

## **Oracle® Fusion Middleware**

Property Files Reference for Oracle WebCenter Sites

12c (12.2.1.1)

**E71625-02**

March 2017

This reference describes the property files and the properties they contain that govern WebCenter Sites and its component Satellite Server. It also describes how to use the Property Management Tool and the Import/Export Utility to manage these properties.

Oracle Fusion Middleware Property Files Reference for Oracle WebCenter Sites, 12c (12.2.1.1)

E71625-02

Copyright © 2012, 2017, Oracle and/or its affiliates. All rights reserved.

Primary Author: Ajith Srinivas

Contributing Authors: Ankita Chowdhury

Contributors: Brian Cheyne, Viswadas Leher, Chandra Busireddy, Chintala Kumar, Swamy Avadhani Chandrashekar Nanjunda, Ravi Khanuja, Vipin Kumar, Osman Saleh, Yaoling Dong

This software and related documentation are provided under a license agreement containing restrictions on use and disclosure and are protected by intellectual property laws. Except as expressly permitted in your license agreement or allowed by law, you may not use, copy, reproduce, translate, broadcast, modify, license, transmit, distribute, exhibit, perform, publish, or display any part, in any form, or by any means. Reverse engineering, disassembly, or decompilation of this software, unless required by law for interoperability, is prohibited.

The information contained herein is subject to change without notice and is not warranted to be error-free. If you find any errors, please report them to us in writing.

If this is software or related documentation that is delivered to the U.S. Government or anyone licensing it on behalf of the U.S. Government, then the following notice is applicable:

U.S. GOVERNMENT END USERS: Oracle programs, including any operating system, integrated software, any programs installed on the hardware, and/or documentation, delivered to U.S. Government end users are "commercial computer software" pursuant to the applicable Federal Acquisition Regulation and agency-specific supplemental regulations. As such, use, duplication, disclosure, modification, and adaptation of the programs, including any operating system, integrated software, any programs installed on the hardware, and/or documentation, shall be subject to license terms and license restrictions applicable to the programs. No other rights are granted to the U.S. Government.

This software or hardware is developed for general use in a variety of information management applications. It is not developed or intended for use in any inherently dangerous applications, including applications that may create a risk of personal injury. If you use this software or hardware in dangerous applications, then you shall be responsible to take all appropriate fail-safe, backup, redundancy, and other measures to ensure its safe use. Oracle Corporation and its affiliates disclaim any liability for any damages caused by use of this software or hardware in dangerous applications.

Oracle and Java are registered trademarks of Oracle and/or its affiliates. Other names may be trademarks of their respective owners.

Intel and Intel Xeon are trademarks or registered trademarks of Intel Corporation. All SPARC trademarks are used under license and are trademarks or registered trademarks of SPARC International, Inc. AMD, Opteron, the AMD logo, and the AMD Opteron logo are trademarks or registered trademarks of Advanced Micro Devices. UNIX is a registered trademark of The Open Group.

This software or hardware and documentation may provide access to or information about content, products, and services from third parties. Oracle Corporation and its affiliates are not responsible for and expressly disclaim all warranties of any kind with respect to third-party content, products, and services unless otherwise set forth in an applicable agreement between you and Oracle. Oracle Corporation and its affiliates will not be responsible for any loss, costs, or damages incurred due to your access to or use of third-party content, products, or services, except as set forth in an applicable agreement between you and Oracle.

---

---

# Contents

Preface .....	vii
Audience .....	vii
Documentation Accessibility .....	vii
How This Guide Is Organized .....	vii
Related Documents.....	vii
<b>Part I Oracle WebCenter Sites JSON Property File</b>	
<b>1 Managing JSON File Properties</b>	
1.1 About the WebCenter Sites JSON File.....	1-1
1.1.1 Overview of the Property Management Tool .....	1-2
1.1.2 Overview of the Import/Export Utility .....	1-2
1.2 Viewing Property Values in the WebCenter Sites JSON File .....	1-2
1.3 Using the Property Management Tool .....	1-3
1.3.1 Accessing the Property Management Tool.....	1-3
1.3.2 Setting Properties .....	1-4
1.3.3 Adding Properties .....	1-5
1.3.4 Deleting Properties.....	1-6
1.4 Using the Import/Export Utility to Manage WebCenter Sites Properties.....	1-6
<b>2 A/BTest Properties</b>	
2.1 About the Properties in the A/BTest Category.....	2-1
2.2 Properties in the A/BTest Category .....	2-1
<b>3 Cache Properties</b>	
3.1 About the Properties in the Cache Category .....	3-1
3.1.1 Blob Server Properties .....	3-1
3.1.2 Page Cache Properties .....	3-1
3.1.3 Resultset Caching Properties.....	3-2
3.1.4 Cluster Properties.....	3-2
3.1.5 Compatibility Properties .....	3-2
3.1.6 Satellite Server Properties .....	3-2

3.1.7	Asset Default Properties .....	3-2
3.1.8	Security and Session Timeout Properties .....	3-2
3.2	Properties in the Cache Category .....	3-3
<b>4</b>	<b>CAS Properties</b>	
4.1	About the Properties in the CAS Category .....	4-1
4.2	Properties in the CAS Category .....	4-1
<b>5</b>	<b>Cluster Properties</b>	
5.1	About the Properties in the Cluster Category .....	5-1
5.2	Properties in the Cluster Category .....	5-1
<b>6</b>	<b>Connector Properties</b>	
6.1	About the Connector Category .....	6-1
6.2	Properties in the Connector Category .....	6-1
<b>7</b>	<b>Core Properties</b>	
7.1	About the Properties in the Core Category .....	7-1
7.2	Properties in the Core Category .....	7-1
<b>8</b>	<b>CORS Properties</b>	
8.1	About the Properties in the CORS Category .....	8-1
8.2	Properties in the CORS Category .....	8-1
<b>9</b>	<b>Eloqua Integration Properties</b>	
9.1	About the Properties in the Eloqua Integration Category .....	9-1
9.2	Properties in the Eloqua Integration Category .....	9-1
<b>10</b>	<b>Engage Properties</b>	
10.1	About the Properties in the Engage Category .....	10-1
10.2	Properties in the Engage Category .....	10-1
<b>11</b>	<b>Installer Properties</b>	
11.1	About the Properties in the Installer Category .....	11-1
11.2	Properties in the Installer Category .....	11-1
<b>12</b>	<b>Publish Properties</b>	
12.1	About the Publish Category .....	12-1
12.2	Properties in the Publish Category .....	12-1
<b>13</b>	<b>Satellite Properties</b>	
13.1	About the Properties in the Satellite Category .....	13-1
13.2	Properties in the Satellite Category .....	13-1

<b>14</b>	<b>Security Properties</b>	
14.1	About the Properties in the Security Category.....	14-1
14.2	Properties in the Security Category .....	14-1
<b>15</b>	<b>ServletRequest Properties</b>	
15.1	About the Properties in the ServletRequest Category.....	15-1
15.2	Properties in the ServletRequest Category .....	15-1
<b>16</b>	<b>SiteCapture Properties</b>	
16.1	About the Properties in the SiteCapture Category .....	16-1
16.2	SiteCapture Properties .....	16-1
<b>17</b>	<b>Oracle WebCenter Sites: Visitor Services Properties</b>	
17.1	About the Properties in the Visitor Services Category.....	17-1
17.2	Properties in the Visitor Services Category .....	17-1
<b>18</b>	<b>UI Properties</b>	
18.1	About the Properties in the UI Category.....	18-1
18.2	Properties in the UI Category .....	18-1
<b>19</b>	<b>User Properties</b>	
19.1	About the Properties in the User Category.....	19-1
19.2	Properties in the User Category.....	19-1
<b>20</b>	<b>WebCenter Sites User Defined Properties</b>	
20.1	About WebCenter Sites User Defined Properties .....	20-1
20.2	User Defined Properties for WebCenter Sites .....	20-1
<b>Part II Satellite Server JSON File</b>		
<b>21</b>	<b>Managing Satellite Server JSON File Properties</b>	
21.1	About the Satellite Server JSON File.....	21-1
21.2	Overview of the Satellite Server Import/Export Utility .....	21-1
21.3	Using the Import/Export Utility to Manage Satellite Server Properties.....	21-1
21.4	Adding Properties to the Satellite Server JSON File.....	21-2
<b>22</b>	<b>Core Properties in the Satellite Server JSON File</b>	
22.1	About the Core Properties in the Satellite Server JSON File .....	22-1
22.2	Properties in the Core Category in the Satellite Server JSON File.....	22-1
<b>23</b>	<b>CORS Properties in the Satellite Server JSON File</b>	
23.1	About the CORS Properties in the Satellite Server JSON File.....	23-1

23.2	Properties in the CORS Category in the Satellite Server JSON File .....	23-1
<b>24</b>	<b>Satellite Properties in the Satellite Server JSON File</b>	
24.1	About the Satellite Category in the Satellite Server JSON File .....	24-1
24.2	Satellite Properties in the Satellite Server JSON File .....	24-1
<b>25</b>	<b>ServletRequest Properties in the Satellite Server JSON File</b>	
25.1	About the ServletRequest Properties in the Satellite Server JSON File .....	25-1
25.2	Properties in the ServletRequest Category in the Satellite Server JSON File.....	25-1
<b>26</b>	<b>Satellite Server User Defined Properties</b>	
26.1	About Satellite Server User Defined Properties .....	26-1
26.2	User Defined Properties for Satellite Server .....	26-1
<b>Part III Credential Store Properties</b>		
<b>27</b>	<b>Managing the Properties in the Credential Store</b>	
27.1	About the Credential Store.....	27-1
27.2	Managing the WebCenter Sites Properties in the Credential Store.....	27-1
27.3	Managing Satellite Server Properties in the Credential Store.....	27-2
<b>28</b>	<b>WebCenter Sites Properties in the Credential Store.....</b>	<b>28-1</b>
<b>29</b>	<b>Satellite Server Properties in the Credential Store .....</b>	<b>29-1</b>
<b>Part IV Oracle Diagnostic Logging (ODL) Property File</b>		
<b>30</b>	<b>About the logging-config.xml File.....</b>	<b>30-1</b>
<b>31</b>	<b>Oracle Diagnostic Logging (ODL) Configurations</b>	
31.1	Adding Loggers .....	31-1
31.2	Changing Logger Levels.....	31-1
<b>Part V Third-Party Libraries and Applications</b>		
<b>32</b>	<b>HTTPClient Access</b>	
32.1	Apache Commons HTTPClient .....	32-1
32.2	About the HTTPClient Integration with WebCenter Sites .....	32-2
32.2.1	About the HTTP Client Implementation .....	32-3
32.3	HTTP Client Parameters and WebCenter Sites Properties.....	32-4

## Index

---

# Preface

This guide contains information about Oracle WebCenter Sites property files and their properties. They are used to specify operating parameters for Oracle WebCenter Sites and its applications.

## Audience

This guide is written for WebCenter Sites installation engineers, developers, and administrators of WebCenter Sites systems.

## Documentation Accessibility

For information about Oracle's commitment to accessibility, visit the Oracle Accessibility Program website at <http://www.oracle.com/pls/topic/lookup?ctx=acc&id=docacc>.

### Access to Oracle Support

Oracle customers that have purchased support have access to electronic support through My Oracle Support. For information, visit <http://www.oracle.com/pls/topic/lookup?ctx=acc&id=info> or visit <http://www.oracle.com/pls/topic/lookup?ctx=acc&id=trs> if you are hearing impaired.

## How This Guide Is Organized

The introductory section explains the importance of using the Property Editor to modify property files and provides instructions on using the Property Editor.

[Oracle WebCenter Sites JSON Property File](#) covers properties for WebCenter Sites and its page caching application Satellite Server.

[Oracle WebCenter Sites Logging Property Files](#) covers the WebCenter Sites Logging property files.

[Third-Party Libraries and Applications](#) explains how WebCenter Sites integrates with third-party libraries.

At the end of this reference is an index to help readers find topics and properties in this guide.

## Related Documents

For more information, see the following Oracle WebCenter Sites documentation:

- *Oracle WebCenter Sites Release Notes*

- *Oracle Fusion Middleware Developing with Oracle WebCenter Sites*
- *Oracle Fusion Middleware Administering Oracle WebCenter Sites*
- *Oracle Fusion Middleware Using Oracle WebCenter Sites*



# Part I

---

## Oracle WebCenter Sites JSON Property File

The following topics list the properties in the `wcs_properties.json` file that are installed and used by WebCenter Sites, including its user manager plug-ins and co-resident Satellite Server. The Property Management Tool is used to set properties in the `wcs_properties.json` file.

This part contains information about the categories in the `wcs_properties.json` file and the properties associated with those categories:

- [Managing JSON File Properties](#)
- [A/BTest Properties](#)
- [Cache Properties](#)
- [CAS Properties](#)
- [Cluster Properties](#)
- [Connector Properties](#)
- [Core Properties](#)
- [CORS Properties](#)
- [Eloqua Integration Properties](#)
- [Engage Properties](#)
- [Installer Properties](#)
- [Publish Properties](#)
- [Satellite Properties](#)
- [Security Properties](#)
- [ServletRequest Properties](#)
- [SiteCapture Properties](#)
- [Oracle WebCenter Sites: Visitor Services Properties](#)
- [UI Properties](#)
- [User Properties](#)
- [User Defined Properties for WebCenter Sites](#)



---

# Managing JSON File Properties

This chapter provides information about using the Property Management Tool and the Import/Export Utility to manage Oracle WebCenter Sites properties stored in JSON files.

Many of your configuration tasks for Oracle WebCenter Sites and its applications require you to set or modify values for properties that are specified in the WebCenter Sites and Satellite Server JSON files (`wcs_properties.json`).

To manage properties, WebCenter Sites provides the Property Management Tool and the Import/Export Utility. Most properties are located in the `wcs_properties.json` file for WebCenter Sites and Satellite Server, while other properties, such as zookeeper properties are stored in individual property files. This introduction describes the `wcs_properties.json` files, the Property Management Tool, and the Import/Export Utility.

This introduction contains the following sections:

- [About the WebCenter Sites JSON File](#)
- [Viewing Property Values in the WebCenter Sites JSON File](#)
- [Using the Property Management Tool](#)
- [Using the Import/Export Utility to Manage WebCenter Sites Properties](#)

## 1.1 About the WebCenter Sites JSON File

Most WebCenter Sites properties are located in the WebCenter Sites `wcs_properties.json` file. The WebCenter Sites JSON file is located in the `<domain_home>/wcsites/wcsites/config` directory of your WebCenter Sites installation.

WebCenter Sites provides two ways to manage the properties in the WebCenter Sites `wcs_properties.json` file:

- Property Management Tool which is accessible from the WebCenter Sites Admin interface. For information, see [Accessing the Property Management Tool](#).
- Import/Export Utility which you access by running a command line prompt for `propertiesUtility.bat` (for Windows) and `propertiesUtility.sh` (for Unix). For instructions, see [Using the Import/Export Utility to Manage WebCenter Sites Properties](#).

The following topics provide overview information about the tools used to manage the WebCenter Sites `wcs_properties.json` file:

- [Overview of the Property Management Tool](#)

- [Overview of the Import/Export Utility](#)

### 1.1.1 Overview of the Property Management Tool

When WebCenter Sites is running, use the Property Management Tool to set the values of properties in the WebCenter Sites `wcs_properties.json` file. It is recommended to always use the Property Management Tool to set values for the properties in this file.

The Property Management Tool ensures that property values are correctly formatted; specifically, the correct property separator characters are used. Furthermore, the Property Management Tool provides descriptive information about the properties, as well as default or possible values. In addition, since properties in the WebCenter Sites `wcs_properties.json` file are organized by category, the Property Management Tool enables users to search for properties by category and subcategory.

### 1.1.2 Overview of the Import/Export Utility

When WebCenter Sites is not running, use the Import/Export utility to make changes to the properties in the WebCenter Sites `wcs_properties.json` file.

The Import/Export Utility enables users to extract the properties from the WebCenter Sites `wcs_properties.json` file into a property file format (`.ini` or `.properties`) to their local system. Once you update the desired properties, you then run an import command to import the changes into the WebCenter Sites `wcs_properties.json` file. When the WebCenter Sites system is restarted, your property changes are updated on all WebCenter Sites instances.

## 1.2 Viewing Property Values in the WebCenter Sites JSON File

To view all the properties and their values configured on your system:

1. Log in to WebCenter Sites, select a site name, and access the Admin interface.
2. In the navigation pane, select the **General Admin** section, and then expand **Admin**.
3. In the **Admin** tree, expand **System Tools**, then **System Information**, and then double-click **Sites Info**.

The Sites Information form opens.

4. In the **Sites Properties** Available list box, select `wcs_properties.json` file and then click **Add**.
5. Click **Show Results**.

The Sites Properties form opens and displays the name of the `wcs_properties.json` file.

6. Expand the `wcs_properties.json` node to view a list of all the properties and their current values (shown in [Figure 1-1](#)).

**Figure 1-1 Sites Properties**


The screenshot shows a window titled "Sites Properties" with a tree view containing "wcs\_properties.json". Below the tree is a table with three columns: "Property", "Value", and "Node". The table lists various system properties such as "HttpServletResponseBufferSize", "MAXBLOCKSIZE", "MAXLARGEBLOB", and "baseDN".

Property	Value	Node
HttpServletResponseBufferSize	-1	Global
MAXBLOCKSIZE	15000000	Global
MAXLARGEBLOB	50000000	Global
abtest.autosave.enabled	false	Global
abtest.delivery.enabled	false	Global
abtest.minvariantvisitors	1000	Global
abtest.visitors.profile		Global
advancedUI.enableAssetForms	false	Global
afk.historydata	/scratch/u01/home/enguser/jenkins_workspace/workspace/Automation_12.1.4.0/shared/history/	Global
afk.publishdata	/scratch/u01/home/enguser/jenkins_workspace/workspace/Automation_12.1.4.0/shared/publish/	Global
baseDN	o=ContentServer	Global
bs.bCacheSize	1000	Global
bs.bCacheTimeout	-1	Global
bs.invalidateheadnames		Global
bs.security	false	Global
bs.validateheadnames		Global

## 1.3 Using the Property Management Tool

The following topics provide instructions for working with the Property Management Tool:

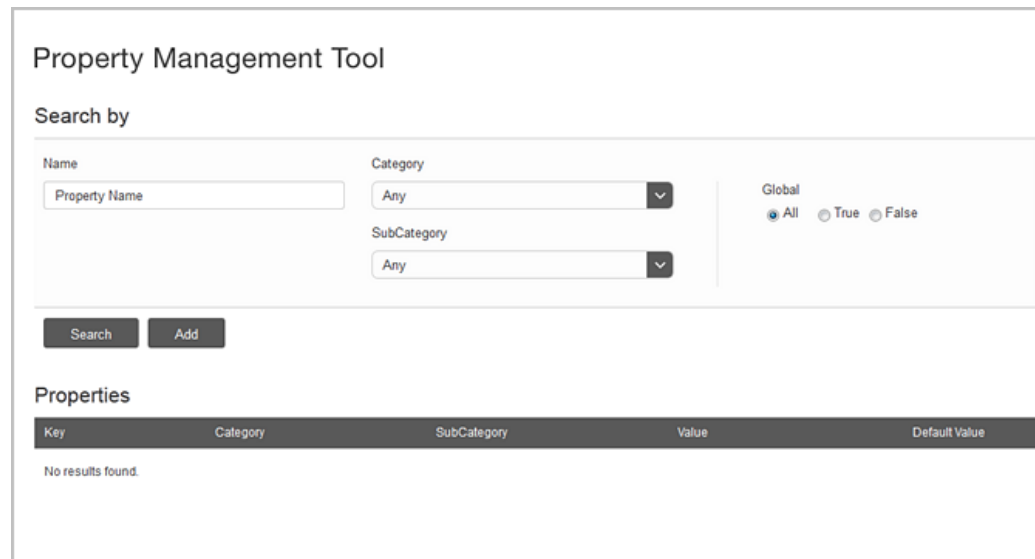
- [Accessing the Property Management Tool](#)
- [Setting Properties](#)
- [Adding Properties](#)
- [Deleting Properties](#)

### 1.3.1 Accessing the Property Management Tool

The Property Management Tool is located in the WebCenter Sites Admin interface.

1. Log in to WebCenter Sites with administrator credentials, select the name of a site, and then select the **Admin** interface icon.
2. In the **Admin** tree, expand the **System Tools** node.
3. Under the **System Tools** node, double-click **Property Management**.

The Property Management Tool opens, as shown in [Figure 1-2](#):

**Figure 1-2 Property Management Tool**


Property Management Tool

Search by

Name:  Category:  Global:  All  True  False

SubCategory:

Properties

Key	Category	SubCategory	Value	Default Value
No results found.				

### 1.3.2 Setting Properties

This section provides instructions about setting properties for WebCenter Sites and its applications.

1. Open the Property Management Tool, as described in [Accessing the Property Management Tool](#).
2. Search for the property you want to configure. Enter values for the following fields:
  - **Name:** Enter the full or partial name of the property you want to view.
  - **Category:** (Optional) select the name of the category associated with the property.
  - **SubCategory:** (Optional) If a category is selected from the **Category** field, the subcategories associated with that category are shown in this drop-down menu. Select the name of the subcategory associated with the property.
  - **Global:** Select one of the following options:
    - **All:** All properties with the specified name and category are shown in the results.
    - **True:** Only properties where the Global flag is set to `true` are shown in the results.
    - **False:** Only properties where the Global flag is set to `false` are shown in the results.
3. Click **Search**.

The properties that match your search criteria are listed under the Properties section of the page.

4. Click the name of the property whose value you want to modify.

The property details are displayed as follows:

- **Category:** shows the category under which this property is listed.
  - **Valid Values:** lists the possible values for the property.
  - **SubCategory:** shows the subcategory of the property.
  - **Default Value:** the recommended value of the property.
  - **Description:** provides information about the property.
  - **Value:** the actual value of the property.
  - **Global:** indicates that the value of this property is to be shared across all cluster nodes.
  - **Restart Required:** indicates whether the application server must be restarted so the new value can take effect.
5. In the **Value** field, enter a value for this property.
  6. Click **Save**.
  7. Repeat steps 2 through 6 for each property you want to configure.
  8. If the property you saved has **restart\_required** set as `true`, stop and restart the application server so the new values can take effect.

### 1.3.3 Adding Properties

Some configuration tasks require you to add new, custom properties for your system. For example, when you implement resultset caching, you can create up to three properties for any WebCenter Sites database table for which you want to set caching values. (For information about resultset caching, see *Working with Resultset Caching and Queries in Developing with Oracle WebCenter Sites*.) All custom properties are added to the `wcs_properties.json` file.

To add properties to your WebCenter Sites system, follow the steps below:

1. Open the Property Management Tool, as described in [Accessing the Property Management Tool](#).
2. Click **Add**.

The new property form opens under the Properties section of the Property Management Tool.

3. Enter values for the new property in the following fields:
  - **Key:** enter the name of the property you need to add.
  - **Valid Values:** enter any possible values for the property.
  - **Category:** Custom. This value is shown in the property's `Category` parameter in the `wcs_properties.json` file.
  - **Default Value:** enter the recommended value for this property.
  - **SubCategory:** enter a sub category for this property (if any).
  - **Value:** set the value of the property.

- **Description:** enter a description of this property.
  - **Global:** select this checkbox to indicate that the property and its value must be shared across all cluster nodes.
  - **Restart Required:** select this checkbox if the application server must be restarted for the new property and value to take effect.
4. Click **Save**.
  5. If you set the **restart\_required** flag to `true`, stop and restart the application server so the new property can take effect.

### 1.3.4 Deleting Properties

It is unlikely that you will ever have to delete a property. However, if you do have to delete a property, refer to the steps below.

---

---

**Caution:**

You can only delete custom properties. Never delete a required property.

---

---

1. Open the Property Management Tool. (See [Accessing the Property Management Tool](#).)
2. Search for the property you want to configure (for search information, see step 2).  
  
The properties that match your search criteria are listed under the Properties section of the page.
3. Click the name of the property you want to remove.
4. Take note of the current value for this property just in case you need to restore it for any reason.
5. Click **Delete**.  
  
A confirmation message is displayed.
6. Click **Yes**.
7. If the **restart\_required** flag for the deleted property was set to `true`, stop and restart the application server so the changes can take effect.

## 1.4 Using the Import/Export Utility to Manage WebCenter Sites Properties

The Import/Export Utility is used to import and export the WebCenter Sites JSON file properties in a property file format (`.ini` or `.properties`) when WebCenter Sites is not running. The exported property file contains all the properties for WebCenter Sites in a `key=value` format. This exported property file can then be modified and the changed settings imported into WebCenter Sites.



**Note:**

The Import/Export utility enables you to update property values when WebCenter Sites is not running. For all other property changes, including modifying property values when WebCenter Sites is running and adding custom properties, use the Property Management Tool.

The commands for accessing the Import/Export utility are as follows:

- For Windows systems, use the `propertiesUtility.bat` command file. For example:

```
propertiesUtility.bat <sites_home> <config_folder> export
<properties_file>
```

- For Unix systems, use the `propertiesUtility.sh` command file and separate each command parameter with a forward slash (/). For example:

```
propertiesUtility.sh /oracle/sites-home /oracle/config
export /export/my_config.properties
```

The following instructions use the `propertiesUtility.bat` command file.

To run the Import/Export Utility:

1. Open a command prompt window and `cd` to your `sites-home/bin` directory.
2. Export the properties from the JSON file to a property file of your choice (`.ini` or `.properties`):

```
>propertiesUtility.bat <sites_home> <config_folder> export <properties_file>
```

For example, to export the JSON file properties to a `my_config.properties` file, enter the following export command:

```
>propertiesUtility.bat c:/oracle/sites-home C:/oracle/config export
c:/export/my_config.properties
```

The utility creates the property file in the directory you specified in your export command.

3. Navigate to and open the property file in a text editor. The properties are listed in a `key=value` format. Modify the values of the desired properties and then save the property file.

For keys that have cluster node specific values, the name of the node on which the changes should take place is appended as a suffix (`---NodeName`) to the key. For example, for the `valid.urls` key, there will be 2 entries in the property file:

- `valid.urls=some_value`
- `valid.urls---nodeA=some_value_specific_to_nodeA`

4. Import the updated properties into the JSON file:

- If WebCenter Sites is not running, use the following import command:

```
>propertiesUtility.bat <sites_home> <config_folder> import <properties_file>
```

Where `<properties_file>` is the path to properties file containing the updated properties and `<config_folder>` is the path to the `config` folder.

- If WebCenter Sites is running, and you want to import your updates and dynamically update all WebCenter Sites instances with your changes, append the `flush` flag to the import command as follows:

```
>propertiesUtility.bat <sites_home> <config_folder> import <properties_file>
  [flush sites-url]
```

For example:

```
>propertiesUtility.bat c:/oracle/sites-home C:/oracle/config import c:/
import/
  my_config.properties flush http://localhost:8080/sites
```

The `flush` flag invalidates the cache in WebCenter Sites that stores the configuration settings. The `flush` flag requires you to specify the URL of your local WebCenter Sites instance (`sites-url`).

The updated property values are imported into the JSON file. If you specified arguments to dynamically update WebCenter Sites, you see your changes immediately. If the system is not running, your changes will take-hold upon startup.

## A/BTest Properties

The following topics provide information about each property associated with the **ABTest** category in the `wcs_properties.json` file:

- [About the Properties in the A/BTest Category](#)
- [Properties in the A/BTest Category](#)

### 2.1 About the Properties in the A/BTest Category

Properties categorized under the A/BTest category in the WebCenter Sites `wcs_properties.json` file, configure the WebCenter Sites A/B Test feature. They determine whether an A/B Test has been created on a content management site, on which WebCenter Sites instance A/B Tests should be delivered, and evaluate which site visitors are targeted by an A/B Test.


### 2.2 Properties in the A/BTest Category

[Table 2-1](#) provides a description for each of the properties in the `wcs_properties.json` file that are associated with the **ABTest** category.

**Table 2-1** A/BTest Properties

Property	Description
<code>abtest.autosave.enabled</code>	Specifies whether auto save operations are enabled when creating an A/B Test, to minimize prompting. <b>Possible values:</b> true false <b>Default value:</b> false
<code>abtest.delivery.enabled</code>	Specifies whether this WebCenter Sites instance should deliver A/B Tests. <b>Possible values:</b> true false <b>Default value:</b> false
<code>abtest.visitors.profile</code>	Specifies the Visitor Services profile to use when evaluating visitor eligibility for an A/B Test.
<code>abtest.analytics.provider</code>	Specifies the analytics provider for an A/B Test. Value: GA.
<code>abtest.ga.application.name</code>	Specifies the application name for Google Analytics for an A/B Test.

**Table 2-1 (Cont.) A/BTest Properties**

Property	Description
abtest.ga.keyfile.name	Specifies the name of the keyfile (p12) for Google Analytics.  <b>Note:</b> The file must be in the classpath, typically in the config folder.
abtest.ga.service.email	Specifies the service account email for Google Analytics for an A/B Test. After logging in to <a href="https://console.developers.google.com">https://console.developers.google.com</a> , click the <b>Products and Services</b> icon  , click <b>Permissions</b> , and then from the <b>Service Accounts</b> tab, copy the email address for the service account. This email address is the value for the abtest.ga.service.email property.
abtest.ga.account.id	Specifies the account Id for Google Analytics for an A/B Test. After logging in to Google Analytics, click the <b>Admin</b> tab. In the <b>Account</b> column, click <b>Account Settings</b> , to view the account Id.
abtest.ga.webproperty.id	Specifies the web property ID for google analytics for an A/B Test. After logging in to Google Analytics, click the <b>Admin</b> tab. In the <b>Property</b> column, click <b>Property Settings</b> , to view the tracking ID. The tracking ID is the value for the abtest.ga.webproperty.id property.
abtest.ga.profile.id	Specifies the profile Id for Google Analytics for an A/B Test. After logging in to Google Analytics, click the <b>Admin</b> tab. In the <b>View</b> column, click <b>View Settings</b> , to view the view Id. The view Id is the value for the abtest.ga.profile.id property.
abtest.ga.proxy.protocol	Specifies the proxy protocol of the proxy server to connect to Google Analytics servers for an A/B Test. The only value allowed for this property is "HTTP".
abtest.ga.proxy.address	Specifies the proxy address of the proxy server to connect to Google Analytics servers for an A/B Test.
abtest.ga.proxy.port	Specifies the proxy port of the proxy port to connect to Google Analytics servers for an A/B Test.
abtest.ga.proxy.username	Specifies the proxy user name to authenticate with the proxy server to connect to Google Analytics servers for an A/B Test.
abtest.ga.proxy.password	Specifies the proxy password to authenticate with the proxy server to connect to Google Analytics servers for an A/B Test.

---

## Cache Properties

The following topics provide information about each property associated with the **Cache** category in the `wcs_properties.json` file:

- [About the Properties in the Cache Category](#)
- [Properties in the Cache Category](#)

### 3.1 About the Properties in the Cache Category

Properties categorized under the Cache category are used to configure the BlobServer servlet, Page caching, Resultset caching, cluster settings, backwards compatibility settings, satellite server settings, asset default settings, security settings, session timeouts, and Global Unique Identifiers used by the WebCenter Sites servlets.

The Cache category contains the following types of properties:

- [Blob Server Properties](#)
- [Page Cache Properties](#)
- [Resultset Caching Properties](#)
- [Cluster Properties](#)
- [Compatibility Properties](#)
- [Satellite Server Properties](#)
- [Asset Default Properties](#)
- [Security and Session Timeout Properties](#)

#### 3.1.1 Blob Server Properties

Blob Server properties configure the BlobServer servlet. BlobServer serves blobs. It gathers a blob from a table and performs all the necessary security checks. When BlobServer serves a blob, it caches it in both WebCenter Sites and Satellite Server.

#### 3.1.2 Page Cache Properties

Page caching properties configure the page cache settings for WebCenter Sites. WebCenter Sites page caching is monitored and maintained by the CacheManager. WebCenter Sites caching enables you to cache both complete web pages and their individual components (or pagelets). To set up page caching on a WebCenter Sites system, you configure properties for the CacheManager and the Satellite Server servlets.

For more information about page caching, see *Oracle Fusion Middleware Developing with Oracle WebCenter Sites*.

### 3.1.3 Resultset Caching Properties

ResultSet caching properties configure resultset caching for WebCenter Sites. For information about resultset caching and queries on your WebCenter Sites system, see *Oracle Fusion Middleware Developing with Oracle WebCenter Sites*.

ResultSet caching properties include:

- Global resultset caching properties, which are set during the WebCenter Sites installation process to enable resultset caching for all tables in the WebCenter Sites database. The same properties will be automatically applied to all tables that are subsequently created. The properties are:
  - `cc.cacheResults`: number of resultsets to cache in memory.
  - `cc.cacheResultsTimeout`: length of time to keep resultsets cached in memory.
  - `cc.cacheResultsAbs`: method of calculating expiration time for resultsets in the resultset cache.
- Table-specific resultset caching properties for system tables. These properties are automatically set during the WebCenter Sites installation process to override the global resultset caching properties named above.

For example, the following table-specific properties are set for the `ElementCatalog` table: `cc.ElementCatalogCSz` and `cc.ElementCatalogTimeout`. The property values can be changed, or the properties can be removed (the resultset cache for the table will then use the values of the global properties).

### 3.1.4 Cluster Properties

Cluster properties are used by WebCenter Sites to communicate with all the servers in a cluster when a WebCenter Sites system is installed in a cluster.

### 3.1.5 Compatibility Properties

Compatibility properties set values necessary for backward compatibility with earlier versions of WebCenter Sites.

### 3.1.6 Satellite Server Properties

Satellite Server properties describe how to communicate with any of the Satellite servlets (Satellite Server), whether they are running locally or on remote servers.

### 3.1.7 Asset Default Properties

Asset default properties are used to define certain default details about asset types, such as **cache information**, default ACLs, and whether CKEditor is present.

### 3.1.8 Security and Session Timeout Properties

Properties that control such things as security settings, session timeouts, Global Unique Identifiers that the WebCenter Sites servlets use, the amount of idle time a

connection can have before WebCenter Sites logs out of a connection, and whether WebCenter Sites loads cache synchronization processing.

## 3.2 Properties in the Cache Category

Table 3-1 provides a description for each of the properties in the JSON file that are associated with the **Cache** category.

**Table 3-1 Cache Properties**

Property	Description
<code>bs.bCacheSize</code>	<p>Specifies the default number of blobs that can be cached (to memory).</p> <p><b>Default value:</b> 1000</p>
<code>bs.bCacheTimeout</code>	<p>Specifies the number of seconds that a blob will remain cached in memory. Note that the memory cache is cleared whenever the BlobServer servlet is restarted. This property affects the operation of CacheManager as follows: When compositional dependencies are recorded against a blob in the <code>SystemItemCache</code> table, they are configured such that they will be removed from the table after the blob expires from the cache. This prevents excessive growth of the <code>SystemItemCache</code> table. However, removing the entry from the table disables CacheManager from removing the corresponding blobs from the Tier 2 cache, and users will view stale data.</p> <p><b>Possible values:</b> negative integer, 0, and positive integer</p> <p><b>Default value:</b> -1</p> <p>The blob will remain cached in memory forever, unless it is evicted because more recently used blobs have filled the cache.</p> <p><b>Note:</b> The value of this property affects <code>cs.manage.expired.blob.inventory</code> as follows:</p> <ul style="list-style-type: none"> <li>• A value of 0 or less causes <code>cs.manage.expired.blob.inventory</code> to have no effect.</li> <li>• A positive integer with <code>cs.manage.expired.blob.inventory</code> set to <code>true</code> ensures that CacheManager operates correctly, but at the cost of growth in the <code>SystemItemCache</code> table.</li> </ul> <p>For more information, see <code>cs.manage.expired.blob.inventory</code>.</p>

**Table 3-1 (Cont.) Cache Properties**

Property	Description
<code>bs.invalidheadernames</code>	<p>Comma separated list of invalid headers which are ignored by BlobServer.</p> <p><b>Note:</b> If headers are specified as both valid (<code>bs.validheadernames</code>) and invalid (<code>bs.invalidheadernames</code>), the headers specified in <code>bs.validheadernames</code> take precedence.</p> <p>For more information, see <code>bs.invalidheadername</code>.</p>
<code>bs.security</code>	<p>Specifies whether the BlobServer servlet checks security before allowing database access and image retrieval. If security is on, images cannot be cached in memory. If you enable BlobServer security, the BlobServer servlet serves the data only if the <code>csblobid</code> parameter exists in the URL and its value matches a session variable of the same name, as in the following example:</p> <pre>&lt;IMG SRC="BlobServer? blobtable=MovieImages&amp;#38;blobcol=urlimage&amp;#38; ;blobkey=id&amp;#38;csblobid=SessionVariables.blob id&amp;#38;blobwhere=25"/&gt;</pre> <p><b>Possible values:</b> true   false</p> <p><b>Subcategory:</b> Blobcache</p>
<code>bs.validheadernames</code>	<p>Comma separated list of valid headers which are allowed by BlobServer.</p> <p><b>Note:</b> If headers are specified as both valid (<code>bs.validheadernames</code>) and invalid (<code>bs.invalidheadernames</code>), the headers specified in <code>bs.validheadernames</code> take precedence.</p> <p>For more information, see <code>bs.invalidheadernames</code>.</p>
<code>cc.AssetTypeCSz</code>	<p>The number of resultsets to cache against the <code>AssetType</code> table, an object table that is created by the WebCenter Sites installation.</p> <p><b>Default value:</b> 50</p>
<code>cc.BlobServerCacheCSz</code>	<p>Specifies the maximum number of blobs that will be cached in memory. If memory is at a premium, you may reduce the value of this property.</p> <p><b>Default value:</b> 1000</p>
<code>cc.BlobServerTimeout</code>	<p>Specifies the default lifetime (in minutes) of a cached blob in memory. If memory is at a premium, you may reduce the value of this property.</p> <p><b>Default value:</b> 1440 (that is, 24 hours)</p>



**Table 3-1 (Cont.) Cache Properties**

Property	Description
<code>cc.cacheNoSync</code>	<p>Specifies whether the system allows the database query transaction data cached by WebCenter Sites to persist even if a cluster member updates the table.</p> <p><b>Default value:</b> <code>false</code></p> <p>You can set table-specific values for individual tables by adding a property in the following format:  <code>cc.&lt;sometable&gt;CSync=&lt;true or false&gt;</code></p>
<code>cc.cacheResults</code>	<p>Specifies the default number of resultsets to cache in memory. Note that this does not mean the number of records in a resultset, but the number of resultsets. Caution: Unless you are debugging, do not set this property to 0 or -1. If you do, WebCenter Sites will fail to save assets properly. (Setting this property to 0 or -1 disables resultset caching for all tables that do not have their own caching properties configured.)</p> <p><b>Possible values:</b> <code>&lt;n&gt;</code> (number of resultsets)</p> <p><b>Default value:</b> <code>500</code></p> <p><b>Note:</b> To set a different value for a specific table, create a property for that table using the following format: <code>cc.&lt;tablename&gt;CSz=&lt;number of resultsets&gt;</code></p>
<code>cc.cacheResultsAbs</code>	<p>Specifies how expiration time for resultsets in the resultset cache is calculated.</p> <ul style="list-style-type: none"> <li>• If this property is set to <code>true</code>, the expiration time for a resultset is absolute. For example, if <code>cc.cacheResultsTimeout</code> is set to 5 minutes, then 5 minutes after the resultset was cached, it is flushed from the cache.</li> <li>• If this property is set to <code>false</code>, the expiration time for a resultset is based on its idle time. For example, if <code>cc.cacheResultsTimeout</code> is set to 5 minutes, the resultset is flushed from the cache 5 minutes after the last time it was requested rather than 5 minutes since it was originally cached.</li> </ul> <p><b>Default value:</b> <code>false</code></p> <p><b>Note:</b> To set expiration time for a specific table, create a property for that table using the following format: <code>cc.&lt;tablename&gt;CAbs=&lt;true or false&gt;</code></p>

**Table 3-1 (Cont.) Cache Properties**

Property	Description
<code>cc.cacheResultsTimeout</code>	<p>Specifies the number of minutes to keep a resultset cached in memory. Setting this property to -1 means that there is no timeout value for tables that do not have their own caching properties configured.</p> <p><b>Possible values:</b> &lt;n&gt; (in minutes), or -1 to disable timeout for tables that use this default property.</p> <p><b>Default value:</b> 5</p> <p><b>Note:</b> To set timeout for a specific table, create a property for that table using the following format:  <code>cc.&lt;tablename&gt;Timeout=&lt;number of minutes&gt;</code></p>
<code>cc.CategoryCSz</code>	<p>The number of resultsets to cache against the <code>Category</code> table, an object table that the WebCenter Sites installation creates for asset types.</p> <p><b>Default value:</b> 50</p>
<code>cc.ElementCatalogCSz</code>	<p>Specifies the number of resultsets to cache against the <code>ElementCatalog</code> table. For best performance this value should be set to the number of rows in the table.</p> <p><b>Default value:</b> 1000</p>
<code>cc.ElementCatalogTimeout</code>	<p>Specifies the number of minutes to keep idle resultsets for the <code>ElementCatalog</code> table in the resultset cache. Use -1 to disable timeout.</p> <p><b>Default value:</b> 60</p>
<code>cc.SiteCatalogCSz</code>	<p>Specifies the number of resultsets to cache against the <code>SiteCatalog</code> table. For best performance, this value should be set to the number of rows in the table.</p> <p><b>Default value:</b> 1000</p>
<code>cc.SiteCatalogTimeout</code>	<p>Specifies the number of minutes to keep idle resultsets for the <code>SiteCatalog</code> table in the resultset cache. Use -1 to disable timeout.</p> <p><b>Default value:</b> 60</p>
<code>cc.StatusCodeCSz</code>	<p>The number of resultsets to cache against the <code>StatusCode</code> table, a content table that the WebCenter Sites installation creates for asset types.</p> <p><b>Default value:</b> 10</p>
<code>cc.SystemACLCSz</code>	<p>Specifies the number of resultsets to cache against the <code>SystemACL</code> table. For best performance, this value should be proportional to the number of rows in the table.</p> <p><b>Default value:</b> 25</p>

**Table 3-1 (Cont.) Cache Properties**

Property	Description
<code>cc.SystemACLTimeout</code>	Specifies the number of minutes to keep idle resultsets for the <code>SystemACL</code> table in the resultset cache. <b>Default value:</b> -1 (which disables timeout for this table)
<code>cc.SystemInfoCSz</code>	Specifies the number of resultsets to cache against the <code>SystemInfo</code> table. For best performance, this value should be set to the number of rows in the table. <b>Default value:</b> 500
<code>cc.SystemInfoTimeout</code>	Specifies the number of minutes to keep idle resultsets for the <code>SystemInfo</code> table in the resultset cache. <b>Default value:</b> -1 (which disables the timeout for this table)
<code>cc.SystemPageCacheCSz</code>	Specifies the maximum number of pages that can be cached in memory. Pages are cached both in memory and to disk (database). This property specifies the number of pages cached to memory, not to disk. <b>Default value:</b> 10000 <b>Note:</b> This property must not be set to -1.
<code>cc.SystemPageCacheTimeout</code>	Specifies the number of minutes a cached page is held in memory (cached pages are cached both to disk and to memory). <b>Default value:</b> 1440 (that is, 24 hours)
<code>cc.SystemUsersCSz</code>	Specifies the number of resultsets to cache against the <code>SystemUsers</code> table. For best performance, this value should be proportional to the number of rows in the table. <b>Default value:</b> 100
<code>cc.SystemUsersTimeout</code>	Specifies the number of minutes to keep idle resultsets for the <code>SystemUsers</code> table in the resultset cache. <b>Default value:</b> -1 (which disables timeout for this table)
<code>cs.alwaysusedisk</code>	Specifies the default cache setting for page entries in the <code>SiteCatalog</code> table that have no information in their <code>cacheinfo</code> column. If set to <code>yes</code> , then each page served from WebCenter Sites is cached to disk (the database), unless the value in that page entry's <code>cacheinfo</code> column specifies that it not be cached. <b>Default value:</b> no <b>Subcategory:</b> Pagecache

**Table 3-1 (Cont.) Cache Properties**

Property	Description
<code>cs.cookievariables</code>	<p>Specifies if cookie variables should be created for servlet request information. Generating cookie variables can confuse page criteria for page requests and works only for outer pages.</p> <p><b>Default value:</b> <code>false</code></p>
<code>cs.disksize</code>	<p>Specifies the size limit in bytes for keeping uploaded files in memory while they are being posted. If an uploaded file is larger than the value specified, WebCenter Sites streams it to a temporary file until it is finished evaluating a page. This prevents excessive memory use and helps to prevent denial-of-service attacks.</p> <p><b>Default value:</b> <code>102400</code></p>
<code>cs.expireonly</code>	<p>Controls how outdated pages are expunged from the cache. When this property is set to <code>false</code>, pages that need to be expunged from the cache are deleted immediately and synchronously, that is, the user must wait until all pages are deleted. When this property is set to <code>true</code>, pages that need to be expunged from the cache are marked for deletion, taken out of service, and then deleted at a later time by a cache cleanup event.</p> <p><b>Possible values:</b> <code>true</code>   <code>false</code></p> <p><b>Default value:</b> <code>true</code></p>
<code>cs.freezeCache</code>	<p>Specifies whether a cache maintenance event should regularly remove expired pages from the cache, or whether the expiration date of a page should be checked only when that page is requested. Set the value to <code>yes</code> if you do not want an event to regularly remove expired pages from the cache.</p> <p><b>Default value:</b> <code>no</code></p>
<code>cs.IItemList</code>	<p>Defines the file that is used for the <code>ItemList</code> interface that is used by the <code>CacheManager</code>. The <code>ItemList</code> interface is used to record compositional dependencies in the page cache. When this property is set to a legal class, dependency items will be recorded against a page id in the <code>SystemItemCache</code> table. This enables <code>CacheManager</code>. An illegal value results in <code>CacheManager</code> having no effect.</p> <p><b>Default value:</b> <code>com.openmarket.xcelerate.publish.MyItemList</code></p> <p><b>Note:</b> The default value is provided for reference only. Do not change the value of this property.</p>

**Table 3-1 (Cont.) Cache Properties**

Property	Description
cs.manage.expired.blob.inventory	<p>Controls whether the CacheServer servlet removes blobkey/compositional dependency mappings from the SystemItemCache table after the blobs expire from the local blobserver cache. (The CacheServer servlet is typically invoked every five minutes by the event engine.)</p> <p><b>Possible values:</b> true false</p> <ul style="list-style-type: none"> <li>• true disables the CacheServer servlet from removing blobkey/compositional dependency mappings from the SystemItemCache table when the blobs expire.</li> <li>• false enables the CacheServer servlet to remove expired blob references from the SystemItemCache table when the blobs expire.</li> </ul> <p><b>Default value:</b> false</p> <p><b>Note:</b> How this property takes effect depends on the value of the bs.bcCacheTimeout property.</p>
cs.nocache	<p>Provides you with the ability to disable all disk-based page caching (pages will still be cached in memory). Use this property to temporarily shut down page caching when you are debugging your site, but do not leave this value set to true on a live system.</p> <p><b>Default value:</b> false</p>
cs.pgcacheFolder	<p>This property is no longer used. When setting cacheinfo for a SiteCatalog entry, previously you had to set a property that pointed to a valid folder in order to cache items. An invalid property or an invalid folder would result in pages not being cached. This property was the default location to which pages would be cached.</p> <p>Now, we do not need to specify a cs.pgcacheFolder because cached pages are stored in the database. The cacheinfo column now allows a boolean value, true or false, to specify whether or not a page will be cached.</p> <p>If the value is neither true nor false, it will be checked according to the previous behavior, such that it must be set to a property referring to a valid folder for caching to occur.</p> <p>Until SiteCatalog cacheinfo entries have been corrected on your site, you should keep this property around and set it to a valid folder.</p> <p>Typical values include:</p> <ul style="list-style-type: none"> <li>• c:/FutureTense/pgcache</li> <li>• /export/home/FutureTense/pgcache</li> </ul> <p>Edit this value to match your installation requirements.</p> <p><b>Default value:</b> &lt;wcsites.home&gt;/cache</p>

**Table 3-1 (Cont.) Cache Properties**

Property	Description
<code>cs.pgCacheTimeout</code>	Specifies the number of minutes that a page will exist in the page cache. <b>Default value:</b> 0
<code>cs.recordBlobInventory</code>	Allows users to work with blob dependencies. To record blob inventory, set the value of this property to <code>true</code> . <b>Default value:</b> <code>true</code>
<code>cs.requiresessioncookies</code>	Specifies whether session ID information can be held in cookies or whether WebCenter Sites must encode session data into the links. Set to <code>true</code> (the default) if WebCenter Sites expects session cookies to be enabled. This allows all pages to be cached and does not encode the session id into any links. A value of <code>false</code> enables URL rewriting, with a negative effect on page caching performance. <b>Default value:</b> <code>true</code>
<code>rsCacheOverInCache</code>	Used to switch between resultset caching media. This property is set to <code>true</code> by default, in which case WebCenter Sites caches resultsets in the <code>inCache</code> framework. When this property is set to <code>false</code> , WebCenter Sites caches resultsets in hash tables. Both caching media use the JVM memory. This property is set to <code>true</code> during the WebCenter Sites installation process. The process also completes following steps: <ul style="list-style-type: none"> <li>Places the <code>linked-cache.xml</code> configuration file in the application server's classpath (<code>WEB-INF/classes</code> directory).</li> <li>Sets the following resultset caching properties: <code>cc.cacheResults</code>, <code>cc.cacheResultsTimeout</code>, and <code>cc.cacheResultsAbs</code>.</li> </ul> When the installation process is complete, the <b>System Tools</b> node (on the <b>Admin</b> tab of the Admin interface) displays the resultset over <code>inCache</code> tool, which provides statistical information about the caches and their contents. <b>Possible values:</b> <code>true</code>   <code>false</code> <b>Default value:</b> <code>true</code> <b>Note:</b> Resultset caching over <code>inCache</code> works independently of page and asset caching over <code>inCache</code> . Information about the <code>inCache</code> framework, its caching models and system tools is available in <i>Troubleshooting Using System Tools in Administering Oracle WebCenter Sites</i> . Additional information about resultset caching is also available in <i>Working with Resultset Caching and Queries in Developing with Oracle WebCenter Sites</i> .

**Table 3-1 (Cont.) Cache Properties**

Property	Description
satellite.blob.cachecontrol.default	<p>Specifies a default value for the <code>cachecontrol</code> parameter for the <code>satellite.blob</code>, and <code>RENDER.SATELLITEBLOB</code> tags and their JSP equivalents.</p> <p><b>Default value:</b> blank</p> <p>Set this property to a value that is appropriate for the majority of your blobs, and then use the <code>cachecontrol</code> parameter with the <code>satellite.blob</code> and <code>RENDER.SATELLITEBLOB</code> tags to override this value for individual blobs.</p> <p>Use the following format to set a value:  hours:minutes:seconds daysOfWeek/  daysOfMonth/months</p> <p>For more information about this property, see the <a href="#">expiration</a> property.</p>
ss.flushall	<p>Controls how Satellite Server cache is flushed. When this property is set to <code>false</code> (default), only outdated pagelets are flushed from the Satellite Server cache. When this property is set to <code>true</code>, the Satellite Server cache is flushed completely (when a single asset is updated).</p> <p><b>Possible values:</b> <code>true</code>   <code>false</code></p> <p><b>Default value:</b> <code>false</code></p> <p><b>Subcategory:</b> Pagecache</p>
xcelerate.defaultcscacheinfo	<p>Specifies the default value for the <b>Cache Rule (ContentServer)</b> field of <code>SiteEntry</code> and <code>Template</code> assets that are enabled for caching. The value is displayed when the <b>Advanced</b> caching option is selected; the value can be overridden.</p> <p>The <b>Cache Rule (ContentServer)</b> field maps to the <code>cscacheinfo</code> field in the <code>SiteCatalog</code> table, for each entry that corresponds to a <code>SiteEntry</code> asset or <code>Template</code> asset.</p> <p><b>Default value:</b> <code>true, ~0</code></p>
xcelerate.defaultpagecriteria	<p>Specifies the default value for the <code>pagecriteria</code> column for page entries in the <code>SiteCatalog</code> table when they are created through a <code>Template</code> asset.</p> <p><b>Default value:</b> <code>c, cid, p, rendermode, site, sitepfx, context, deviceid</code></p> <p>For definitions of these variables and for more information about page criteria variables, see <i>Understanding Page Design and Caching in Developing with Oracle WebCenter Sites</i>.</p>

**Table 3-1 (Cont.) Cache Properties**

Property	Description
xcelerate.defaultpagecriteriaSiteEntry	<p>Default page criteria for SiteEntry asset.</p> <p>Specifies the page criteria variables that can be set by default for SiteEntry assets. While you can add variables to this list, do not delete any of the default values.</p> <p><b>Default value:</b> rendermode, site, sitepfx, seid</p> <ul style="list-style-type: none"> <li>• rendermode indicates whether this is a preview or a live rendering.</li> <li>• site indicates to which site this template applies (needed for SiteBuilder style site entries).</li> <li>• sitepfx indicates the site prefix as defined in the Publication table (needed for SiteBuilder style site entries).</li> <li>• seid is the SiteEntry id which will be used for cache management.</li> </ul>
xcelerate.defaultsscachefield	<p>Specifies the default value for the <b>Cache Rule (Satellite)</b> field of SiteEntry and Template assets that are enabled for caching. The value is displayed when the <b>Advanced</b> caching option is selected; the value can be overridden.</p> <p>The <b>Cache Rule (Satellite)</b> field maps to the sscachefield field in the SiteCatalog table, for each entry that corresponds to a SiteEntry asset or Template asset.</p> <p><b>Default value:</b> true, ~0</p>



---

# CAS Properties

The following topics provide information about each property associated with the CAS category in the `wcs_properties.json` file:

- [About the Properties in the CAS Category](#)
- [Properties in the CAS Category](#)

## 4.1 About the Properties in the CAS Category

The properties categorized under CAS in the WebCenter Sites `wcs_properties.json` file configure the CAS web application, including the CSSO facility.

## 4.2 Properties in the CAS Category

[Table 4-1](#) provides a description for each of the properties in the JSON file that are associated with the CAS category.

**Table 4-1 CAS Properties**

Property	Description
<code>wcsites.cas.host</code>	The name of the remote host system running WebCenter Sites that the Satellite engine is caching requests for. <b>Default value:</b> <code>&lt;wcsites.cas.host&gt;</code>
<code>wcsites.cas.port</code>	The port number for communicating with the WebCenter Sites host. <b>Possible values:</b> <b>Default value:</b> <code>&lt;wcsites.cas.port&gt;</code>



---

## Cluster Properties

The following topics provide information about each property associated with the **Cluster** category in the `wcs_properties.json` file:

- [About the Properties in the Cluster Category](#)
- [Properties in the Cluster Category](#)

### 5.1 About the Properties in the Cluster Category

Properties categorized under Cluster are used to communicate with all the servers in a cluster when a WebCenter Sites system is installed in a cluster.

### 5.2 Properties in the Cluster Category

[Table 5-1](#) provides a description for each of the properties in the JSON file that are associated with the **Cluster** category.

**Table 5-1 Cluster Properties**

Properties	Description
<code>ft.sync</code>	<p>An identifier or value that defines the synchronizer key for clustered servers; for example, the DSN that cluster members use for their shared database. Each cluster member must have the same <code>ft.sync</code> value.</p> <p>When set to <code>true</code> or <code>yes</code>, <code>sync</code> is enabled and extra asset-level locking is in effect. This mode is intended for clustered editorial systems, as it uses an asset-locking mechanism designed for frequent changes to assets.</p> <p>When set to a value other than <code>true</code> or <code>yes</code>, <code>sync</code> is enabled but extra asset-level locking is not in effect. This mode is intended for clustered delivery systems, as it enables an asset-locking mechanism designed for infrequent changes to assets.</p> <p><b>Note:</b> Oracle recommends that you specify a value for <code>ft.sync</code>.</p> <p><b>Default value:</b> <code>mycluster</code></p> <p><b>Legal values:</b> <code>&lt;string&gt;   &lt;blank&gt;</code></p>
<code>ft.usedisksync</code>	<p>Specifies a shared file system folder to synchronize data across a cluster.</p> <p>Set this property to a valid folder when synchronization is turned on with the <code>ft.sync</code> property. For example, set it to a directory where you have read/write access.</p> <p><b>Default value:</b> <code>&lt;wcsites.shared&gt;/clustersync</code></p>

**Table 5-1 (Cont.) Cluster Properties**

<b>Properties</b>	<b>Description</b>
xcelerate.lockdir	<p>Specifies the directory path (including the final slash) to the directory where WebCenter Sites stores information about the locks that lock data during database operations. If this WebCenter Sites system is installed on a cluster, this directory must have write permissions for and be accessible to all cluster members.</p> <p>This value is set by the WebCenter Sites installation.</p> <p><b>Default value:</b> &lt;wcsites.shared&gt;/lock</p>

---

## Connector Properties

The following topics provide information about each property associated with the **Connector** category in the WebCenter Sites `wcs_properties.json` file:

- [About the Connector Category](#)
- [Properties in the Connector Category](#)

### 6.1 About the Connector Category

Properties categorized under **Connector** are used to optimize conditions in the WCC Connector and to troubleshoot. The WCC Connector is part of the WebCenter Content integration and enables you to set up and manage content synchronization.

For information about WebCenter Content integration, see *Integrating with Oracle WebCenter Content* in *Administering Oracle WebCenter Sites*.

### 6.2 Properties in the Connector Category

The table below provides a description for each property categorized under Connector in the WebCenter Sites `wcs_properties.json` file.

**Table 6-1** *Properties in the Connector Category*

Property	Description
<code>wcc.batch.autorepeat</code>	If set to <code>true</code> , the Connector automatically starts to download the next batches. <b>Default value:</b> <code>true</code>
<code>wcc.batch.size</code>	Specifies the number of zip files will be downloaded from the remote UCM server per each fetching. <b>Default value:</b> <code>50</code>
<code>wcc.conversions</code>	Semicolon separated list of supported UCM conversions. <b>Default value:</b> <code>html;images</code>
<code>wcc.download.autoclean</code>	If set to <code>true</code> , contents (zip files) are deleted once processed. <b>Default value:</b> <code>true</code>
<code>wcc.download.dir</code>	Specifies the name of the folder where content (zip files) from UCM is first downloaded.

**Table 6-1 (Cont.) Properties in the Connector Category**

<b>Property</b>	<b>Description</b>
<code>wcc.keyfield</code>	Specifies the name of the field that is used as key. <b>Default value:</b> name
<code>wcc.queueToken</code>	Current token that refers to a position of queue to be downloaded in the remote UCM server.
<code>wcc.renditions</code>	Semicolon separated list of supported UCM renditions. <b>Default value:</b> primary;web
<code>wcc.rule.case-sensitive</code>	Specifies whether rules are case sensitive. <b>Default value:</b> true
<code>wcc.server.password</code>	Specifies the password to the remote UCM server.
<code>wcc.server.url</code>	Specifies the URL to the remote UCM server.
<code>wcc.server.user</code>	Specifies the name to the remote UCM server.

---

## Core Properties

The following topics provide information about each property associated with the **Core** category in the `wcs_properties.json` file:

- [About the Properties in the Core Category](#)
- [Properties in the Core Category](#)

### 7.1 About the Properties in the Core Category

Properties categorized under **Core** are created by WebCenter Sites during installation. The properties include database configuration properties, installation properties, and properties that specify the type of system you are running.

### 7.2 Properties in the Core Category

[Table 7-1](#) provides a description for each of the properties in the JSON file that are associated with the **Core** category.

**Table 7-1 Core Properties**

Property	Description
<code>cc.attributeinheritance</code>	A boolean that WebCenter Sites uses to determine whether attributes should be inherited from parent to child. <b>Default value:</b> <code>true</code>
<code>cc.bigint</code>	Specifies the SQL string for defining a 64-bit integer field. <b>Possible values:</b> <ul style="list-style-type: none"> <li>• Oracle: <code>NUMBER(38)</code></li> <li>• SQL Server: <code>BIGINT</code></li> <li>• DB2: <code>BIGINT</code></li> </ul>
<code>cc.bigtext</code>	Specifies the SQL string for defining a large text field. <b>Possible values:</b> <ul style="list-style-type: none"> <li>• Oracle: <code>CLOB</code></li> <li>• SQL Server: <code>TEXT</code></li> <li>• DB2: <code>LONG VARCHAR</code></li> </ul>
<code>cc.blob</code>	Specifies the SQL string for defining a BLOB (binary large object) field. <b>Possible values:</b> <ul style="list-style-type: none"> <li>• Oracle: <code>BLOB</code></li> <li>• SQL Server: <code>IMAGE</code></li> <li>• DB2: <code>LONG VARCHAR FOR BIT DATA</code></li> </ul>

**Table 7-1 (Cont.) Core Properties**

Property	Description
<code>cc.char</code>	<p>Specifies the SQL string for defining a CHAR data type.</p> <p><b>Possible values:</b></p> <ul style="list-style-type: none"> <li>• Oracle: CHAR</li> <li>• SQL Server: CHAR</li> <li>• SQL Server, multi-lingual Unicode: NCHAR</li> <li>• DB2: CHAR</li> </ul>
<code>cc.ComparatorsKey</code>	<p>The primary key of the <code>Comparator</code> table, a content table that the WebCenter Sites installation creates to hold field comparator classes.</p> <p><b>Default value:</b> <code>name</code></p> <p>Do not change the value of this property.</p>
<code>cc.contentkey</code>	<p>Specifies the name of the column that serves as the primary key for content tables in the WebCenter Sites database. This is a default setting that applies to any content table that does not have a table-specific property that sets a different primary key for it.</p> <p>Value set during installation of the WebCenter Sites content applications: <code>id</code></p> <p><b>Caution:</b> Do not change the value of this property. If you change it, the WebCenter Sites content applications will not function.</p> <p>To specify a different primary key for an individual content table, create a table-specific key property as described in the paragraphs preceding this table.</p>
<code>cc.datepicture</code>	<p>Specifies how WebCenter Sites creates a date/time literal.</p> <p><b>Default value:</b> <code>{ts '\$date'}</code></p>
<code>cc.datetime</code>	<p>Specifies the SQL string for defining a date/time field.</p> <p><b>Possible values:</b></p> <ul style="list-style-type: none"> <li>• Oracle 8: DATE</li> <li>• Oracle 9: TIMESTAMP</li> <li>• SQL Server: DATETIME</li> <li>• DB2: TIMESTAMP</li> </ul>
<code>cc.double</code>	<p>Specifies the SQL string for defining a double field.</p> <p><b>Possible values:</b></p> <ul style="list-style-type: none"> <li>• Oracle: NUMBER(38, 10)</li> <li>• SQL Server: NUMERIC(28, 10)</li> <li>• DB2: FLOAT</li> </ul>
<code>cc.extrapath</code>	<p>A boolean that WebCenter Sites uses to determine if blobs should have extra path information prepended to avoid directory capacity issues on Unix.</p> <p><b>Default value:</b> <code>true</code></p>



**Table 7-1 (Cont.) Core Properties**

Property	Description
<code>cc.FiltersKey</code>	The primary key of the Filter table, a content table that the WebCenter Sites installation creates to store flex filter assets. For information about Filter assets, see <i>Creating Flex Filters in Developing with Oracle WebCenter Sites</i> . <b>Default value:</b> name
<code>cc.forcelower</code>	Specifies whether the column names for the tables that WebCenter Sites creates have all lowercase letters. <b>Possible values:</b> <ul style="list-style-type: none"> <li>• Oracle: true</li> <li>• SQL Server: false</li> <li>• DB2: true</li> </ul>
<code>cc.fullconstraint</code>	A boolean that WebCenter Sites uses to determine if nested queries should include data from the outer query. <b>Possible values:</b> true   false <b>Default value:</b> true
<code>cc.ignoreTblCase</code>	Determines whether WebCenter Sites ignores case when assessing table names. <b>Possible values:</b> yes   no <ul style="list-style-type: none"> <li>• Oracle: yes</li> <li>• SQL Server: yes</li> <li>• DB2: yes</li> </ul> For example, if <code>tablename</code> and <code>TABLENAME</code> would be considered different tables in your database, set this value to <code>no</code> .
<code>cc.integer</code>	Specifies the SQL string for defining a 32-bit integer field. <b>Possible values:</b> <ul style="list-style-type: none"> <li>• Oracle: NUMBER(10)</li> <li>• SQL Server: INT</li> <li>• DB2: INTEGER</li> </ul>
<code>cc.maxvarcharsize</code>	Specifies the maximum size of a varchar column for your database. <b>Possible values:</b> <ul style="list-style-type: none"> <li>• Oracle: 2000</li> <li>• SQL Server: 8000</li> <li>• DB2: 4000</li> </ul>
<code>cc.MimeTypeKey</code>	The primary key of the MimeType table, a content table that the WebCenter Sites installation creates to store the mimetypes of the documents that it handles. <b>Default value:</b> extension Do not change the value of this property.
<code>cc.money</code>	The sql for defining a field that will contain monetary values. Choose the default or contact your database administrator. <b>Default value:</b> NUMERIC(20, 3) Do not change this value without consulting your database administrator.

**Table 7-1 (Cont.) Core Properties**

Property	Description
cc.null	<p>Specifies the SQL string for defining a field which allows NULL values; this is nonstandard, though most databases support NULL.</p> <p><b>Possible values:</b></p> <ul style="list-style-type: none"> <li>• Oracle: NULL</li> <li>• SQL Server: NULL</li> <li>• DB2: blank</li> </ul>
cc.numeric	<p>Specifies the SQL string for defining a numeric field.</p> <p><b>Possible values:</b></p> <ul style="list-style-type: none"> <li>• Oracle: NUMBER</li> <li>• SQL Server: NUMERIC</li> <li>• DB2: NUMERIC</li> </ul>
cc.PreviewgenKey	<p>The primary key of the Previewgen table, a content table that the WebCenter Sites installation creates for asset preview.</p> <p><b>Default value:</b> name</p>
cc.primary	<p>Specifies the SQL string that defines a primary key.</p> <p><b>Possible values:</b></p> <ul style="list-style-type: none"> <li>• Oracle: PRIMARY KEY NOT NULL</li> <li>• SQL Server: PRIMARY KEY NOT NULL</li> <li>• DB2: PRIMARY KEY NOT NULL</li> </ul>
cc.queryablemaxvarc harlength	<p>Specifies the maximum size of a varchar column that can be queried based on the database driver in use.</p> <p><b>Possible values:</b></p> <ul style="list-style-type: none"> <li>• Oracle Thin: 255</li> <li>• Oracle TypeII: 2000</li> <li>• SQL Server: 255</li> <li>• DB2: 255</li> </ul> <p><b>Default value:</b> 2000</p>
cc.querystyle	<p>A boolean that WebCenter Sites uses to determine which basic form of assetset query to generate.</p> <p><b>Possible values:</b> subquery, join, or intersect</p> <p><b>Default value:</b> subquery</p> <p><b>Note:</b> Setting the value of this property to intersect functions only if your database can support intersection queries.</p>
cc.rename	<p>Specifies the SQL string that renames a table in the database, as required by your database vendor.</p> <p><b>Possible values:</b></p> <ul style="list-style-type: none"> <li>• Oracle: rename %1 to %2</li> <li>• SQL Server: execute sp_rename %1,%2</li> <li>• DB2: rename %1 to %2</li> </ul>

**Table 7-1 (Cont.) Core Properties**

Property	Description
<code>cc.security</code>	Specifies whether WebCenter Sites checks security before allowing database access. This property should always be set to true except in special cases. <b>Possible values:</b> true   false <b>Default value:</b> false
<code>cc.smallint</code>	Specifies the SQL string for defining a 16-bit integer field. <b>Possible values:</b> <ul style="list-style-type: none"> <li>• Oracle: NUMBER(5)</li> <li>• SQL Server: SMALLINT</li> <li>• DB2: SMALLINT</li> </ul>
<code>cc.SourceKey</code>	The primary key of the Source table, a content table that the WebCenter Sites installation creates for asset types. <b>Default value:</b> source Do not change the value of this property.
<code>cc.StatusCodeKey</code>	The primary key of the StatusCode table. <b>Default value:</b> statuscode Do not change the value of this property.
<code>cc.string</code>	The SQL for defining a field that will contain string values. <b>Default value:</b> SEARCHVARCHAR Do not change the value without consulting your database administrator.
<code>cc.stringpicture</code>	Specifies how WebCenter Sites creates a string literal. <b>Possible values:</b> <ul style="list-style-type: none"> <li>• Oracle: '\$string'</li> <li>• SQL Server: '\$string'</li> <li>• SQL Server, multi-lingual Unicode: N '\$string'</li> <li>• DB2: '\$string'</li> </ul>
<code>cc.textdistinct</code>	A boolean describing whether your database can support DISTINCT on attributes of type TEXT. <b>Default value:</b> no
<code>cc.unique</code>	Specifies the SQL string for defining a unique field. <b>Default value:</b> UNIQUE NOT NULL
<code>cc.url</code>	The SQL for defining a field that will contain URLs. <b>Default value:</b> VARCHAR(128) Do not change this value without consulting with your database administrator.
<code>cc.urlattrpath</code>	Specifies the default base path WebCenter Sites uses for URL attribute files. <b>Default value:</b> <wcsites.shared>/ccurl/

**Table 7-1 (Cont.) Core Properties**

Property	Description
<code>cc.varchar</code>	Specifies the SQL string for defining a VARCHAR data type. <b>Default value:</b> <ul style="list-style-type: none"> <li>Oracle: VARCHAR</li> <li>DB2: VARCHAR</li> <li>MSSQL: VARCHAR2</li> <li>SQL Server, multi-lingual Unicode: NVARCHAR</li> </ul>
<code>cluster.nodes</code>	Comma separated list of all the cluster nodes in a given WebCenter Sites environment. Each node has its own name, in a <code>node.name</code> format. Each node name is identified by the <code>sites.node</code> property in the JVM system.
<code>cos.contextroot</code>	Specifies the name of the context root on which the Community application is installed.
<code>cos.protocol</code>	Specifies the name of the protocol on which the Community web application is installed.
<code>cookieserver.invalidnames</code>	Comma separated list of invalid names which are ignored by CookieServer. <b>Default value:</b> Set-Cookie
<code>cs.barEqualsSlash</code>	Specifies whether an Internet Explorer browser should interpret the bar ( ) character as a forward slash (/) when it is included in a page name. <b>Possible values:</b> true   false For example, when set to true, Internet Explorer interprets <code>pagename=folder subfolder page</code> as the same page as <code>pagename=folder/subfolder/page</code> . <b>Default value:</b> false
<code>cs.binarypath</code>	Set at installation time. This property points to the location where the shared libraries are installed. <b>Note:</b> Do not change the value of this property.
<code>cs.charset</code>	The name of the optional parameter that defines the character encoding of the input. <b>Default value:</b> _charset_
<code>cs.contenttype</code>	The default content type string used when streaming text. For example: For UTF-8: <code>text/html; charset=UTF-8</code> for UTF-8 For Latin1: <code>text/html; charset=iso-8859-1</code> <b>Default value:</b> <code>text/html; charset=UTF-8</code>
<code>cs.csdtfolder</code>	Specifies the folder used by WebCenter Sites Developer Tools imports. <b>Default value:</b> <code>&lt;wcsites.home&gt;/export</code>

**Table 7-1 (Cont.) Core Properties**

Property	Description
<code>cs.csdtworkspace</code>	Specifies the name of the default datastore used by Developer Tools. Works in conjunction with <code>cs.csdtfolder</code> . <b>Possible values:</b> <b>Default value:</b> <code>cs_workspace</code>
<code>cs.dataindatabase</code>	Specifies whether large data should be saved in the database or in the file system as an upload column. <b>Default value:</b> <code>false</code>
<code>cs.dbconnpicture</code>	Specifies the format of the database connection string used by JNDI datasources. <b>Default value:</b> <code>&lt;wcsites.database.connectionpicture&gt;</code>
<code>cs.dbencoding</code>	Specifies the character set used by the WebCenter Sites database. <b>Default value:</b> <code>UTF-8</code>
<code>cs.dbtype</code>	Defines the type of database to which you are connecting.
<code>cs.documentation</code>	Specifies the URL of the WebCenter Sites documentation. By default, this property is set to an Oracle documentation website. If you prefer, you can download the most recent documentation kit from that website, install it somewhere on your network, and then set this property to point to that location rather than to the Oracle documentation website.
<code>cs.dsn</code>	Contains the database JNDI data source name for connecting to your database.
<code>cs.emailaccount</code>	Specifies the destination email address for emails sent by the admin user.
<code>cs.emailauthenticator</code>	Specifies the class used as the authenticator for mail operations. <b>Default value:</b> <code>com.openmarket.framework.mail.ICSAAuthenticator</code>
<code>cs.emailcharset</code>	Specifies the default character set that is used for the text in the subject of an e-mail message. Examples: <ul style="list-style-type: none"> <li>Latin1: <code>ISO-8859-1</code></li> <li>Japanese (Shift_JIS): <code>Shift_JIS</code></li> <li>UTF-8: <code>UTF-8</code></li> </ul> If this property is blank, its value reverts to the default <code>UTF-8</code> .
<code>cs.emailcontenttype</code>	Specifies the default character set that is used for the text in the body of an e-mail message. Examples: <ul style="list-style-type: none"> <li>Latin1: <code>text/html; charset=ISO-8859-1</code></li> <li>Japanese (Shift_JIS): <code>text/html; charset=Shift_JIS</code></li> <li>UTF-8: <code>text/html; charset=UTF-8</code></li> </ul> If this property is left blank, its value reverts to the default <code>text/plain</code> .

**Table 7-1 (Cont.) Core Properties**

Property	Description
<code>cs.emailhost</code>	Defines the SMTP (e-mail server) host:port that is used by the ContentServer servlet to create and deliver e-mail messages. A valid value is required to send or receive mail.
<code>cs.emailpassword</code>	Specifies the password for the e-mail account used by WebCenter Sites (specified by <code>cs.emailaccount</code> ). A valid value is required to receive mail.
<code>cs.emailreturnto</code>	Specifies the e-mail address from which mail is sent. That is, the e-mail address that appears in the From field of an e-mail message. Use one of the following formats: <ul style="list-style-type: none"> <li><code>user@domain.com</code></li> <li>Full Name &lt;<code>user@domain.com</code>&gt;</li> </ul> A valid value is required to send mail.
<code>cs.emailsupportssl</code>	Specifies the protocol supported for sending emails. To enable <code>cs.emailsupportssl</code> , set the value to true. <b>Possible values:</b> true or false
<code>cs.eventhost</code>	The host string for running the event engine on application servers. In a clustered environment, this property must be set on each cluster member and point to either the primary cluster member or to the cluster member, itself. The second option provides for failover. <b>Legal value:</b> <code>&lt;wcsites.app.protocol&gt;://&lt;wcsites.app.host&gt;:&lt;wcsites.app.port&gt;</code>
<code>cs.HTTP_HOST</code>	Specifies the HTTP host for WebCenter Sites systems on which the web server does not reside on the application server machine (that is, it is a web connector installation), or in cases where an alternative web server is used to serve pages. Use one of the following formats: <ul style="list-style-type: none"> <li><code>&lt;hostname&gt;:&lt;port&gt;</code></li> <li><code>&lt;IPaddress&gt;:&lt;port&gt;</code></li> </ul> <b>Default value:</b> blank
<code>cs.HTTP_PROTOCOL</code>	Specifies the HTTP protocol for WebCenter Sites systems where the web server does not reside on the application server machine (that is, it is a web connector installation), or in cases where an alternative web server is used to serve pages. <b>Possible values:</b> http or https or blank <b>Default value:</b> blank, which means the protocol is assumed to be http.

**Table 7-1 (Cont.) Core Properties**

Property	Description
<code>cs.httpvariables</code>	<p><b>Deprecated.</b></p> <p>Specifies whether the WebCenter Sites variables that contain HTTP header information are created on each page request, as was necessary in pre-4.0 versions of the product. Starting with 4.0, FatWire Content Server provides built-in variables that perform the same function.</p> <p><b>Default value:</b> <code>false</code></p> <p>For best performance, leave this value set to <code>false</code>. If developers need to retrieve an <code>http</code> variable for a site page, they can retrieve the value of the ones they need by using the built-in variables.</p>
<code>cs.jspclear</code>	<p>Configures the WebCenter Sites engine to delete any previously deployed JSP files and clear the application server's working folder (temp and class files) when the WebCenter Sites engine executes the first JSP deployed by WebCenter Sites.</p> <p>The working folder is defined by the application server.</p> <p><b>Possible values:</b> <code>true</code>   <code>false</code></p> <p><b>Default value:</b> <code>false</code></p>
<code>cs.jsppath</code>	<p>Specifies the virtual root (zone) for executing deployed JSP pages. This property is used in conjunction with <code>cs.jsproot</code>, so the two properties must be in sync.</p> <p><b>Default value:</b> <code>/jsp/</code> synchronized with the WebLogic setting for <code>cs.jsproot</code> and is set during installation.</p> <p><b>Note:</b> Do not change the value of this property after installation.</p>
<code>cs.jsprefresh</code>	<p>When the WebCenter Sites engine deploys a new or changed JSP element, the application server may require special processing to complete the deployment of the JSP. In those cases, this property specifies the name of the class which completes the deployment. In other cases, it is left blank.</p>
<code>cs.jspresponsewrapper</code>	<p>Specifies whether the application server requires the <code>PrintWriter</code> when it runs a JSP element. The WebCenter Sites installation sets this to an appropriate value based on the type of application server you are using.</p> <p>Do not change the value of this property.</p> <p><b>Default value:</b> <code>false</code>.</p>
<code>cs.jsproot</code>	<p>Specifies the directory where the application server expects to find JSP files. Some application servers allow this value to be modified by using property settings. WebLogic defines <code>weblogic.httpd.initArgs</code> for its <code>JSPServlet</code> object.</p> <p>The <code>cs.jsproot</code> property is used in conjunction with <code>cs.jsppath</code>, so the two must be in sync and both are set at installation.</p> <p>Do not change the value of this property after installation.</p> <p><b>Default value:</b> <code>&lt;wcsites.home&gt;/Installation/jsp</code>.</p>

**Table 7-1 (Cont.) Core Properties**

Property	Description
<code>cs.jspwork</code>	Specifies the directory where class files are created by the application server when executing JSP pages. This is not a required property and can be left blank, but it is normally set at installation.  For more information, see <a href="#">cs.jspclear</a> .
<code>cs.PastramiEngine</code>	Defines the name of the implementing class of the <code>PastramiEngine</code> interface. Leave this property null to disable this feature entirely. The standard value for this property is: <code>com.divine.pastrami.PushEngine</code> .
<code>cs.privpassword</code>	Specifies the password for the database account name used for read/write access ( <code>cs.privuser</code> ). The value is encrypted.
<code>cs.privuser</code>	Specifies the database account name to use for read/write access to the database. For security reasons, be sure that your system is not using the default user name/password combination. <b>Possible values:</b> <code>ftuser</code> (set during the installation process)
<code>cs.session</code>	Specifies whether WebCenter Sites starts and maintains a browser session for each user. <b>Possible values:</b> <code>true</code>   <code>false</code> <b>Default value:</b> <code>false</code> <b>Note:</b> This property cannot be set to <code>false</code> when the <a href="#">cc.security</a> property is set to <code>true</code> .



**Table 7-1 (Cont.) Core Properties**

Property	Description
cs.sitepreview	<p>This property is used to control the behavior of Site Preview functionality.</p> <p><b>Note:</b> To use Site Preview on a content management environment, you must set this value to <code>contentmanagement</code>.</p> <p><b>Possible values:</b> <code>disabled</code>, <code>contentmanagement</code>, and <code>delivery</code></p> <ul style="list-style-type: none"> <li>• If the value is <code>disabled</code>:           <p>The filter tag will not filter. It will simply return the set of input assets.</p> <p>Caching will not factor in start/end dates in the expiry time calculations. Date inputs to the templates will have no effect.</p> </li> <li>• If the value is <code>contentmanagement</code>:           <p>The filter tag will filter the input set of assets according to the given date. If the given date is null, the tag will use the current server date.</p> <p>Pages whose rendering templates use the filter tag will not be cached.</p> <p>For pages that do not use the filter tag, caching will work in the default manner and expiry time calculations will not factor in start/end dates.</p> </li> <li>• If the value is <code>delivery</code>:           <p>The filter tag will ignore all dates passed to it and will use the current server date for filtering.</p> <p>For pages that use the filter tag, caching will factor in start/end dates in the expiry time calculation.</p> <p>For pages that do not use the filter tag, caching will work in the default manner and expiry time calculations will not factor in start/end dates.</p> </li> </ul> <p><b>Default value:</b> <code>contentmanagement</code></p>
cs.sysinfo	<p>Specifies the log severity for capturing system information on the WebCenter Sites installation. This logger is used by the System Tools utility, which is available on the <b>Admin</b> tab, in the WebCenter Sites Admin interface. For more information about System Tools, see "System Tools" in <i>Oracle Fusion Middleware Administering Oracle WebCenter Sites</i>.</p> <p><b>Possible values:</b> <code>TRACE</code>, <code>DEBUG</code>, <code>INFO</code>, <code>WARN</code>, <code>ERROR</code>, and <code>FATAL</code></p> <p><b>Default value:</b> <code>false</code></p>

**Table 7-1 (Cont.) Core Properties**

Property	Description
<code>cs.timeout</code>	<p>Specifies the number of seconds a connection can remain idle before the application server logs out this connection, which ends a browser session. Idle time is the time between WebCenter Sites http requests.</p> <p><b>Default value:</b> 900 (15 minutes)</p> <p><b>Note:</b> When the approval system approves assets, it is not a background process. Therefore, if you use the <b>Approve Multiple Assets</b> feature, be sure to set this property to a value that is greater than the amount of time it takes to approve a batch of asset so that the browser session does not time out. You will have to experiment with this setting, but you can start by setting it to 1800 seconds (30 minutes).</p>
<code>cs.uniqueidpoolsize</code>	<p>Specifies the number of unique and cluster-safe ID numbers that are cached at one time. (WebCenter Sites generates unique IDs for every row in any database table.)</p> <p><b>Default value:</b> 100</p>
<code>cs.urlfilerollup</code>	<p>Determines how changes to the files for URL columns are tracked.</p> <p>When this property is set to <code>true</code>, the previous versions of the related file are tracked in a name sequence. For example, if a file called <code>filename.txt</code> has been edited three times, <code>filename.txt</code> is the oldest, <code>filename,1.txt</code> is the next oldest version, and <code>filename,2.txt</code> is the current version.</p> <p>When this property is set to <code>false</code>, the file name toggles between <code>filename.txt</code> and <code>filename,0.txt</code> on alternate updates.</p> <p><b>Default value:</b> <code>false</code></p>
<code>cs.use.short.jsp.names</code>	<p>Some file systems impose a limit on the length of absolute paths. Using long JSP names on such file systems can result in file system errors.</p> <p>If you are using such a file system, set this property to <code>true</code> to use shortened JSP names.</p> <p>When this property is set to <code>false</code>, the JSP name will correspond to the element name.</p> <p>This property is set automatically by the WebCenter Sites installer; it should be changed only when absolutely necessary.</p> <p><b>Default value:</b> <code>false</code></p>
<code>cs.webreference.conflicts</code>	<p>This property specifies how WebCenter Sites handles URL conflicts during save operations.</p> <p><b>Possible values:</b></p> <ul style="list-style-type: none"> <li>• <code>_FAIL_</code>: Causes the save to fail.</li> <li>• <code>_OVERWRITE_</code>: Deletes the old URL and saves the new one.</li> <li>• <code>_IGNORE_</code>: Keeps the old URL and ignores the new one.</li> <li>• Any other alphanumeric value will be used as a suffix to edit old URLs.</li> </ul> <p><b>Default value:</b> <code>_IGNORE_</code></p>

**Table 7-1 (Cont.) Core Properties**

Property	Description
<code>cs.wrapper</code>	<p><b>Deprecated.</b> Specifies whether the WebCenter Sites HTML wrapper pages should (can) be used.</p> <p><b>Default value:</b> <code>false</code>.</p> <p>Set this value to <code>false</code> on a WebCenter Sites system in which the application server does not have HTTP access to the web server, or, if you have removed the directory that holds the wrapper pages for security reasons.</p> <p>See also Setting Up External Security in <i>Oracle Fusion Middleware Administering Oracle WebCenter Sites</i>.</p>
<code>cs.xmlfolder</code>	<p>Specifies the working directory for HTML filtering.</p> <p><b>Default value:</b> <code>&lt;wcsites.home&gt;/xmltemp</code></p>
<code>cs.xmlHeader</code>	<p>This is the XML Header streamed out for SOAP responses.</p> <p><b>Default value:</b> <code>&lt;?xml version="1.0" encoding="UTF-8"?&gt;</code></p>
<code>cs.xmlHeaderAutoStream</code>	<p>Tells WebCenter Sites whether it should stream the XML header as defined in the property <code>cs.xmlHeader</code> as the first content of the response, automatically, or not.</p> <p>If this property is set to <code>true</code>, then WebCenter Sites will automatically insert the header into the response. If it is set to <code>false</code>, then WebCenter Sites will not do anything. If the response is not a SOAP response, this property is ignored entirely and the header is never inserted.</p> <p><b>Default value:</b> <code>false</code></p>
<code>ft.approot</code>	<p><b>Deprecated.</b></p> <p>This property is no longer used. In some cases, it may be required for backward compatibility.</p>
<code>ft.cgipath</code>	<p>The web server CGI directory where WebCenter Sites objects are installed.</p> <p>Used in the constructions of URLs and form actions.</p> <p>Be sure the value ends with a forward slash ( / ).</p> <p><b>Possible values:</b></p> <p><code>/sites/</code> – in http servlet application environments.</p>
<code>ft.contentserver</code>	<p>Defines the Global Unique Identifier (GUID) for the ContentServer servlet.</p> <p><b>Default value:</b></p> <p><code>{29434AD0-8DE2-11D1-8599-0080C7D07E91}</code></p>
<code>ft.debugport</code>	<p><b>Deprecated.</b> Specifies the port that DebugServer uses to communicate with the template debugger utility. The port number must be greater than 1024.</p> <p><b>Default value:</b> <code>1025</code></p>

**Table 7-1 (Cont.) Core Properties**

Property	Description
<code>ft.filecheck</code>	<p>Specifies whether WebCenter Sites verifies the timestamp on data held in an upload field each time an item (like an element) with uploaded data is requested.</p> <p>On a management or delivery system, the same items are requested repeatedly and setting this value to <code>yes</code> can slow the performance of the system. Set this property to <code>no</code> on management or delivery systems. You can set it to <code>yes</code> on a development system.</p> <p><b>Default value:</b> <code>no</code></p>
<code>ft.treemanager</code>	<p>Defines the Global Unique Identifier (GUID) for the Treemanager servlet.</p> <p><b>Default value:</b> <code>{1903F070-96C9-11D2-B5E2-0010A4FD534E}</code></p> <p><b>Note:</b> Do not modify this value.</p>
<code>ft.version</code>	<p>Specifies the version number of the WebCenter Sites application. Do not modify this value.</p>
<code>HttpServletResponse BufferSize</code>	<p>Specifies the size of the buffer for responses sent to remote Satellite Server.</p> <p><b>Default value:</b> <code>-1</code></p>
<code>product.installation.type</code>	<p>Indicates the name of the installation. This property is set during installation.</p> <p>Do not modify the value of this property.</p> <p><b>Possible values:</b> <code>Sites</code> or <code>RSS</code> (Remote Satellite Server).</p>
<code>regen.servers</code>	<p>The port number for communicating with the WebCenter Sites host.</p> <p><b>Default value:</b> <code>&lt;wcsites.app.protocol&gt;://&lt;wcsites.app.host&gt;:&lt;wcsites.app.port&gt;/&lt;wcsites.app.contextroot&gt;/ContentServer</code></p>
<code>secure.CatalogManager</code>	<p>Specifies whether the DefaultReader user can access the CatalogManager servlet.</p> <p><b>Possible values:</b> <code>true</code>   <code>false</code></p> <p><b>Default value:</b> <code>false</code></p> <p>During installation, this property is set to <code>false</code>. Be sure that this value is changed to <code>true</code> after the installation.</p> <p>For more information, see <i>Setting Up External Security in Oracle Fusion Middleware Administering Oracle WebCenter Sites</i>.</p>
<code>security.keys.created</code>	<p>Indicates whether security keys are created. When security keys are created, this property is set to <code>true</code> automatically.</p> <p>Do not modify the value of this property.</p> <p><b>Default value:</b> <code>false</code></p>

**Table 7-1 (Cont.) Core Properties**

Property	Description
<code>sites.environment</code>	This property identifies the environment for the Vanity URL generation and resolution. Absolute Vanity URL will be generated based on Virtual root URL defined for this environment. If this value is empty, then the Root URL property of the WebRoot will be used for URL generation and resolution.
<code>ft.catalogmanager</code>	Defines the Global Unique Identifier (GUID) for the CatalogManager service. It is provided for reference only. <b>Default value:</b> { 40DD4E30-8DE2-11D1-8599-0080C7D07E91 } Do not modify this value.
<code>secure.TreeManager</code>	Specifies whether the DefaultReader user can access the TreeManager servlet. <b>Default value:</b> true For more information, see <i>Setting Up External Security in Oracle Fusion Middleware Administering Oracle WebCenter Sites</i> .
<code>security.checkpagelets</code>	Specifies whether WebCenter Sites checks security before allowing a user to view a pagelet that is nested in an enclosing page. <b>Note:</b> The <code>cc.security</code> property must also be set to true for security to be implemented. <b>Default value:</b> true If set to false, the following occurs: <ul style="list-style-type: none"> <li>On systems with co-resident Satellite Server, security is not checked on any pages or pagelets, even with <code>cc.security</code> set to true.</li> <li>On systems with stand-alone Satellite Server or with WebCenter Sites only, security is checked on the first or outermost page but security is not checked on nested pagelets.</li> </ul>
<code>site.prefix</code>	Comma separated list of unique site prefixes required for resolving vanity URLs using the rewriter filter. By default, this list contains a unique prefix for each sample site installed on your system. For information about the rewriter filter, see <i>Administering Oracle WebCenter Sites</i> . <b>Default value:</b> <code>fsii, avi</code>
<code>transformer.imgdir</code>	This property is set to the fully qualified path indicating where WebCenter Sites should store image files after transforming a document. <b>Default value:</b> <code>&lt;wcsites.shared&gt;/remoteimages/</code>
<code>transformer.imgurl</code>	This property is set to the prefix that should be added to the SRC attribute of IMG tags generated by the WebCenter Sites document transformer. <b>Default value:</b> <code>/futuretense_cs/remoteimages/</code>

**Table 7-1 (Cont.) Core Properties**

Property	Description
valid.urls	Specifies the trusted URLs users are permitted to use to access WebCenter Sites. Use comma separated values to specify multiple URLs. <b>Default value:</b> <wcsites.app.protocol>://<wcsites.app.host>:<wcsites.app.port>/<wcsites.app.contextroot>/*
wcsites.app.admin.user	Specifies the user name of the WebCenter Sites application administrator.
wcsites.app.contextroot	Specifies the WebCenter Sites context root. For example: /sites/.
wcsites.app.host	Specifies the WebCenter Sites host name.
wcsites.app.port	The port number for communicating with the WebCenter Sites host.
wcsites.app.protocol	The communication protocol between the Satellite Server host and the WebCenter Sites host.
wcsites.assethistory.enabled	Indicates whether the asset action history tab is enabled. <b>Default value:</b> true
wcsites.database.connectionpicture	Specifies the JNDI URI for accessing the datasource in WebLogic.
wcsites.database.datasource	Specifies the datasource name used for WebCenter Sites.
wcsites.diskspacewarningemail	Specifies the email address to send warning to if disk space is low.
wcsites.diskspacewarningsize	Specifies the default warning size in MB if available disk space is lower than this value. <b>Default value:</b> 1024
wcsites.forgot.password	Specifies the e-mail address that should receive notices from users regarding forgotten passwords. This property sets the e-mail address for the <b>Forgot Password?</b> link on the WebCenter Sites login page.
wcsites.home	Specifies the location of the WebCenter Sites home directory.
wcsites.shared	Specifies the location of the shared file system. This can either be a directory or a reference to a database location.
wcsites.system.admin.user	Specifies the user name of the WebCenter Sites system administrator.
wem.enabled	This is a system property. Its value must not be changed except by the silent or GUI installer. <b>Default value:</b> true (given that the WEM Framework is installed by default.)

**Table 7-1 (Cont.) Core Properties**

Property	Description
<code>xcelerate.adminrole</code>	Specifies an ACL that is set for all administrative tables during installation. <b>Default value:</b> <code>xceladmin</code> Do not change the value of this property after your system is installed.
<code>xcelerate.asset.sizeofnamefield</code>	Specifies the length of the <b>Name</b> field for basic and flex asset types. <b>Default value:</b> <code>64</code>  <b>Note:</b> The maximum value is also the same value as the default value, that is <code>64</code> .
<code>xcelerate.base</code>	Specifies the top-level (base) directory of the WebCenter Sites elements. During installation, the installer might need to edit this value to indicate where the WebCenter Sites elements are in your installation. <b>Default value:</b> <ul style="list-style-type: none"> <li>Windows: <code>c:/Fatwire/elements/OpenMarket/Xcelerate</code></li> <li>Unix: <code>/export/home/Fatwire/elements/OpenMarket/Xcelerate</code></li> </ul>
<code>xcelerate.charset</code>	Specifies the character encoding used by the editorial pages, and should be changed only when a browser does not support UTF-8. <b>Default value:</b> <code>UTF-8</code> Changing this property from the default value may limit the characters that are supported.
<code>xcelerate.ckeditor.basepath</code>	CKEditor basepath; that is, the location of the CKEditor files in the WebCenter Sites application. <b>Default value:</b> <code>&lt;wcsites.app.contextroot&gt;/ckeditor/</code>
<code>xcelerate.defaultacl</code>	Specifies an ACL that is automatically assigned to page entries in the SiteCatalog table when they are created by the creation of SiteEntry or Template assets. <b>Default value:</b> <code>blank</code>
<code>xcelerate.defaultbase</code>	Specifies the default base of <code>defdir</code> for assets.
<code>xcelerate.defaultcsstatus</code>	Specifies the default value for the <code>csstatus</code> column for page entries in the SiteCatalog table when they are created (for either Template or SiteEntry assets). Do not change the value of this property. <b>Default value:</b> <code>live</code>
<code>xcelerate.defaultlanguage</code>	Specifies the default language. <b>Default value:</b> <code>en_US</code>

**Table 7-1 (Cont.) Core Properties**

Property	Description
<code>xcelerate.domain</code>	Specifies the domain name of the system, not including the server (machine) name. This property is used by applications that have been integrated with WebCenter Sites and have a browser interface.
<code>xcelerate.editrole</code>	Specifies an ACL that is set for editorial tables during installation. <b>Default value:</b> <code>xceleditor</code> Do not change the value of this property after your system is installed.
<code>xcelerate.emailnotification</code>	<b>Deprecated.</b> Specifies whether the WebCenter Sites workflow e-mail notification feature is enabled. When this property is set to <code>true</code> , the workflow system sends e-mail messages to users when assets are assigned to them through a workflow process. <b>Default value:</b> <code>false</code> For more information, see <i>Setting Up Email Objects in Oracle Fusion Middleware Administering Oracle WebCenter Sites</i> .
<code>xcelerate.imageeditor.basepath</code>	Online Image Editor (OIE) basepath; that is, the OIE archive location (relative URL), file name, and version. <b>Default value:</b> <code>&lt;wcsites.app.contextroot&gt;/ImageEditor/OIE.cab#version=3,0,1,12</code>
<code>xcelerate.imageeditor.clarkii.basepath</code>	Path to the Clarkii Online Image Editor files in the WebCenter Sites application. <b>Default value:</b> <code>&lt;wcsites.app.contextroot&gt;/ImageEditor/clarkii/</code>
<code>xcelerate.imageurl</code>	Specifies the webroot for all image URLs used by the applications. <b>Default values:</b> <code>Xcelerate</code>
<code>xcelerate.rolemanagerclass</code>	Specifies the name of the role manager class. By default, the value of this property is set to the WebCenter Sites role management system. <b>Default value:</b> <code>com.openmarket.xcelerate.roles.RoleManager</code> <ul style="list-style-type: none"> <li>If you are using a Sun ONE embedded Identity Server, set this property to the following value, exactly: <code>com.openmarket.xcelerate.roles.IdentityServerRoleManager</code></li> <li>If you are using a WebLogic embedded LDAP, set this property to the following value, exactly: <code>com.openmarket.xcelerate.roles.FlatLDAPRoleManager</code></li> </ul>



**Table 7-1 (Cont.) Core Properties**

Property	Description
<code>xcelerate.saveSearchdir</code>	Specifies the <code>defdir</code> (default storage directory) for the <code>SaveSearch</code> table. This table has a URL column that holds the saved searches on a development or management system. This value is set by the WebCenter Sites installation. <b>Default value:</b> <code>&lt;wcsites.shared&gt;/savedsearch</code>
<code>xcelerate.tempobjectsdire</code>	Specifies the <code>defdir</code> (default storage directory) for the <code>TempObjects</code> table, a WebCenter Sites table that stores information about objects that are uploaded or in the process of being created until they are either saved or canceled. This value is set by the WebCenter Sites installation. <b>Default value:</b> <code>&lt;wcsites.shared&gt;/tempobjects</code>
<code>xcelerate.thumbnaildir</code>	Specifies the directory where the template asset will store thumbnail images associated with template variant thumbnails. This value is set by the WebCenter Sites installation. <b>Default value:</b> <code>&lt;wcsites.shared&gt;/thumbnails</code>
<code>xcelerate.transformpath</code>	Set at installation time. This property sets the path to the directory where Microsoft Word files are stored before WebCenter Sites transforms those files into assets. <b>Default value:</b> <code>&lt;wcsites.home&gt;/xmltemp/</code> <b>Note:</b> Do not change the value of this property.
<code>xcelerate.useidmapping</code>	System property used for WebCenter Sites runtime.
<code>xcelerate.usermanagerclass</code>	The class that implements <code>IUserManager</code> to provide user services for WebCenter Sites. <b>Default value:</b> <code>com.openmarket.xcelerate.user.UserManager</code> <ul style="list-style-type: none"> <li>If you want to implement LDAP attribute-mapping for site and role names, set this property to the following value, exactly: <code>com.openmarket.xcelerate.user.LDAPSchemaUserManager</code></li> <li>If you are using a WebLogic or Sun ONE Application Server embedded LDAP, set this property to the following value, exactly: <code>com.openmarket.xcelerate.user.FlatLDAPSchemaUserManager</code></li> </ul>
<code>xcelerate.workflowdir</code>	Specifies the name of the directory that holds files related to workflow processes. This value is set by the WebCenter Sites installation. <b>Default value:</b> <code>&lt;wcsites.shared&gt;/workflow</code> <b>Note:</b> If you change the value from the default, be sure that directory exists.
<code>xcelerate.workflowengineclass</code>	The class that implements <code>IWorkflowEngine</code> to provide workflow services for WebCenter Sites. The default is provided here for reference only: <code>com.openmarket.xcelerate.workflow.WorkflowEngine</code> <b>Note:</b> Do not change the value of this property.



# CORS Properties

The following topics provide information about the properties in the `wcs_properties.json` file that configure the Cross-origin resource sharing (CORS) mechanism:

- [About the Properties in the CORS Category](#)
- [Properties in the CORS Category](#)

## 8.1 About the Properties in the CORS Category

The properties that configure the Cross-origin resource sharing (CORS) mechanism for WebCenter Sites are categorized under the **CORS** category. These properties allow WebCenter Sites resources to be requested from domains outside of the WebCenter Sites domain.

When a request from a domain outside of WebCenter Sites is made for a WebCenter Sites resource, the browser "preflights" the request by soliciting supported domain methods from WebCenter Sites with an `HTTP OPTIONS` request header. Upon approval from WebCenter Sites, CORS sends the request with the `HTTP` request method. WebCenter Sites can also notify clients whether "credentials" (including Cookies and HTTP Authentication data) should be sent with requests.

The CORS properties enable you to restrict domains, methods, and so on. When you modify these properties using either the Property Management Tool or the Import/Export Utility does not require you to restart the server for the changes to take effect. For descriptions of the properties categorized under **CORS** in the `wcs_properties.json` file, see [Properties in the CORS Category](#).

## 8.2 Properties in the CORS Category

[Table 8-1](#) provides a description for each of the properties in the JSON file that are associated with the **CORS** category.

**Table 8-1** *Cors Properties*

Property	Description
<code>cors.allowCredentials</code>	Specifies whether user credentials (cookies) in cross origin requests. <b>Default value:</b> <code>false</code>
<code>cors.allowOrigin</code>	Comma-separated list of origins (in the format: <code>&lt;scheme&gt;://&lt;host&gt;:&lt;port&gt;</code> ) that are allowed to access WebCenter Sites resources from a domain other than the WebCenter Sites domain. <b>Default value:</b> <code>*</code> which allows any domain to access WebCenter Sites resources.

**Table 8-1 (Cont.) Cors Properties**

Property	Description
cors.maxAge	Use this property to specify an integer that indicates the maximum amount of time the results of a preflight request can be cached by the client.
cors.supportedMethods	Defines the cross domain request HTTP methods supported by WebCenter Sites. <b>Default value:</b> GET, HEAD, POST, OPTIONS

---

## Eloqua Integration Properties

The following topics provide information about each property associated with the integration of the Eloqua Cloud Marketing Service (Eloqua) with Oracle WebCenter Sites.

- [About the Properties in the Eloqua Integration Category](#)
- [Properties in the Eloqua Integration Category](#)

### 9.1 About the Properties in the Eloqua Integration Category

Properties categorized under Eloqua Integration are related to integrating the Eloqua Cloud Marketing Service (Eloqua) with Oracle WebCenter Sites. Integrating Eloqua with WebCenter Sites provides marketers with the ability to converge the visitor's online experience with their marketing campaigns, as well as more effectively manage the visitor journey. The integration eliminates content duplication and streamlines content targeting across channels.

### 9.2 Properties in the Eloqua Integration Category

[Table 9-1](#) provides a description for each of the properties that are associated with the integration of the Eloqua Cloud Marketing Service (Eloqua) with Oracle WebCenter Sites..

**Table 9-1** *Eloqua Integration Properties*

Property	Description
<code>eloquacloudapp.assettype</code>	Specifies the name of the target asset type.
<code>eloquacloudapp.assettype.friendly name</code>	Specifies the friendly name for each asset type so that Eloqua marketers can easily identify the type of content it represents.
<code>eloquacloudapp.attributename</code>	Specifies the image attribute definition for each <code>eloquacloudapp.assettype.friendly name</code> .
<code>eloqua.baseurl</code>	Specifies the full base URL of the target Eloqua instance. Use the default URL, <code>https://secure.eloqua.com</code> , unless Oracle Support has explicitly instructed you to use a different URL.

**Table 9-1 (Cont.) Eloqua Integration Properties**

Property	Description
<code>eloquacloudapp.clientsecret</code>	This is provided by Eloqua once the Eloqua cloud application is created. This property is used to uniquely identify the instance it is communicating with.
<code>eloqua.company</code>	Specifies the name of the company for which the target Eloqua account is established.
<code>eloquanotification.email.address</code>	Specifies the e-mail address that receives the notification message sent by the Firehose service whenever a form that has been embedded into a WebCenter Sites page has been deleted from Eloqua account.
<code>eloquanotification.email.body</code>	Specifies the body of the form deletion notification message sent by the Firehose service whenever a form that has been embedded into a WebCenter Sites page has been deleted from Eloqua account.
<code>eloquanotification.email.contenttype</code>	Specifies the MIME content type of the notification message body sent by the Firehose service whenever a form that has been embedded into a WebCenter Sites page has been deleted from Eloqua account.
<code>eloquanotification.email.replyto</code>	Specifies the E-mail address that receives replies to the notification message sent by the Firehose service whenever a form that has been embedded into a WebCenter Sites page has been deleted from Eloqua account.
<code>eloquanotification.email.subject</code>	Specifies the subject of the notification message sent by the Firehose service whenever a form that has been embedded into a WebCenter Sites page has been deleted from Eloqua account.
<code>eloqua.loginurl</code>	Specifies the URL to login to the Eloqua account.
<code>eloqua.proxyhost</code>	(Optional) If your organization uses an Internet proxy, this specifies the full host name of the proxy server.
<code>eloqua.proxyport</code>	(Optional) If your organization uses an Internet proxy, this specifies the port on which the proxy server listens for connections.
<code>eloquacloudapp.templates</code>	Specifies the template(s) that you have developed to render assets of each exposed type and sub-type.
<code>eloqua.username</code>	Specifies the name of target Eloqua account.

---

## Engage Properties

The following topics provide information about each property associated with the Engage category in the `wcs_properties.json` file:

- [About the Properties in the Engage Category](#)
- [Properties in the Engage Category](#)

### 10.1 About the Properties in the Engage Category

Engage is a WebCenter Sites marketing component that enables WebCenter Sites users to create assets that collect visitor data, define visitors into segments, recommend products and content to visitors based on segments, and run promotions that apply to all or specific segments. Properties categorized under the Engage category enable administrators to manage the visitor data collected by Engage assets, and configure the options marketers can choose from when creating Engage assets.

### 10.2 Properties in the Engage Category

[Table 10-1](#) provides a description for each of the properties in the JSON file that are associated with the Engage category.

**Table 10-1 Engage Properties**

Properties	Description
<code>mwb.cartsetdir</code>	<p>Specifies the directory path (including the terminating slash character) where cartset data files are stored. Be sure to end the directory with a <code>/</code>.</p> <p>This value is set by the installation.</p> <p>Do not change the value of this property.</p> <p><b>Default value:</b> <code>/gator/cartset</code> directory in the installation directory</p>
<code>mwb.conservativedependencies</code>	<p>Specifies the types of dependencies between:</p> <ul style="list-style-type: none"> <li>• flex assets and flex attributes</li> <li>• flex assets and flex definitions</li> </ul> <p>If you want dependencies to be <i>exact</i> between flex assets and flex attributes, and between flex assets and flex definitions, then set this property to <code>true</code>. For information about <i>exact</i> and <i>exists</i> dependencies, see <i>Understanding the Approval System in Oracle Fusion Middleware Administering Oracle WebCenter Sites</i>.</p> <p><b>Default value:</b> <code>false</code></p>

**Table 10-1 (Cont.) Engage Properties**

Properties	Description
<code>mwb.externalattributes</code>	Specifies a Boolean value that WebCenter Sites uses to determine if forms should allow users to define external attributes. <b>Default value:</b> <code>false</code>
<code>mwb.assetsetclass</code>	Specifies the name of the class that supplies the services for assetset management. <b>Default value:</b> <code>com.openmarket.gator.assetset.AssetSet</code> Do not change the value of this property. The default is provided here for reference only.
<code>mwb.promotioncutoff</code>	Specifies the confidence rating that determines whether a visitor qualifies for a promotion. <b>Possible values:</b> integers between 0 and 100, inclusive. <b>Default value:</b> 50 Do not change the value of this property.
<code>mwb.segmentcutoff</code>	The confidence rating that determines whether to include a visitor in a segment. <b>Possible values:</b> integers between 0 and 100, inclusive. <b>Default value:</b> 50 Do not change the value of this property.
<code>mwb.commerceuserclass</code>	Specifies the name of the class that supplies the services for commerce user management. <b>Default value:</b> <code>com.openmarket.catalog.cart.CommerceUser</code>
<code>mwb.cartclass</code>	The name of the class that supplies the services for cart management. <b>Default value:</b> <code>com.openmarket.catalog.cart.Cart</code> Do not change the value of this property. The default is provided here for reference only.
<code>mwb.searchstateclass</code>	Specifies the name of the class that supplies the services for search state management. <b>Default value:</b> <code>com.openmarket.searchstate.SearchState</code> Do not change the value of this property. The default is provided here for reference only.
<code>mwb.cartsetclass</code>	Specifies the name of the class that supplies the services for cart set management. <b>Default value:</b> <code>com.openmarket.catalog.cartset.CartSet</code> Do not change the value of this property. The default is provided here for reference only.
<code>mwb.commerceengineclass</code>	Specifies the name of the class that supplies the services for commerce engine management. <b>Default value:</b> <code>com.openmarket.cscommerce.txcart.TransactEngine</code>



**Table 10-1 (Cont.) Engage Properties**

Properties	Description
<code>mwb.commercecontextclass</code>	<p>Specifies the name of the class that supplies the services for commerce context.</p> <p><b>Default value:</b> "com.openmarket.gator.commercecontext.CommerceContext"</p> <p>Do not change the value of this property. The default is provided here for reference only.</p>
<code>mwb.defaultattributes</code>	<p>Specifies the default attribute asset name for WebCenter Sites to use when creating assetsets.</p> <p><b>Default value:</b> blank</p>
<code>mwb.path</code>	<p>Specifies the directory where WebCenter Sites is installed. Be sure to end the directory with a forward slash (/).</p> <p><b>Default value:</b> &lt;wcsites.home&gt;</p> <p>Do not change the value of this property.</p>
<code>mwb.searchdir</code>	<p>Specifies the directory where WebCenter Sites places rich-text indexes. Ensure to end the directory with a forward slash (/).</p> <p><b>Default value:</b> &lt;wcsites.shared&gt;/gator/searchdir/</p> <p>Do not change the value of this property.</p>
<code>ms.enable</code>	<p>Set to <code>true</code> by the WebCenter Sites installation process, to enable Oracle WebCenter Sites: Engage.</p> <p><b>Default value:</b> <code>true</code></p> <p><b>Note:</b> Do not change the value of this property.</p>
<code>sessionvisitor.attributes.driver</code>	<p>This is the JDBC Driver classname to store the sessionvisitor.</p> <p><b>Default value:</b> ""</p>
<code>sessionvisitor.attributes.password</code>	<p>This is the password for database. This user is going to connect to database to store sessionvisitor.</p> <p><b>Default value:</b> ""</p>
<code>sessionvisitor.attributes.url</code>	<p>This is the JDBC Driver URL.</p> <p><b>Default value:</b> ""</p>
<code>sessionvisitor.attributes.user</code>	<p>This is the username for database. This user is going to connect to database to store sessionvisitor.</p> <p><b>Default value:</b> ""</p>
<code>vis.genclasspath</code>	<p>Specifies the directory (including the final slash character) where rules-engine-generated class files for visitor data are stored. This value is set during the installation and should not be changed after that point.</p> <p><b>Default value:</b> &lt;wcsites.shared&gt;/classes/</p>

**Table 10-1 (Cont.) Engage Properties**

Properties	Description
vis.update	<p>Specifies whether every page access will update the visitor timestamp in the visitor data.</p> <p><b>Possible values:</b> true   false</p> <p>Set to true if you want every page access to update the visitor timestamp. Otherwise, set to false.</p> <p><b>Default value:</b> true</p>
vis.compileclasspath	<p>Comma separated list of name prefixes for jars used to build the CLASSPATH to compile rules.</p> <p>This value is set during the installation and should not be changed after that point.</p> <p><b>Default value:</b> sites-cs, sites-core, sites-app</p>
vis.path	<p>Specifies the directory where WebCenter Sites is installed. Be sure to end the directory with a /.</p> <p><b>Default value:</b> &lt;wcsites.home&gt;/</p> <p>Do not change the value of this property.</p>
vis.adminrole	<p>Specifies the ACL that Engage users need in order to work with the visitor attribute, history attribute, history type, and recommendation asset types.</p> <p><b>Default value:</b> VisitorAdmin</p> <p>Do not change the value of this property.</p>
vis.url	<p>Specifies the SQL string for defining visitor and history attributes of type URL.</p> <p><b>Default value:</b> VARCHAR(128)</p> <p>Do not change the value of this property without consulting your database administrator.</p>
vis.editrole	<p>The role attached to all tables that a standard visitor editor can access and edit.</p> <p><b>Default value:</b> Visitor</p> <p>Do not change the value of this property.</p>
vis.rulesetxmlpath	<p>Specifies the default storage directory for the XML versions of the rule sets.</p> <p>This value is set during installation.</p> <p><b>Default value:</b> &lt;wcsites.shared&gt;/ruleset/</p> <p>Do not change the value of this property.</p>
vis.money	<p>Specifies the SQL string for defining fields that hold monetary values.</p> <p>Do not change the value of this property without consulting your database administrator.</p> <p><b>Default value:</b> NUMERIC(20, 3)</p>
vis.urlpath	<p>Specifies the default storage directory for binary visitor and history attributes.</p> <p><b>Default value:</b> &lt;wcsites.shared&gt;/visurl/</p>

**Table 10-1 (Cont.) Engage Properties**

<b>Properties</b>	<b>Description</b>
<code>vis.sessiondata</code>	Specifies the default storage directory for storing visitor session data. This value is set during installation. Do not change the value of this property.
<code>vis.useSessionVisitorConnection</code>	Set <code>true</code> to enable memory-centric visitor tracking. This can be <code>true</code> or <code>false</code> . <b>Default value:</b> <code>false</code>



---

## Installer Properties

The following topics provide information about each property associated with the **Installer** category in the `wcs_properties.json` file:

- [About the Properties in the Installer Category](#)
- [Properties in the Installer Category](#)

### 11.1 About the Properties in the Installer Category

The properties categorized under **Installer** in the `wcs_properties.json` file are set during the WebCenter Sites installation.

### 11.2 Properties in the Installer Category

[Table 11-1](#) provides a description for each of the properties in the JSON file that are associated with the **Installer** category.

**Table 11-1** *Installer Properties*

Property	Description
<code>log.Directory.messages</code>	<p><b>Deprecated.</b> Java resource bundle to use for the Directory Services API. <b>Default value:</b> <code>com.openmarket.directory.DirectoryResources</code> Do not change the value of this property.</p>
<code>log.filterLevel</code>	<p><b>Deprecated.</b> The severity threshold that determines the amount of messages that the Logging module writes to the log. <b>Possible values:</b></p> <ul style="list-style-type: none"> <li>• <code>info</code>: writes all informational, warning, error, severe, and fatal messages.</li> <li>• <code>warning</code>: excludes informational messages; writes warning, error, severe, and fatal messages.</li> <li>• <code>error</code>: excludes warning and informational messages; writes error, severe, and fatal messages.</li> <li>• <code>severe</code>: excludes error, warning, and informational messages; writes severe and fatal messages.</li> <li>• <code>fatal</code>: writes fatal messages only.</li> </ul> <p><b>Default value:</b> <code>info</code></p>

**Table 11-1 (Cont.) Installer Properties**

<b>Property</b>	<b>Description</b>
<code>tx.numStores</code>	<p>The number of stores to be configured. This integer determines the number and names of properties necessary in the 'Overrides for Tx Store X' categories.</p> <p>There may be a set of properties in the form of <code>tx.store_X.propName</code> where X is an integer between 0 and <code>tx.numStores - 1</code>. There must be at least 1 store defined.</p> <p><b>Default value:</b> 2</p>
<code>tx.store_0.storeID</code>	<p>Transact's identifier for the Store to use for purchases.</p> <p><b>Possible values:</b> Typically an integer greater than 400000.</p> <p><b>Default value:</b> 0</p>
<code>tx.store_1.storeID</code>	<p>Transact's identifier for the Store to use for purchases.</p> <p><b>Possible values:</b> Typically an integer greater than 400000.</p> <p><b>Default value:</b> 1</p>

---

## Publish Properties

The following topics provide information about each property associated with the **Publish** category in the `wcs_properties.json` file:

- [About the Publish Category](#)
- [Properties in the Publish Category](#)

### 12.1 About the Publish Category

Properties categorized under Publish in the WebCenter Sites `wcs_properties.json` file configure the WebCenter Sites publishing system.

### 12.2 Properties in the Publish Category

[Table 12-1](#) provides a description for each of the properties in the JSON file that are associated with the **Publish** category.

**Table 12-1 Publish Properties**

Property	Description
<code>afk.historydata</code>	Specifies the directory that WebCenter Sites uses to store history data. <b>Default value:</b> <code>&lt;wcsites.shared&gt;/history/</code>
<code>afk.publishdata</code>	Specifies the directory that WebCenter Sites uses to store publish data. <b>Default value:</b> <code>&lt;wcsites.shared&gt;/publish/</code>
<code>cs.batchtimeout</code>	Specifies the time (in seconds) between WebCenter Sites requests before the application server invalidates the batch session, typically used by publishing. A negative time indicates that the session should never timeout. <b>Legal values:</b> Between <code>-2147483648</code> and <code>2147483647</code> . <b>Default value:</b> <code>360000</code>
<code>cs.mirrorhttpversion</code>	Specifies the HTTP protocol version to use to communicate with the WebCenter Sites target databases. <b>Default value:</b> <code>1</code>

**Table 12-1 (Cont.) Publish Properties**

Property	Description
cs.mirrorpassword	<p>Specifies the password for the mirror user on the target systems to which this system publishes. You set this value when you set up your WebCenter Sites system for publishing.</p> <p><b>Default value:</b> dloginpassword -or- {AES}13971775C4B32520C2FFBA59200EE17E</p> <p>For information, see <i>Configuring Your System for Mirror to Server Publishing in Oracle Fusion Middleware Administering Oracle WebCenter Sites</i>.</p>
cs.mirrorproxyserver	<p>Specifies the firewall server's IP address or name for the target system that this (source) system publishes to when the target and the source are separated by a firewall. You set this value when you set up your WebCenter Sites system for publishing.</p> <p><b>Possible values:</b></p> <p>your_server_name or your_server_ip_address</p> <p>For information, see <i>Configuring Your System for Mirror to Server Publishing in Oracle Fusion Middleware Administering Oracle WebCenter Sites</i>.</p>
cs.mirrorproxyserverport	<p>Specifies the port number of the firewall server for the WebCenter Sites system that this system publishes to when the target system is separated from the source with a firewall. You set this value when you set up your WebCenter Sites system for publishing.</p> <p><b>Default value:</b> 80</p> <p>For information, see <i>Configuring Your System for Mirror to Server Publishing in Oracle Fusion Middleware Administering Oracle WebCenter Sites</i>.</p>
cs.mirrorrowsperpost	<p>Specifies the number of table rows that can be mirrored during each HTTP POST during a mirror operation.</p> <p>If you are mirroring data that contains URL fields, you should set this to a low number because web servers impose a limit on the size of post packets.</p> <p>If you are mirroring data that contains only text, you can set this to a higher number.</p> <p><b>Default value:</b> 6</p> <p><b>Note:</b> For best performance, do not increase the value above 12. If your database is configured for UTF-8 and holds non-ASCII content, you must set this value to 4 or lower.</p>
cs.mirrorthreads	<p>Specifies the number of threads to allocate to a mirror operation.</p> <p><b>Default value:</b> 2</p> <p><b>Note:</b> For best performance, do not increase the value above 8.</p>



**Table 12-1 (Cont.) Publish Properties**

Property	Description
<code>cs.mirroruser</code>	<p>Specifies the name of the mirror user on the target system that this (source) system publishes to. You set this value when you set up your system for publishing.</p> <p><b>Default value:</b> <code>mirroruser</code></p> <p>For information, see <i>Configuring Your System for Mirror to Server Publishing in Oracle Fusion Middleware Administering Oracle WebCenter Sites</i>.</p>
<code>cs.pgexportfolder</code>	<p>Specifies the base export directory for the HTML files that are created when assets are published with the Export to Disk delivery type.</p> <p><b>Default value:</b> <code>&lt;wcsites.home&gt;/export</code></p>
<code>debug</code>	<p>Specifies whether debugging for batch processes is enabled or disabled. If you set this value to <code>true</code>, messages about the status of batch processes are written to the WebCenter Sites log file.</p> <p><b>Default value:</b> <code>false</code></p>
<code>request.folder</code>	<p>Specifies the location of the file that stores information about the results of batch processes. For example, the WebCenter Sites publishing system uses this directory to hold the publishing log files.</p> <p><b>Default value:</b> <code>&lt;wcsites.shared&gt;/dispatcher/</code></p>
<code>security.class</code>	<p>Specifies the name of the class file that is used for security checks. The default is provided for reference only:</p> <p><code>com.openmarket.Batch.DefaultSecurity</code></p> <p>Do not change the value of this property.</p>
<code>thread.count</code>	<p>Specifies the number of dispatcher threads to allocate and manage in the pool.</p> <p><b>Default value:</b> <code>32</code></p>
<code>thread.growcache</code>	<p>Specifies whether additional dispatcher threads (in excess of the number specified by <code>thread.count</code>) can be allocated to the pool if they are needed.</p> <p><b>Possible values:</b> <code>true</code>   <code>false</code></p> <p><b>Default value:</b> <code>false</code></p>
<code>thread.idle</code>	<p>Applies only when <code>thread.growcache</code> is set to <code>true</code>. Specifies the number of seconds a dispatcher thread can remain idle before it is released by the pool.</p> <p><b>Default value:</b> <code>10</code></p>

**Table 12-1 (Cont.) Publish Properties**

Property	Description
thread.wait	<p>Applies only when <a href="#">thread.growcache</a> is set to false.</p> <p>Specifies the number of seconds that a batch process waits for a free dispatcher thread before it reports an error because it cannot complete its task.</p> <p><b>Default value:</b> 15</p>
xcelerate.approval.dependency.chunksize	<p>This property defines the chunk size used in approval dependency. (Chunk size is the number of assets that are processed by WebCenter Sites at a given time during approval to publish. Processing involves calculating dependencies.)</p> <p><b>Possible values:</b> any integer between 1 and 1000.</p> <p><b>Default value:</b> 250</p> <p><b>Note:</b> For backwards compatibility, it is recommended to set the value of this property to 1.</p>
xcelerate.batchhost	<p>Specifies the host name and port number of the server on which the publish process will run.</p> <p>Only one batch host is supported in a clustered WebCenter Sites environment. This property must be set on each cluster member to point to the same dedicated host.</p> <p><b>Default value:</b> &lt;hostName&gt;:&lt;portNumber&gt;</p>
xcelerate.batchloadsizepublish	<p>Controls the batch size of assets loaded during a mirror publishing event. Larger batches are more sufficient, but require more memory.</p> <p><b>Default value:</b> 250</p>
xcelerate.batchmode	<p>Defines the batch publishing mode.</p> <p><b>Possible values:</b></p> <ul style="list-style-type: none"> <li>single: batch host is a dedicated IP address.</li> <li>multiple: batch host is a cluster IP address.</li> </ul> <p><b>Default value:</b> single</p>
xcelerate.batchpass	<p>Specifies the password for the batch user.</p> <p><b>Default value:</b> xceladmin</p> <p><b>Note:</b> Change this value after you create the batch user for this WebCenter Sites system. For information, see <i>Oracle Fusion Middleware Administering Oracle WebCenter Sites</i>.</p>
xcelerate.batchprotocol	<p>The communication protocol between the Satellite Server host and the WebCenter Sites host.</p> <p><b>Default value:</b> &lt;wcsites.app.protocol&gt;</p>

**Table 12-1 (Cont.) Publish Properties**

Property	Description
xcelerate.batchsave sizeonpublish	<p>Specifies the number of assets to deserialize and save at one time during mirror publishing. Larger batches are more efficient but require more memory. The value of this property applies only to the target system.</p> <p><b>Default value:</b> 250</p>
xcelerate.batchuser	<p>This property specifies the username of the batch user for scheduled publish on the system. This property must be configured in order for the Scheduled Publish to run.</p> <p><b>Default value:</b> fwadmin</p> <p><b>Note:</b> Change this value after you create the batch user for this WebCenter Sites system. For information, see <i>Oracle Fusion Middleware Administering Oracle WebCenter Sites</i>.</p>
xcelerate.blobref	<p>The name of the class that manages the publish references for blobs. The default is provided here for reference only:</p> <p><code>com.openmarket.xcelerate.publish.BlobRef</code>.</p> <p>Do not change the value of this property. For information about published references, see <i>Oracle Fusion Middleware Administering Oracle WebCenter Sites</i>.</p>
xcelerate.bulkapprove chunk	<p>Specifies the number of assets to approve at the same time, in the same batch or "chunk," when someone uses the Approve Multiple Assets feature in the WebCenter Sites Admin interface.</p> <p>The feature approves all the assets that are selected for approval in batches and the number of assets in each batch is set by this property.</p> <p><b>Default value:</b> 500</p> <p>For information about the Approve Multiple Assets feature, see <i>Oracle Fusion Middleware Administering Oracle WebCenter Sites</i>.</p>
xcelerate.concurrent transportun packer	<p>Specifies whether the RealTime Publishing dispatcher should launch Transporter and Unpacker in parallel. If <code>false</code>, Unpacker starts after Transporter completes.</p> <p><b>Default value:</b> <code>&lt;wcsites.concurrent.transport.unpacker&gt;</code></p>

**Table 12-1 (Cont.) Publish Properties**

Property	Description
xcelerate.donotregenerate	<p>This property specifies cached pages not to be regenerated after a publish operation.</p> <p>Possible values:</p> <ul style="list-style-type: none"> <li>• blank, (no value): all the pages in the cache that were affected by the publish session are regenerated.</li> <li>• unknowndeps: all pages in which the render . unknowndeps tag is used will not be regenerated after publish.</li> <li>• * (asterisk): none of the pages in the cache are regenerated. The affected pages are regenerated only when a visitor requests the page.</li> </ul> <p><b>Default value:</b> blank</p> <p><b>Caution:</b> When using this property on the delivery system, any cached pages not generated after publish are generated on the next visitor request and can result in a slower response for the visitors.</p> <p><b>Note:</b> Do not change the value of this property without first consulting Oracle support personnel.</p>
xcelerate.exportmaxfilename	<p>This is the maximum length of any file name generated during export publishing.</p> <p>If you are running Windows NTFS, you may want to set this to a low value to make it possible to re-export, delete, or rename files created by the export-to-disk publish process. NTFS has an upper limit of 255 characters for any path name.</p> <p><b>Default value:</b> 4096</p>
xcelerate.mirrorini	<p>Specifies the wcs_properties.json file which is the property file that is used when logging in to the mirror target, (using the cs.mirroruser and cs.mirrorpassword properties), during the mirror publish operation and when creating the URLs on the mirror destination.</p> <p>Do not modify this value to include additional property files without consulting Oracle support personnel.</p>
xcelerate.objpubdir	<p>Specifies the path to the directory (including the terminating slash character) in which objects that get published are stored temporarily.</p> <p>This value is set by the WebCenter Sites installation.</p> <p><b>Default value:</b> &lt;wcsites.shared&gt;/objpubdir</p>
xcelerate.pageref	<p>Specifies the name of the class that manages publish references for pages.</p> <p><b>Default value:</b> com.openmarket.xcelerate.publish.PageRef</p> <p><b>Note:</b> Do not change the value of this property.</p>

**Table 12-1 (Cont.) Publish Properties**

Property	Description
<code>xcelerate.presaveelt</code>	<p>Specifies the name of the element called on the mirror target during publish after the assets' primary rows have been mirrored but prior to the deserialization and <code>asset.save</code> of the flex and complex assets. Use <code>PresaveElement</code> for standard mirror publish.</p> <p><b>Default value:</b> <code>PresaveElement</code></p>
<code>xcelerate.pubabortelt</code>	<p>Specifies the name of the element called on the mirror target if the publish fails. Use <code>PubAbortElement</code> for standard mirror publishing.</p> <p><b>Default value:</b> <code>PubAbortElement</code></p>
<code>xcelerate.pubcleanupelt</code>	<p>Specifies the name of the element called during the cleanup phase of a mirror publish. Use <code>PubCleanupElement</code> for standard mirror cache regeneration.</p> <p><b>Default value:</b> <code>PubCleanupElement</code></p>
<code>xcelerate.pubkeydir</code>	<p>Specifies the directory where the publishing system writes information about the items that have been published to the various target systems.</p> <p>This value is set by the WebCenter Sites installation.</p> <p><b>Default Value:</b> <code>&lt;wcsites.shared&gt;/pubkeys</code></p>
<code>xcelerate.publishallassettypes</code>	<p>Specifies whether to publish all asset types on mirror publish, thus guaranteeing that all asset type tables exist on the publish destination.</p> <p><b>Possible values:</b> <code>true</code>   <code>false</code></p> <p>If set to <code>true</code>, all asset types will be published.</p> <p>If set to <code>false</code>, only asset types of the assets involved in the publish and their dependent asset types will be published automatically.</p> <p><b>Default value:</b> <code>true</code></p> <p><b>Note:</b> If you want to set this property to <code>false</code>, you have to make sure that all asset types that exist on the source server also exist on the publish destination.</p>
<code>xcelelem.publishfactors</code>	<p>The name of the element to use to provide additional publishing control factors. This property can be left empty.</p> <p><b>Default value:</b> <code>OpenMarket/Xcelerate/Actions/Publish/OverrideFactor</code></p>

**Table 12-1 (Cont.) Publish Properties**

Property	Description
<code>xcelerate.publishinvalidate</code>	<p>Specifies whether an asset is marked as changed on the destination system when an asset is published. If it is marked as changed, it must be approved on that system before it can be published from that system to a new destination.</p> <p><b>Possible values:</b> <code>true</code>   <code>false</code></p> <p><b>Default value:</b> <code>true</code></p> <p>Because having the publishing system take the time to mark the assets as changed on the destination adds time to the publishing session, typically you leave this property set to <code>true</code> on development and management systems but change it to <code>false</code> on delivery systems.</p>
<code>xcelerate.publishquerystyle</code>	<p>Defines the query style to use when getting a list of assets approved for publishing.</p> <p><b>Possible values:</b> <code>subquery</code>, <code>join</code></p> <p><b>Default value:</b> <code>subquery</code></p>
<code>xcelerate.pubsetupelt</code>	<p>Specifies the name of the element that the publishing system uses during the setup phase of a mirror publish. Use <code>PubSetupElement</code> for standard mirror cache invalidation.</p> <p><b>Default value:</b> <code>PubSetupElement</code></p>
<code>xcelerate.remotecall</code>	<p>Specifies the pagename which supports remote mirror element execution. Use this property to support mirroring to a remote server.</p> <p><b>Default value:</b> <code>OpenMarket/Xcelerate/PrologActions/Publish/Mirror1/RemoteCall</code></p> <p>Do not modify this element or change the value of this property without assistance from Oracle support personnel.</p>
<code>xcelerate.templatedefault</code>	<p>The name of the template to use if a template cannot be found to render an asset type.</p> <p><b>Default value:</b> <code>OpenMarket/TemplateDefault</code></p>

## Satellite Properties

The following topics provide information about each property associated with the **Satellite** category in the `wcs_properties.json` file:

- [About the Properties in the Satellite Category](#)
- [Properties in the Satellite Category](#)

### 13.1 About the Properties in the Satellite Category

Properties categorized under **Satellite** in the WebCenter Sites `wcs_properties.json` file describe how to communicate with any of the Satellite servlets (Satellite Server), whether they are running locally or on remote servers.

Additionally, because Satellite Server is installed by default on the server that hosts your WebCenter Sites application, each WebCenter Sites system has a Satellite Server `wcs_properties.json` file that configures the local Satellite servlet. (Note that when Satellite Server is also running on a remote server, that server also has a Satellite Server `wcs_properties.json` file.) For information about the properties in that file, see [Satellite Server JSON File](#).

### 13.2 Properties in the Satellite Category

[Table 13-1](#) provides a description for each of the properties in the JSON file that are associated with the **Satellite** category.

**Table 13-1** *Satellite Properties*

Properties	Description
<code>bbservice</code>	<p>This value is the servlet path for the Blob Server servlet. It is used to tell Satellite Server where to go to resolve <code>satellite.blob</code> tags.</p> <p>Typical values include <code>/NASApp/cs/BlobServer</code> for iPlanet and <code>/servlet/BlobServer</code> for servlet runners.</p> <p><b>Default value:</b> <code>&lt;wcsites.app.contextroot&gt;/BlobServer</code></p>
<code>cache_folder</code>	<p>Applies to only legacy page caching. This property specifies the location of disk based cache data. If this property is left blank, cached data will be stored in the context's temp folder.</p> <p><b>Default value:</b> blank</p>

**Table 13-1 (Cont.) Satellite Properties**

Properties	Description
cache_max	<p>Applies to only legacy page caching. This property specifies the maximum number of objects to maintain in the cache. Objects are removed from the cache if the size specified is exceeded; an LRU method is used to manage cache size limits.</p> <p><b>Default value:</b> 1000000</p>
contentserver.installation.folder	<p>Applies to installations in which Satellite Server and WebCenter Sites are running in the same web application and must therefore share the user's session. This property specifies the path to the WebCenter Sites installation, enabling Satellite Server to access WebCenter Sites resources.</p> <p><b>Possible values:</b></p> <ul style="list-style-type: none"> <li>• blank, if Satellite Server is running in a web application other than WebCenter Sites.</li> <li>• <code>&lt;cs_installation_dir&gt;</code> if Satellite Server is running in the same web application as WebCenter Sites.</li> </ul> <p><b>Default value:</b> <code>&lt;wcsites.home&gt;</code></p>
cookieprefix	<p>Satellite Server maintains a session between itself and the remote host on behalf of the client. Satellite Server needs to know the name of the session ID cookie the application server uses so that it can be properly tracked.</p> <p>Enter the possible session cookie name prefixes here, separated by a semicolon. If left blank, a default set will be used.</p> <p><b>Default value:</b> JSESSIONID;WebLogicSession;GX_SESSIONID</p>
cs.satellitehosts	<p>Specifies the host names of the servers that are hosting Satellite servlets that the CacheManager on this server (the one that hosts WebCenter Sites) needs to communicate with.</p> <p>Enter a comma-separated list of host names. The value for each host must include the path to the WebCenter Sites servlets. Use the following format:</p> <p><code>http://&lt;hostname:port&gt;/&lt;servlet&gt;/</code></p> <p>You can use https or special ports, if necessary. If required by your configuration, be sure to specify a fully-qualified domain name.</p> <p>The Satellite servlet that resides on this server is listed by default.</p>



**Table 13-1 (Cont.) Satellite Properties**

Properties	Description
<code>cs.satellitepassword</code>	<p>Specifies the passwords for the user accounts specified by the <a href="#">cs.satelliteusers</a> property. Note that the password for the Satellite servlet on this server is listed by default.</p> <p>The value of this property is encrypted as a single string. Therefore, when you edit the value of this property, you must enter all the passwords for all the Satellite servlet hosts, including the comma delimiter.</p> <p>Enter a comma-separated list of passwords in the order that matches the order in which you enter the corresponding users for the <a href="#">cs.satelliteusers</a> property. Be sure that the order of this list also matches the order of the list of host names provided for the <a href="#">cs.satellitehosts</a> property.</p>
<code>cs.satelliteusers</code>	<p>Specifies the user names for the Satellite Server hosts. Note that the user name for the Satellite servlet on this server is listed by default.</p> <p>Enter a comma-separated list of user names in the order that matches the list of passwords that you specified for the <a href="#">cs.satellitepassword</a> property.</p>

**Table 13-1 (Cont.) Satellite Properties**

Properties	Description
expiration	<p>Applies to inCache page caching and legacy page caching. This property specifies expiration information (in the form of a <code>COM.FutureTense.Util.TimePattern</code> string) for all cached objects that do not have this information specified elsewhere.</p> <p>The expiration information for an object can be specified in the <code>cachecontrol</code> attribute on the <code>satellite.page</code> (and related) tags. For pages, expiration information can also be specified in the SiteCatalog's <code>sscachefifo</code> column. For binary objects, the default value for the <code>cachecontrol</code> attribute is specified in the <code>futuretense.ini</code> file.</p> <p>Note that the outermost wrapper page of any request cannot specify an override, so this property is the only place where it can be controlled.</p> <p><b>Default value:</b> <code>5:0:0 */**/*</code></p> <p>This means that everything in the Satellite Server cache expires every day at 5:00 a.m.</p> <p>The format is as follows:</p> <pre>&lt;hours&gt;:&lt;minutes&gt;:&lt;seconds&gt; &lt;daysOfWeek&gt;/ &lt;daysOfMonth&gt;/&lt;months&gt;</pre> <p><b>Possible values:</b></p> <ul style="list-style-type: none"> <li>• <code>&lt;hours&gt;</code>: 0 through 23, where 0 is midnight</li> <li>• <code>&lt;minutes&gt;</code>: 0 through 59</li> <li>• <code>&lt;seconds&gt;</code>: 0 through 59</li> <li>• <code>&lt;daysOfWeek&gt;</code>: 0 through 6, where 0 is Sunday</li> <li>• <code>&lt;daysOfMonth&gt;</code>: 1 through 31</li> <li>• <code>&lt;months&gt;</code>: 1 through 12</li> </ul> <p><b>Other possible values:</b></p> <ul style="list-style-type: none"> <li>• <code>never</code>, which means the page can expire only if the cache is full and it is the least recently used page</li> <li>• <code>immediate</code>, which means to never cache the page</li> </ul>
file_size	<p>Applies to legacy page caching. This property specifies the size (in kilobytes) of objects that can be cached to disk. Smaller objects are retained in memory.</p> <p>This value should be adjusted for system RAM, disk speed, and so on.</p> <p><b>Default value:</b> 250</p>

**Table 13-1 (Cont.) Satellite Properties**

Properties	Description
<code>formaction</code>	<p>The Satellite servlet converts WebCenter Sites URLs that you GET or POST to into Satellite URLs. This property specifies which string to replace in the WebCenter Sites URL to create a Satellite URL.</p> <p>This value is case sensitive.</p> <p>Effective in Satellite Server 6, use the new <code>satellite.form</code> tag for all forms.</p> <p><b>Default value:</b> <code>action=\"ContentServer\"</code></p>
<code>globally_replace_contentserver</code>	<p>If this property is set to <code>true</code>, Satellite Server will parse through all processable pages returned from WebCenter Sites and replace all instances of the string described by the <code>formaction</code> property with the string described by the <code>newformaction</code> property. It will also replace any occurrence of <code>ContentServer</code> with the string described by the <code>servlet</code> property.</p> <p><b>Default value:</b> <code>false</code></p>
<code>host</code>	<p>The name of the remote host system running WebCenter Sites that the Satellite engine is caching requests for.</p> <p>This is required and there is no default.</p>
<code>newformaction</code>	<p>Specifies the replacement string in URLs to be GET'ed or POST'ed to the locally mapped servlet.</p> <p>This value is case sensitive.</p> <p>Effective in Satellite Server 6, use the new <code>satellite.form</code> tag for all forms.</p> <p><b>Default value:</b> <code>action=\"Satellite\"</code></p>
<code>port</code>	<p>The port number for communicating with the WebCenter Sites host.</p> <p><b>Default value:</b> <code>80</code></p>
<code>protocol</code>	<p>The communication protocol between the Satellite Server host and the WebCenter Sites host. (Generally <code>http://</code> or <code>https://</code>).</p> <p>Note that setting the protocol to <code>https://</code> will not, in itself, ensure secure communications. You will still need to get a certificate.</p> <p><b>Default value:</b> <code>&lt;wcsites.app.protocol&gt;://</code></p>

**Table 13-1 (Cont.) Satellite Properties**

Properties	Description
service	<p>This value is the servlet path for the WebCenter Sites servlet.</p> <p>It is used to tell Satellite Server where to go to resolve <code>satellite.page</code> tags.</p> <p>Typical values include <code>/NASApp/cs/ContentServer</code> for iPlanet and <code>/servlet/ContentServer</code> for servlet runners.</p> <p><b>Default value:</b> <code>&lt;wcsites.app.contextroot&gt;/ContentServer</code></p>
servlet	<p>Specifies the URL pattern used to identify the Satellite Server servlet. Satellite Server will rewrite links and forms to use this URL pattern if pages are properly designed.</p> <p><b>Default value:</b> <code>Satellite</code></p>
sessionid.cookie.prefix	<p>Users can now specify the prefix that is prepended to the session id cookie.</p> <p>The session id cookie is the session id cookie for the host (that is, WebCenter Sites). Satellite Server needs to pass the session id cookie to the client in order to maintain a session between WebCenter Sites and the client.</p> <p>The cookie must be renamed, so it does not conflict with the session cookie that Satellite Server itself uses. The configurable prefix allows users who know the name of the session id cookie to construct the full cookie name. This can be used in a servlet filter or other mechanism to support custom functionality.</p> <p><b>Default value:</b> <code>SS_X_</code></p>
sharesession	<p>Specifies whether the ContentServer servlet and the Satellite servlet share the user session.</p> <p>If Satellite Server is running remotely, set this to <code>false</code>; if Satellite Server and ContentServer are co-resident, set this property to <code>true</code>.</p> <p>If this property is not set appropriately, user-specific information may be inconsistent between pages.</p> <p><b>Default value:</b> <code>true</code></p>
ss.password	<p>The password for the Satellite Server user, on the Satellite Server side. This is encrypted, using a two-way hash function.</p> <p><b>Default value:</b> <code>&lt;wcsites.satelliteserver.password&gt;</code></p>

**Table 13-1 (Cont.) Satellite Properties**

Properties	Description
ss.username	<p>The username for the Satellite Server user, on the Satellite Server side. This must match the value for the <a href="#">wcsites.satelliteserver.username</a> property.</p> <p><b>Default value:</b> &lt;wcsites.satelliteserver.username&gt;</p>
transparent.content-type.pattern	<p>A regular expression denoting content types that may contain nested components such as pagelets, links to other WebCenter Sites pages, or links to blobs.</p> <p><b>Default value:</b> text/. *   . *xml . *</p>
wcsites.satelliteserver.password	<p>The password for the Satellite Server user, on the WebCenter Sites system. This is encrypted using a two-way hash function.</p> <p><b>Default value:</b> &lt;wcsites.satelliteserver.password&gt;</p>
wcsites.satelliteserver.username	<p>Specifies the Satellite Server username on the WebCenter Sites system.</p> <p><b>Default value:</b> satteliteserver</p>



---

## Security Properties

The following topics provide information about each property associated with the **Security** category in the `wcs_properties.json` file:

- [About the Properties in the Security Category](#)
- [Properties in the Security Category](#)

### 14.1 About the Properties in the Security Category

Properties in the Security category determine how security is configured on both the management and the delivery systems. Before developers design the online site or make changes to the user interface on the management system, you must implement your security protocols using the Security properties in the WebCenter Sites `wcs_properties.json` file.

Additionally, Security properties with the sub category Content Security allow you to configure content security protection for websites developed through WebCenter Sites. Content Security is a standard which enables you to determine whether pages returned by the browser can be embedded inside an iframe of some other website. For detailed information about Content Security, see the specification documentation about the Content Security Policy.

### 14.2 Properties in the Security Category

[Table 14-1](#) provides a description for each of the properties in the JSON file associated with the **Security** category.

**Table 14-1 Security Properties**

Property	Description
<code>connect-src</code>	List of URIs the protected resource can load using script interfaces. <b>Subcategory:</b> Content Security
<code>contentsecurity.enabled</code>	Set the value to <code>true</code> to enable Content Security protection. <b>Default value:</b> <code>false</code> <b>Subcategory:</b> Content Security

**Table 14-1 (Cont.) Security Properties**

Property	Description
<code>cs.selfmodify</code>	<p>Specifies a comma-separated list of attributes that a user is allowed to modify.</p> <p>Currently, only <code>password</code> is supported.</p> <p>For complete backward compatibility, set the property to blank to ensure that the user has write privileges to the <code>SystemUsers</code> table.</p> <p><b>Default value:</b> <code>password</code></p>
<code>default-src</code>	<p>Comma-separated source list of default directives. For example: <code>child-src, connect-src, img-src, object-src, script-src, style-src</code>.</p> <p><b>Subcategory:</b> Content Security</p>
<code>frame-ancestors</code>	<p>Allowed hosts for embedding protected resource in iframes.</p> <p><b>Possible values:</b></p> <ul style="list-style-type: none"> <li><code>self blank</code>: the pages from the current site can be embedded either by an ancestor frame that has the <code>src</code> attribute as <code>about:blank</code> or the current site itself.</li> <li><code>about:blank</code>: Required for WebCenter Sites to work because pages are made of frames that have <code>#about:blank</code> as <code>src</code>.</li> </ul> <p><b>Subcategory:</b> Content Security</p>
<code>ft.suppressPasswordNames</code>	<p>Specifies variable names that are used as passwords and should be suppressed when <a href="#">ft.suppressPasswords</a> is set to <code>true</code>.</p> <p>The Cheetah installer now sets this property to: <code>REMOTEPASS;pubtgt: factors; factors</code> to suppress its mirror publish target passwords in the log.</p> <p><b>Default value:</b> <code>REMOTEPASS;pubtgt: factors; factors</code></p>
<code>ft.suppressPasswords</code>	<p>Prevents any input or session variables containing the strings "password" or "PASSWORD" in their names from being logged.</p> <p><b>Default value:</b> <code>true</code></p> <p>Specify <code>false</code> to include passwords in the log.</p>
<code>img-src</code>	<p>Restricts from where the protected resource can load images.</p> <p><b>Subcategory:</b> Content Security</p>
<code>object-src</code>	<p>Restricts from where the protected resource can load plugins.</p> <p><b>Possible values:</b></p> <ul style="list-style-type: none"> <li><code>self</code></li> <li><code>blank</code></li> </ul> <p><b>Subcategory:</b> Content Security</p>



**Table 14-1 (Cont.) Security Properties**

<b>Property</b>	<b>Description</b>
<code>script-src</code>	Restricts which scripts the protected resource can execute. <b>Subcategory:</b> Content Security
<code>xcelelem.manageuserpub</code>	Defines the element used for managing the roles that users fulfill on sites in WebCenter Sites. <b>Default value:</b> OpenMarket/Xcelerate/Actions/Security/AccessUserPublication
<code>xcelerate.authorizefunctions</code>	Contains a comma-separated list of functions for which permissions can be generated on an asset. If the value is empty, all possible functions will be displayed. Additional system-defined functions can be added to the list of default functions. <b>Default value:</b> <code>inspect, checkout, copy, edit, delete, rollback, approve</code>
<code>xcelerate.deny.abstainfromvoting</code>	Contains a comma-separated list of roles that are not allowed to abstain from voting when assigned assets as part of the workflow process. <b>Default value:</b> blank
<code>xcelerate.deny.approve</code>	Contains a comma-separated list of roles that are not allowed to approve assets for publishing. <b>Default value:</b> blank
<code>xcelerate.deny.authorize</code>	Contains a comma-separated list of roles that are not allowed to authorize privileges on assets. <b>Default value:</b> blank
<code>xcelerate.deny.build</code>	Contains a comma-separated list of roles that are not allowed to build Collection assets. <b>Default value:</b> blank
<code>xcelerate.deny.checkout</code>	Contains a comma-separated list of roles that are not allowed to checkout assets explicitly from the revision tracking system. <b>Default value:</b> blank
<code>xcelerate.deny.copy</code>	Contains a comma-separated list of roles that are not allowed to copy assets. <b>Default value:</b> blank
<code>xcelerate.deny.delegate</code>	Contains a comma-separated list of roles that are not allowed to delegate assigned assets to other participants in the workflow. <b>Default value:</b> blank
<code>xcelerate.deny.delete</code>	Contains a comma-separated list of roles that are not allowed to delete assets. <b>Default value:</b> blank

**Table 14-1 (Cont.) Security Properties**

Property	Description
<code>xcelerate.deny.edit</code>	Contains a comma-separated list of roles that are not allowed to edit assets. <b>Default value:</b> blank
<code>xcelerate.deny.inspect</code>	Contains a comma-separated list of roles that are not allowed to inspect assets. <b>Default value:</b> blank
<code>xcelerate.deny.pastesitenavigation</code>	Contains a comma-separated list of roles that are not allowed to create a site navigation by copying and pasting an existing site navigation in the SitePlan tree. <b>Default value:</b> blank
<code>xcelerate.deny.placepage</code>	Contains a comma-separated list of roles that are not allowed to place Page assets in the SitePlan tree. <b>Default value:</b> blank
<code>xcelerate.deny.preview</code>	Contains a comma-separated list of roles that are not allowed to preview assets with their templates. <b>Default value:</b> blank
<code>xcelerate.deny.removefromgroup</code>	Contains a comma-separated list of roles that are not allowed to remove assets from a workflow group. <b>Default value:</b> blank
<code>xcelerate.deny.removefromworkflow</code>	Contains a comma-separated list of roles that are not allowed to remove assets from workflow. <b>Default value:</b> blank
<code>xcelerate.deny.rollback</code>	Contains a comma-separated list of roles that are not allowed to roll back assets to a previous version. <b>Default value:</b> blank
<code>xcelerate.deny.setExportData</code>	Contains a comma-separated list of roles that are not allowed to set export to disk (static publishing) starting point. These users may still be allowed to approve and publish assets if some other users set the starting point. <b>Default value:</b> blank
<code>xcelerate.deny.setnestedworkflow</code>	Contains a comma-separated list of roles that are not allowed to set nested workflow. <b>Default value:</b> blank
<code>xcelerate.deny.setparticipants</code>	Contains a comma-separated list of roles that are not allowed to set participants for workflow. <b>Default value:</b> blank

**Table 14-1 (Cont.) Security Properties**

<b>Property</b>	<b>Description</b>
<code>xcelerate.deny.setprocessdeadline</code>	Contains a comma-separated list of roles that are not allowed to set workflow process deadlines. <b>Default value:</b> blank
<code>xcelerate.deny.setstepdeadline</code>	Contains a comma-separated list of roles that are not allowed to set a deadline on a workflow step. <b>Default value:</b> blank
<code>xcelerate.deny.share</code>	Contains a comma-separated list of roles that are not allowed to share assets with other sites (other than the site the asset was originally created in). <b>Default value:</b> blank
<code>xcelerate.deny.showparticipants</code>	Contains a comma-separated list of roles that are not allowed to see the participants for a workflow. <b>Default value:</b> blank
<code>xcelerate.deny.showstatus</code>	Contains a comma-separated list of roles that are not allowed to see the status screen for assets. The <b>Status</b> option is available in the <b>View</b> menu when you have an asset open in the Oracle WebCenter Sites: Contributor interface. The Status page shows workflow and publishing information about the open asset. If the user belongs to one of the roles that is being denied the privilege to view the Status page, the <b>Status</b> option will be grayed out in the <b>View</b> menu. <b>Default value:</b> blank
<code>xcelerate.deny.showversion</code>	Contains a comma-separated list of roles that are not allowed to see the list of versions for an asset. <b>Note:</b> The <b>Show versions</b> icon is not displayed on the asset's toolbar if the user belongs to one of the roles that is denied the privilege. <b>Default value:</b> blank
<code>xcelerate.deny.translate</code>	Contains a comma-separated list of roles that are not allowed to translate assets. <b>Default value:</b> blank
<code>xcelerate.grant.abstainfromvoting</code>	Contains a comma-separated list of roles that are allowed to abstain from voting when assigned assets as part of the workflow process. <b>Default value:</b> blank
<code>xcelerate.grant.approve</code>	Contains a comma-separated list of roles that are allowed to approve assets for publishing. <b>Default value:</b> blank

**Table 14-1 (Cont.) Security Properties**

Property	Description
<code>xcelerate.grant.authorize</code>	Contains a comma-separated list of roles that are allowed to authorize privileges on assets. <b>Default value:</b> <code>GeneralAdmin,WorkflowAdmin,SiteAdmin</code>
<code>xcelerate.grant.build</code>	Contains a comma-separated list of roles that are allowed to build Collection assets. <b>Default value:</b> <code>blank</code>
<code>xcelerate.grant.checkout</code>	Contains a comma-separated list of roles that are allowed to checkout assets from the revision tracking system. <b>Default value:</b> <code>blank</code>
<code>xcelerate.grant.copy</code>	Contains a comma-separated list of roles that are allowed to copy assets. <b>Default value:</b> <code>blank</code>
<code>xcelerate.grant.delegate</code>	Contains a comma-separated list of roles that are allowed to delegate assigned assets to other participants in the workflow. <b>Default value:</b> <code>blank</code>
<code>xcelerate.grant.delete</code>	Contains a comma-separated list of roles that are allowed to delete assets. <b>Default value:</b> <code>blank</code>
<code>xcelerate.grant.edit</code>	Contains a comma-separated list of roles that are allowed to edit assets. <b>Default value:</b> <code>blank</code>
<code>xcelerate.grant.inspect</code>	Contains a comma-separated list of roles that are allowed to inspect assets. <b>Default value:</b> <code>blank</code>
<code>xcelerate.grant.translate</code>	Contains a comma-separated list of roles that are allowed to translate assets. <b>Default value:</b> <code>blank</code>
<code>xcelerate.grant.placepage</code>	Contains a comma-separated list of roles that are allowed to place Page assets in the SitePlan tree. <b>Default value:</b> <code>blank</code>
<code>xcelerate.grant.preview</code>	Contains a comma-separated list of roles that are allowed to preview assets with their templates. <b>Default value:</b> <code>blank</code>
<code>xcelerate.grant.removefromgroup</code>	Contains a comma-separated list of roles that are allowed to remove assets from a workflow group. <b>Default value:</b> <code>blank</code>

**Table 14-1 (Cont.) Security Properties**

<b>Property</b>	<b>Description</b>
<code>xcelerate.grant.removefromworkflow</code>	Contains a comma-separated list of roles that are allowed to remove assets from workflow. <b>Default value:</b> blank
<code>xcelerate.grant.rollback</code>	Contains a comma-separated list of roles that are allowed to roll back assets to a previous version. <b>Default value:</b> blank
<code>xcelerate.grant.setExportData</code>	Contains a comma-separated list of roles that are allowed to set an export to disk (static publishing) starting point. <b>Default value:</b> blank
<code>xcelerate.grant.setnestedworkflow</code>	Contains a comma-separated list of roles that are allowed to set nested workflow. <b>Default value:</b> blank
<code>xcelerate.grant.setparticipants</code>	Contains a comma-separated list of roles that are allowed to set participants for workflow. <b>Default value:</b> blank
<code>xcelerate.grant.setprocessdeadline</code>	Contains a comma-separated list of roles that are allowed to set workflow process deadlines. <b>Default value:</b> blank
<code>xcelerate.grant.setstepdeadline</code>	Contains a comma-separated list of roles that are allowed to set a deadline on a workflow step. <b>Default value:</b> blank
<code>xcelerate.grant.share</code>	Contains a comma-separated list of roles that are allowed to share assets with other sites (other than the site the asset was originally created in). <b>Default value:</b> blank
<code>xcelerate.grant.showparticipants</code>	Contains a comma-separated list of roles that are allowed to see the participants for a workflow. <b>Default value:</b> blank
<code>xcelerate.grant.showstatus</code>	Contains a comma-separated list of roles that are allowed to see the status screen for assets.  The <b>Status</b> option is available in the <b>View</b> menu when you have an asset open in the Contributor interface. The Status page shows workflow and publishing information about the open asset. If the user belongs to one of the roles that is being granted the privilege to view the Status page, the <b>Status</b> option will be grayed out in the <b>View</b> menu. <b>Default value:</b> blank

**Table 14-1 (Cont.) Security Properties**

Property	Description
xcelerate.grant.showversion	<p>Contains a comma-separated list of roles that are allowed to see the list of versions for an asset.</p> <p><b>Note:</b> The <b>Show versions</b> icon is displayed on the asset's toolbar if the user belongs to one of the roles that is granted the privilege.</p> <p><b>Default value:</b> blank</p>
X-XSS-Protection	<p>Specifies the X-XSS-Protection HTTP response header that allows the web server to enable or disable the web browser's XSS protection mechanism. The following list provides the possible values and the respective implications of setting the value:</p> <p><b>Possible values:</b></p> <ul style="list-style-type: none"> <li>• 0: Disables XSS Protection</li> <li>• 1: Enables XSS Protection.</li> <li>• 1; mode=block: Enables XSS Protection and prevents the browser to render pages if a potential XSS reflection attack is detected.</li> </ul> <p><b>Default value:</b> 1</p> <p><b>Subcategory:</b> General</p>
X-Content-Type-Options	<p>Specifies the Anti-MIME-Sniffing header X-Content-Type-Options.</p> <p><b>Default value:</b> nosniff</p> <p><b>Subcategory:</b> General</p>

## ServletRequest Properties

The following topics provides information about each property categorized under **ServletRequest** in the WebCenter Sites `wcs_properties.json` file:

- [About the Properties in the ServletRequest Category](#)
- [Properties in the ServletRequest Category](#)

### 15.1 About the Properties in the ServletRequest Category

ServletRequest properties specify configurations for certain types of requests (for example, a portal request or a Satellite Server request).

### 15.2 Properties in the ServletRequest Category

[Table 15-1](#) lists all of the **ServletRequest** properties in the JSON file.

**Table 15-1** *ServletRequest Properties*

Property	Description
<code>cs.contentType.UTF-8</code>	The preferred content type string used when decoding incoming http parameters. This property is designed for use with Japanese language installations, where the user intends to override <code>shift_jis</code> with a special encoding.  For example: In Japanese environments with encoding such as Cp943C, set the value to: <code>cs.contentType.shift_jis=Cp943C</code> <b>Default value:</b> UTF-8
<code>cs.srequest.charset</code>	This property defines the CS forms character encoding parameter. <b>Default value:</b> <code>_charset_</code>
<code>cs.srequest.contentType</code>	The default content type string used when streaming text. <b>Default value:</b> <code>text/html; charset=UTF-8</code>
<code>cs.srequest.disksize</code>	Specifies the amount of data Satellite Server can store to memory before it stores the results on Disk. <b>Default value:</b> 102400
<code>path.BlobServer</code>	The servlet context path for the Blob Server servlet. <b>Default value:</b> <code>/&lt;wcsites.app.contextroot&gt;/BlobServer</code>
<code>path.CacheServer</code>	The servlet context path for the Cache Server servlet. <b>Default value:</b> <code>/&lt;wcsites.app.contextroot&gt;/CacheServer</code>

**Table 15-1 (Cont.) ServletRequest Properties**

Property	Description
<code>path.CatalogManager</code>	The servlet context path for the Catalog Manager servlet. <b>Default value:</b> <code>&lt;wcsites.app.contextroot&gt;/CatalogManager</code>
<code>path.ContentServer</code>	The servlet context path for the ContentServer servlet. <b>Default value:</b> <code>&lt;wcsites.app.contextroot&gt;/ContentServer</code>
<code>path.CookieServer</code>	The servlet context path for the Cookie Server servlet. <b>Default value:</b> <code>&lt;wcsites.app.contextroot&gt;/CookieServer</code>
<code>path.DispatchManager</code>	The servlet context path for the Dispatch Manager servlet. <b>Default value:</b> <code>&lt;wcsites.app.contextroot&gt;/DispatchManager</code>
<code>path.PageDispatchServer</code>	The servlet context path for the Page Dispatch Server servlet. <b>Default value:</b> <code>&lt;wcsites.app.contextroot&gt;/PageDispatchServer</code>
<code>path.SatelliteServer</code>	The servlet context path for the Satellite Server servlet on the host that will be most often accessed. Forced Satellite Server URIs will use this path as the servlet context path. <b>Default value:</b> <code>&lt;wcsites.app.contextroot&gt;/Satellite</code>
<code>path.SeedDispatchServer</code>	The servlet context path for the Seed Dispatch Server servlet. <b>Default value:</b> <code>&lt;wcsites.app.contextroot&gt;/SeedDispatchServer</code>
<code>path.SyncSeedDispatchServer</code>	The servlet context path for the Sync Seed Dispatch Server servlet. <b>Default value:</b> <code>&lt;wcsites.app.contextroot&gt;/SyncSeedDispatchServer</code>
<code>path.TreeManager</code>	The servlet context path for the Tree Manager servlet. <b>Default value:</b> <code>&lt;wcsites.app.contextroot&gt;/TreeManager</code>
<code>uri.assembler.1.classname</code>	Specifies the classname for the default URI assembler to be used by this instance of WebCenter Sites. Users may override this value and specify a different assembler that conforms to the <code>com.fatwire.cs.core.uri.QueryAssembler</code> interface. If the assembler specified by this class is unable to decode a URI, then WebCenter Sites will attempt to use the next ranked assembler to decode the URI. This process will continue until the URI is decoded. <b>Default value:</b> <code>com.fatwire.cs.core.uri.QueryAssembler</code>
<code>uri.assembler.1.shortform</code>	Specifies the short form name for the corresponding URI assembler. The short form is the name passed into <code>getURI</code> methods to identify which assembler to use; it is a nickname for the assembler. <b>Default value:</b> <code>query</code>



**Table 15-1 (Cont.) ServletRequest Properties**

Property	Description
<code>uri.assembler.2.classname</code>	<p>Specifies the classname for the second URI assembler to be used by this instance of WebCenter Sites. Users may override this value and specify a different assembler that conforms to the <code>com.fatwire.cs.core.uri.Assembler</code> interface.</p> <p>If the assembler specified by this class is unable to decode a URI, then WebCenter Sites will attempt to use the next ranked assembler to decode the URI. This process will continue until the URI is decoded.</p>
<code>uri.assembler.2.shortform</code>	<p>Specifies the short form name for the corresponding URI assembler. The short form is the name passed into <code>getURI</code> methods to identify which assembler to use; it is a nickname for the assembler.</p>
<code>uri.assembler.3.classname@</code>	<p>Specifies the classname for the third URI assembler to be used by this instance of WebCenter Sites. Users may override this value and specify another assembler that conforms to the <code>com.fatwire.cs.core.uri.Assembler</code> interface.</p> <p>If the assembler specified by this class is unable to decode a URI, then WebCenter Sites will attempt to use the next ranked assembler to decode the URI. This process will continue until the URI is decoded.</p> <p><b>Default value:</b> <code>com.fatwire.firstsite.uri.FSIIAssembler</code></p>
<code>uri.assembler.3.shortform@</code>	<p>Specifies the short form name for the corresponding URI assembler. The short form is the name passed into <code>getURI</code> methods to identify which assembler to use; it is a nickname for the assembler.</p> <p><b>Default value:</b> <code>fsii</code></p>



---

## SiteCapture Properties

The following topics provides information about each property associated with the **SiteCapture** category in the WebCenter Sites `wcs_properties.json` file.

- [About the Properties in the SiteCapture Category](#)
- [SiteCapture Properties](#)

### 16.1 About the Properties in the SiteCapture Category

The properties in the WebCenter Sites `wcs_properties.json` file categorized under SiteCapture are set during the WebCenter Sites: SiteCapture installation. These properties specify information such as the URL of the Site Capture application and the user name and password of the WebCenter Sites general administrator.

### 16.2 SiteCapture Properties

[Table 16-1](#) provides a description for each of the properties in the JSON file that are associated with the **SiteCapture** category.

**Table 16-1 SiteCapture Properties**

Property	Description
<code>sitecapture.url</code>	For a single-server installation, specify the URL of the Site Capture application. For a clustered installation, specify the URL of the Site Capture load balancer. <b>Possible value:</b> <code>&lt;sitecapture_protocol&gt;://&lt;sitecapture_host&gt;:&lt;sitecapture_port&gt;/__admin</code> <b>Default value:</b> <code>http://localhost:80/__admin</code>
<code>sitecapture.cas.url</code>	Specifies the CAS application the Site Capture application points to. <b>Possible value:</b> <code>&lt;sitecapture_cas_protocol&gt;://&lt;sitecapture_cas_host&gt;:&lt;sitecapture_cas_port&gt;/__admin</code> <b>Default value:</b> <code>http://localhost:80/__admin</code>
<code>sitecapture.cs.username</code>	Specifies the user name of the WebCenter Sites general administrator exactly as it was specified during the Site Capture installation process. <b>Possible value:</b> RestAdmin user <b>Default value:</b> <code>fwadmin</code>

**Table 16-1 (Cont.) SiteCapture Properties**

<b>Property</b>	<b>Description</b>
<code>sitecapture.cs.password</code>	<p>Specifies the WebCenter Sites general administrator password exactly as it was specified during the Site Capture installation process.</p> <p><b>Possible value:</b> Password for the RestAdmin user</p> <p><b>Default value:</b> xceladmin</p>

---

# Oracle WebCenter Sites: Visitor Services Properties

The following topics provide information about each property associated with the Oracle WebCenter Sites: Visitor Services category in the WebCenter Sites `wcs_properties.json` file.

- [About the Properties in the Visitor Services Category](#)
- [Properties in the Visitor Services Category](#)

## 17.1 About the Properties in the Visitor Services Category

Oracle WebCenter Sites: Visitor Services is a component that identifies website visitors by assigning each visitor a unique ID, gathers and enriches visitor profiles from multiple channels based on the visitor's identity, merges raw visitor profiles into an aggregated profile based on aggregation rules, and makes these profiles available for targeting, testing, and analysis.

The properties in the WebCenter Sites `wcs_properties.json` file categorized under Visitor Services specify values for the configuration parameters required by the Visitor Services component.

## 17.2 Properties in the Visitor Services Category

[Table 17-1](#) provides a description for each of the properties in the JSON file that are associated with the **Visitor Services** category.

**Table 17-1 Visitor Services Properties**

Property	Description
<code>wcsites.visitors.auth.password</code>	The password which the Visitor Services application uses for basic authentication protection. See the <code>visitors.rest.authtype</code> property.
<code>wcsites.visitors.auth.user</code>	The user name which the Visitor Services application uses for basic authentication protection. See the <code>visitors.rest.authtype</code> property.
<code>visitors.rest.authalias</code>	Defines the Visitor Services authentication alias which is used to connect to Visitor Services with LDAP.
<code>visitors.rest.authheader</code>	Defines the header used when using LDAP to connect to Visitor Services.
<code>visitors.rest.authtype</code>	Defines the authentication type required to connect to Visitor Services.

**Table 17-1 (Cont.) Visitor Services Properties**

<b>Property</b>	<b>Description</b>
<code>visitors.rest.url</code>	The URL to Visitor Services. For example, <code>http://localhost:7080/visitorapp</code>

---

## UI Properties

The following topics provide information about each property associated with the UI category in the WebCenter Sites `wcs_properties.json` file:

- [About the Properties in the UI Category](#)
- [Properties in the UI Category](#)

### 18.1 About the Properties in the UI Category

Properties categorized under **UI** in the WebCenter Sites `wcs_properties.json` file control the appearance of and components displayed in the WebCenter Sites Contributor and Admin interfaces.

### 18.2 Properties in the UI Category

[Table 18-1](#) provides a description for each of the properties in the JSON file that are associated with the **UI** category.

**Table 18-1** *UI Properties*

Property	Description
<code>advancedUI.enableAssetForms</code>	<p>Used to enable and disable the WebCenter Sites Admin interface for content contributors. Access to the following assets is affected:</p> <ul style="list-style-type: none"> <li>• All flex assets and their parent assets</li> <li>• All basic assets</li> <li>• Oracle WebCenter Sites: Engage assets, such as recommendations, segments and promotions</li> <li>• Query, Collection, and Page assets</li> </ul> <p>By default, this property is set to <code>false</code>, which disables the WebCenter Sites Admin interface for content contributors. The assets listed above cannot be created, edited, searched for, or deleted, except from the Oracle WebCenter Sites: Contributor interface, where they are supported by default.</p> <p><b>Note:</b> In the Contributor interface, asset types and assets intended for developers are either available only for inspection or they are inaccessible. They must be accessed from the WebCenter Sites Admin interface.</p> <p><b>Default value:</b> <code>false</code></p>

**Table 18-1 (Cont.) UI Properties**

Property	Description
<code>cs.disableSWFFlashUploader</code>	This property is used to enable and disable the Flash uploader. <b>Default value:</b> <code>false</code>
<code>cs.tree.defaultFunction.child</code>	This property allows you to specify how a child asset will open when a user double-clicks a child tree node in the Contributor interface. <b>Possible values:</b> <code>open, inspect, edit</code> <b>Default value:</b> <code>open</code> <b>Note:</b> If this property is set to <code>open</code> and a user double-clicks a child that is already open in a tab, that asset is displayed in the tab, in the view in which the asset is currently displayed. If the child is not currently open in a tab, the asset opens in its Inspect view.
<code>cs.tree.defaultFunction.parent</code>	This property allows you to specify how a parent asset will open when a user double-clicks a parent tree node in the Contributor interface. <b>Possible values:</b> <code>browse, open, inspect, edit</code> <b>Default value:</b> <code>browse</code> <b>Note:</b> When this property is set to <code>browse</code> , double-clicking a parent tree node opens a Browse tab that lists all the child assets associated with that parent asset. If this property is set to <code>open</code> and a user double-clicks a parent that is already open in a tab, that parent is displayed in the tab, in the view in which the parent is currently displayed. If the parent is not currently open in a tab, the parent opens in its Inspect view.
<code>ckeditor.showIncludedElementInSpan</code>	This property should only be set to <code>true</code> if the included assets in the CKEditor field should be shown in <code>span</code> tag. If set to <code>false</code> , CKEditor determines between <code>span</code> and <code>div</code> tag implicitly after validating the content of the included asset. <b>Default value:</b> <code>false</code>
<code>form.defaultMaxValues</code>	Default maximum values for multi valued attributes in the asset forms. <b>Default value:</b> <code>-1</code>
<code>xcelerate.adminacl</code>	Specifies the ACL that users must be assigned so they can access administrator functions (that is, any of the functions that appear on the Admin tab in the WebCenter Sites Admin interface). <b>Possible Values:</b> Any defined ACL <b>Default value:</b> <code>xceladmin</code> <b>Note:</b> If you change the value of this property to a different ACL, be sure to assign that ACL to all the tables that currently have the <code>xceladmin</code> ACL assigned to them.



**Table 18-1 (Cont.) UI Properties**

Property	Description
<code>xcelerate.asset.shareToAllAllowed</code>	Specifies whether assets can be shared to all sites. <b>Possible values:</b> true   false <b>Default value:</b> true
<code>xcelerate.crosssiteassign</code>	Specifies whether users from more than one site can participate in the same workflow process. <b>Possible values:</b> true   false <b>Default value:</b> true
<code>xcelerate.defaultpreviewurlgenerator</code>	Set to the preview generator name to generate URLs for preview, if no site-specific one is described. <b>Default value:</b> Standard
<code>xcelerate.previewhost</code>	One of two properties that enable the preview host feature, this property defines the protocol, server, and port for the preview host to use. For information about this feature, see <i>Maintaining Separate Browser Sessions for Preview in Oracle Fusion Middleware Administering Oracle WebCenter Sites</i> . If you provide a value for this property, use the following syntax: http://<servername>:<port>
<code>xcelerate.previewervlet</code>	One of two properties that enable the preview host feature, this property specifies which servlet the preview host should use. For information about this feature, see <i>Maintaining Separate Browser Sessions for Preview in Oracle Fusion Middleware Administering Oracle WebCenter Sites</i> . <b>Default value:</b> Satellite
<code>xcelerate.previewurlpagename</code>	Set to the name of page to generate URLs for preview. <b>Default value:</b> OpenMarket/Xcelerate/UIFramework/ShowPreviewFrames <b>Note:</b> Do not change the value of this property.
<code>xcelerate.restrictSiteTree</code>	Specifies whether users, other than administrators, can toggle the tree on in the WebCenter Sites Admin interface when it is configured to be toggled off by default (that is, the <code>xcelerate.showSiteTree</code> property is set to false). Set to true to enable only users with the xceladmin ACL to be able to toggle the tree back on. <b>Default value:</b> false For more information about this feature, see <i>Oracle Fusion Middleware Administering Oracle WebCenter Sites</i> .

**Table 18-1 (Cont.) UI Properties**

Property	Description
<code>xcelerate.searchResultCols</code>	<p>Specifies which columns are shown in the search results and publishing screens in the Admin interface. It does not control the order in which the columns are displayed.</p> <p><b>Default value:</b>  <code>name,modified,locale,startDate,endDate,assetType</code></p>
<code>xcelerate.showSiteTree</code>	<p>Specifies whether the tree is displayed by default when any user logs in to the WebCenter Sites Admin interface.</p> <p>Set to <code>false</code> if you want the tree to be toggled off by default.</p> <p><b>Default value:</b> <code>true</code></p> <p>For more information about this feature, see <i>Oracle Fusion Middleware Administering Oracle WebCenter Sites</i>.</p>
<code>xcelerate.treehierassettype</code>	<p>Enables hierarchical display mode for SiteEntry, CSElement, Template, and Recommendation assets.</p> <p>The value of this property is a comma-delimited list of asset types that should be displayed in a hierarchy.</p> <p>Asset types whose assets should not be displayed in a hierarchy should not be included in the list.</p> <p>The hierarchical structure is based on the "/" in the asset name. Each "/" in the asset name represents one hierarchy level. For example, /AssetName is the top level, //AssetName is the next level, and so on.</p> <p><b>Default value:</b>  <code>SiteEntry,CSElement,Template,Recommendation</code></p>
<code>xcelerate.treetabmanagerclasses</code>	<p>The class that implements ITreeTabManager to provide tree tab descriptions for WebCenter Sites.</p> <p><b>Default value:</b>  <code>com.openmarket.xcelerate.treetab.TreeTabManager</code></p> <p><b>Note:</b> The default is provided here for reference only. Do not change the value of this property.</p>

**Table 18-1 (Cont.) UI Properties**

Property	Description
<code>xcelerate.treeMaxNodes</code>	<p>When the number of items to display exceeds the value defined in the <code>xcelerate.treeMaxNodes</code> property, categorized assets (AviSports, Tennis Articles, Basketball Articles, and so on) are properly delimited with a Next and Previous button that allows the users to load the articles in sets of X assets. However, uncategorized assets are not delimited. However, the current tree design in contributor user interface doesn't allow this process at the root(tab) level as multiple tab contents are displayed at the root level.</p> <p><b>Default value:</b> 100</p> <p>For more information about this feature, see <i>Oracle Fusion Middleware Administering Oracle WebCenter Sites</i>.</p>
<code>xcelerate.treeType</code>	<p>Specifies the kind of tree that is used in the WebCenter Sites Admin interface.</p> <p><b>Possible values:</b> <code>DojoTree</code> or a value that specifies a customized replacement tree.</p> <p><b>Default value:</b> <code>DojoTree</code></p> <p>Do not change this property without first consulting Oracle support personnel. If you need to change this property, you need to customize the standard product.</p>
<code>xcelerate.enableinsite</code>	<p>Enables or disables Web Mode (in the Contributor interface) for this WebCenter Sites system. A value of <code>true</code> enables Web Mode.</p> <p><b>Default value:</b> <code>true</code></p> <p>Do not enable Web Mode on your WebCenter Sites delivery system.</p>
<code>cc.useLegacyInputNames</code>	<p>Specifies the boolean that WebCenter Sites uses to determine the input names of attributes on FlexAsset/Parent forms. Turn this property on if you need to support custom attribute editors that have not been updated to the new format.</p> <p><b>Default value:</b> <code>false</code></p>
<code>cc.attrDisplayStyle</code>	<p>The field to display (name or description) to describe attributes on a FlexAsset or FlexGroup ContentForm or ContentDetails form.</p> <p><b>Possible values:</b> <code>name</code> or <code>description</code></p> <p><b>Default value:</b> <code>description</code></p>



---

## User Properties

The following topics provide information about each property associated with the **User** category in the `wcs_properties.json` file:

- [About the Properties in the User Category](#)
- [Properties in the User Category](#)

### 19.1 About the Properties in the User Category

Properties categorized under **User** in the WebCenter Sites `wcs_properties.json` file are related to implementing WebCenter Sites users. This includes creating and registering user names with LDAP and the WebCenter Sites database tables. For information about the WebCenter Sites properties categorized under **User** in the `wcs_properties.json` file, see [Properties in the User Category](#).

### 19.2 Properties in the User Category

[Table 19-1](#) provides a description for each of the properties in the JSON file that are associated with the **User** category.

**Table 19-1** *User Properties*

Properties	Description
<code>baseDN</code>	<p>Specifies the distinguished name for the root to use by default for searches and for prepending to the names for attribute values that require a DN type.</p> <p><b>Default value:</b> <code>o=ContentServer</code></p> <p>Do not change the value of this property. Because the authentication module sets the <code>currentUser</code> session variable to a fully qualified name, WebCenter Sites assumes that all names returned from the search are fully qualified.</p>
<code>className.Attribute</code>	<p>Specifies the name of the concrete class to implement the interface <code>Attribute</code>.</p> <p>Do not change the value of this property unless you are integrating with LDAP.</p> <p><b>Default value:</b> <code>javax.naming.directory.BasicAttribute</code></p>

**Table 19-1 (Cont.) User Properties**

Properties	Description
<code>className.Attributes</code>	<p>Specifies the name of the concrete class to implement the interface <code>Attributes</code>.</p> <p>Do not change the value of this property unless you integrate with LDAP.</p> <p><b>Default value:</b> <code>javax.naming.directory.BasicAttributes</code></p>
<code>className.IDir</code>	<p>With the <a href="#">className.IName</a> property, specifies which user manager module your system is using.</p> <p><b>Possible values:</b></p> <ul style="list-style-type: none"> <li>WebCenter Sites: <code>com.openmarket.directory.cs.CSDir</code></li> <li>LDAP: <code>com.openmarket.directory.jndi.JNDIDir</code></li> </ul> <p><b>Default value:</b> <code>com.openmarket.directory.cs.CSDir</code></p> <p>Do not change the value of this property unless you are integrating with LDAP.</p>
<code>className.IFactory</code>	<p>Specifies the name of the concrete class to implement the interface <code>IFactory</code>.</p> <p><b>Default value:</b> <code>com.openmarket.directory.common.Factory</code></p> <p>Do not change the value of this property unless you are integrating with LDAP.</p>
<code>className.IName</code>	<p>With the <a href="#">className.IDir</a> property, specifies which user manager module your system is using.</p> <p><b>Possible values:</b></p> <ul style="list-style-type: none"> <li>WebCenter Sites: <code>com.openmarket.directory.cs.CSName</code></li> <li>LDAP: <code>com.openmarket.directory.jndi.NameWrapper</code></li> </ul> <p><b>Default value:</b> <code>com.openmarket.directory.cs.CSName</code></p> <p>Do not change the value of this property unless you are integrating with LDAP.</p>

**Table 19-1 (Cont.) User Properties**

Properties	Description
<code>className.IUserDir</code>	<p>Specifies the name of the concrete class to implement interface <code>IUserDir</code>.</p> <p><b>Possible values:</b></p> <ul style="list-style-type: none"> <li>WebCenter Sites: <code>com.openmarket.directory.cs.CSDir</code></li> <li>LDAP: <code>com.openmarket.directory.jndi.LDAPUserDir</code></li> </ul> <p><b>Default value:</b> <code>com.openmarket.directory.cs.CSDir</code></p> <p>Do not change the value of this property unless you are integrating with LDAP.</p>
<code>className.JNDIName</code>	<p>Specifies the name of the concrete class to implement the interface <code>JNDIName</code>.</p> <p><b>Default value:</b> <code>javax.naming.CompundName</code></p> <p>Do not change the value of this property unless you are integrating with LDAP.</p>
<code>cleandns</code>	<p>Specifies how the strings for distinguished names are stored in the WebCenter Sites database.</p> <p>If set to <code>true</code>, the Directory Services API extracts distinguished names from the directory server, and then removes extra spaces from them and then changes all the upper-case letters to lower-case letters before storing the strings in the WebCenter Sites database.</p> <p><b>Possible values:</b> <code>true</code>   <code>false</code></p> <p><b>Default value:</b> <code>false</code></p> <p><b>Note:</b> Do not set this value to <code>true</code> if you are upgrading from an earlier version of WebCenter Sites. If you do, you must manually change any existing DNS strings that are stored in the WebCenter Sites tables. Also, if you set it to <code>true</code>, you must also verify that the <a href="#">syntax.ignorecase</a> property is also set to <code>true</code>.</p>
<code>cn</code>	<p>Specifies the name of the attribute in the directory server that serves as the group name attribute.</p> <p><b>Possible values:</b></p> <ul style="list-style-type: none"> <li>WebCenter Sites and NT: <code>cn</code></li> <li>LDAP, iPlanet: <code>cn</code></li> <li>LDAP, Active Directory: <code>cn</code></li> </ul> <p><b>Default value:</b> <code>cn</code></p>
<code>cs.manageACL</code>	<p>Specifies the class that replaces the default WebCenter Sites ACL name-to-privilege mask function.</p> <p>Do not change the value of this property.</p>

**Table 19-1 (Cont.) User Properties**

Properties	Description
<code>cs.manageproperty</code>	Specifies the <code>wcs_properties.json</code> file which contains properties specific to the user or ACL management being used. For example, if you specify <code>cs.manageUser</code> , <code>cs.manageACL</code> , or <code>cs.manageUserAccess</code> .
<code>cs.manageUser</code>	<p>Specifies which user manager plug-in to use with this WebCenter Sites system.</p> <ul style="list-style-type: none"> <li>If you are using the default WebCenter Sites plug-in, the value is blank. WebCenter Sites will use database authentication and authorization.</li> <li>If you are using LDAP, the value is: <code>com.openmarket.directory.jndi.auth.JNDILogin</code></li> <li>If you are using NT authentication, the value is: <code>com.FutureTense.NTUserGroups.ValidateLogin.NTUserGroupsLogin</code></li> </ul> <p>This property is set when your WebCenter Sites system is integrated with LDAP or a different external system. Do not change its value after installation. By default, the value is blank.</p> <p><b>Note:</b> When this property is set, the <code>cs.manageproperty</code> must also be set.</p>
<code>cs.manageUserAccess</code>	Specifies which user manager plug-in to use with this WebCenter Sites system.
<code>cs.manageUserSystem</code>	<p>Applies only when your WebCenter Sites system is using NT authentication (that is, <code>cs.manageUser</code> points to the NT plug-in).</p> <p>Specifies a comma-separated list of NT domain names that WebCenter Sites uses to authenticate users.</p> <p>Authentication is done in the order specified by the list of domains. A user is declared a valid user if his username/password combination is found in any of those domains.</p> <p>Specify the local system with a period (.) character.</p> <p>If <code>cs.manageUser</code> points to the NT plug-in, but there are no domain names set for this property, WebCenter Sites attempts authentication on the local NT domain only.</p> <p>This value was set during installation.</p>
<code>cs.ssovalidator</code>	<p>This property points to the SSO validator plug-in.</p> <p><b>Default value:</b> <code>com.fatwire.wem.sso.cas.cs.plugin.SSOValidatorPlugin</code></p>



**Table 19-1 (Cont.) User Properties**

Properties	Description
defaultGroupAttrs	<p>Specifies the attribute name/value pairs that are set for every descendent of the entry specified by the <a href="#">groupparent</a> property.</p> <p>This property must be set before you install WebCenter Sites. WebCenter Sites uses this information to create the default groups that it needs during the installation.</p> <p>Values must be entered in the x-www-form-urlencoded format.</p>
defaultPeopleAttrs	<p>Specifies the attribute name/value pairs that are set for every descendent of the entry specified by the <a href="#">peopleparent</a> property.</p> <p>This property must be set before you install WebCenter Sites. WebCenter Sites uses this information to create the default users that it needs during the installation.</p> <p>Values must be entered in the x-www-form-urlencoded format.</p>
defaultReaderACLs	<p>The ACL list to be assigned to DefaultReader by Login Module.</p> <p><b>Default value:</b> <code>Browser, Visitor</code></p>
groupparent	<p>Specifies the entry to use as the parent of all WebCenter Sites entries of type <code>Group</code>.</p> <p><b>Possible values:</b></p> <ul style="list-style-type: none"> <li>• WebCenter Sites and Windows Server: <code>ou=groups</code></li> <li>• LDAP: <code>ou=groups,dc=&lt;companyname&gt;,dc=com</code></li> <li>• LDAP, Active Directory: <code>cn=groups,dc=&lt;companyname&gt;,dc=com</code></li> </ul>
java.naming.factory.initial	<p>Specifies the initial factory class to use. The value of this property should be the fully qualified class name of the factory class that will create an initial context.</p> <p>Do not change the value of this property.</p> <p><b>Default value:</b> <code>com.sun.jndi.ldap.LdapCtxFactory</code></p>
java.naming.security.authentication	<p>Specifies the security level to use. Its value is one of the following strings: <code>none</code>, <code>simple</code>, <code>strong</code>.</p> <p>If this property is unspecified, the security level is determined by the service provider.</p> <p><b>Default value:</b> <code>simple</code></p>

**Table 19-1 (Cont.) User Properties**

Properties	Description
<code>jndi.baseURL</code>	<p>Specifies the server name and port number of the directory server.</p> <p>The value uses the following format: <code>ldap://&lt;hostname&gt;:&lt;port&gt;</code></p> <p><b>Default value:</b> <code>ldap://localhost:389</code></p>
<code>jndi.connectAsUser</code>	<p>Specifies whether WebCenter Sites needs a designated user account to query the directory server for user attribute information.</p> <p>If set to <code>true</code>, <code>jndi.connectAsUser</code> specifies a WebCenter Sites login to the LDAP server. This means that WebCenter Sites queries the directory server for information as the user who is logged in to the WebCenter Sites system and is making the inquiry. For example, when an administrator examines user information in the WebCenter Sites Admin interface, WebCenter Sites makes the inquiry as that user (admin, for example.)</p> <p>If set to <code>false</code>, <code>jndi.connectAsUser</code> specifies a direct login to the LDAP server. This means there must be a valid username/password combination specified for the <a href="#">jndi.login</a> and <a href="#">jndi.password</a> properties; WebCenter Sites uses that user account to make inquiries.</p> <p><b>Default value:</b> <code>true</code></p>
<code>jndi.context.referral</code>	<p>Specifies how referrals encountered by the service provider are to be processed. If this property is not specified, the default is determined by the service provider.</p>
<code>jndi.custom</code>	<p>System property.</p> <p>Do not enter a value for this property.</p> <p>Specifies other spi-specific variables to pass into the <code>javax.naming.context</code>. Syntax follows x-www-form-urlencoded format.</p>
<code>jndi.login</code>	<p>Applies only when <a href="#">jndi.connectAsUser</a> is set to <code>false</code>.</p> <p>Specifies the fully qualified, fully distinguished name of the user account that WebCenter Sites uses to query the directory server.</p>
<code>jndi.password</code>	<p>Applies only when <a href="#">jndi.connectAsUser</a> is set to <code>false</code>.</p> <p>Specifies the password of the user account that WebCenter Sites uses to query the directory server. This value is encrypted.</p>

**Table 19-1 (Cont.) User Properties**

Properties	Description
<code>jndi.poolConnections</code>	<p>Applies only when <code>jndi.connectAsUser</code> is set to <code>false</code>.</p> <p>If this property is set to <code>true</code>, the system will create a pool of <code>DirContent</code> connections.</p> <p>If set to <code>false</code>, <code>jndi.poolsize</code> is ignored.</p> <p><b>Default value:</b> <code>false</code></p>
<code>jndi.poolsize</code>	<p>Indicates the size of the pool.</p> <p><b>Default value:</b> <code>20</code></p> <p>This property is ignored if <code>jndi.poolConnections</code> is set to <code>false</code>.</p>
<code>ldap.caseAware</code>	<p>Specifies whether the LDAP Server is case sensitive for the queries.</p> <p><b>Default value:</b> <code>false</code></p>
<code>loginattribute</code>	<p>Specifies the name of the attribute in the directory server that serves as the user login attribute.</p> <p><b>Default value:</b> <code>uid</code></p>
<code>memberof</code>	<p>Specifies the name of the user attribute that contains information about the user's groups.</p> <p>If a user's membership in a group is specified by the <code>uniquemember</code> attribute on the group, leave this property blank.</p> <p>If the group membership of a user is specified by an attribute of the user, specify the name of that attribute here.</p> <p><b>Possible values:</b></p> <ul style="list-style-type: none"> <li>LDAP, WebLogic embedded LDAP: <code>wlsmemberof</code></li> <li>LDAP, SunONE Identity Server: <code>memberof</code></li> </ul>
<code>ntlogin.DefaultACL</code>	<p>NT user manager plug-in only.</p> <p>A comma-separated list of any ACLs that should be assigned to all users by default.</p> <p>By default, this value is blank.</p>
<code>ntlogin.DefaultReaderACL</code>	<p>NT user manager plug-in only.</p> <p>The ACL list to be assigned to the account that is used as the default reader account.</p> <p><b>Default value:</b> <code>Browser</code></p>
<code>ntlogin.DefaultReaderID</code>	<p>NT user manager plug-in only.</p> <p>The user name to be used as the default reader account.</p> <p><b>Default value:</b> <code>DefaultReader</code></p> <p>This value can be blank.</p>

**Table 19-1 (Cont.) User Properties**

Properties	Description
ntlogin.DefaultReaderPW	<p>NT user manager plug-in only.</p> <p>The password for the user name that the NT authentication module uses as the default reader account. Required if there is a value for <a href="#">ntlogin.DefaultReaderID</a>.</p> <p><b>Default value:</b> SomeReader. The value is encrypted.</p>
ntlogin.LogFile	<p>NT user manager plug-in only.</p> <p>The complete path to the file where debug information from the NT authentication module should be written. (Used only when <a href="#">ntlogin.Logging</a> is set to true.)</p>
ntlogin.Logging	<p>NT user manager plug-in only.</p> <p>Enables or disables debugging for the NT authentication module.</p> <p><b>Possible values:</b> true   false</p>
objectclass	Systemn property used for WebCenter Sites runtime.
objectclassGroup	<p>Specifies the name of the base object that signifies a WebCenter Sites group.</p> <p><b>Possible values:</b></p> <ul style="list-style-type: none"> <li>WebCenter Sites: groupofuniquenames</li> <li>LDAP, iPlanet: groupofuniquenames</li> <li>LDAP, Active Directory: group</li> </ul> <p><b>Default value:</b> groupofuniquenames</p>
objectclassPerson	<p>Specifies the name of the base object that signifies a WebCenter Sites user (person). The DIR.LISTUSERS tag uses the value set for this property to differentiate user entries from group or other entries.</p> <p><b>Default value:</b> person</p>
password	<p>Specifies the name of the attribute in the directory server that serves as the password attribute.</p> <p><b>Possible values:</b></p> <ul style="list-style-type: none"> <li>WebCenter Sites and NT: password</li> <li>LDAP: userPassword</li> <li>LDAP, Active Directory: password</li> </ul> <p>Be sure to change the username and password from the defaults.</p> <p><b>Default value:</b> password</p>

**Table 19-1 (Cont.) User Properties**

Properties	Description
<code>peopleparent</code>	<p>Specifies the entry to use as the parent of all WebCenter Sites entries of type <code>User</code>.</p> <p><b>Possible values:</b></p> <ul style="list-style-type: none"> <li>WebCenter Sites and NT: <code>ou=people</code></li> <li>LDAP: <code>cn=people,dc=&lt;companyname&gt;,dc=com</code></li> <li>LDAP, Active Directory: <code>cn=users,dc=&lt;companyname&gt;,dc=com</code></li> </ul> <p><b>Default value:</b> <code>ou=People</code></p>
<code>requiredGroupAttrs</code>	<p>Specifies the attributes that every descendent of the entry specified by the <code>groupparent</code> property must have values for.</p> <p>Values must be entered in the <code>x-www-form-urlencoded</code> format.</p>
<code>requiredPeopleAttrs</code>	<p>Specifies the attributes that every descendent of the entry specified by the <code>peopleparent</code> property must have values for.</p> <p>Values must be entered in the <code>x-www-form-urlencoded</code> format.</p>
<code>search.returnLimit</code>	<p>Specifies the maximum number of entries to return. To obtain all the entries that satisfy the search criteria, set the value to 0.</p>
<code>search.scope</code>	<p>Specifies to what depth in the hierarchy a search reaches: search just the specified or current node, or search the nodes under that node.</p> <p><b>Default value:</b> 2 (which means search all nodes under the stated node)</p>
<code>search.timeoutVal</code>	<p>Specifies the number of seconds to wait for results before returning an error.</p> <p>A value of 0 means to wait until the network timeout limit ends the wait.</p> <p><b>Default value:</b> 0</p>
<code>singlesignon</code>	<p>If set to <code>true</code>, enables single sign-on for an authentication plug-in that supports single sign-on.</p> <p><b>Default value:</b> <code>true</code></p>
<code>syntax.beginquote</code>	<p>Specifies the string that delimits the beginning of a quoted string.</p> <p><b>Default value:</b> <code>'</code></p>
<code>syntax.beginquote2</code>	<p>Specifies an alternative to the value specified for the <code>syntax.beginquote</code> property.</p>
<code>syntax.custom</code>	<p>Specifies classJNDIName-specific variables to pass into the <code>classIName</code> constructor. Syntax follows <code>x-www-form-urlencoded</code> format.</p>

**Table 19-1 (Cont.) User Properties**

Properties	Description
<code>syntax.direction</code>	<p>Specifies the direction in which the components in a designated name are read.</p> <p><b>Possible values:</b></p> <p><code>left_to_right</code></p> <p><code>right_to_left</code></p> <p><code>flat</code></p> <p><b>Default value:</b> <code>right_to_left</code></p>
<code>syntax.endquote</code>	<p>Specifies the string that delimits the end of a quoted string.</p> <p><b>Default value:</b> <code>'</code></p>
<code>syntax.endquote2</code>	<p>Specifies an alternative to the value specified for <a href="#">syntax.endquote</a>.</p>
<code>syntax.escape</code>	<p>Specifies the escape string for overriding separators, escapes, and quotes.</p> <p>If you are using special characters, such as <code>'</code>, <code>+</code>, <code>-</code>, <code>'</code>, and so on, in DN, you cannot use <code>\</code> as an escape string.</p> <p><b>Default value:</b> <code>\\</code></p>
<code>syntax.ignorecase</code>	<p>Specifies whether strings are case-sensitive.</p> <p>Set to <code>false</code> if the uppercase and the lowercase version of a letter character should be considered as different characters. (That is, "admin" and "Admin" should be interpreted as different words.)</p> <p>Set to <code>true</code> if you want the uppercase and the lowercase version of a letter character to be considered as the same character. (That is "admin" and "Admin" should be interpreted as the same string.)</p> <p><b>Default value:</b> <code>true</code></p> <p><b>Note:</b> If you set the <a href="#">cleandns</a> property to <code>true</code>, you must also set this property's value to <code>true</code>.</p>
<code>syntax.separator</code>	<p>Specifies the separator character used between atomic name components.</p> <p>This property is required unless <a href="#">syntax.direction</a> is set to a value of <code>flat</code>.</p> <p><b>Default value:</b> <code>,</code></p>
<code>syntax.separatorava</code>	<p>Specifies the separator character used to separate multiple attribute/value pairs. Typically the comma character (<code>,</code>) is used.</p> <p><b>Default value:</b> <code>,</code></p>
<code>syntax.separatorypeval</code>	<p>Specifies the separator character used to separate an attribute from its value. For example, the equals symbol (<code>=</code>) is used.</p> <p><b>Default value:</b> <code>=</code></p>

**Table 19-1 (Cont.) User Properties**

Properties	Description
<code>syntax.trimblanks</code>	<p>Specifies whether spaces and whitespace characters are significant or should be ignored (trimmed) when evaluating a string.</p> <p>Set to <code>true</code> if spaces should be ignored.</p> <p>Set to <code>false</code> if spaces should be considered when evaluating a string.</p> <p><b>Default value:</b> <code>false</code></p>
<code>uniquemember</code>	<p>Specifies the name of the attribute in the directory server that serves as the group assignment attribute.</p> <p><b>Possible values:</b></p> <ul style="list-style-type: none"> <li>• WebCenter Sites and NT: <code>uniquemember</code></li> <li>• LDAP, iPlanet: <code>uniquemember</code></li> <li>• LDAP, Active Directory: <code>member</code></li> </ul> <p><b>Default value:</b> <code>uniquemember</code></p>
<code>username</code>	<p>Specifies the name of the attribute in the directory server that serves as the user name attribute.</p> <p><b>Possible values:</b></p> <ul style="list-style-type: none"> <li>• WebCenter Sites and NT: <code>username</code></li> <li>• LDAP, iPlanet: <code>uid</code></li> <li>• LDAP, Active Directory: <code>sAMAccount</code></li> </ul> <p><b>Default value:</b> <code>username</code></p>
<code>xcelerate.displayablenameattr</code>	<p>The name of the user attribute that specifies the displayable name, if different from the login name.</p>
<code>xcelerate.emailattr</code>	<p>Specifies the name of the user attribute that is used to identify a user's e-mail address to your WebCenter Sites system. These attributes are kept in the <code>SystemUserAttr</code> table.</p> <p><b>Default value:</b> <code>mail</code></p>
<code>xcelerate.localeattr</code>	<p>Specifies the name of the user attribute that identifies the locale that a user specifies if you have more than one language pack installed on your WebCenter Sites system.</p> <p><b>Default value:</b> <code>locale</code></p>
<code>xcelerate.pubrolesattr</code>	<p>Specifies the name of the user attribute that lists the roles that the user has for publication.</p> <p>This property is only used if <code>xcelerate.usermanagerclass</code> is set to <code>com.openmarket.xcelerate.user.LDAPAttrUserManager</code>.</p> <p>This is combined with the publication id to obtain the attribute name containing the roles the user has for the publication.</p> <p>If a value is not set, the <code>UserPublication</code> table is used.</p>

**Table 19-1 (Cont.) User Properties**

Properties	Description
<code>xcelerate.sitenameattr</code>	<p>Specifies the naming attribute of the site entries.</p> <p>This property is only used if <code>xcelerate.usermanagerclass</code> is set to <code>com.openmarket.xcelerate.user.LDAPSchemaUserManager</code>.</p> <p>By default, this value is blank, which means that information about a user's roles is stored in the <code>UserPublication</code> table.</p> <p>If there is a value specified for this property, the <code>xcelerate.usermanagerclass</code>, and <code>xcelerate.sitesroot</code> properties must also be configured correctly.</p>
<code>xcelerate.sitesattr</code>	<p>Specifies the name of the user attribute describing which publications the user has roles for.</p> <p>This property is used only if <code>xcelerate.usermanagerclass</code> is set to <code>com.openmarket.xcelerate.user.LDAPAttrUserManager</code>.</p> <p>If there is a value for this property, it is combined with the value of the <code>pubid</code> column and the value for the <code>xcelerate.pubrolesattr</code> property to determine a user's access rights in the WebCenter Sites interfaces.</p> <p>By default, this value is blank, which means that information about a user's roles is stored in the <code>UserPublication</code> table.</p>
<code>xcelerate.sitesroot</code>	<p>Specifies the root node (dn) under which sites are located.</p> <p>This property is used only if <code>xcelerate.usermanagerclass</code> is set to <code>com.openmarket.xcelerate.user.LDAPSchemaUserManager</code>.</p> <p>By default, this value is blank, which means that information about a user's roles is stored in the <code>UserPublication</code> table.</p> <p>If there is a value specified for this property, the <code>xcelerate.usermanagerclass</code> and <code>xcelerate.sitenameattr</code> properties must also be configured correctly.</p>
<code>xcelerate.timezoneattr</code>	<p>Specifies the name of the user attribute that identifies the timezone set for your WebCenter Sites system.</p> <p><b>Default value:</b> <code>timezone</code></p>
<code>xcelerate.userimageattr</code>	<p>This property points to the <code>imagesrc</code> attribute in the WEM Framework user's account (accessible from the WEM Admin interface). The attribute contains image data in a base 64 encoded string. This property fetches the image.</p> <p><b>Default value:</b> <code>userimage</code></p>



---

## WebCenter Sites User Defined Properties

User defined properties are properties added by WebCenter Sites users (usually administrators or developers) to the WebCenter Sites `wcs_properties.json` file.

The following topics provide information about user defined properties:

- [About WebCenter Sites User Defined Properties](#)
- [User Defined Properties for WebCenter Sites](#)

### 20.1 About WebCenter Sites User Defined Properties

WebCenter Sites user defined properties are properties that can be manually added to the WebCenter Sites `wcs_properties.json` file to enable optional WebCenter Sites features.

Certain WebCenter Sites features require properties that are not available in the WebCenter Sites `wcs_properties.json` file by default. In these cases, an administrator or developer must create the property in the `wcs_properties.json` file, using the Property Management Tool in the WebCenter Sites Admin interface. For example, when you implement resultset caching, you can create up to three properties for any WebCenter Sites database table for which you want to set caching values.

For information about adding properties to the WebCenter Sites `wcs_properties.json` file, see [Adding Properties](#).

### 20.2 User Defined Properties for WebCenter Sites

The table below provides a description for each user defined property you can add to the WebCenter Sites `wcs_properties.json` file.

**Table 20-1 WebCenter Sites User Defined Properties**

Property	Description
cs.approvalLockStriping	<p>Used to specify whether approval locking is</p> <ul style="list-style-type: none"> <li>• global and default (<code>false</code>) or</li> <li>• per target (<code>true</code>), which prevents targets from competing for approval and publishing activities. Setting this property to <code>true</code> requires you to add a non-null column named <code>cs_target</code> to the <code>ApprovalQueue</code> table. The column's data type must match the value of the <code>cc.bigint</code> property (in the WebCenter Sites <code>wcs_properties.json</code> file).</li> </ul> <p>If you wish to switch back from approval locking per target to default behavior (that is, global lock), remove the <code>cs_target</code> column from the <code>ApprovalQueue</code> table, and then set <code>cs.approvalLockStriping</code> to <code>false</code> (or remove this property, as by default it is <code>false</code>).</p>
cs.invalMemWindow	<p>This property applies to the <code>inCache</code> framework. It is used to define the size of the <code>FW_InvalidationMemory</code> table in terms of a data storage period, in seconds, for that table. The data storage period is a rolling window.</p> <p>For example, if the property is set to 20000, 20,000 seconds worth of data can be accumulated in the table. As additional data continues to arrive, it is stored, while data older than 20,000 seconds is purged by the table's cleanup mechanism. For more information about the <code>inCache</code> framework and <code>FW_InvalidationMemory</code> table, see <i>Using The inCache Framework in the Oracle Fusion Middleware WebCenter Sites Administrator's Guide</i>.</p> <p>If you wish to use this property, add it to the WebCenter Sites <code>wcs_properties.json</code> file and set it to your required value. If the property is not added, WebCenter Sites uses the default value.</p> <p><b>Default value:</b> 259200 (that is, 3 days)</p>

**Table 20-1 (Cont.) WebCenter Sites User Defined Properties**

Property	Description
cs.childfoldercount	<p>Specifies the maximum number of child folders that WebCenter Sites can generate in parent folders under subdirectories of &lt;wcs_shared&gt;/Shared. Child folders are numbered subfolders that WebCenter Sites generates inside the parent folders.</p> <p>For example, if this property is set to 300, WebCenter Sites will generate no more than 300 child folders in parent folders under &lt;wcs_shared&gt;/Shared/ccurl.</p> <p>If you wish to use this property, you must add it to WebCenter Sites <code>wcs_properties.json</code> file. If it is not added, WebCenter Sites uses the default value. Note that when this property is used, the existing child folder structure remains as is. Child folders that are no longer used will need to be deleted manually.</p> <p>If you also need to specify the maximum number of parent folders that WebCenter Sites can generate, use the <code>cs.parentfoldercount</code> property.</p> <p><b>Default value:</b> 1024</p>
cs.parentfoldercount	<p>Specifies the maximum number of parent folders that WebCenter Sites can generate in subdirectories of &lt;wcs_shared&gt;/Shared. Parent folders are the first level of numbered folders generated by WebCenter Sites. For example, if this property is set to 500, WebCenter Sites will generate no more than 500 parent folders in &lt;wcs_shared&gt;/Shared/ccurl (where flex assets are stored).</p> <p>If you wish to use this property, you must add it to the WebCenter Sites <code>wcs_properties.json</code> file. If it is not added, WebCenter Sites uses the default value. Note that when this property is used, the existing parent folder structure remains as is. Parent folders that are no longer used will need to be deleted manually.</p> <p>Within the parent folders, WebCenter Sites generates child folders. If you wish to specify the maximum number of child folders that can be generated, use the <code>cs.childfoldercount</code> property.</p> <p><b>Default value:</b> 1024</p>

**Table 20-1 (Cont.) WebCenter Sites User Defined Properties**

Property	Description
cs.TempObjectsDaysToKeep	<p>Used to specify the number of days that data is stored in the TempObjects table. For example, if you specify a value of 7 for this property, then any data stored in the TempObjects table that is older than 7 days is deleted by the CleanTempObjects event (which is specified in the SystemEvents table and runs everyday at midnight to remove old data from the TempObjects table).</p> <p><b>Legal value:</b> Integer &gt; 0</p> <p><b>Default value:</b> 5</p> <p><b>Note:</b> By default, this property is not present in the WebCenter Sites wcs_properties.json file and its value is set to 5. To change the value of this property, you must manually add this property to the WebCenter Sites wcs_properties.json file.</p>
cc.tablenameKey	<p>To add a key for a new table in the WebCenter Sites database, add this property to the WebCenter Sites wcs_properties.json file, where <i>tablename</i> is the name of the new table.</p>
ft.servletoutputstream	<b>Default value:</b> false
rtd.choicIdpattern	<p>If the Oracle Real-Time Decisions (RTD) engine is integrated with WebCenter Sites, add this property to the WebCenter Sites wcs_properties.json file. You can use this property to configure how the RTD dynamic choice ID values are constructed. Choice ID values are used in the RTD Decision Center as choice labels for assets. A choice ID pattern ensures that each asset has a unique choice ID, an asset will not appear more than once in the Decision Center, and that users can easily locate an item (asset) in the user interface of the Decision Center.</p> <p><b>Default Value:</b></p> <pre>rtd.choiceId.pattern={assettype} : {name} ({assetid}</pre> <p>where {assettype} is the type of asset, {name} is the name of the asset, and {assetid} is the numeric ID of the asset.</p>
rtd.host	<p>If the Oracle Real-Time Decisions (RTD) engine is integrated with WebCenter Sites, add this tag to the WebCenter Sites wcs_properties.json file and set the value as the URL on which Oracle RTD is running.</p>

**Table 20-1 (Cont.) WebCenter Sites User Defined Properties**

Property	Description
rtd.inline.service.name	<p>If the Oracle Real-Time Decisions (RTD) engine is integrated with WebCenter Sites, add this tag to the WebCenter Sites <code>wcs_properties.json</code> file and set the value as the name of the Oracle RTD inline service.</p>
vis.useSessionVisitorConnection	<p>This property determines whether Engage visitors will be tracked through the database- or memory-centric method, which improves the performance of heavily trafficked sites featuring Engage assets. In memory-centric tracking, WebCenter Sites stores visitor scalar attribute values to the add-on repository, and visitor history attribute values to its own database. All computations to determine a visitor's segments are performed in memory; results are cached.</p> <p>By default, this property is not automatically included in the WebCenter Sites <code>wcs_properties.json</code> file, in which case its value is understood to be <code>false</code> (that is, database-centric).</p> <p>This property must be set on the delivery system in one of the following ways:</p> <ul style="list-style-type: none"> <li>• If you wish to enable the database-centric method, set this property to <code>false</code>, leave it blank, or omit it from the file.</li> <li>• If you wish to enable the memory-centric method, set this property to <code>true</code> and ensure that supporting template code exists on the delivery system (in its absence, Engage visitors will be incorrectly tracked). For information about required code, see Visitor Tables (Engage) in the <i>Oracle Fusion Middleware WebCenter Sites Developer's Guide</i>.</li> </ul> <p>On content management systems, this property must be either set to <code>false</code> or omitted, given that visitor attributes are created and managed only on CM systems that are enabled for database-centric tracking. Management of visitor attributes is not supported on delivery systems; the attributes must be published to the delivery systems.</p>

**Table 20-1 (Cont.) WebCenter Sites User Defined Properties**

<b>Property</b>	<b>Description</b>
<code>xcelerate.useDimensionAssets</code>	<p>This property is supported only on delivery systems. This property controls whether a WebCenter Sites delivery system queries the Dim and DimP database tables for Dimension assets.</p> <p>If you do not use Dimension assets (that is, for multilingual support), do the following to prevent your delivery system from unnecessarily querying the Dim and DimP tables: Add this property to the WebCenter Sites <code>wcs_properties.json</code> file and set it to <code>false</code>. Then, set <code>Dcs.disable.dimensions.in.ui</code> for the JVM to <code>true</code> in the application server startup script.</p>

---

# Part II

---

## Satellite Server JSON File

The Satellite Server `wcs_properties.json` file is made available when you install Satellite Server with WebCenter Sites. The properties in the Satellite Server `wcs_properties.json` file mirror the values set for the Satellite properties in the WebCenter Sites `wcs_properties.json` file. The Satellite Server Import/Export Utility is used to set properties in the Satellite Server `wcs_properties.json` file.

The following topics provide information about each property in the Satellite Server `wcs_properties.json` file and instructions for using the Satellite Server Import/Export Utility to modify the values of these properties:

- [Managing Satellite Server JSON File Properties](#)
- [Core Properties in the Satellite Server JSON File](#)
- [CORS Properties in the Satellite Server JSON File](#)
- [Satellite Properties in the Satellite Server JSON File](#)
- [ServletRequest Properties in the Satellite Server JSON File](#)
- [Satellite Server User Defined Properties](#)





---

## Managing Satellite Server JSON File Properties

Satellite Server properties are located in the Satellite Server `wcs_properties.json` file. The Satellite Server `wcs_properties.json` file is located in the Satellite Server `config` directory (specified during installation). To manage the properties in the Satellite Server `wcs_properties.json` file, WebCenter Sites provides the Satellite Server Import/Export Utility.

The following topics provide information and instructions about managing the Satellite Server JSON file properties using the Import/Export Utility:

- [About the Satellite Server JSON File](#)
- [Overview of the Satellite Server Import/Export Utility](#)
- [Using the Import/Export Utility to Manage Satellite Server Properties](#)
- [Adding Properties to the Satellite Server JSON File](#)

### 21.1 About the Satellite Server JSON File

WebCenter Sites provides the Satellite Server `wcs_properties.json` file which contains all the properties required by Satellite Server. The Satellite Server JSON file is located in the Satellite Server `config` directory (specified during installation). To manage the properties in the Satellite Server JSON file, WebCenter Sites provides the Satellite Server Import/Export Utility.

To access the Satellite Server Import/Export Utility, you must run a command line prompt by invoking the `COM.FutureTense.Properties.Key/ValueStoreImportExport` class. For instructions, see [Using the Import/Export Utility to Manage Satellite Server Properties](#).

### 21.2 Overview of the Satellite Server Import/Export Utility

The Satellite Server Import/Export Utility is used to update property values in the Satellite Server `wcs_properties.json` file.

The Import/Export Utility enables users to extract the properties from the Satellite Server `wcs_properties.json` file into a property file format (`.ini` or `.properties`) to their local system. Once you update the desired properties, you then run an import command to import your changes into the Satellite Server `wcs_properties.json` file. When the WebCenter Sites system is restarted, your property changes are updated on all Satellite Server instances.

### 21.3 Using the Import/Export Utility to Manage Satellite Server Properties

To update Satellite Server properties, invoke the `COM.FutureTense.Properties.KeyValueStoreImportExport` class to run the

import and export commands for Satellite Server properties. The instructions below provide commands for Windows systems only. If you are running the commands on a Unix system, the commands are identical, however, the path separators are colons instead of semicolons.

---



---

**Note:**

The Satellite Server Import/Export Utility does not support the following functions:

- Flush flag.
  - Adding custom properties to the Satellite Server JSON file. For instruction on adding custom properties, see [Adding Properties to the Satellite Server JSON File](#).
- 
- 

1. Open a command prompt window.
2. Export the Satellite Server properties with the following command:

```
>java -cp "<SATELLITE_SERVER_PRODUCT_HOME>/lib/
*;<SATELLITE_SERVER_PRODUCT_HOME>/lib/oracle/*;<path_to_config_folder>" -
Djava.protocol.handler.pkgs="" -Dsites.config="<path_to_config_folder>"
COM.FutureTense.Properties.KeyValueStoreImportExport export
<path_to_properties_file>
```

Where `<path_to_properties_file>` is the name of the properties file (.ini or .properties) to which you want to export the Satellite Server properties in a key=value pair format.

The utility creates the property file in the directory you specified in the export command.

3. Navigate to and then open the property file in a text editor. The properties are listed in a key=value format. Modify the values of the desired properties and then save the property file.
4. Import the updated properties into the Satellite Server JSON file with the following command:

```
>java -cp "<SATELLITE_SERVER_PRODUCT_HOME>/lib/
*;<SATELLITE_SERVER_PRODUCT_HOME>/lib/oracle/*;<path_to_config_folder>" -
Djava.protocol.handler.pkgs="" -Dsites.config="<path_to_config_folder>"
COM.FutureTense.Properties.KeyValueStoreImportExport import
<path_to_properties_file>
```

The properties you modified are updated in the Satellite Server `wcs_properties.json` file.

## 21.4 Adding Properties to the Satellite Server JSON File

To enable certain Satellite Server features, you must manually add properties to the Satellite Server `wcs_properties.json` file. For example, if `inCache` is enabled, you can add the `propagatecache` property to the `wcs_properties.json` file to enable page propagation among cluster nodes.

To add properties to the Satellite Server `wcs_properties.json` file:

1. Navigate to the Satellite Server `config` directory (specified during installation), and open the `wcs_properties.json` file in a text editor.
2. Add the property to the Satellite Server `wcs_properties.json` file in the following format:

```
{
  "key": "<property name>",
  "value": "<property value>",
  "valid_values": [""],
  "defaultValue": "<property value>",
  "category": "Satellite",
  "subcategory": "",
  "global": true,
  "hide": false,
  "readonly": false,
  "deprecated": false,
  "description": "Description of property"
}
```

3. Save and close the Satellite Server `wcs_properties.json` file.
4. Restart Satellite Server for your changes to take affect.



---

# Core Properties in the Satellite Server JSON File

The following topics provide information about the Core category and the properties categorized under Core in the Satellite Server `wcs_properties.json` file:

- [About the Core Properties in the Satellite Server JSON File](#)
- [Properties in the Core Category in the Satellite Server JSON File](#)

## 22.1 About the Core Properties in the Satellite Server JSON File

The Core property in the Satellite Server `wcs_properties.json` file reflects the value set for the `site.prefix` Core property in the WebCenter Sites `wcs_properties.json` file.

## 22.2 Properties in the Core Category in the Satellite Server JSON File

The table below provides a description for each of the properties categorized under the Core category in the Satellite Server `wcs_properties.json` file.

**Table 22-1 Core properties in the Satellite Server JSON File**

Property	Description
<code>site.prefix</code>	<p>Comma separated list of unique site prefixes required for resolving vanity URLs using the rewriter filter. By default, this list contains a unique prefix for each sample site installed on your system.</p> <p>For information about the rewriter filter, see <i>Oracle Fusion Middleware Administering Oracle WebCenter Sites</i>.</p> <p><b>Default value:</b> <code>fsii, avi</code></p>



---

## CORS Properties in the Satellite Server JSON File

The following topics provide information about the CORS category and the properties categorized under CORS in the Satellite Server `wcs_properties.json` file:

- [About the CORS Properties in the Satellite Server JSON File](#)
- [Properties in the CORS Category in the Satellite Server JSON File](#)

### 23.1 About the CORS Properties in the Satellite Server JSON File

The CORS properties in the Satellite Server `wcs_properties.json` file correlate to the CORS properties in the WebCenter Sites `wcs_properties.json` file.

The properties that configure the Cross-Origin Resource Sharing (CORS) mechanism for Satellite Server are categorized under the **CORS** category. These properties allow resources to be requested from domains outside of the WebCenter Sites domain.

When a request from a domain outside of WebCenter Sites is made for a WebCenter Sites resource, the browser "preflights" the request by soliciting supported domain methods from WebCenter Sites with an `HTTP OPTIONS` request header. Upon approval from WebCenter Sites, CORS sends the request with the `HTTP` request method. WebCenter Sites can also notify clients whether "credentials" (including Cookies and `HTTP Authentication` data) should be sent with requests.

### 23.2 Properties in the CORS Category in the Satellite Server JSON File

The following table provides a description for each CORS-related property in the Satellite Server `wcs_properties.json` file.

**Table 23-1** *Properties in the CORS Category in the Satellite Server JSON File*

Property	Description
<code>cors.allowCredentials</code>	Specifies whether user credentials, such as cookies, <code>HTTP authentication</code> , or client-side certificates are supported in cross origin requests (CORS). <b>Default value:</b> <code>false</code>

**Table 23-1 (Cont.) Properties in the CORS Category in the Satellite Server JSON File**

Property	Description
<code>cors.allowOrigin</code>	<p>Comma-separated list of origins (in the format: &lt;scheme&gt;://&lt;host&gt;:&lt;port&gt;) that are allowed to access WebCenter Sites resources from a domain other than the WebCenter Sites domain.</p> <p><b>Default value:</b> * which allows any domain to access WebCenter Sites resources.</p>
<code>cors.maxAge</code>	<p>Use this property to specify an integer that indicates the maximum amount of time the results of a preflight request can be cached by the client.</p>
<code>cors.supportedMethods</code>	<p>Defines the cross domain request HTTP methods supported by WebCenter Sites.</p> <p><b>Default value:</b> GET, HEAD, POST, OPTIONS</p>



---

## Satellite Properties in the Satellite Server JSON File

The following topics provide information about the properties categorized under **Satellite** in the Satellite Server `wcs_properties.json` file:

- [About the Satellite Category in the Satellite Server JSON File](#)
- [Satellite Properties in the Satellite Server JSON File](#)

### 24.1 About the Satellite Category in the Satellite Server JSON File

Properties categorized under **Satellite** in the Satellite Server `wcs_properties.json` file describe how the **Satellite** servlets communicate with WebCenter Sites.

Satellite Server is installed by default on the server that hosts your WebCenter Sites application. Properties categorized under **Satellite** configure the local **Satellite** servlet.

### 24.2 Satellite Properties in the Satellite Server JSON File

Table provides a description for each of the properties categorized under **Satellite** in the Satellite Server `wcs_properties.json` file.

**Table 24-1** *Satellite Properties in the Satellite Server JSON File*

Property	Description
<code>bbservice</code>	<p>This value is the servlet path for the Blob Server servlet. It is used to tell Satellite Server where to go to resolve <code>satellite.blob</code> tags.</p> <p>Typical values include <code>/NASApp/cs/BlobServer</code> for iPlanet and <code>/servlet/BlobServer</code> for servlet runners.</p> <p><b>Default value:</b> <code>/&lt;wcsites.app.contextroot&gt;/BlobServer</code></p>
<code>cache_folder</code>	<p>Applies to only legacy page caching. This property specifies the location of disk based cache data. If this property is left blank, cached data will be stored in the context's temp folder.</p> <p><b>Default value:</b> blank</p>

**Table 24-1 (Cont.) Satellite Properties in the Satellite Server JSON File**

Property	Description
cache_max	<p>Applies only to legacy page caching. This property specifies the maximum number of objects to maintain in the cache. Objects are removed from the cache if the size specified is exceeded; an LRU method is used to manage cache size limits.</p> <p><b>Default value:</b> 1000000</p>
contentserver.installation.folder	<p>Applies to installations in which Satellite Server and WebCenter Sites are running in the same web application and must therefore share the user's session. This property specifies the path to the WebCenter Sites installation, enabling Satellite Server to access WebCenter Sites resources.</p> <p>Possible values:</p> <ul style="list-style-type: none"> <li>• blank, if Satellite Server is running in a web application other than WebCenter Sites.</li> <li>• &lt;cs_installation_dir&gt; if Satellite Server is running in the same web application as WebCenter Sites.</li> </ul> <p><b>Default value:</b> &lt;wcsites.home&gt;</p>
cookieprefix	<p>Satellite Server maintains a session between itself and the remote host on behalf of the client. Satellite Server needs to know the name of the session ID cookie the application server uses so that it can be properly tracked.</p> <p>Enter the possible session cookie name prefixes here, separated by a semicolon. If left blank, a default set will be used.</p> <p><b>Default value:</b> JSESSIONID;WebLogicSession;GX_SESSIONID</p>

**Table 24-1 (Cont.) Satellite Properties in the Satellite Server JSON File**

<b>Property</b>	<b>Description</b>
<code>cs.satellitehosts</code>	<p>Specifies the host names of the servers that are hosting Satellite servlets that the CacheManager on this server (the one that hosts WebCenter Sites) needs to communicate with.</p> <p>Enter a comma-separated list of host names. The value for each host must include the path to the WebCenter Sites servlets.</p> <p>Use the following format: <code>http://&lt;hostname:port&gt;/&lt;servlet&gt;/</code></p> <p>You can use https or special ports, if necessary. If required by your configuration, be sure to specify a fully-qualified domain name.</p> <p>The Satellite servlet that resides on this server is listed by default.</p>
<code>cs.satelliteusers</code>	<p>Specifies the user names for the Satellite Server hosts. Note that the user name for the Satellite servlet on this server is listed by default.</p> <p>Enter a comma-separated list of user names in the order that matches the list of passwords that you specified in the <code>cs.satellitepassword</code> property.</p>

**Table 24-1 (Cont.) Satellite Properties in the Satellite Server JSON File**

Property	Description
expiration	<p>Applies to inCache page caching and legacy page caching. This property specifies expiration information (in the form of a <code>COM.FutureTense.Util.TimePattern</code> string) for all cached objects that do not have this information specified elsewhere.</p> <p>The expiration information for an object can be specified in the <code>cachecontrol</code> attribute on the <code>satellite.page</code> (and related) tags. For pages, expiration information can also be specified in the SiteCatalog's <code>sscachefifo</code> column. For binary objects, the default value for the <code>cachecontrol</code> attribute is specified in the WebCenter Sites <code>wcs_properties.json</code> file.</p> <p>Note that the outermost wrapper page of any request cannot specify an override, so this property is the only place where it can be controlled.</p> <p><b>Default value:</b> <code>5:0:0 */**</code></p> <p>This means that everything in the Satellite Server cache expires every day at 5:00 a.m. The format is as follows:</p> <pre>&lt;hours&gt;:&lt;minutes&gt;:&lt;seconds&gt; &lt;daysOfWeek&gt;/&lt;daysOfMonth&gt;/ &lt;months&gt;</pre> <p><b>Possible values:</b></p> <ul style="list-style-type: none"> <li>• <code>&lt;hours&gt;</code>: 0 through 23, where 0 is midnight</li> <li>• <code>&lt;minutes&gt;</code>: 0 through 59</li> <li>• <code>&lt;seconds&gt;</code>: 0 through 59</li> <li>• <code>&lt;daysofweek&gt;</code>: 0 through 6, where 0 is Sunday</li> <li>• <code>&lt;daysofmonth&gt;</code>: 1 through 31</li> <li>• <code>&lt;months&gt;</code>: 1 through 12</li> </ul> <p><b>Other possible values:</b></p> <ul style="list-style-type: none"> <li>• <code>never</code>, which means the page can expire only if the cache is full and it is the least recently used page.</li> <li>• <code>immediate</code>, which means to never cache the page.</li> </ul>

**Table 24-1 (Cont.) Satellite Properties in the Satellite Server JSON File**

Property	Description
file_size	<p>Applies to legacy page caching. This property specifies the size (in kilobytes) of objects that can be cached to disk. Smaller objects are retained in memory.</p> <p>This value should be adjusted for system RAM, disk speed, and so on.</p> <p><b>Default value:</b> 250</p>
formation	<p>The Satellite servlet converts WebCenter Sites URLs that you GET or POST to into Satellite URLs. This property specifies which string to replace in the WebCenter Sites URL to create a Satellite URL.</p> <p>This value is case sensitive.</p> <p>Effective in Satellite Server 6, use the new <code>satellite.form</code> tag for all forms.</p> <p><b>Default value:</b> <code>action=\“ContentServer \“</code></p>
globally_replace_contentserver	<p>If this property is set to <code>true</code>, Satellite Server will parse through all processable pages returned from WebCenter Sites and replace all instances of the string described by the <code>formation</code> property with the string described by the <code>newformation</code> property. It will also replace any occurrence of <code>ContentServer</code> with the string described by the <code>servlet</code> property.</p> <p><b>Default value:</b> <code>false</code></p>
hidden.encrypted	<b>Default value:</b> <code>false</code>
host	<p>The name of the remote host system running WebCenter Sites that the Satellite engine is caching requests for.</p>
modify.passwords	<p>Enables you to modify passwords in Remote Satellite Server. The value of this property must be set to <code>true</code> to enable password modification.</p> <p><b>Default value:</b> <code>false</code></p>

**Table 24-1 (Cont.) Satellite Properties in the Satellite Server JSON File**

Property	Description
<code>newformaction</code>	<p>Specifies the replacement string in URLs to be GET'ed or POST'ed to the locally mapped servlet.</p> <p>This value is case sensitive.</p> <p>Effective in Satellite Server 6, use the new <code>satellite.form</code> tag for all forms.</p> <p><b>Default value:</b> <code>action=\"Satellite\"</code></p>
<code>oracle.wcsites.satelliteserver.registered</code>	<p>Specifies whether Satellite Server is registered with WebCenter Sites.</p> <p><b>Default value:</b> <code>false</code></p>
<code>port</code>	<p>The port number for communicating with the WebCenter Sites host.</p> <p><b>Default value:</b> <code>80</code></p>
<code>product.installation.type</code>	<p>Defines the name of the installation.</p> <p><b>Possible values:</b> <code>Sites</code> or <code>RSS</code> (Remote Satellite Server)</p>
<code>protocol</code>	<p>The communication protocol between the Satellite Server host and the WebCenter Sites host (generally <code>http://</code> or <code>https://</code>).</p> <p>Note that setting the protocol to <code>https://</code> will not ensure secure communications. You still need to get a certificate.</p>
<code>security.keys.created</code>	<p>Indicates whether security keys are created. When security keys are created, this property is set to <code>true</code> automatically.</p> <p>Do not modify the value of this property.</p> <p><b>Default value:</b> <code>false</code></p>
<code>service</code>	<p>This value is the servlet path for the WebCenter Sites servlet.</p> <p>It is used to tell Satellite Server where to go to resolve <code>satellite.page</code> tags.</p> <p>Typical values include <code>/NASApp/cs/ContentServer</code> for iPlanet and <code>/servlet/ContentServer</code> for servlet runners.</p> <p><b>Default value:</b> <code>/&lt;wcsites.app.contextroot&gt;/ContentServer</code></p>

**Table 24-1 (Cont.) Satellite Properties in the Satellite Server JSON File**

Property	Description
<code>servlet</code>	<p>Specifies the URL pattern used to identify the Satellite Server servlet. Satellite Server will rewrite links and forms to use this URL pattern if pages are properly designed.</p> <p><b>Default value:</b> <code>Satellite</code></p>
<code>sessionid.cookie.prefix</code>	<p>Users can now specify the prefix that is prepended to the session id cookie.</p> <p>The session id cookie is the session id cookie for the host (WebCenter Sites). Satellite Server needs to pass the session id cookie to the client in order to maintain a session between WebCenter Sites and the client.</p> <p>The cookie must be renamed, so it does not conflict with the session cookie that Satellite Server uses. The configurable prefix allows users who know the name of the session id cookie to construct the full cookie name. This can be used in a servlet filter or other mechanism to support custom functionality.</p> <p><b>Default value:</b> <code>SS_X_</code></p>
<code>sharesession</code>	<p>Specifies whether the ContentServer servlet and the Satellite servlet share the user session.</p> <p>If Satellite Server is running remotely, set this to false; if Satellite server and ContentServer are co-resident, set this property to true.</p> <p>If this property is not set appropriately, user-specific information may be inconsistent between pages.</p> <p><b>Default value:</b> <code>true</code></p>
<code>ss.username</code>	<p>The username for the Satellite Server user, on the Satellite Server side. This must match the value for the <code>wcsites.satelliteserver.username</code> property.</p>
<code>transparent.content-type.pattern</code>	<p>A regular expression denoting content types that may contain nested components such as pagelets, links to other WebCenter Sites pages, or links to blobs.</p> <p><b>Default value:</b> <code>text/. *   .xml . *</code></p>

**Table 24-1 (Cont.) Satellite Properties in the Satellite Server JSON File**

<b>Property</b>	<b>Description</b>
username	<p>Specifies the name of the attribute in the directory server that serves as the user name attribute.</p> <p><b>Possible values:</b></p> <ul style="list-style-type: none"><li>• WebCenter Sites and NT: uniquemember</li><li>• LDAP, iPlanet: uid</li><li>• LDAP, Active Directory: sAMAccount</li></ul>



---

## ServletRequest Properties in the Satellite Server JSON File

The following topics provide information about the properties categorized under **ServletRequest** in the Satellite Server `wcs_properties.json` file:

- [About the ServletRequest Properties in the Satellite Server JSON File](#)
- [Properties in the ServletRequest Category in the Satellite Server JSON File](#)

### 25.1 About the ServletRequest Properties in the Satellite Server JSON File

ServletRequest properties specify configurations for certain types of requests (for example a portal request or a Satellite Server request).

### 25.2 Properties in the ServletRequest Category in the Satellite Server JSON File

Table provides a description for each of the properties categorized under the ServletRequest category in the Satellite Server `wcs_properties.json` file.

**Table 25-1** *ServletRequest Properties in the Satellite Server JSON File*

Property	Description
<code>cs.contentType.UTF-8</code>	The preferred content type string used when decoding incoming http parameters. This property is designed for use with Japanese language installations, where the user intends to override <code>shift_jis</code> with a special encoding.  For example: In Japanese environments with encoding such as Cp943C, set the value to: <code>cs.contentType.shift_jis=Cp943C</code> <b>Default value:</b> UTF-8
<code>cs.srequest.charset</code>	Defines the CS forms character encoding parameter.
<code>cs.srequest.contentType</code>	The default content type string used when streaming text. <b>Default value:</b> <code>text/html; charset=UTF-8</code>

**Table 25-1 (Cont.) ServletRequest Properties in the Satellite Server JSON File**

Property	Description
<code>cs.srequest.disksize</code>	Specifies the amount of data Satellite Server can store to memory before it stores the results on Disk. <b>Default value:</b> 102400
<code>path.BlobServer</code>	The servlet context path for the Blob Server servlet.
<code>path.CacheServer</code>	The servlet context path for the Cache Server servlet.
<code>path.CatalogManager</code>	The servlet context path for the Catalog Manager servlet. <b>Default value:</b> / <wcsites.app.contextroot>/ CatalogManager
<code>path.ContentServer</code>	The servlet context path for the ContentServer servlet.
<code>path.CookieServer</code>	The servlet context path for the Cookie Server servlet.
<code>path.DispatchManager</code>	The servlet context path for the Dispatch Manager servlet. <b>Default value:</b> / <wcsites.app.contextroot>/ DispatchManager
<code>path.PageDispatchServer</code>	The servlet context path for the Page Dispatch Server servlet. <b>Default value:</b> / <wcsites.app.contextroot>/ PageDispatchServer
<code>path.SatelliteServer</code>	The servlet context path for the Satellite Server servlet on the host that will be most often accessed. Forced Satellite Server URIs will use this path as the servlet context path.
<code>path.SeedDispatchServer</code>	The servlet context path for the Seed Dispatch Server servlet.
<code>path.SyncSeedDispatchServer</code>	The servlet context path for the Sync Seed Dispatch Server servlet.
<code>path.TreeManager</code>	The servlet context path for the Tree Manager servlet.

**Table 25-1 (Cont.) ServletRequest Properties in the Satellite Server JSON File**

Property	Description
uri.assembler.1.classname	<p>Specifies the classname for the default URI assembler to be used by this instance of WebCenter Sites. Users may override this value and specify a different assembler that conforms to the <code>com.fatwire.cs.core.uri.QueryAssembler</code> interface.</p> <p>If the assembler specified by this class is unable to decode a URI, then WebCenter Sites will attempt to use the next ranked assembler to decode the URI. This process will continue until the URI is decoded.</p> <p><b>Default value:</b> <code>com.fatwire.cs.core.uri.QueryAssembler</code></p>
uri.assembler.1.shortform	<p>Specifies the short form name for the corresponding URI assembler. The short form is the name passed into <code>getURI</code> methods to identify which assembler to use; it is a nickname for the assembler.</p> <p><b>Default value:</b> <code>query</code></p>
uri.assembler.2.classname	<p>Specifies the classname for the second URI assembler to be used by this instance of WebCenter Sites. Users may override this value and specify a different assembler that conforms to the <code>com.fatwire.cs.core.uri.Assembler</code> interface.</p> <p>If the assembler specified by this class is unable to decode a URI, then WebCenter Sites will attempt to use the next ranked assembler to decode the URI. This process will continue until the URI is decoded.</p>
uri.assembler.2.shortform	<p>Specifies the short form name for the corresponding URI assembler. The short form is the name passed into <code>getURI</code> methods to identify which assembler to use; it is a nickname for the assembler.</p>

**Table 25-1 (Cont.) ServletRequest Properties in the Satellite Server JSON File**

Property	Description
uri.assembler.3.classname	<p>Specifies the classname for the third URI assembler to be used by this instance of WebCenter Sites. Users may override this value and specify another assembler that conforms to the <code>com.fatwire.cs.core.uri.Assembler</code> interface.</p> <p>If the assembler specified by this class is unable to decode a URI, then WebCenter Sites will attempt to use the next ranked assembler to decode the URI. This process will continue until the URI is decoded.</p> <p><b>Default value:</b>  <code>com.fatwire.firstsite.uri.FSIIAssembler</code></p>
uri.assembler.3.shortform	<p>Specifies the short form name for the corresponding URI assembler. The short form is the name passed into <code>getURI</code> methods to identify which assembler to use; it is a nickname for the assembler.</p> <p><b>Default value:</b> <code>fsii</code></p>

---

## Satellite Server User Defined Properties

Certain Satellite Server features require a user (usually an administrator or developer) to add properties to the Satellite Server `wcs_properties.json` file.

The following topics provide information about the Satellite Server user defined properties:

- [About Satellite Server User Defined Properties](#)
- [User Defined Properties for Satellite Server](#)

### 26.1 About Satellite Server User Defined Properties

Certain Satellite Server features require properties that are not available in the Satellite Server `wcs_properties.json` file by default. In these cases, an administrator or developer must add the property manually to the Satellite Server `wcs_properties.json` file.

For instructions on adding properties to the Satellite Server `wcs_properties.json` file, see [Adding Properties to the Satellite Server JSON File](#).

### 26.2 User Defined Properties for Satellite Server

The table below provides a description for each user defined property you can add to the Satellite Server `wcs_properties.json` file.

**Table 26-1** *Satellite Server User Defined Properties*

Property	Description
<code>propagatecache</code>	Used to enable the propagation of pages among nodes that are enabled for inCache page caching. Information about inCache can be found in the <i>Oracle Fusion Middleware WebCenter Sites Administrator's Guide</i> .
<code>scratch.cleanup.schedule</code>	Specifies the frequency, in minutes, of the event that runs to clean up files in the Scratch folder generated by Satellite Server caching. The frequency should be determined from the volume of pages loaded into cache and the <code>file_size</code> property (in the Satellite Server <code>wcs_properties.json</code> file). The default location of the Scratch folder depends on the application server. The path can be configured by setting the <code>cache_folder</code> property (in the Satellite Server <code>wcs_properties.json</code> file). <b>Default value:</b> 2



# Part III

---

## Credential Store Properties

In Oracle WebCenter Sites, system password properties for WebCenter Sites and Satellite Server are encrypted and stored in a Credential Store.

The following topics provide information about the system and user properties that are encrypted and stored in the Credential Store:

- [Managing the Properties in the Credential Store](#)
- [WebCenter Sites Properties in the Credential Store](#)
- [Satellite Server Properties in the Credential Store](#)





---

# Managing the Properties in the Credential Store

The Credential Store for your WebCenter Sites system is created by your installation engineers. All system passwords created for WebCenter Sites and Satellite Server are encrypted and stored here.

The following topics provide information about the Credential Store and instructions for managing the WebCenter Sites and Satellite Server properties stored in the Credential Store:

- [About the Credential Store](#)
- [Managing the WebCenter Sites Properties in the Credential Store](#)
- [Managing Satellite Server Properties in the Credential Store](#)

## 27.1 About the Credential Store

Oracle WebCenter Sites encrypts and stores all WebCenter Sites and Satellite Server system password properties in the Credential Store. System properties are created during installation.

The Credential Store is an OPSS schema that your WebCenter Sites installation engineers create using the Repository Creation Utility (RCU) provided by WebLogic Server. When your installation engineers create a JRF domain, it provides the required security artifacts the domain uses to connect to the OPSS schema (the Credential Store). Each WebLogic JRF domain has a Credential Store attached to it. Any password property that you create for WebCenter Sites or Satellite Server is encrypted and then stored in the Credential Store on your system's domain. For more information about Credential Stores, see [Configuring Credential Store Properties](#).

During the WebCenter Sites and Satellite Server installations, initial system passwords are encrypted and stored in the Credential Store.

## 27.2 Managing the WebCenter Sites Properties in the Credential Store

Use the Property Management Tool in the Admin interface to modify the values of the WebCenter Sites properties stored in the Credential Store. Any changes you make to a WebCenter Sites Credential Store property from the Property Management Tool is automatically stored back in the Credential Store when you save your changes.

To manage the WebCenter Sites properties stored in the Credential Store:

1. Log in to WebCenter Sites with administrator credentials, select the name of a site, and then select the **Admin** interface icon.
2. In the **General Admin** tree, expand **Admin**, and then expand **System Tools**.

3. Under the **System Tools** node, double-click **Property Management**.

The Property Management Tool opens.

4. In the **Name** field, enter the name of the WebCenter Sites property stored in the Credential Store whose value you want to modify/view. For a list of WebCenter Sites properties stored in the Credential Store, see [WebCenter Sites Properties in the Credential Store](#).
5. Click **Search**.
6. Click the name of the property whose value you want to modify.  
The property details open.
7. In the **Value** field, enter a new value for the property.
8. Click **Save**.
9. Restart the managed server so the new value is updated in the Credential Store.

## 27.3 Managing Satellite Server Properties in the Credential Store

Use the Satellite Server `wcs_properties.json` file to manually modify Satellite Server properties stored in the Credential Store.

To manage Satellite Server properties in the Credential Store:

1. Navigate to the Satellite Server `config` directory (specified during installation), and open the `wcs_properties.json` file for Satellite Server in a text editor.
2. Find the `modify.passwords` property and change its value to `true`.
3. Manually add the Satellite Server Credential Store properties, whose values you want to modify, to the `wcs_properties.json` file of Satellite Server, in the following format:

```
"key":"<name of Satellite Server property>",  
"value":"<enter value here>",  
"valid_values":[""],  
"defaultValue":"<enter value here>",  
"category":"","  
"subcategory":"","  
"global":"true",  
"hide":true,  
"readonly":false,  
"restart_required":false,  
"deprecated":false,
```

In the `value` parameter, enter the new value for the property. For information about the Satellite Server properties in the Credential Store, see [Satellite Server Properties in the Credential Store](#).

4. Save the Satellite Server `wcs_properties.json` file.
5. Restart the managed server for your changes to take effect.

---

## WebCenter Sites Properties in the Credential Store

The table below provides a description for each WebCenter Sites property in the Credential Store.

**Table 28-1** *WebCenter Sites Properties in the Credential Store*

Property	Description
<code>cs.emailpassword</code>	Specifies the password for the e-mail account used by WebCenter Sites (specified by <code>cs.emailaccount</code> ).  A valid value is required to receive mail.
<code>cs.mirrorpassword</code>	Specifies the password for the mirror user on the target systems to which this system publishes. You set this value when you set up your WebCenter Sites system for publishing.  <b>Default value:</b> <code>dloginpassword -or- {AES}13971775C4B32520C2FFBA59200EE17E</code>  For information, see <i>Configuring Your System for Mirror to Server Publishing in Oracle Fusion Middleware Administering Oracle WebCenter Sites</i> .
<code>cs.privpassword</code>	Specifies the password for the database account name used for read/write access ( <code>cs.privuser</code> ). The value is encrypted.


**Table 28-1 (Cont.) WebCenter Sites Properties in the Credential Store**

Property	Description
<code>cs.satellitepassword</code>	<p>Specifies the passwords for the user accounts specified by the <code>cs.satelliteusers</code> property. Note that the password for the Satellite servlet on this server is listed by default.</p> <p>The value of this property is encrypted as a single string. Therefore, when you edit the value of this property, you must enter all the passwords for all the Satellite servlet hosts, including the comma delimiter.</p> <p>Enter a comma-separated list of passwords in the order that matches the order in which you enter the corresponding users for the <code>cs.satelliteusers</code> property. Be sure that the order of this list also matches the order of the list of host names provided for the <code>cs.satellitehosts</code> property.</p>
<code>jndi.password</code>	<p>Applies only when <code>jndi.connectAsUser</code> is set to <code>false</code>.</p> <p>Specifies the password of the user account that WebCenter Sites uses to query the directory server. This value is encrypted.</p>
<code>sitecapture.cs.password</code>	<p>Specifies the WebCenter Sites general administrator password exactly as it was specified during the Site Capture installation process.</p> <p><b>Possible value:</b> Password for the RestAdmin user</p> <p><b>Default value:</b> <code>xceladmin</code></p>
<code>ss.password</code>	<p>The password for the Satellite Server user, on the Satellite Server side. This is encrypted, using a two-way hash function.</p>
<code>wcsites.app.admin.password</code>	<p>Specifies the password for the WebCenter Sites application administrator.</p>
<code>wcsites.satelliteserver.password</code>	<p>The password for the Satellite Server user, on the WebCenter Sites system. This is encrypted using a two-way hash function.</p>
<code>wcsites.system.admin.password</code>	<p>Specifies the password for the WebCenter Sites system administrator.</p>

---

**Table 28-1 (Cont.) WebCenter Sites Properties in the Credential Store**

Property	Description
xcelerate.batchpass	Specifies the password for the batch user. <b>Default value:</b> xceladmin <b>Note:</b> Change this value after you create the batch user for this WebCenter Sites system. For information, see <i>Oracle Fusion Middleware Administering Oracle WebCenter Sites</i> .



---

## Satellite Server Properties in the Credential Store

The table below provides a description for each Satellite Server property in the Credential Store.

**Table 29-1** *Satellite Server Properties in the Credential Store*

Property	Description
<code>cs.satellitepassword</code>	<p>Specifies the passwords for the user accounts specified by the <code>cs.satelliteusers</code> property. Note that the password for the Satellite servlet on this server is listed by default.</p> <p>The value of this property is encrypted as a single string. Therefore, when you edit the value of this property, you must enter all the passwords for all the Satellite servlet hosts, including the comma delimiter.</p> <p>Enter a comma-separated list of passwords in the order that matches the order in which you enter the corresponding users for the <code>cs.satelliteusers</code> property. Be sure that the order of this list also matches the order of the list of host names provided for the <code>cs.satellitehosts</code> property (in the Satellite Server <code>wcs_properties.json</code> file).</p>
<code>password</code>	<p>Specifies the name of the attribute in the directory server that serves as the password attribute.</p> <p><b>Possible values:</b></p> <ul style="list-style-type: none"> <li>• WebCenter Sites and NT: <code>password</code></li> <li>• LDAP: <code>userPassword</code></li> <li>• LDAP, Active Directory: <code>password</code></li> </ul> <p>Be sure to change the username and password from the defaults.</p> <p><b>Default value:</b> <code>password</code></p> <p><b>Note:</b> This property must have the same value as the <code>ss.password</code> property. Otherwise, the password will not be updated on the server.</p>

---

**Table 29-1 (Cont.) Satellite Server Properties in the Credential Store**

<b>Property</b>	<b>Description</b>
<code>ss.password</code>	The password for the Satellite Server user, on the Satellite Server side. This is encrypted, using a two-way hash function.  <b>Note:</b> This property must have the same value as the <code>password</code> property. Otherwise, the password will not be updated on the server.



# Part IV

---

## Oracle Diagnostic Logging (ODL) Property File

The `logging-config.xml` file specifies the Oracle Diagnostic Logging (ODL) system which is the default logging system for Oracle WebCenter Sites.

The following topics provide information about the `logging-config.xml` file:


- [About the logging-config.xml File](#)
- [Oracle Diagnostic Logging \(ODL\) Configurations](#)



---

## About the logging-config.xml File

Oracle Diagnostic Logging (ODL) is used as the logging system in the WebCenter Sites 12c installations. The `logging-config.xml` file enables you to identify your loggers, set default log levels, and add new loggers for your WebCenter Sites system. Your changes to this file take effect when you restart WebCenter Sites.



---

## Oracle Diagnostic Logging (ODL) Configurations

When ODL is set up, the WebCenter Sites Admin interface displays the **Configure Log ODL** tool, under **System Tools**, in the **Admin** node, in the **General Admin** tree. The **Configure Log ODL** tool enables general administrators to view current loggers, temporarily change logger levels, and add new loggers directly from the Admin interface. Changes made from the Admin interface remain in effect only until WebCenter Sites is restarted. They will persist upon restart only if you manually add the loggers to the `logging-config.xml` file. (Changes that are made directly in the `logging-config.xml` file will not be applied to WebCenter Sites until the system is restarted.)

The following topics provide information about configuring the `logging-config.xml` file:

- [Adding Loggers](#)
- [Changing Logger Levels](#)

### 31.1 Adding Loggers

To add new loggers to the ODL framework in your WebCenter Sites system, manually add them to the `logging-config.xml` file.

1. Open the `logging-config.xml` file (`<sites-shared>/config/`).
2. Add the new loggers to the `logging-config.xml` file in the following format:

```
<logger name='<name of logger>' level='<logger level>'
  useParentHandlers='<false|true>'
  <handler name='<name of handler>' />
```

---

**Note:**

Do not name any handler `odl-handler`. This will cause a conflict with WebLogic.

---

3. Save the `logging-config.xml` file and restart the WebCenter Sites system.

### 31.2 Changing Logger Levels

The `logging-config.xml` file enables you to permanently change logger levels. The changes you make to loggers in the `logging-config.xml` file take effect when WebCenter Sites is restarted. You can also configure loggers to inherit verbosity levels from the root logger or a parent logger. To temporarily change logger levels during a session, use the **Configure ODL** tool in the Admin interface.

---

---

**Note:**

- For information about changing logger levels from the Admin interface, see *Changing Logger Levels in Oracle Fusion Middleware Administering Oracle WebCenter Sites*.
  - Log4j log levels set by users cannot be migrated to ODL logs. Users must set these levels manually after the upgrade.
- 
- 

To change logger levels in the `logging-config.xml` file:

1. Open the `logging-config.xml` file (`<sites-shared>/config/`).
2. Navigate to the logger whose level you want to change and enter one of the following values into the `level` attribute:
  - `ERROR:1`
  - `WARNING:1`
  - `NOTIFICATION:1`
  - `TRACE:16`
  - `TRACE:1`
  - `OFF`

For example, if you changed the `oracle.wcsites.search` logger's level to `TRACE:1`, the logger would look as follows in the `logging-config.xml` file:

```
<logger name='oracle.wcsites.search' level='TRACE:1'  
  useParentHandler='false'>  
  <handler name='wcsites-odl-handler' />  
</logger>
```

3. If you want a logger to use the same logging level as its parent handler, do the following:
  - a. Remove the child logger's `level` attribute and value.
  - b. Change the value of the child logger's `useParentHandler` attribute to `true`.

For example, if you wanted the `oracle.wcsites.visitorservices.rest` logger to share the same logging level as its parent logger (`oracle.wcsites.visitorservices`), the child logger would look as follows in the `logging-config.xml` file:

```
<logger name='oracle.wcsites.visitorservices.rest'  
  useParentHandler='true'>  
  <handler name='visiors-odl-handler' />  
</logger>
```

4. Save the `logging-config.xml` file and then restart WebCenter Sites for your changes to take effect.

# Part V

---

## Third-Party Libraries and Applications

This part contains information about third-party libraries, as well as applications, and how Oracle WebCenter Sites integrates with them.

This part contains the following chapter:

- [HTTPClient Access](#)





---

## HTTPClient Access

This chapter describes the Apache Commons HTTPClient library and how WebCenter Sites integrates with this library.

For more information about HTTPClient access, see the following topics:

- [Apache Commons HTTPClient](#)
- [About the HTTPClient Integration with WebCenter Sites](#)
- [HTTP Client Parameters and WebCenter Sites Properties](#)

### 32.1 Apache Commons HTTPClient

WebCenter Sites uses Apache Commons HTTPClient as the underlying library for all HTTP access. As of version 3, HTTPClient supports the parameters that are posted at: <http://jakarta.apache.org/commons/httpclient/preference-api.html>

The parameters function as follows:

- HTTPClient parameters change the runtime behavior of HttpClient components. For example, if you want the Post operation to have a timeout that differs from the default, you can call `PostMethod.getParams().setParam("timeout", 1000)` before executing it.
- HTTPClient parameters can be hierarchically linked. In top-down order, the levels of the hierarchy are: global, client, host, and method. Values that are set for parameters at higher levels are overridden by the values of equivalent parameters at lower levels.

Despite its flexibility, HTTPClient has a limitation; that is—parameters can be set only programmatically. No configuration file can be written where parameter values can be specified by users or automatically retrieved by the library. The WebCenter Sites integration, however, overcomes this limitation as explained in the next section [About the HTTPClient Integration with WebCenter Sites](#).

---

**Note:**

WebCenter Sites uses the parameters that are posted at <http://jakarta.apache.org/commons/httpclient/preference-api.html>. The parameters are listed in [Table 32-1](#), along with descriptions (duplicated from the site named above). Changes to parameters and their functionality as defined by HttpClient are not automatically supported.

---

## 32.2 About the HTTPClient Integration with WebCenter Sites

WebCenter Sites abstracts HTTPClient functionality by allowing WebCenter Sites users to create user-configurable property files. After creating the files, users populate them with the required HTTPClient parameters (that is, parameters whose values differ from the default values), and place the property files into the classpath. WebCenter Sites loads the property files from the classpath and parses the parameters according to a predefined syntax (shown in [Table 32-1](#)). The `HttpAccess` API retrieves the parameters and applies them at runtime.

WebCenter Sites supports a parameter hierarchy whose levels correspond directly to the levels that are defined in the `HttpAccess` Java API (provided in *WebCenter Sites Java Docs*). For each level, one or more property files can be created, depending on the implementation, and populated with **any combination** of HTTPClient parameters. The levels and property file naming conventions are given below:

---

---

**Note:**

The property files must be created as text files, outside of the WebCenter Sites Property Editor. Property file names are case sensitive and must be in lower case throughout.

---

---

- **HttpAccess (level 1)**

Property File: `httpaccess.properties`. The user specifies parameters and their values in the `httpaccess.properties` file. This file is applied to all `HttpAccess` instances that are created.

Overrides: Parameter values at the `HttpAccess` level are overridden by the values of equivalent parameters at levels 2, 3, and 4 (described below).

- **HostConfig (level 2)**

Property File: `<protocol>-<hostname>-<port number>.properties`. The user specifies host-specific parameters in each property file. For example, for a host named `targetserver` accessible at port 7001, the property file would be named `http-targetserver-7001.properties` and would contain HTTPClient parameters specific to that host.

Overrides: Parameter values at the `HostConfig` level override the values of equivalent parameters at the `HttpAccess` level.

- **Request (level 3)**

Property File: `<request type>.properties` where `<request type>` takes one of the following values: `post`, `get`, or `login`. The user specifies parameters specific to a Request. For example, `post.properties` specifies HTTPClient parameters applicable to instances of `post`.

Overrides: Parameter values at the `Request` level override the values of equivalent parameters at the `HttpAccess` and `HostConfig` levels.

- **Per host, per Request (level 4)**

Property File: `<request type>-<protocol>-<host name>-<port number>.properties` where `<request type>` takes one of the following

values: `post`, `get`, or `login`. Parameters in this property file function as Request level parameters. However, they apply to a specific host.

Overrides: Parameter values specified at the "Per host, per Request" level override the values of equivalent parameters at the `HttpAccess`, `HostConfig`, and Request levels *for that particular host*. The following example illustrates how an override takes effect from the "Per Host, Per Request" level. In this example, a user defines a property file named `login-http-m2-7002.properties`, where she specifies an `http.connection.timeout` of 100 seconds. The timeout applies strictly to the host machine named `m2` and port 7002. The timeout value overrides all timeout values that might be specified for `m2` at higher levels. For all other host machines, the timeout values remain unaffected.

WebCenter Sites supports all parameters defined by `HttpClient` in an externally configurable way. Furthermore, WebCenter Sites extends `HttpClient` functionality by enabling users to configure parameters externally and facilitating the specification of parameters at the fourth level (per host, per request).

In addition to all the parameters supported by `HttpClient`, the WebCenter Sites `HttpAccess` API defines a configuration property `cs.SecureProtocolSocketFactory` in `httpaccess.properties`. This property specifies the protocol socket factory to be used for SSL (Secure Socket Layer) connections. Three implementations are available at <http://jakarta.apache.org/commons/httpclient/sslguide.html>. Note that if you want to use SSL to connect to a host using self-signed certificates, you must configure the following:

```
cs.SecureProtocolSocketFactory=org.apache.commons.httpclient.contrib.ssl.EasySSLProtocolSocketFactory
```

WebCenter Sites does not provide this `EasySSLProtocolSocketFactory` class. You can obtain this class at <http://jakarta.apache.org/commons/httpclient/sslguide.html>. Make sure to build it differently for Sun and IBM JDKs, as the Apache implementation (at the link directly above) is Sun-specific. Alternatively you can write your own Socket factory implementation based on `HttpClient` documentation.

Note that there are two levels—connection manager and connection—in the `HttpClient` hierarchy for which parameters cannot be explicitly set, as the `HttpAccess` API does not directly support them. However, this does not mean users cannot configure those parameters; the parameters can be specified at a lower or higher corresponding level in the `HttpAccess` API.

### 32.2.1 About the HTTP Client Implementation

How does the WebCenter Sites user configure WebCenter Sites for http access? The user simply creates property files with appropriate names and places them in the classpath. The infrastructure will retrieve and use them. This seems like a good deal of work, especially given the number of parameters. However, by default, no properties or property files need to be created. All defaults will be used, and `HttpClient` takes the "best guess" values, which are usually the best settings for the given system. In 95% of the cases, "best guess" values are sufficient and users need not create any property files.

In the rare cases when one needs parameter values other than defaults, the WebCenter Sites infrastructure makes it possible to implement them by allowing the user to specify configuration in property files. This gives the user the full range of configuration capabilities that `HttpClient` itself is built upon.

## 32.3 HTTP Client Parameters and WebCenter Sites Properties

[Table 32-1](#) describes parameters that are supported by Apache Commons HttpClient. Descriptions in the table are duplicated from the following site:

<http://jakarta.apache.org/commons/httpclient/preference-api.html>

Syntax and default values are defined by Oracle, as they are specific to WebCenter Sites. Where syntax is straightforward, the "Syntax" field in the table below is left blank.

Note that changes to the parameters and their functionality are not automatically supported. Information in the table below is valid until Oracle issues an update.

In addition to supporting HttpClient parameters, WebCenter Sites defines the following property:

**Property:** `cs.SecureProtocolSocketFactory`

**Usage:** applicable only to the `httpaccess.properties` file

**Description:** defines the class used opening SSL Socket connections

**Default:** empty. The system will use the JSSE-based default implementation of HttpClient. Details are available at: <http://jakarta.apache.org/commons/httpclient/sslguide.html>

**Table 32-1** *HttpClient Parameters*

Name	Description
<code>http.authentication.preemptive</code>	Defines whether authentication should be attempted preemptively. <b>Type:</b> Boolean <b>Default value:</b> <undefined>
<code>http.connection.stalecheck</code>	Determines whether stale connection check is to be used. Disabling stale connection check may result in slight performance improvement at the risk of getting an I/O error when executing a request over a connection that has been closed at the server side. <b>Type:</b> Boolean <b>Default value:</b> <undefined>
<code>http.connection.timeout</code>	The timeout until a connection is established. A value of zero means the timeout is not used. <b>Type:</b> Integer <b>Default value:</b> <undefined>
<code>http.connection-manager.class</code>	The default HTTP connection manager class. <b>Type:</b> Class <b>Syntax:</b> Fully qualified classname <b>Default value:</b> <code>SimpleHttpClientConnectionManager class</code>

**Table 32-1 (Cont.) HttpClient Parameters**

Name	Description
http.connection-manager.max-per-host	<p>Defines the maximum number of connections allowed per host configuration. These values only apply to the number of connections from a particular instance of <code>HttpClientConnectionManager</code>. This parameter expects a value of type <code>Map</code>. The value should map instances of <code>HostConfiguration</code> to <code>Integer</code> s. The default value can be specified using <code>ANY_HOST_CONFIGURATION</code>.</p> <p><b>Type:</b> <code>Map</code></p> <p><b>Syntax:</b> Specify <code>#{&lt;host&gt;;&lt;port&gt;;&lt;protocol&gt;;&lt;max connections&gt;}</code></p> <p><b>Default value:</b> <code>&lt;undefined&gt;</code></p>
http.connection-manager.max-total	<p>Defines the maximum number of connections allowed overall. This value only applies to the number of connections from a particular instance of <code>HttpClientConnectionManager</code>.</p> <p><b>Type:</b> <code>Integer</code></p> <p><b>Default value:</b> <code>&lt;undefined&gt;</code></p>
http.connection-manager.timeout	<p>The timeout in milliseconds used when retrieving an HTTP connection from the HTTP connection manager.</p> <p><b>Type:</b> <code>Long</code></p> <p><b>Default value:</b> <code>&lt;undefined&gt;</code></p>
http.dateparser.patterns	<p>Date patterns used for parsing. The patterns are stored in a <code>Collection</code> and must be compatible with <code>SimpleDateFormat</code>.</p> <p><b>Type:</b> <code>Collection</code></p> <p><b>Syntax:</b> Specify the collection with each element enclosed in <code>#{&lt;element&gt;}</code>. e.g., <code>#{EEE, dd-MMM-yyyy HH:mm:ss z}#{EEE, dd MMM yy HH:mm:ss z}</code></p> <p><b>Default value:</b></p> <pre>EEE, dd MMM yyyy HH:mm:ss zzzEEEE, dd-MMM-yy HH:mm:ss zzzEEE MMM d HH:mm:ss yyyyEEE, dd- MMM-yyyy HH:mm:ss zEEE, dd-MMM-yyyy HH-mm-ss zEEE, dd MMM yy HH:mm:ss zEEE dd-MMM-yyyy H:mm:ss zEEE dd MMM yyyy HH:mm:ss zEEE dd-MMM- yyyy HH-mm-ss zEEE dd-MMM-yy HH:mm:ss zEEE dd MMM yy HH:mm:ss zEEE,dd-MMM-yy HH:mm:ss zEEE,dd-MMM-yyyy HH:mm:ss zEEE, dd-MM-yyyy HH:mm:ss z</pre>

**Table 32-1 (Cont.) HttpClient Parameters**

Name	Description
http.default-headers	<p>The request headers to be sent per default with each request. This parameter expects a value of type Collection. The collection is expected to contain HTTP headers.</p> <p><b>Type:</b> Collection</p> <p><b>Syntax:</b> Specify each header in <code>\${name=&lt;header name&gt;; value=&lt;header value&gt;}</code></p> <p><b>Default value:</b> &lt;undefined&gt;</p>
http.method.multipart.boundary	<p>The multipart boundary string to use in conjunction with the MultipartRequestEntity. When this property is not set, a random value will be generated for each request.</p> <p><b>Type:</b> String</p> <p><b>Syntax:</b></p> <p><b>Default value:</b> &lt;undefined&gt;</p>
http.method.response.buffer.warnlimit	<p>The maximum buffered response size (in bytes) that triggers no warning. Buffered responses exceeding this size will trigger a warning in the log. If not set, the limit is 1 MB.</p> <p><b>Type:</b> Integer</p> <p><b>Default value:</b> 1</p>
http.method.retry-handler	<p>The method retry handler used for retrying failed methods. For details see the Exception handling guide.</p> <p><b>Type:</b> HttpMethodRetryHandler</p> <p><b>Syntax:</b> Fully qualified classname</p> <p><b>Default value:</b> default implementation</p>
http.protocol.allow-circular-redirects	<p>Defines whether circular redirects (redirects to the same location) should be allowed. The HTTP spec is not sufficiently clear whether circular redirects are permitted, therefore optionally they can be enabled.</p> <p><b>Type:</b> Boolean</p> <p><b>Default value:</b> &lt;undefined&gt;</p>
http.protocol.content-charset	<p>The charset to be used for encoding content body.</p> <p><b>Type:</b> String</p> <p><b>Default value:</b> ISO-8859-1</p>
http.protocol.cookie-policy	<p>The cookie policy to be used for cookie management.</p> <p><b>Type:</b> String</p> <p><b>Default value:</b> CookiePolicy.RFC_2109</p>

**Table 32-1 (Cont.) HttpClient Parameters**

Name	Description
http.protocol.credential-charset	<p>The charset to be used when encoding credentials. If not defined then the value of the "<a href="#">http.protocol.element-charset</a>" should be used.</p> <p><b>Type:</b> String <b>Default value:</b> &lt;undefined&gt;</p>
http.protocol.element-charset	<p>The charset to be used for encoding/decoding HTTP protocol elements (status line and headers).</p> <p><b>Type:</b> String <b>Default value:</b> US-ASCII</p>
http.protocol.expect-continue	<p>Activates "Expect: 100-Continue" handshake for the entity enclosing methods. The "Expect: 100-Continue" handshake allows a client that is sending a request message with a request body to determine if the origin server is willing to accept the request (based on the request headers) before the client sends the request body.</p> <p>The use of the "Expect: 100-continue" handshake can result in noticeable performance improvement for entity enclosing requests (such as POST and PUT) that require the target server's authentication. "Expect: 100-continue" handshake should be used with caution, as it may cause problems with HTTP servers and proxies that do not support HTTP/1.1 protocol.</p> <p><b>Type:</b> Boolean <b>Default value:</b> &lt;undefined&gt;</p>
http.protocol.head-body-timeout	<p>Sets period of time in milliseconds to wait for a content body sent in response to HEAD response from a non-compliant server. If the parameter is not set or set to -1 non-compliant response body check is disabled.</p> <p><b>Type:</b> Integer <b>Default value:</b> &lt;undefined&gt;</p>
http.protocol.max-redirects	<p>Defines the maximum number of redirects to be followed. The limit on number of redirects is intended to prevent infinite loops.</p> <p><b>Type:</b> Integer <b>Default value:</b> &lt;undefined&gt;</p>
http.protocol.reject-head-body	<p>Defines whether the content body sent in response to HEAD request should be rejected.</p> <p><b>Type:</b> Boolean <b>Default value:</b> &lt;undefined&gt;</p>

**Table 32-1 (Cont.) HttpClient Parameters**

Name	Description
http.protocol.reject-relative-redirect	<p>Defines whether relative redirects should be rejected.</p> <p><b>Type:</b> Boolean</p> <p><b>Default value:</b> &lt;undefined&gt;</p>
http.protocol.single-cookie-header	<p>Defines whether cookies should be put on a single response header.</p> <p><b>Type:</b> Boolean</p> <p><b>Default value:</b> &lt;undefined&gt;</p>
http.protocol.status-line-garbage-limit	<p>Defines the maximum number of ignorable lines before we expect a HTTP response's status code.</p> <p>With HTTP/1.1 persistent connections, the problem arises that broken scripts could return a wrong Content-Length (there are more bytes sent than specified). Unfortunately, in some cases, this is not possible after the bad response, but only before the next one. So, HttpClient must be able to skip those surplus lines this way. Set this to 0 to disallow any garbage/empty lines before the status line. To specify no limit, use <code>Integer.MAX_VALUE</code>.</p> <p><b>Type:</b> Integer</p> <p><b>Default value:</b> &lt;undefined&gt;</p>
http.protocol.strict-transfer-encoding	<p>Defines whether responses with an invalid Transfer-Encoding header should be rejected.</p> <p><b>Type:</b> Boolean</p> <p><b>Default value:</b> &lt;undefined&gt;</p>
http.protocol.unambiguous-statusline	<p>Defines whether HTTP methods should reject ambiguous HTTP status line.</p> <p><b>Type:</b> Boolean</p> <p><b>Default value:</b> &lt;undefined&gt;</p>
http.protocol.version	<p>The HTTP protocol version used per default by the HTTP methods.</p> <p><b>Type:</b> HttpVersion</p> <p><b>Syntax:</b> &lt;(int)major&gt;.&lt;(int)minor&gt;; e.g., 1.1</p> <p><b>Default value:</b> <code>HttpVersion_1_1</code></p>
http.protocol.warn-extra-input	<p>Defines HttpClient's behavior when a response provides more bytes than expected (specified with Content-Length header, for example). Such surplus data makes the HTTP connection unreliable for keep-alive requests, as malicious response data (faked headers and so on) can lead to undesired results on the next request using that connection. If this parameter is set to true, any detection of extra input data will generate a warning in the log.</p> <p><b>Type:</b> Boolean</p> <p><b>Default value:</b> &lt;undefined&gt;</p>



**Table 32-1 (Cont.) HttpClient Parameters**

Name	Description
http.socket.linger	<p>The linger time (SO_LINGER) in seconds. This option disables/enables immediate return from a close() of a TCP Socket. Enabling this option with a non-zero Integer timeout means that a close() will block pending the transmission and acknowledgement of all data written to the peer, at which point the socket is closed gracefully. Value 0 implies that the option is disabled. Value -1 implies that the JRE default is used.</p> <p><b>Type:</b> Integer <b>Default value:</b> &lt;undefined&gt;</p>
http.socket.receivebuffer	<p>The value to set on Socket.setReceiveBufferSize(int). This value is a suggestion to the kernel from the application about the size of buffers to use for the data to be received over the socket.</p> <p><b>Type:</b> Integer <b>Default value:</b> &lt;undefined&gt;</p>
http.socket.sendbuffer	<p>The value to set on Socket.setSendBufferSize(int). This value is a suggestion to the kernel from the application about the size of buffers to use for the data to be sent over the socket.</p> <p><b>Type:</b> Integer <b>Default value:</b> &lt;undefined&gt;</p>
http.socket.timeout	<p>Sets the socket timeout (SO_TIMEOUT) in milliseconds to be used when executing the method. A timeout value of zero is interpreted as an infinite timeout.</p> <p><b>Type:</b> Integer <b>Default value:</b> &lt;undefined&gt;</p>
http.socket.timeout	<p>The default socket timeout (SO_TIMEOUT) in milliseconds which is the timeout for waiting for data. A timeout value of zero is interpreted as an infinite timeout. This value is used when no socket timeout is set in the HTTP method parameters.</p> <p><b>Type:</b> Integer <b>Default value:</b> &lt;undefined&gt;</p>

**Table 32-1 (Cont.) HttpClient Parameters**

<b>Name</b>	<b>Description</b>
http.tcp.nodelay	<p>Determines whether Nagle's algorithm is to be used. The Nagle's algorithm tries to conserve bandwidth by minimizing the number of segments that are sent. When applications need to decrease network latency and increase performance, they can disable Nagle's algorithm (by enabling TCP_NODELAY). Data will be sent earlier, at the cost of an increase in bandwidth consumption.</p> <p><b>Type:</b> Boolean  <b>Default value:</b> &lt;undefined&gt;</p>
http.useragent	<p>The content of the User-Agent header used by the HTTP methods.</p> <p><b>Type:</b> String  <b>Default value:</b> &lt;Official release name&gt;e.g., Jakarta Commons-HttpClient/3.0</p>

## A

---

abtest.autosave.enabled, [2-1](#)  
abtest.delivery.enabled, [2-1](#)  
abtest.visitors.profile, [2-1](#)  
advancedUI.enableAssetForms, [18-1](#)  
afk.historydata, [12-1](#)  
afk.publishdata, [12-1](#)

## B

---

baseDN, [19-1](#)  
bs.bCacheSize, [3-3](#)  
bs.bCacheTimeout, [3-3](#)  
bs.invalidheadernames, [3-4](#)  
bs.security, [3-4](#)  
bservice, [13-1](#), [24-1](#)

## C

---

cache\_folder, [13-1](#), [24-1](#)  
cache\_max, [13-2](#), [24-2](#)  
cc.AssetTypeCSz, [3-4](#)  
cc.attrDisplayStyle, [18-5](#)  
cc.attributeinheritance, [7-1](#)  
cc.bigint, [7-1](#)  
cc.bigtext, [7-1](#)  
cc.blob, [7-1](#)  
cc.BlobServerCacheCSz, [3-4](#)  
cc.BlobServerTimeout, [3-4](#)  
cc.cacheNoSync, [3-5](#)  
cc.cacheResults, [3-5](#)  
cc.cacheResultsAbs, [3-5](#)  
cc.cacheResultsTimeout, [3-6](#)  
cc.CategoryCSz, [3-6](#)  
cc.char, [7-2](#)  
cc.ComparatorsKey, [7-2](#)  
cc.contentkey, [7-2](#)  
cc.datepicture, [7-2](#)  
cc.datetime, [7-2](#)  
cc.double, [7-2](#)  
cc.ElementCatalogCSz, [3-6](#)

cc.ElementCatalogTimeout, [3-6](#)  
cc.extrapath, [7-2](#)  
cc.FiltersKey, [7-3](#)  
cc.forcelower, [7-3](#)  
cc.fullconstraint, [7-3](#)  
cc.ignoreTblCase, [7-3](#)  
cc.integer, [7-3](#)  
cc.maxvarcharsize, [7-3](#)  
cc.MimeTypeKey, [7-3](#)  
cc.money, [7-3](#)  
cc.null, [7-4](#)  
cc.numeric, [7-4](#)  
cc.PreviewgenKey, [7-4](#)  
cc.primary, [7-4](#)  
cc.queryablemaxvarcharlength, [7-4](#)  
cc.querystyle, [7-4](#)  
cc.rename, [7-4](#)  
cc.security, [7-5](#)  
cc.SiteCatalogCSz, [3-6](#)  
cc.SiteCatalogTimeout, [3-6](#)  
cc.smallint, [7-5](#)  
cc.SourceKey, [7-5](#)  
cc.StatusCodeCSz, [3-6](#)  
cc.StatusCodeKey, [7-5](#)  
cc.string, [7-5](#)  
cc.stringpicture, [7-5](#)  
cc.SystemACLCSz, [3-6](#)  
cc.SystemACLTimeout, [3-7](#)  
cc.SystemInfoCSz, [3-7](#)  
cc.SystemInfoTimeout, [3-7](#)  
cc.SystemPageCacheCSz, [3-7](#)  
cc.SystemPageCacheTimeout, [3-7](#)  
cc.SystemUsersCSz, [3-7](#)  
cc.SystemUsersTimeout, [3-7](#)  
cc.tablenameKey, [20-4](#)  
cc.textdistinct, [7-5](#)  
cc.unique, [7-5](#)  
cc.url, [7-5](#)  
cc.urlattrpath, [7-5](#)  
cc.useLegacyInputNames, [18-5](#)  
cc.varchar, [7-6](#)  
className.Attribute, [19-1](#)

- className.Attributes, [19-2](#)
- className.IDir, [19-2](#)
- className.IFactory, [19-2](#)
- className.IName, [19-2](#)
- className.IUserDir, [19-3](#)
- className.JNDIName, [19-3](#)
- cleandns, [19-3](#)
- cluster.nodes, [7-6](#)
- cn, [19-3](#)
- connect-src, [14-1](#)
- contentsecurity.enabled, [14-1](#)
- contentserver.installation.folder, [13-2](#), [24-2](#)
- cookieprefix, [13-2](#), [24-2](#)
- cookieserver.invalidnames, [7-6](#)
- cors.allowCredentials, [8-1](#), [23-1](#)
- cors.allowOrigin, [8-1](#), [23-2](#)
- cors.maxAge, [8-2](#), [23-2](#)
- cors.supportedMethods, [8-2](#), [23-2](#)
- cos.contextroot, [7-6](#)
- cos.protocol, [7-6](#)
- cs.alwaysusedisk, [3-7](#)
- cs.approvalLockStriping, [20-2](#)
- cs.barEqualsSlash, [7-6](#)
- cs.batchtimeout, [12-1](#)
- cs.binarypath, [7-6](#)
- cs.charset, [7-6](#)
- cs.childfoldercount, [20-3](#)
- cs.contenttype, [7-6](#)
- cs.contenttype.UTF-8, [15-1](#), [25-1](#)
- cs.cookievariables, [3-8](#)
- cs.csdtfolder, [7-6](#)
- cs.csdtworkspace, [7-7](#)
- cs.dataindatabase, [7-7](#)
- cs.dbconnpicture, [7-7](#)
- cs.dbencoding, [7-7](#)
- cs.dbtype, [7-7](#)
- cs.disableSWFFlashUploader, [18-2](#)
- cs.disksize, [3-8](#)
- cs.documentation, [7-7](#)
- cs.dsn, [7-7](#)
- cs.emailaccount, [7-7](#)
- cs.emailauthenticator, [7-7](#)
- cs.emailcharset, [7-7](#)
- cs.emailcontenttype, [7-7](#)
- cs.emailhost, [7-8](#)
- cs.emailpassword, [7-8](#), [28-1](#)
- cs.emailreturnto, [7-8](#)
- cs.emailsupportssl, [7-8](#)
- cs.eventhost, [7-8](#)
- cs.expireonly, [3-8](#)
- cs.freezeCache, [3-8](#)
- cs.HTTP\_HOST, [7-8](#)
- cs.HTTP\_PROTOCOL, [7-8](#)
- cs.httpvariables, [7-9](#)
- cs.IItemList, [3-8](#)
- cs.invalMemWindow, [20-2](#)
- cs.jspclear, [7-9](#)
- cs.jspspath, [7-9](#)
- cs.jsprefresh, [7-9](#)
- cs.jspresponsewrapper, [7-9](#)
- cs.jsproot, [7-9](#)
- cs.jspwork, [7-10](#)
- cs.manage.expired.blob.inventory, [3-9](#)
- cs.manageACL, [19-3](#)
- cs.manageproperty, [19-4](#)
- cs.manageUser, [19-4](#)
- cs.manageUserAccess, [19-4](#)
- cs.manageUserSystem, [19-4](#)
- cs.mirrorhttpversion, [12-1](#)
- cs.mirrorpassword, [12-2](#), [28-1](#)
- cs.mirrorproxyserver, [12-2](#)
- cs.mirrorproxyserverport, [12-2](#)
- cs.mirrorrowsperpost, [12-2](#)
- cs.mirrorthreads, [12-2](#)
- cs.mirroruser, [12-3](#)
- cs.nocache, [3-9](#)
- cs.parentfoldercount, [20-3](#)
- cs.PastramiEngine, [7-10](#)
- cs.pgcacheheader, [3-9](#)
- cs.pgCacheTimeout, [3-10](#)
- cs.pgexportfolder, [12-3](#)
- cs.privpassword, [7-10](#), [28-1](#)
- cs.privuser, [7-10](#)
- cs.recordBlobInventory, [3-10](#)
- cs.requiresessioncookies, [3-10](#)
- cs.satellitehosts, [13-2](#), [24-3](#)
- cs.satellitepassword, [13-3](#), [28-2](#), [29-1](#)
- cs.satelliteusers, [13-3](#), [24-3](#)
- cs.selfmodify, [14-2](#)
- cs.session, [7-10](#)
- cs.sitepreview, [7-11](#)
- cs.srequest.charset, [15-1](#), [25-1](#)
- cs.srequest.contenttype, [15-1](#), [25-1](#)
- cs.srequest.disksize, [15-1](#), [25-2](#)
- cs.ssovalidator, [19-4](#)
- cs.sysinfo, [7-11](#)
- cs.TempObjectsDaysToKeep, [20-4](#)
- cs.timeout, [7-12](#)
- cs.tree.defaultFunction.child, [18-2](#)
- cs.tree.defaultFunction.parent, [18-2](#)
- cs.uniqueidpoolsize, [7-12](#)
- cs.urlfilerollup, [7-12](#)
- cs.use.short.jsp.names, [7-12](#)
- cs.validheadernames, [3-4](#)
- cs.webreference.conflicts, [7-12](#)
- cs.wrapper, [7-13](#)
- cs.xmlfolder, [7-13](#)
- cs.xmlHeader, [7-13](#)
- cs.xmlHeaderAutoStream, [7-13](#)

## D

---

debug, [12-3](#)  
default-src, [14-2](#)  
defaultGroupAttrs, [19-5](#)  
defaultPeopleAttrs, [19-5](#)  
defaultReaderACLs, [19-5](#)

## E

---

eloqua.baseurl, [9-1](#)  
eloqua.company, [9-2](#)  
eloqua.loginurl, [9-2](#)  
eloqua.proxyhost, [9-2](#)  
eloqua.proxyport, [9-2](#)  
eloqua.username, [9-2](#)  
eloquacloudapp.assettype, [9-1](#)  
eloquacloudapp.assettype.friendlyname, [9-1](#)  
eloquacloudapp.attributename, [9-1](#)  
eloquacloudapp.clientsecret, [9-2](#)  
eloquacloudapp.templates, [9-2](#)  
eloquanotification.email.address, [9-2](#)  
eloquanotification.email.body, [9-2](#)  
eloquanotification.email.contenttype, [9-2](#)  
eloquanotification.email.replyto, [9-2](#)  
eloquanotification.email.subject, [9-2](#)  
expiration, [13-4](#), [24-4](#)

## F

---

fckeditor.showIncludedElementInSpan, [18-2](#)  
file\_size, [13-4](#), [24-5](#)  
form.defaultMaxValues, [18-2](#)  
formaction, [13-5](#), [24-5](#)  
frame-ancestors, [14-2](#)  
ft.approot, [7-13](#)  
ft.catalogmanager, [7-15](#)  
ft.cgipath, [7-13](#)  
ft.contentserver, [7-13](#)  
ft.debugport, [7-13](#)  
ft.filecheck, [7-14](#)  
ft.servletoutputstream, [20-4](#)  
ft.suppressPasswordName, [14-2](#)  
ft.suppressPasswords, [14-2](#)  
ft.sync, [5-1](#)  
ft.treemanager, [7-14](#)  
ft.usedisksync, [5-1](#)  
ft.version, [7-14](#)

## G

---

globally\_replace\_contentserver, [13-5](#), [24-5](#)

groupparent, [19-5](#)

## H

---

hidden.encrypted, [24-5](#)  
host, [13-5](#), [24-5](#)  
http.authentication.preemptive, [32-4](#)  
http.connection-manager.class, [32-4](#)  
http.connection-manager.max-per-host, [32-5](#)  
http.connection-manager.max-total, [32-5](#)  
http.connection-manager.timeout, [32-5](#)  
http.connection.stalecheck, [32-4](#)  
http.connection.timeout, [32-4](#)  
http.dateparser.patterns, [32-5](#)  
http.default-headers, [32-6](#)  
http.method.multipart.boundary, [32-6](#)  
http.method.response.buffer.warnlimit, [32-6](#)  
http.method.retry-handler, [32-6](#)  
http.protocol.allow-circular-redirects, [32-6](#)  
http.protocol.content-charset, [32-6](#)  
http.protocol.cookie-policy, [32-6](#)  
http.protocol.credential-charset, [32-7](#)  
http.protocol.element-charset, [32-7](#)  
http.protocol.expect-continue, [32-7](#)  
http.protocol.head-body-timeout, [32-7](#)  
http.protocol.max-redirects, [32-7](#)  
http.protocol.reject-head-body, [32-7](#)  
http.protocol.reject-relative-redirect, [32-8](#)  
http.protocol.single-cookie-header, [32-8](#)  
http.protocol.status-line-garbage-limit, [32-8](#)  
http.protocol.strict-transfer-encoding, [32-8](#)  
http.protocol.unambiguous-statusline, [32-8](#)  
http.protocol.version, [32-8](#)  
http.protocol.warn-extra-input, [32-8](#)  
http.socket.linger, [32-9](#)  
http.socket.receivebuffer, [32-9](#)  
http.socket.sendbuffer, [32-9](#)  
http.socket.timeout, [32-9](#)  
http.tcp.nodelay, [32-10](#)  
http.useragent, [32-10](#)  
HttpServletResponseBufferSize, [7-14](#)

## I

---

img-src, [14-2](#)

## J

---

java.naming.factory.initial, [19-5](#)  
java.naming.security.authentication,  
[19-5](#)  
jndi.baseURL, [19-6](#)  
jndi.connectAsUser, [19-6](#)  
jndi.context.referral, [19-6](#)  
jndi.custom, [19-6](#)  
jndi.login, [19-6](#)  
jndi.password, [19-6](#), [28-2](#)  
jndi.poolConnections, [19-7](#)  
jndi.poolsize, [19-7](#)

## L

---

ldap.caseAware, [19-7](#)  
log.Directory.messages, [11-1](#)  
log.filterLevel, [11-1](#)  
loginattribute, [19-7](#)

## M

---

memberof, [19-7](#)  
modify.passwords, [24-5](#)  
ms.enable, [10-3](#)  
mwb.assetsetclass, [10-2](#)  
mwb.cartclass, [10-2](#)  
mwb.cartsetclass, [10-2](#)  
mwb.cartsetdir, [10-1](#)  
mwb.commercecontextclass, [10-3](#)  
mwb.commerceengineclass, [10-2](#)  
mwb.commerceuserclass, [10-2](#)  
mwb.conservativedependencies, [10-1](#)  
mwb.defaultattributes, [10-3](#)  
mwb.externalattributes, [10-2](#)  
mwb.path, [10-3](#)  
mwb.promotioncutoff, [10-2](#)  
mwb.searchdir, [10-3](#)  
mwb.searchstateclass, [10-2](#)  
mwb.segmentcutoff, [10-2](#)

## N

---

newformaction, [13-5](#), [24-6](#)  
ntlogin.DefaultACL, [19-7](#)  
ntlogin.DefaultReaderACL, [19-7](#)  
ntlogin.DefaultReaderID, [19-7](#)  
ntlogin.DefaultReaderPW, [19-8](#)  
ntlogin.LogFile, [19-8](#)  
ntlogin.Logging, [19-8](#)

## O

---

object-src, [14-2](#)  
objectclass, [19-8](#)

objectclassGroup, [19-8](#)  
objectclassPerson, [19-8](#)  
oracle.wcsites.satelliteserver.regis-  
tered, [24-6](#)

## P

---

password, [19-8](#), [29-1](#)  
path.BlobServer, [15-1](#), [25-2](#)  
path.CacheServer, [15-1](#), [25-2](#)  
path.CatalogManager, [15-2](#), [25-2](#)  
path.ContentServer, [15-2](#), [25-2](#)  
path.CookieServer, [15-2](#), [25-2](#)  
path.DispatchManager, [15-2](#), [25-2](#)  
path.PageDispatchServer, [15-2](#), [25-2](#)  
path.SatelliteServer, [15-2](#), [25-2](#)  
path.SeedDispatchServer, [15-2](#), [25-2](#)  
path.SyncSeedDispatchServer, [15-2](#), [25-2](#)  
path.TreeManager, [15-2](#), [25-2](#)  
peopleparent, [19-9](#)  
port, [13-5](#), [24-6](#)  
product.installation.type, [7-14](#), [24-6](#)  
propagatecache, [26-1](#)  
protocol, [13-5](#), [24-6](#)

## R

---

regen.servers, [7-14](#)  
request.folder, [12-3](#)  
requiredGroupAttrs, [19-9](#)  
requiredPeopleAttrs, [19-9](#)  
rsCacheOverInCache, [3-10](#)  
rtd.choiceIdpattern, [20-4](#)  
rtd.host, [20-4](#)  
rtd.inline.service.name, [20-5](#)

## S

---

satellite.blob.cachecontrol.default,  
[3-11](#)  
scratch.cleanup.schedule, [26-1](#)  
script-src, [14-3](#)  
search.returnLimit, [19-9](#)  
search.scope, [19-9](#)  
search.timeoutVal, [19-9](#)  
secure.CatalogManager, [7-14](#)  
secure.TreeManager, [7-15](#)  
security.checkpagelets, [7-15](#)  
security.class, [12-3](#)  
security.keys.created, [7-14](#), [24-6](#)  
service, [13-6](#), [24-6](#)  
servlet, [13-6](#), [24-7](#)  
sessionid.cookie.prefix, [13-6](#), [24-7](#)  
sessionvisitor.attributes.driver, [10-3](#)  
sessionvisitor.attributes.password,  
[10-3](#)

sessionvisitor.attributes.url, 10-3  
sessionvisitor.attributes.user, 10-3  
sharesession, 13-6, 24-7  
singlesignon, 19-9  
site.prefix, 7-15, 22-1  
sitecapture.cas.url, 16-1  
sitecapture.cs.password, 16-2, 28-2  
sitecapture.cs.username, 16-1  
sitecapture.url, 16-1  
sites.environment, 7-15  
ss.flushall, 3-11  
ss.password, 13-6, 28-2, 29-2  
ss.username, 13-7, 24-7  
syntax.beginquote, 19-9  
syntax.beginquote2, 19-9  
syntax.custom, 19-9  
syntax.direction, 19-10  
syntax.endquote, 19-10  
syntax.endquote2, 19-10  
syntax.escape, 19-10  
syntax.ignorecase, 19-10  
syntax.separator, 19-10  
syntax.separatorava, 19-10  
syntax.separatorypeval, 19-10  
syntax.trimblanks, 19-11

## T

---

thread.count, 12-3  
thread.growcache, 12-3  
thread.idle, 12-3  
thread.wait, 12-4  
transformer.imgdir, 7-15  
transformer.imgururl, 7-15  
transparent.content-type.pattern, 13-7,  
24-7  
tx.numStores, 11-2  
tx.store\_0.storeID, 11-2  
tx.store\_1.storeID, 11-2

## U

---

uniquemember, 19-11  
uri.assembler.1.classname, 15-2, 25-3  
uri.assembler.1.shortform, 15-2, 25-3  
uri.assembler.2.classname, 15-3, 25-3  
uri.assembler.2.shortform, 15-3, 25-3  
uri.assembler.3.classname, 25-4  
uri.assembler.3.classname@, 15-3  
uri.assembler.3.shortform, 25-4  
uri.assembler.3.shortform@, 15-3  
username, 19-11, 24-8

## V

---

valid.urls(Default Para Font>, 7-16

vis.adminrole, 10-4  
vis.compileclasspath, 10-4  
vis.editrole, 10-4  
vis.genclasspath, 10-3  
vis.money, 10-4  
vis.path, 10-4  
vis.rulesetxmlpath, 10-4  
vis.sessiondata, 10-5  
vis.update, 10-4  
vis.url, 10-4  
vis.urlpath, 10-4  
vis.useSessionVisitorConnection, 10-5,  
20-5  
visitors.rest.athalias, 17-1  
visitors.rest.authheader, 17-1  
visitors.rest.authtype, 17-1  
visitors.rest.url, 17-2

## W

---

wcc.batch.autorepeat, 6-1  
wcc.batch.size, 6-1  
wcc.conversions, 6-1  
wcc.download.autoclean, 6-1  
wcc.download.dir, 6-1  
wcc.keyfield, 6-2  
wcc.queuetoken, 6-2  
wcc.renditions, 6-2  
wcc.rule.case-sensitive, 6-2  
wcc.server.password, 6-2  
wcc.server.url, 6-2  
wcc.server.user, 6-2  
wcsites.app.admin.password, 28-2  
wcsites.app.admin.user, 7-16  
wcsites.app.contextroot, 7-16  
wcsites.app.host, 7-16  
wcsites.app.port, 7-16  
wcsites.app.protocal, 7-16  
wcsites.assethistory.enabled, 7-16  
wcsites.cas.host, 4-1  
wcsites.cas.port, 4-1  
wcsites.database.connectionpicture,  
7-16  
wcsites.database.datasources, 7-16  
wcsites.diskspacewarningemail, 7-16  
wcsites.diskspacewarningsize, 7-16  
wcsites.forgot.password, 7-16  
wcsites.home, 7-16  
wcsites.satelliteserver.password, 13-7,  
28-2  
wcsites.satelliteserver.username, 13-7  
wcsites.shared, 7-16  
wcsites.system.admin.password, 28-2  
wcsites.system.admin.user, 7-16  
wcsites.visitors.auth.password, 17-1  
wcsites.visitors.auth.user, 17-1

wem.enabled, 7-16

## X

X-Content-Type-Options, 14-8

X-XSS-Protection, 14-8

xcelelem.manageuserpub, 14-3

xcelelem.publishfactor, 12-7

xcelerate.adminacl, 18-2

xcelerate.adminrole, 7-17

xcelerate.approval.dependency.chunks  
ize, 12-4

xcelerate.asset.shareToAllAllowed,  
18-3

xcelerate.asset.sizeofnamefield, 7-17

xcelerate.authorizefunctions, 14-3

xcelerate.base, 7-17

xcelerate.batchhost, 12-4

xcelerate.batchloadsiononpublish, 12-4

xcelerate.batchmode, 12-4

xcelerate.batchpass, 12-4, 28-3

xcelerate.batchprotocol, 12-4

xcelerate.batchsavesiononpublish, 12-5

xcelerate.batchuser, 12-5

xcelerate.BlobRef, 12-5

xcelerate.bulkapprovechunk, 12-5

xcelerate.charset, 7-17

xcelerate.ckeditor.basepath, 7-17

xcelerate.concurrenttransportunpacked,  
12-5

xcelerate.crosssiteassign, 18-3

xcelerate.defaultacl, 7-17

xcelerate.defaultbase, 7-17

xcelerate.defaultcscacheinfo, 3-11

xcelerate.defaultcsstatus, 7-17

xcelerate.defaultlang, 7-17

xcelerate.defaultpagecriteria, 3-11

xcelerate.defaultpagecriteriaSiteEntry,  
3-12

xcelerate.defaultpreviewurlgenerator,  
18-3

xcelerate.defaultsscachinfo, 3-12

xcelerate.deny.abstainfromvoting, 14-3

xcelerate.deny.approve, 14-3

xcelerate.deny.authorize, 14-3

xcelerate.deny.build, 14-3

xcelerate.deny.checkout, 14-3

xcelerate.deny.copy, 14-3

xcelerate.deny.delegate, 14-3

xcelerate.deny.delete, 14-3

xcelerate.deny.edit, 14-4

xcelerate.deny.inpect, 14-4

xcelerate.deny.pastesitenavigation,  
14-4

xcelerate.deny.placepage, 14-4

xcelerate.deny.preview, 14-4

xcelerate.deny.removefromgroup, 14-4  
xcelerate.deny.removefromworkflow,  
14-4

xcelerate.deny.rollback, 14-4

xcelerate.deny.setExportData, 14-4

xcelerate.deny.setnestedworkflow, 14-4

xcelerate.deny.setparticipants, 14-4

xcelerate.deny.setprocessdeadline,  
14-5

xcelerate.deny.setstepdeadline, 14-5

xcelerate.deny.share, 14-5

xcelerate.deny.showparticipants, 14-5

xcelerate.deny.showstatus, 14-5

xcelerate.deny.showversion, 14-5

xcelerate.deny.translate, 14-5

xcelerate.displayablenameattr, 19-11

xcelerate.domain, 7-18

xcelerate.donotregenerate, 12-6

xcelerate.editrole, 7-18

xcelerate.emailattr, 19-11

xcelerate.emailnotification, 7-18

xcelerate.enableinsite, 18-5

xcelerate.exportmaxfilename, 12-6

xcelerate.grant.abstainfromvoting,  
14-5

xcelerate.grant.approve, 14-5

xcelerate.grant.authorize, 14-6

xcelerate.grant.build, 14-6

xcelerate.grant.checkout, 14-6

xcelerate.grant.copy, 14-6

xcelerate.grant.delegate, 14-6

xcelerate.grant.delete, 14-6

xcelerate.grant.edit, 14-6

xcelerate.grant.inspect, 14-6

xcelerate.grant.placepage, 14-6

xcelerate.grant.preview, 14-6

xcelerate.grant.removefromgroup, 14-6

xcelerate.grant.removefromworkflow,  
14-7

xcelerate.grant.rollback, 14-7

xcelerate.grant.setExportData, 14-7

xcelerate.grant.setnestedworkflow,  
14-7

xcelerate.grant.setparticipants, 14-7

xcelerate.grant.setprocessdeadline,  
14-7

xcelerate.grant.setstepdeadline, 14-7

xcelerate.grant.share, 14-7

xcelerate.grant.showparticipants, 14-7

xcelerate.grant.showstatus, 14-7

xcelerate.grant.showversion, 14-8

xcelerate.grant.translate, 14-6

xcelerate.imageeditor.basepath, 7-18

xcelerate.imageeditor.clarkii.basepa  
th, 7-18

xcelerate.imageurl, 7-18



xcelerate.localeattr, [19-11](#)  
xcelerate.lockdir, [5-2](#)  
xcelerate.mirrorini, [12-6](#)  
xcelerate.objpubdir, [12-6](#)  
xcelerate.pageref, [12-6](#)  
xcelerate.presaveelt, [12-7](#)  
xcelerate.previewhost, [18-3](#)  
xcelerate.previewervlet, [18-3](#)  
xcelerate.previewurlpagename, [18-3](#)  
xcelerate.pubabortelt, [12-7](#)  
xcelerate.pubcleanupelt, [12-7](#)  
xcelerate.pubkeydir, [12-7](#)  
xcelerate.publishallassetypes, [12-7](#)  
xcelerate.publishinvalidate, [12-8](#)  
xcelerate.publishquerystyle, [12-8](#)  
xcelerate.pubrolesattr, [19-11](#)  
xcelerate.remotecall, [12-8](#)  
xcelerate.restrictSiteTree, [18-3](#)  
xcelerate.rolemanagerclass, [7-18](#)  
xcelerate.saveSearchdir, [7-19](#)  
xcelerate.searchResultCols, [18-4](#)  
xcelerate.showSiteTree, [18-4](#)  
xcelerate.sitenameattr, [19-12](#)  
xcelerate.sitesattr, [19-12](#)  
xcelerate.sitesroot, [19-12](#)  
xcelerate.templatedefault, [12-8](#)  
xcelerate.tempobjectsdir, [7-19](#)  
xcelerate.thumbnaildir, [7-19](#)  
xcelerate.timezoneattr, [19-12](#)  
xcelerate.transformpath, [7-19](#)  
xcelerate.treehierassettype, [18-4](#)  
xcelerate.treemaxNodes, [18-5](#)  
xcelerate.treetabmanagerclass, [18-4](#)  
xcelerate.treeType, [18-5](#)  
xcelerate.useDimensionAssets, [20-6](#)  
xcelerate.useidmapping, [7-19](#)  
xcelerate.userimageattr, [19-12](#)  
xcelerate.usermanagerclass, [7-19](#)  
xcelerate.workflowdir, [7-19](#)  
xcelerate.workflowengineclass, [7-19](#)

