

Oracle® Fusion Middleware

Oracle Access Management Bundle Patch Readme

OAM BUNDLE PATCH 12.2.1.3.0 (ID:191201.0123.S) Generic for all Server Platforms

F26520-01

January 2020

Oracle Access Management Bundle Patch Readme

This document describes OAM BUNDLE PATCH 12.2.1.3.0 (ID:191201.0123.S).

For issues documented after the release of this OAM BUNDLE PATCH 12.2.1.3.0 (ID: 191201.0123.S), see My Oracle Support Document 2568304.1, Oracle Fusion Middleware 12.2.1.3.0 Known Issues (Doc ID 2568304.1)

This document requires a base installation of Oracle Access Management 12c Patch Set 3 (12.2.1.3.0). This supersedes the documentation that accompanies Oracle Access Management 12c Patch Set 3 (12.2.1.3.0), it contains the following sections:

- [Understanding Bundle Patches](#)
- [Recommendations](#)
- [Bundle Patch Requirements](#)
- [Applying the Bundle Patch](#)
- [Removing the Bundle Patch](#)
- [Resolved Issues](#)
- [Known Issues and Workarounds](#)

Understanding Bundle Patches

Describes Bundle Patches and explains differences between Bundle Patches, interim patches, and patch sets.

- [Bundle Patch](#)
- [Patch Set](#)

Bundle Patch

A bundle patch is an official Oracle patch for Oracle Fusion Middleware components on baseline platforms. In a bundle patch release string, the fifth digit indicated the

bundle patch number. Effective November 2015, the version numbering format has changed. The new format replaces the numeric fifth digit of the bundle version with a release date in the form "YYMMDD" where:

- YY is the last 2 digits of the year
- MM is the numeric month (2 digits)
- DD is the numeric day of the month (2 digits)

Each bundle patch includes the libraries and files that have been rebuilt to implement one or more fixes. All of the fixes in the bundle patch have been tested and are certified to work with one another.

Each Bundle Patch is cumulative: the latest Bundle Patch includes all fixes in earlier Bundle Patches for the same release and platform. Fixes delivered in Bundle Patches are rolled into the next release.

Patch Set

A patch set is a mechanism for delivering fully tested and integrated product fixes that can be applied to installed components of the same release. Patch sets include all of the fixes available in previous Bundle Patches for the release. A patch set can also include new functionality.

Each patch set includes the libraries and files that have been rebuilt to implement bug fixes (and new functions, if any). However, a patch set might not be a complete software distribution and might not include packages for every component on every platform.

All of the fixes in the patch set have been tested and are certified to work with one another on the specified platforms.

Recommendations

Oracle has certified the dependent Middleware component patches for Identity Management products and recommends that Customers apply these certified patches.

For more information on these patches, see the note *Certification of Underlying or Shared Component Patches for Identity Management Products* (Doc ID 2627261.1) at <https://support.oracle.com> under this new section

Bundle Patch Requirements

To remain in an Oracle-supported state, apply the Bundle Patch to all installed components for which packages are provided. Oracle recommends that you:

1. Apply the latest Bundle Patch to all installed components in the bundle.
2. Keep OAM Server components at the same (or higher) Bundle Patch level as installed WebGates of the same release.

Applying the Bundle Patch

The following topics help you, as you prepare and install the Bundle Patch files (or as you remove a Bundle Patch should you need to revert to your original installation):

- [Using the Oracle Patch Mechanism \(Opatch\)](#)
- [Applying the OAM Bundle Patch](#)
- [Recovering From a Failed Bundle Patch Application](#)

Note:

Oracle recommends that you always install the latest Bundle Patch.

Using the Oracle Patch Mechanism (Opatch)

The Oracle patch mechanism (Opatch) is a Java-based utility that runs on all supported operating systems. Opatch requires installation of the Oracle Universal Installer.

Note:

Oracle recommends that you have the latest version of Opatch (version 13.9.4.2 or higher) from My Oracle Support. Opatch requires access to a valid Oracle Universal Installer (OUI) inventory to apply patches.

Patching process uses both unzip and Opatch executables. After sourcing the ORACLE_HOME environment, Oracle recommends that you confirm that both of these exist before patching. Opatch is accessible at: `$ORACLE_HOME/OPatch/opatch`

When Opatch starts, it validates the patch to ensure there are no conflicts with the software already installed in your \$ORACLE_HOME:

- If you find conflicts with a patch already applied to the \$ORACLE_HOME, stop the patch installation and contact Oracle Support Services.
- If you find conflicts with a subset patch already applied to the \$ORACLE_HOME, continue Bundle Patch application. The subset patch is automatically rolled back before installation of the new patch begins. The latest Bundle Patch contains all fixes from the previous Bundle Patch in \$ORACLE_HOME.

This Bundle Patch is not -auto flag enabled. Without the -auto flag, no servers need to be running. The Machine Name & Listen Address can be blank on a default install.

 **See Also:**

[Oracle Universal Installer and Opatch User's Guide](#)

Perform the steps in the following procedure to prepare your environment and download Opatch:

- Log in to My Oracle Support: <https://support.oracle.com/>
- Download the required Opatch version.
- Use `opatch -version` to check if your Opatch version is earlier than 13.9.4.2. If so, download the latest 13.9.4.2 version.
- Confirm if the required executables `opatch` and `unzip` are available in your system by running the following commands:

Run `which opatch` — to get path of `opatch`

Run `which unzip` — to get path of `unzip`

Check if the path of executables is in the environment variable "PATH" , if not add the paths to the system PATH.

- Verify the OUI Inventory using the following command:

```
opatch lsinventory
```

```
Windows 64-bit: opatch lsinventory -jdk c:\jdk180
```

If an error occurs, contact Oracle Support to validate and verify the inventory setup before proceeding. If the `ORACLE_HOME` does not appear, it might be missing from the Central Inventory, or the Central Inventory itself could be missing or corrupted.

- Review information in the next topic [Applying the OAM Bundle Patch](#)

Applying the OAM Bundle Patch

Use information and steps here to apply the Bundle Patch from any platform using Oracle patch (Opatch). While individual command syntax might differ depending on your platform, the overall procedure is platform agnostic.

The files in each Bundle Patch are installed into the destination `$ORACLE_HOME`. This enables you to remove (roll back) the Bundle Patch even if you have deleted the original Bundle Patch files from the temporary directory you created.

 **Note:**

Oracle recommends that you back up the `$ORACLE_HOME` using your preferred method before any patch operation. You can use any method (`zip`, `cp -r`, `tar`, and `cpio`) to compress the `$ORACLE_HOME`.

Formatting constraints in this document might force some sample text lines to wrap around. These line wraps should be ignored.

To apply the OAM Bundle Patch

Opatch is accessible at `$ORACLE_HOME/OPatch/opatch`. Before beginning the procedure to apply the Bundle Patch be sure to:

- Set `ORACLE_HOME`

For example:

```
export ORACLE_HOME=/opt/oracle/mwhome
```

- Run `export PATH=<<Path of Opatch directory>>:$PATH` to ensure that the Opatch executables appear in the system `PATH`. For example:

```
export PATH=$Oracle_HOME/OPatch:$PATH
```

1. Download the OAM patch `p30609442_122130_Generic.zip`
2. Unzip the patch zip file into the `PATCH_TOP`.

```
$ unzip -d PATCH_TOP p30609442_122130_Generic.zip
```

Note:

On Windows, the unzip command has a limitation of 256 characters in the path name. If you encounter this, use an alternate ZIP utility such as 7-Zip to unzip the patch.

For example: To unzip using 7-Zip, run the following command.

```
"c:\Program Files\7-Zip\7z.exe" x p30609442_122130_Generic.zip
```

3. Set your current directory to the directory where the patch is located.

```
$ cd PATCH_TOP/30609442
```
4. Log in as the same user who installed the base product and:
 - Stop the AdminServer and all OAM Servers to which you will apply this Bundle Patch.
Any application that uses this OAM Server and any OAM-protected servers will not be accessible during this period.
 - Back up your `$ORACLE_HOME: MW_HOME`.
 - Move the backup directory to another location and record this so you can locate it later, if needed.
5. Run the appropriate Opatch command as an administrator to ensure the required permissions are granted to update the central inventory and apply the patch to your `$ORACLE_HOME`. For example:

```
opatch apply
```

Windows 64-bit: `opatch apply -jdk c:\path\to\jdk180`

 **Note:**

Opatch operates on one instance at a time. If you have multiple instances, you must repeat these steps for each instance.

6. Start all Servers (AdminServer and all OAM Servers).

Recovering From a Failed Bundle Patch Application

If the AdminServer does not start successfully, the Bundle Patch application has failed.

To recover from a failed Bundle Patch application

1. Confirm that there are no configuration issues with your patch application.
2. Confirm that you can start the AdminServer successfully.
3. Shut down the AdminServer and roll back the patch as described in [Removing the Bundle Patch](#) then perform patch application again.

Removing the Bundle Patch

If you want to rollback a Bundle Patch after it has been applied, perform the following steps. While individual command syntax might differ depending on your platform, the overall procedure is the same. After the Bundle Patch is removed, the system is restored to the state it was in immediately before patching.

 **Note:**

- Removing a Bundle Patch overrides any manual configuration changes that were made after applying the Bundle Patch. These changes must be re-applied manually after removing the patch.
- Use `opatch 13.9.4.2` for rollback. If older versions of the Opatch is used for rollback, the following fail message is displayed:

```
C:\Users\<>username>\Downloads\p30609442_122130_Generic\30609442
>c:\Oracle\oam12213\OPatch\opatch rollback -id 30609442
Oracle Interim Patch Installer version 13.9.2.0.0
Copyright (c) 2020, Oracle Corporation. All rights reserved.
.....
The following actions have failed:
Malformed \uxxxx encoding.
Malformed \uxxxx encoding.
```

Follow these instructions to remove the Bundle Patch on any system.

To remove a Bundle Patch on any system

1. Perform steps in [Applying the OAM Bundle Patch](#) to set environment variables, verify the inventory, and shut down any services running from the `ORACLE_HOME` or host machine.
2. Change to the directory where the patch was unzipped. For example:
`cd PATCH_TOP/30609442`
3. Back up the `ORACLE_HOME` directory that includes the Bundle Patch and move the backup to another location so you can locate it later.
4. Run `opatch` to roll back the patch. For example:

```
opatch rollback -id 30609442
```

 **Note:**

- To rollback the patch completely, remove the below two entries from `oam-config.xml` file using the `config-utility` tool (Doc : 2310234.1):

```
- <Setting Name="PolicyCacheComponent"  
  Type="htf:map"> ..... </Setting>  
  
- <Setting Name="PolicyCacheManagementAPI"  
  Type="htf:map"> ..... </Setting>
```

5. Start the servers (AdminServer and all OAM Servers) based on the mode you are using.
6. Re-apply the Bundle Patch, if needed, as described in [Applying the Bundle Patch](#).

Resolved Issues

This chapter describes resolved issues in this Bundle Patch.

This Bundle Patch provides the fixes described in the below section:

- [Resolved Issues in OAM BUNDLE PATCH 12.2.1.3.0 \(ID:191201.0123.S\)](#)
- [Resolved Issues in 12.2.1.3.190609](#)
- [Resolved Issues in 12.2.1.3.181213](#)
- [Resolved Issues in 12.2.1.3.180904](#)
- [Resolved Issues in 12.2.1.3.180706](#)
- [Resolved Issues in 12.2.1.3.180414](#)
- [Resolved Issues in 12.2.1.3.171121](#)

Resolved Issues in OAM BUNDLE PATCH 12.2.1.3.0 (ID: 191201.0123.S)

Applying this bundle patch resolves the issues listed in the following table:

Table 1-1 Resolved Issues in OAM BUNDLE PATCH 12.2.1.3.0 (ID:191201.0123.S)

Base Bug Number	Description of the Problem
30156706	OAM ADMIN SERVER START FAILS DUE TO FAIL TO CREATE OAM-CONFIG.XML FROM DBSTORE
29771448	% CHAR IN PASSWORD USED TO GENERATE OAUTH ACCESS TOKEN IS TRANSLATED TO ASCII
30180492	OCI FEDERATION WITH ORACLE ACCESS MANAGER IS NOT WORKING AS EXPECTED
30156607	DIAG: ADD MORE LOGS IN AMKEYSTORE VALIDATION FLOW TO IDENTIFY CONFIG THAT CAUSES TO FAIL TO START ADMIN SERVER
29940526	ERROR MESSAGE POP-UP DISPLAYS WHILE CREATING SP/IDP PARTNER
30243111	DIAG: REQUIRE LOGS IN DEFAULT KEYSTORE BOOTSTRAPPING FLOW TO IDENTIFY CONFIG MISSING/CORRUPTION ISSUE
30144617	ISSUE ON CHANGE IN BEHAVIOR IN RETURNING ERRORCODE AFTER APPLYING PATCH 29918603
30363797	OAM11GR2PS3 : WNA_DCC MODULE IS FAILING WITH SECURITY BUG FIX :25963019
30176378	ERRORS IN OAM SERVER LOGS AFTER RUNNING WLST COMMAND DISABLESKIPAUTHNRULEEVAL()
30169956	OAUTH PASSWORD GRANT TYPE CAN ONLY USE NON-PLUGIN LDAP MODULE FOR AUTHENTICATION
27767574	STRESS:OAM12C:ERROR WHILE PROCESSING MASTER CONTROLLER IN PBL NULLPOINTEREXCEPT
29154366	OAM-OSB INTEGRATION USING OAUTH2 NOT WORKING
30267123	UNABLE TO LOGIN FROM MULTIPLE TABS AFTER LOGGING IN FROM A TAB.
29541818	ER TO ADDRESSING ADDITIONAL USE CASES OF OAUTH AND JSON IN OAM 12C
30062772	FEDERATION BP18 CAUSES LOGOUT END_URL TO BE CONVERTED TO LOWER CASE IN FED LOGOU
29837657	OAM DOES SUBTREE SEARCH TO VALIDATE IDSTORE CREATION
29993720	FORGOT PASSWORD LINK DISAPPEARS AFTER CHANGING THE LANGUAGE OF THE BROWSER
27036000	OTP CODE PAGE REFRESH

Table 1-1 (Cont.) Resolved Issues in OAM BUNDLE PATCH 12.2.1.3.0 (ID:191201.0123.S)

Base Bug Number	Description of the Problem
29558937	UPDATEWEBGATETEMPLATETOWEBGATEMAPPING CAUSES ERROR IN ADMIN SERVER LOGS
29482858	OAM 11G ASDK INTERMITTENTLY THROWING ERROR WHILE CREATING OBSSOC COOKIE
29664878	OAM 12C OAUTH CERT JWK : EXTEND CERTIFICATE VALIDITY OR RENEW CERTIFICATE
29349299	Fix for Bug 29349299
29874540	AUTHENTICATION ISSUE FOR USER WHO IS MEMBER OF LARGE GROUP AND CONFIGURED MEMBER OF AS PREFETCH ATTRIBUTE
29290091	WRONG SELECT IN ADMIN STARTUP LOGS
28108712	MODIFY MDC SESSION CONTROL REST API FAILS
29233064	Fix for Bug 29233064
29649734	12.2.1.3.180904 (BP04) ACCESS SERVER RETURNS JSON KEY AND NOT P7B LIKE DOCUMENT
29603419	JWT BEARER GRANT FLOW TO GET OAUTH ACCESS TOKEN FROM JWT ASSERTION RESULT ERROR
29463380	FEDERATION MULTIVALUEGROUPS ATTRIBUTE DOES NOT PARSE COMMAS IN GROUP NAMES
28348030	Fix for Bug 28348030
25963019	Fix for Bug 25963019

Resolved Issues in 12.2.1.3.190609

Applying this bundle patch resolves the issues listed in the following table:

Table 1-2 Resolved Issues in 12.2.1.3.190609

Base Bug Number	Description of the Problem
29639271	12C OAUTH - CUSTOM ATTRIBUTES NOT UPDATING IN CLIENT CONFIGURATION

Table 1-2 (Cont.) Resolved Issues in 12.2.1.3.190609


Base Bug Number	Description of the Problem
29715441	OAM: USERINFO REST CALL DOES NOT RETURN CORRECT VALUE OF TELEPHONENUMBER FOR LDAP PROVIDER OUD
	<div style="border-left: 2px solid #0070C0; border-right: 2px solid #0070C0; border-bottom: 2px solid #0070C0; padding: 10px;"> <p> Note:</p> <p>You can retrieve the telephone number by adding the following attribute to the oam-config.xml file under the configured OUD user identity store:</p> <pre><Setting Name= "TELEPHONE _NUMBER_ATTRIBU TE" Type= "xsd:string">telephonenum ber</Setting></pre> </div>
29777410	"SYSTEM ERROR PAGE" CODE IS DISPLAYED DIRECTLY WHEN DCC TUNNELED RESOURCE WITH PASSWORD POLICY IS ACCESSED
29769613	OAM : REST API TO FETCH SESSION DETAILS USING UPDATETIME DOES NOT RETURN CORRECT VALUES
29717855	SAML LOGOUT NOT WORKING IF OLD FED SESSIONS EXIST IN DB
29482228	NEW ACCESS TOKEN FROM REFRESH TOKEN DOES NOT CONTAIN UPDATED USER ATTR VALUE
29425002	LOGIN ISSUE FOR USERS WITH LARGE NUMBER OF GROUP MEMBERSHIPS
29423470	STANDARD OUD PHONE ATTRIBUTE CANNOT BE RETRIEVED IN USERINFO
29305502	LONG NAME IN X509PLUGIN FAILED TO AUTHENTICATE
29244150	SSO BETWEEN TUNNELED DCC AND PLAIN DCC IS BROKEN WHEN APPLIED OAM BP'S 14,15 OR 16
29240849	NEED TO LOG ADDITIONAL AUTHENTICATION FAILURE FOR AUDIT LOG FROM CUSTOM PLUGIN

Table 1-2 (Cont.) Resolved Issues in 12.2.1.3.190609

Base Bug Number	Description of the Problem
29233897	DIAG: NEED DETAILED DEBUG OUTPUT FOR NPE ON OAUTH CODE
29120924	AMRUNTIMEEXCEPTION:INVALID SETTINGS FOR FORWARD WHEN INTEGRATING DUO PLUGIN
29053141	OAM_REQ_ID COOKIE IS NOT INVALIDATED RESULTING ERROR - BAD REQUEST
29041992	OFUSIONMIDDLEWAREAUDIT->COMMONREPORTS->ACCOUNTMANAGEMENT->DASHBOARD THROW ERROR
29011613	12C:RSA:GETTING SYSTEM ERROR (LOADER CONSTRAINT VOILATION ERR)WHEN ACCESSING RSA RESOURCE
28861117	JAVASCRIPT ERROR THAT DISPLAYMSG() IS UNDEFINED
28855754	12.2.1.3 OUD PASSWORD POLICY ATTRIBUTE RESETPWD SET TO TRUE CAUSES AUTHN FAILURE
28833416	PASSWORD POLICY: UNABLE TO SET PASSWORD DICTIONARY FILE

 **Note:**

You can allow authentication for Oracle Unified Directory password policy attribute RESETPWD=true by adding the following attribute to the oam-config.xml file under the configured user identity store:

```
<Setting
Name="checkPwdPolicyWarning"
Type="xsd:boolean">false</
Setting>
```

Table 1-2 (Cont.) Resolved Issues in 12.2.1.3.190609


Base Bug Number	Description of the Problem
28811365	SAML LOGOUT NOT WORKING ON DCC TUNELING ON CLUSTER NULLPOINTEREXCEPTION
	<div style="border-left: 2px solid #0070C0; border-right: 2px solid #0070C0; border-bottom: 2px solid #0070C0; padding: 10px;"> <p> Note:</p> <p>An intermittent issue with SAML logout that is seen in cluster environment is fixed. You must enable the stickiness for the Embedded Credential Collector (ECC) and the load balancing router. For Detached Credential Collector (DCC) you must set the rdbmsasynchronousexabled value in the oam-config.xml file to false.</p> </div>
28753576	UPDATE FIX FOR : FED-18059 USER MISMATCH WITH OAM BP13 AND PATCH 27050584 APPLIED
28728420	OAM-OIM FIRSTLOGIN PAGE IS BLANK, BACKURL CONTAIN HOST IDENTIFIER
28716108	OAM SESSION REST API FAILS WHEN DATES ARE INCLUDED IN SESSION FILTER
28710053	OAM AS SP MUST BE ABLE TO PROCESS A SLO REQUEST FROM A THIRD PARTY IDP
28608117	R2PS3: CREATE WEBGATE TEMPLATE WLST ALLOWING TO CREATE TEMPLATE WITH INVALID PARAMETER
28585170	DASHBOARD FOR AUTHENTICATION AND AUTHORIZATION REPORT CHART IS WRONG

Table 1-2 (Cont.) Resolved Issues in 12.2.1.3.190609


Base Bug Number	Description of the Problem
28562000	PREAUTHENTICATION RULE TO DENY ACCESS DISPLAYS OPERATION ERROR
	<div style="border-left: 2px solid #0070C0; border-right: 2px solid #0070C0; border-bottom: 2px solid #0070C0; padding: 10px;"> <p> Note:</p> <p>This bug has a dependency on WebGate (Bug: 28793688). To resolve the issue for WebGate, request a interim patch from My Oracle Support.</p> </div>
28548575	OAM CANNOT DECODE PROPERLY AN URL WITH TWO QUESTION MARKS
28490555	SESSION REST API FAILS WHEN IDLE SESSIONS FOUND
28308009	OAM 12C OAUTH CLIENT SECRET LOST WHEN UPDATING CLIENT
28244927	12C BP: NEWLY CREATED USER LOGIN GOT ERROR
28240206	WRONG "THE SPECIFIED USER SEARCH BASE IS INVALID" MESSAGE IN OAM CONSOLE
28092100	UNABLE TO UPDATE/MODIFY FAILURE URL OF AUTHENTICATION POLICY USING CURL COMMAND
28004912	STRESS:122131OAM- HIGH CPU (70%) IN OAM OAUTH OIDC STRESS TEST WITH 250 VU LOAD
27977911	NO CUSTOM ATTRIBUTES IN ACCESS TOKEN FOR IMPLICIT GRANT TYPE

Table 1-2 (Cont.) Resolved Issues in 12.2.1.3.190609



Base Bug Number	Description of the Problem
27963081	LDAP RESPONSE READ TIMED OUT - ON IDSTORE CREATION, IF "SEARCH BASE" IS "HUGE"
	<div style="border: 1px solid #0070C0; padding: 10px; background-color: #E6F2FF;"> <p> Note:</p> <p>You can use the <code>com.sun.jndi.ldap.read.timeout</code> environment property to specify the read timeout for an LDAP operation. The default value is 2000 milliseconds. To increase the JNDI/LDAP read timeout to 15000 milliseconds, add the following attributes in the <code>setDomainEnv</code> script file:</p> <ul style="list-style-type: none"> • <code>ORACLE_OAM_JNDILDAPREADTIMEOUT="15000"</code> • <code>export ORACLE_OAM_JNDILDAPREADTIMEOUT</code> </div>
27946582	WNA POST FALLBACK IS FAILING AFTER APPLYING BP13
27708019	OAM11.1.2.3 : FEDERATION: LOGOUT SAMLRESPONSE DOES NOT INCLUDE RELAYSTATE.

Table 1-2 (Cont.) Resolved Issues in 12.2.1.3.190609

Base Bug Number	Description of the Problem
27441865	CLIENTSSLKEystorePWD, CLIENTSSLTRUSTSTOREPWD NOT PROPERLY WRITTEN IN OAM-CONFIG
	<div style="border-left: 2px solid #0070C0; border-right: 2px solid #0070C0; border-bottom: 2px solid #0070C0; padding: 10px; background-color: #E6F2FF;"> <p> Note:</p> <p>To resolve the issue, specify STS as the map name (folder) of the credential. For example:</p> <pre>createCred(map="STS", key="clientsslkeystorepwd", user="UniqueUserNameCredential", password="mypassword", desc="identity keystore pwd")</pre> </div>
27343162	Fix for bug 27343162
26866652	THE NULLPOINTEREXCEPTION IS SHOWING IN FORM-FILL APPLICATION IDS PROFILE
25860509	DIAG: ADVANCED RULES NEED THE ABILITY TO CHECK PERFORMANCE OF THE RULE EXECUTION
25659094	DIAG: NEED MORE DETAILS FOR "MISMATCH SHOULD_BE:" ERROR
25541101	/OAM/PAGES/PSWD.JSP NOT WORKING VIA DCC TUNNELING
25417605	DIAG: "ACTION FAILED DUE TO INCONSISTENT STATUS OF PLUGIN IN DIFF MANAGED SRV"
21391069	NEED TO LOG AUTHENTICATION FAILURE AUDIT LOG FROM CUSTOM PLUGIN

Resolved Issues in 12.2.1.3.181213

Applying this bundle patch resolves the issues listed in the following table:

Base Bug Number	Description of the problem
28772291	OAM LOGIN STOPS WORKING AFTER SETTING SESSION LIFETIME TO 30 DAYS/ 43200 MINUTES

Base Bug Number

28738544


Description of the problem

TRACKING BUG FOR BACKPORTING
POLICY CORRUPTION FIX DONE IN 19C -
MAIN BRANCH **Note:**

To
rollback
this fix
completel
y,
remove
the below
two
entries
from
oam-
config.
xml by
using
config-
utility tool
(Doc ID :
2310234.
1 in
[https://
support.o
racle.com
/](https://support.oracle.com/))

- `<Set
ting
Name
="Po
licy
Cach
eCom
pone
nt"
Type
="ht
f:ma
p">
....
..
</
Sett
ing>`

Base Bug Number**Description of the problem**



```
<Set  
ting  
Name  
="Po  
licy  
Cach  
eMan  
agem  
entA  
PI"  
Type  
="ht  
f:ma  
p">  
....  
..  
</  
Sett  
ing>
```

28677784

REVERT THE CHANGES DONE FOR BUG
27132341

28608189

UNABLE TO CONFIGURE DYNAMIC
CUSTOM ATTRIBUTE DURING OAUTH
CLIENT CREATION

28529484

OAM SENDING DIFFERENT ATTRIBUTE
VALUE FROM OID WHICH IS NULL OR NOT
AVAILABLE

28528259

WHITELIST COMPARISON IS CASE
SENSITIVE FOR HOSTNAME

28487853

OAM HEARTBEAT FAILS AFTER
CHANGING TO COOKIE_BASED SESSION

Base Bug Number

28476106

Description of the problem

FEDERATION ATTRIBUTES INCORRECTLY POPULATED FROM MEMBER OF

 **Note:**

This fix has made the responseSeparator and responseEscapeConfigurable and the configuration is read from the oam-config.xml directly. Please use the below wlst command to change the responseSeparator and responseEscapeChar. For Example:

```
configurePolicyResponse(responseSeparator=" ", responseEs
```

Base Bug Number	Description of the problem
28461633	SYSTEMERROR ON FEDERATION-OIM INTEGRATION LOGIN AFTER APPLYING PATCH 27897816
28399922	JWT BEARER FLOW THROWS ERROR ON REQUESTING ACCESS TOKEN WITH OPENID SCOPES
28383964	OAM NOT RECEIVING CLIENT IP ADDRESS AFTER APPLYING THE PATCH: 28177877
28373408	PERSISTENT LOGIN CREATES MULTIPLE SESSIONS WITH NO SOURCE IP
28290015	INCORRECT "/JWKS_URI" ENDPOINT RESPONSE FORMAT
28283068	OAM OIDC THROWS 500 ERROR IN AUTHZ REQUEST HAVING ONLY OPENID RELATED SCOPES
28020400	ERROR WHEN TRY TO REFRESH USING REFRESH_TOKEN
27962269	EXCEPTION WHILE DECRYPTION TOKEN
27791146	CHECKBOXES NOT WORKING ON PASSWORDPOLICY PAGE
27684940	DUTCH TRANSLATION OF PASSWORD POLICY RULES IS INCOMPREHENSIBLE



Base Bug Number


27492853

Description of the problem

ADD SUPPORT FOR CUSTOM AUDIT
EVENT TYPES FOR FEDERATION **Note:**

Follow the below steps to configure Custom audit events for Federation :

1. From oam console, set **Audit Preset** filter to **Custom**.
2. Use WLS T setFedCustomAuditEvents() and displayFedCustomAuditEvents() to confi

Base Bug Number	Description of the problem
	<div style="border: 1px solid #0070C0; padding: 5px; background-color: #E6F2FF;">  <p>3. Rest art servers each time custom events are configured.</p> </div>
27379500	~ IN HEAD OF LOGIN NAME CAUSES SYSTEM ERROR AT AUTOLOGIN AFTER "FORGOT PASSWORD"
27343458	Fix for bug 27343458
26732310	UNABLE TO SEE THE RESOURCES, AUTHORIZATION & AUTHENTICATION POLICIES AFTER APPLICATION
23096690	PUMA - PERFORMANCE ISSUES SEEN IN APS SYNC-ADD/UPDATE WEBGATE

Resolved Issues in 12.2.1.3.180904

Base Bug Number	Description of the problem
28541209	OAM 12CPS3: DISPLAYING WRONG ERROR MESSAGE FOR LOCKED USERS
28296759	FORCE PASSWORD RESET NOT WORKING WITH BASIC METHOD AND FORM CACHETYPE
28244683	12C BP: MORE THAN 5 TIMES USING WRONG PWD NOT REDIRECT TO FORGOT PASSWORD

Base Bug Number	Description of the problem
28204062	<p>AUDITOR RELOAD DOESN'T HAPPEN IN OAM 12C WHILE CHANGING FILTER PRESET</p> <p>Note:</p> <ul style="list-style-type: none"> This bug has a dependency on OPSS October Bundle Patch. Please apply OPSS Bundle Patch 12.2.1.3.181016:28172453 along with OAM Bundle Patch BI Publisher in standalone mode i.e. with only BIPublisher option while configuring domain is recommended for viewing OAM Reports.
28202816	BP10 ON WEBGATE BREAKS LOGOUT FUNCITONALITY
28132498	EXCEPTION OCCUR WHEN REMOVEWEBGATETEMPLATEPARAMS WHITH NON-EXISTING TEMPLATE
28131039	12C: REMOVE COHERENCE CHECK FROM HEARTBEAT
27931928	AUTHORIZATION BROKEN IN APRIL OAM BP 11.1.2.3.180417 BP14
27918612	SAML ATTRIBUTE VALUE IS NULL WHEN ONE OF THE USER ATTRIBUTE VALUE IS NULL IN COM
27797404	IMPCONSENT.JSP PAGE IS DOWNLOADED WHEN ACCESSING THROUGH DCC WEBGATE
27614683	OAM INITIATED LOGOUT NOT WORKING & ORA_OSFS_SESSION IS NOT GETTNIG CLEARED

Base Bug Number	Description of the problem
27573288	<p>Fix for Bug 27573288</p> <p>Note: This bug fix introduces changes to the following password policy features:</p> <ul style="list-style-type: none"> • Password expiry warning period— This feature is supported only with OAM and OIM integrated scenarios. If there is no OIM integration then OAM authentication will fail during the warning period and the customer has to configure custom authentication plugins to show password expiry warning page and the required handling for the authentication flow. <p>The limitation on authentication failure during the password expiry warning period is because of the difference in behavior of different LDAP servers(OID, OUD) when a user tries to authenticate with wrong password during expiry warning period.</p> <ul style="list-style-type: none"> • Password grace login attempts - This configuration will work only if "Password expiry warning period " is not configured. In the first scenario, grace login is not required because user will be forced to change the password during the warning period or after expiry.
27525584	Fix for Bug 27525584
27444036	F5 HEALTH MONITOR GETTING 404 FOR /OAM/SERVER/HEARTBEAT
27417512	Fix for Bug 27417512
27314441	OAM LOGIN FAILS WITH OAMSSA-20144 IF THE USER IN OID WITHIN GRACE LOGINS
27189773	OIDC: ACCESS TOKEN STILL VALID WHEN REM_EXP<0
25417176	FEDERATION: AUTO PROVISION TO LDAP FROM IDP SAML ASSERTION FAILS
23133385	Fix for Bug 23133385

Resolved Issues in 12.2.1.3.180706

Base Bug Number	Description of the problem
28138969	ASDK ERROR FOR URL ENCODED TOKEN AFTER 28027669 FIX Note: OAM ASDK -oamasdk-api.jar is available in \$ORACLE_HOME/common/lib directory, copy the same to the host where the application using ASDK is deployed.
28027669	ASDK API FIX FOR BUG:27161546
27931041	COMPATIBILITY FIX & OAM11.1.2.3.180417:SYS ERR FOR 10G WG FOR RSRC %26.HTML
27802941	STUCK THREADS DUE TO INCIDENT REPORTING IN FEDERATION
27781001	Fix for Bug 27781001
27732020	ADMINISTRATION REVOKED USER SHOULD NOT ACCESS APP DOMAIN BY REST OPERATION
27663475	Fix for Bug 27663475
27605692	TECHP: LDAP_SSL_PROTOCOL SETTING REMOVED AFTER UPDATING IDSTORE VIA OAMCONSOLE
27601504	OAUTH - NO CUSTOM ATTRIBUTES IN ACCESS TOKEN
27584074	IMPORTACCESSSTORE FAIL: MISMATCHED NO. OF ENTITIES BEFORE & AFTER TRANSFORMATION
27578580	CUSTOMWAR FILE NEEDS TO INCLUDE THE FORGOT PASSWORD PAGES
27528858	SESSION AUDIT:INCORRECT REQUEST TYPE DISPLAYED FOR GET, UPDATE & DELETE COMMANDS
27506785	INT STG PRIMRY: WEBGATE CONNECTIVITY ISSUES AFTER APPLYING BP13 PATCH
27492241	OAM: DISPLAYWEBGATE11AGENT WLST: DOES NOT DISPLAY LOGOUTURLS
27440104	OAM 12C: OAUTH: CANNOT CHANGE KEYATTRIBUTENAME VALUE
27355457	STRESS: 12COAM:NULLPOINTEREXCEPTION IN OAUTH CREATEDOMAIN NEGATIVE STRESS TEST
27338937	DIAG LOG MESSAGES TRACING LOGOUT WORKFLOW
27287517	UPDATING GETOTP.JSP IN OAM-SERVER.EAR TO WORK IN DCC TUNNELLING CASE

Base Bug Number	Description of the problem
27255144	FIX OAMCUSTOMPAGES IN 12C
27203475	OIDC:SPACE CHAR SHOULD BE NOT ALLOWED TO USE FOR RESERVER NAME
27149541	NOTIFICATIONS 'DIAGNOSTICCOOKIECONFIG' AFTER UPGRADING OAM 11.1.2.2 TO 11.1.2.3
27072426	UNABLE TO VIEW ALL IPS IN AUTHORIZATION POLICY IN APPLICATIO DOMAIN OAM CONSOLE
27050584	HOW TO MAKE IDP DN MAPPINGS CASE INSENSITIVE WITH 11.1.2.3 FEDERATION Note: To enable Case insensitive feature for DNIDPMapping , run the following wlst command: <pre>putBooleanProperty("/dnidpmapping/caseinsensitive", "true");</pre>
27028826	TECHPLAT: OAM 12.2.1.3 FAILS TO CONNECT TO LDAPS
26912813	"AGENT TYPE" IS NULL IN OAM ADMIN CONSOLE IF WEB BROWSER LANGUAGE IS JAPANESE
26864424	"ALLOW OAUTH TOKEN" AND "ALLOW SESSION IMPERSONATION" SHOULD BE REMOVED FROM OAM
26844537	EDITWEBGATE11GAGENT UPDATE CAUSES ERRORS WHEN ACCESS WG AGENT FROM CONSOLE
26843227	THERE IS A BROKEN LINK FOR "CREATE X509 AUTHENTICATION MODULE"

Base Bug Number	Description of the problem
26784192	<p data-bbox="959 289 1377 342">USING IDENTITY CONTEXT IN AUTH PLUGIN OAM</p> <p data-bbox="959 352 1024 373">Note:</p> <p data-bbox="959 390 1446 474">In order to access ResourceID and AgentAppDomain from authentication context in a custom authn plugin, use:</p> <pre data-bbox="959 485 1458 606">authenticationContext.getStringAttribute("ResourceID") and authenticationContext.getStringAttribute("AgentAppDomain")</pre> <p data-bbox="959 611 1341 638">Format of the expected parameters:</p> <p data-bbox="959 653 1222 674">ResourceID contains</p> <pre data-bbox="959 684 1458 737"><resourceType>::<HostIdentifier>::<resourceURL></pre> <p data-bbox="959 751 1276 772">AgentAppDomain contains</p> <pre data-bbox="959 783 1357 842">APP:<AppDomain> AGENT:<AgentType>:<WebgateID></pre> <p data-bbox="959 856 1101 877">For Example,</p> <p data-bbox="959 894 1409 947">ResourceID = HTTP::RREG_HostId11G::/hostid/**::</p> <p data-bbox="959 957 1438 1010">AgentAppDomain = APP:NewAgent AGENT:0:TWG_49</p>
26630561	DIAG: NEED DETAILED DEBUG OUTPUT FOR TOTPLUGIN
26540242	OAM 11.1.2.3 AUTHENTICATION FAILURE CODE NOT AUDITED
26535030	ADD RESILIENCY CHECK FOR POLICY CACHE IN OAM CLUSTERS

Base Bug Number	Description of the problem
25900160	<p>OAM_RES NEEDS TO BE CONFIGURABLE IN PS3 TO BEHAVE LIKE PS2</p> <p>Note: The following sample configuration segment is introduced in the oam-config.xml when the WLST command displayAuthZCallBackKey() is executed:</p> <p>Xpath : "/DeployedComponent/Server/NGAMServer/Profile".</p> <pre data-bbox="959 604 1446 947"> <Setting Name="AuthZCallBack" Type="htf.map"> <Setting Name="AuthZHashKey" Type="xsd:string">1E8461DFA32AD746AF 28BAAA9F327327941C14CAC216DCF9AC17 985E097A0DD603EC1DF5C6D9F5C904ED4495 2A5D5F</Setting> <Setting Name="AuthZCallBackEnabled" Type="xsd:boolean">true</Setting> </Setting> </pre> <p>If AuthZCallBackEnabled is set to false, then both oam_res and oam_res_hash are not populated. Only redirection occurs to configured AuthZ Success URL.</p> <p>If AuthZCallBackEnabled is set to true then both oam_res and oam_res_hash are populated with its values after redirection occurs to configured AuthZ Success URL.</p>

Resolved Issues in 12.2.1.3.180414

Base Bug Number	Description of the problem
27605234	OAM12C: ADMIN REST API AUTHNPOLICY IS FAILING WITH REQUEST FAILED

Base Bug Number	Description of the problem
27371324	<p data-bbox="959 289 1458 369">MAKE PASSWORDMANAGEMENTMODULE AS THE DEFAULT MODULE FOR OAM FRESH INSTALL</p> <p data-bbox="959 384 1458 699">Note: In case of patched environment for BPO2, the PasswordPolicyValidationScheme will use the original Password policy validation module. Customers who wish to use Multiple Password Policy feature, Forgot Password using OTP and Changing User Status using REST API has to manually change the module that PasswordPolicyValidationScheme is using to PasswordPolicyManagementModule.</p>
27314613	<p data-bbox="959 722 1401 802">OIF : IDP INITIATED FLOW WITH USER PROVISIONING PLUG-IN ENABLED DISPLAYS SYSTEM</p>
27206989	<p data-bbox="959 825 1401 871">ABILITY TO UPDATE CONFIGURATION USING REST</p>
27205555	<p data-bbox="959 894 1458 974">LOGOUT DONEURL WITH ISALLOWSCHEMERELATIVEURLS SET PERMIT NON-WHITELISTED URL</p> <p data-bbox="959 989 1458 1102">Note: To enable/disable scheme relative url , add isAllowSchemeRelativeURLS boolean attribute to oam-config.xml file, and set the value to true/false respectively.</p> <p data-bbox="959 1117 1068 1138">Example:</p> <pre data-bbox="959 1182 1401 1556"> <Setting Name="EndURLWhiteList" Type="htf:map"> <Setting Name="isAllowSchemeRelativeURLS" Type="xsd:boolean">true</Setting> <Setting Name="enableWhiteListValidation" Type="xsd:boolean">true</Setting> <Setting Name="WhiteListURLs" Type="htf:map"> </Setting> </Setting> </pre>
27202829	<p data-bbox="959 1619 1419 1698">NOTIFICATION MESSAGES "OAM-CONFIG.XML AS :EXTER" CONSTANTLY LOGGING IN OAM LOGS</p>

Base Bug Number	Description of the problem
27161546	<p data-bbox="959 289 1192 310">Fix for Bug 27161546</p> <p data-bbox="959 325 1401 436">Refer to technical note Doc ID 2386496.1 available on My Oracle Support. You can access My Oracle Support at https://support.oracle.com.</p> <p data-bbox="959 447 1425 594">Note: By default, the fix for this bug is disabled. The fix can be enabled by adding <code>globalHMACEnabled</code> as <code>true</code>. If the flag is not present or is present with value <code>false</code>, then the fix is disabled.</p> <p data-bbox="959 604 1451 745">Before enabling the fix, it is to be ensured that all webgates are patched with complementary fix (Bug: 27258588, 27355601, and 27568356). For patching webgate, follow webgate patching process.</p> <p data-bbox="959 756 1024 777">Path:</p> <p data-bbox="959 787 1458 846">NGAMConfiguration>DeployedComponent>Server>NGAMServer>Profile>oamproxy</p> <p data-bbox="959 856 1451 940">Caution: If all the webgates are not patched and the flag is enabled, then all those webgates which are not patched will not work.</p> <p data-bbox="959 951 1430 1003">Following is the process to introduce/update the flag value:</p> <ul data-bbox="959 1014 1430 1077" style="list-style-type: none"> • Create a <code>config.properties</code> file with the following content: <pre data-bbox="1008 1119 1438 1493">oam.entityStore.schemaUser=[OAM Schema Name] oam.entityStore.ConnectionString=jd bc:oracle:thin:@[Database Host]: [DB Port]:[Service_ID] oam.entityStore.schemaPassword=[Schema Password] oam.importExportDirPath=[Directo ry where oam-config.xml will be exported/(imported from)] oam.frontending=params=host;port ;protocol</pre> <p data-bbox="1008 1545 1443 1629">Note: Put <code>oam.frontending</code> line as is for the command to work in above config file.</p> <ul data-bbox="959 1640 1451 1692" style="list-style-type: none"> • Export the entire <code>oam-config.xml</code> using the following command: <pre data-bbox="1008 1734 1409 1822">bash-4.1\$ cd [Middleware_Home] bash-4.1\$ [JDK/JRE_Home]/bin/ java -cp</pre>

Base Bug Number	Description of the problem
	<pre>./idm/oam/server/tools/config-utility/config-utility.jar:./oracle_common/modules/oracle.jdbc/ojdbc8.jaroracle.security.am.migrate.main.ConfigCommand [OAM_Domain_Home] export[Path]/config.properties</pre>
	<p>Note:</p> <ul style="list-style-type: none"> - config.properties is the file created in step 1. oam-config.xml will be exported to path [oam.importExportDirPath] - Line breaks in above command are only for demonstration purposes. • Now change the value of field globalHmacEnabled to true/false • Import the updated oam-config.xml using the same command used in step:2 , just change export to import.
27361854	<p>Fix for bug 27361854</p> <p>Note: This bug is dependent on bug 27161546. Along with this, complementary fix on webgate side is covered by bug 27355601.</p>
27853736	<p>DCC RELOGIN FLOW AFTER IDLE TIME OUT DISPLAY SYSTEM ERROR PAGE</p> <p>Note: This bug is dependent on bug 27361854.</p>
27132341	<p>INT STG PRIMARY OAM - UNABLE TO LOGIN TO NEW AGENTS AFTER OCT17 BP</p>
27095174	<p>OPENIDCONNECT SUPPORT FOR OAM SERVER</p>
27084858	<p>PSFE ENHANCEMENT TO RUN FOR BUNDLE PATCH UPDATES</p>
27068410	<p>DISABLE PLAINTEXT OBRAREQ/OBRAR FRONT CHANNEL</p>
26914133	<p>POST DATA PRESERVATION DOES NOT WORK WHEN POST DATA IS LARGER THAN 1200 BYTES</p>
26901175	<p>PASSWORDPOLICYREST:: DELETING ALL PASSWORD POLICIES SHOWS INCORRECT MESSAGE</p>
26862217	<p>POLICY SYNC TO MANAGED SERVERS IS VERY SLOW WHEN APPDOMAIN HAS LOT OF RESOURCES</p>

Base Bug Number	Description of the problem
26479576	<p>SAML-PROTECTED APPLICATION USING FRAMES IS BROKEN BY RETURN OF CLICKJACKINGSCRIP</p> <p>Note: This fix validates the correct url i.e. the next redirect url against WhiteListURLs in federation flow.</p> <p>After applying the patch and before starting OAM nodes. Add the following setting to oam-config.xml file under <Setting Name="EndURLWhiteList" Type="htf:map"> with the REQUEST_URL_KEY that you want to use against WhiteListURLs check.</p> <pre data-bbox="959 701 1458 789"><Setting Name="FedActionUrlKey" Type="xsd:string"><REQUEST_URL_KEY></Setting></pre> <p>Example:</p> <pre data-bbox="959 863 1458 1045"><Setting Name="EndURLWhiteList" Type="htf:map"> <Setting Name="FedActionUrlKey" Type="xsd:string">oracle.security.fed.post.actionurl</Setting> </Setting></pre>
26286819	STRESS:12C OAM- DEADLOCK DETECTED IN OAM DB DURING STRESS TEST
25867806	ENT INT STG DR-TR - PATCH REQUIRED FOR DELETION OF OSSO AND FEDERATION PARTNERS
25369080	DI BASED ON BUG 23745818 : LOGS TO INDICATE FED DEFAULT AUTHN SCHEME ID
25170276	PARAMETER "EMAILMSGFROMNAME" BEING IGNORED IN OTP E-MAILS
24357957	<p>OAM WHITELIST SHOULD HAVE CONFIG TO ENABLE/DISABLE HOSTID CHECKS</p> <p>Note: Enable/Disable the HostId validation mode using WLST command: oamSetHostIdValidationMode(default is true).</p>
23185976	<p>VALIDATE WEBGATEID WHEN RUNNING WLST :</p> <p>UPDATEWEBGATETEMPLATETOWEBGATE MAPPING</p>

Resolved Issues in 12.2.1.3.171121

Table 1-3 Resolved Issues in Release 12.2.1.3.171121

Base Bug Number	Description of the Problem
27077697	FORGOT PASSWORD FUNCTIONALITY USING ONETIMEPIN IN OAM
26821988	OAM : IFRAMEBURSTOUT IN BOTH OAMWHITELISTMODE TRUE AND FALSE
26743138	SKIP_AUTHN_RULE_EVAL SHOULD BE ENABLED BY DEFAULT
26732813	SESSION REST GET/SEARCH RESULT DOES NOT CONTAIN THE EXPIRYTIME ATTRIBUTE
26679791	FIX FOR BUG 25898731 IS FAILING IN OAM 11.1.2.3.171017BP 26540179
26672990	<p>IMPERSONATION SESSION IS ALWAYS CREATED WITH LEVEL 2</p> <p>Note: To update the default auth level for impersonation, a new entry <code>MaxAuthlevel</code> is introduced in <code>oam-config.xml</code> under <code>ImpersonationConfig</code>.</p> <p>Example: <code><Setting Name="MaxAuthLevel" Type="xsd:string">4</Setting></code></p> <p>Pre-Requisite: Update authentication level of <code>oamImpersonationConsent</code> under <code>IAMSuite</code> domain to match the <code>MaxAuthLevel</code>.</p>
26671436	NULL POINTER EXCEPTION IS THROWN WHILE ENABLING SSL FROM OAMCONSOLE
26610754	ER 20773096: ADD ONE NEW WLS CMD FOR WEBGATETEMPLATE REMOVAL
26443261	STEP NUMBER NOT INCREMENTING IN OAM CUSTOM PLUGIN
26429287	ADD WLST FOR SKIP_AUTHN_RULE_EVAL CONFIG PARAMETER
26420974	DETERMINE WHETHER AGENT IS DCC WEBGATE
26375044	<p>AUTHENTICATION FAILING FOR USER-AGENT MATCHING PRE-AUTHN RULE</p> <p>Note: This bug has a dependency on Webgate bug 26389702.</p>
26335555	TOTPLUGIN - CAN ACCESS THE APPLICATION WITH AN EXPIRED TOKEN
26226156	OIF: FEDUSERPROVISIONING PLUGIN CREATING ADDITIONAL ENTRIES FOR UID
26199993	NO SOUND/VIBRATE FROM THE PUSH NOTIFICATION ON THE PHONE SIDE

Table 1-3 (Cont.) Resolved Issues in Release 12.2.1.3.171121

Base Bug Number	Description of the Problem
26180201	GLOBAL LOGOUT FAILS AT OAM AS SP WHEN END_URL CONTAINS QUERY PARAMS
26170087	USER GETTING OAM-7 ERROR WHEN ACCESSING SAML (FED) APP INSIDE OF IFRAME (EVEN WHEN WHITELISTED)
26161468	REDIRECT LOGOUT URL WITH WHITE LIST ENABLED PERMIT REDIRECT ON NON LISTED SITE
26147809	IN FORCE PASSWORD ONLY BROWSER LEVEL VALIDATION IS WORKING
26143230	PRE-AUTHN RULE NOT EVALUATED WHEN SWITCHING FROM DCC SCHEMA
26114972	OAM LOGOUT URL NOT BEHAVING AS EXPECTED
25961607	CONFIGUREPOLICYRESPONSES NOT WORKING FOR PASSWORD POLICY DATE STRING AT 11.1.2.3
25709831	CHANGEPASSWORD AFTER PASSWORD EXPIRY:OAM IS NOT RETURNING THE REASON/ERROR CODE
25534524	LOOP ON SYSTEMERROR WHEN USER SITS FOR OVER 15 MINUTES ON BOOKMARKURL LOGIN PAGE
25485089	DIAG: OPENID ASSOCIATION FAILED FOR RESPONSEHANDLEREXCEPTION
25315550	ADVANCED RULES NOT WORKING IN CLONED ENVIRONMENT AFTER BEING IMPORTED
24817439	<p>SAML ASSERTION HAS INCORRECT DATA FORMAT FOR NAMEID-FORMAT:ENTITY</p> <p>Note: This feature is added to either disable sending Format attribute on Issuer or set it to Unspecified or entity value. This can be set at partner, profile or global level.</p> <p>After applying the fix, following WLST command needs to be executed:</p> <pre>domainRuntime() updatePartnerProperty("<IDP-partner-name>", "idp", "sendsamlissuerformat", "false", "boolean")</pre> <p>Example: updatePartnerProperty("lcr01103-idp", "idp", "sendsamlissuerformat", "false", "boolean")</p>

Table 1-3 (Cont.) Resolved Issues in Release 12.2.1.3.171121

Base Bug Number	Description of the Problem
24746284	IDENTITY CONTEXT CLARIFICATION ON PUBLISHED ATTRIBUTES FORMAT Note: To use the new format for custom attributes, before starting the OAM Managed Server, set the system property <code>oracle.oam.saml.assertion.customattrformat=SAML2.0</code> using the following command, <code>export JAVA_OPTIONS="-Doracle.oam.saml.assertion.customattrformat=SAML2.0"</code> .
22494562	OAM FEDSTS-11013 ERROR: ORA-00001: UNIQUE CONSTRAINT VIOLATED

Known Issues and Workarounds

Known issues and their workarounds in Oracle Access Management Release 12.2.1.3 are described in the Oracle Access Management chapter of the *Release Notes for Oracle Identity Management* document. You can access the Release Notes document in the Oracle Identity Management Documentation library at the following URL:

<https://docs.oracle.com/middleware/12213/idmsuite/IDMRN/toc.htm>

Note:

Some known issues listed in the Release Notes for Oracle Identity Management may have been resolved by this Bundle Patch (Oracle Access Management 12.2.1.3.0). Compare the issues listed in [Resolved Issues](#) of this document when reviewing the *Release Notes for Oracle Identity Management*.

Bundle Patch Number	Base Bug Number/Doc ID	Bug Number/Doc ID	Description of the Problem
OAM BUNDLE PATCH 12.2.1.3.0 (ID: 191201.0123.S)	N/A	2622132.1	<p>When using a failure_url in one of the following scenarios, it causes an OAM system error instead of being redirected to the expected or defined failure URL:</p> <ul style="list-style-type: none"> Using the OAM impersonation feature and calling the following URL that includes a failure_url parameter: <pre> http:// <OAMHOST>:<OAMPORT>/oam/ server/ impersonate/ start? userid=<USERNAME>&success_ url=<SUCCESS_ URL>&failure_ url=<FAILURE_ URL> </pre> Using a federation flow for CUSTOM nameid format that includes any failure URL.

Bundle Patch Number	Base Bug Number/Doc ID	Bug Number/Doc ID	Description of the Problem
12.2.1.3.190609	N/A	29940526	<p>When you create the identity provider (IdP) or Service Provider (SP) partners using the Oracle Access Management Console, the following error message appears:</p> <p>"An internal error occurred while creating Identity Provider Partner. Check the logs for additional details."</p> <p>There is no impact to functionality, and no user action is needed.</p>
12.2.1.3.190609	N/A	N/A	<p>WebGate 12c is using the underscore (_) for host and port separator in Authentication cookie names. For example, the OAMAuthnCookie name format OAMAuthnCookie_example.com:443 is now replaced as OAMAuthnCookie_example.com_443. This leads to SSO failure between the Detached Credential Collector (DCC) and DCC Tunneled resources as the server continues to use the older cookie name format. To resolve this issue, add UniqueCookieNames=legacy to the to the User-defined parameters of the DCC WebGate profile. This will allow Webgate to use older cookie name format.</p>

Bundle Patch Number	Base Bug Number/Doc ID	Bug Number/Doc ID	Description of the Problem
12.2.1.3.180904	MOS Note ID: 2460270.1	28277233	There is a policy corruption issue which occurs when there are multiple webgates with multiple resources. The end user will not be allowed to access the application. Customers encountering this issue should request a one-off patch.
12.2.1.3.180706	N/A	N/A	The only supported response_type for / authorize endpoint to OIDC Server is code i.e.response_type=code .
12.2.1.3.180414	27068410	27606513	disable10gPlainTextReqResparameter is case sensitive Workaround is to use disable10gPlainTextReqRes parameter as it is. Do not change the case.
	27068410	27606466	The functionality does not work when Agent and Preferred Host are different for the registered 10g Webgate Agent Profiles. Workaround is that the Agent Name and Preferred Host has to be same for the registered 10g Webgate Agent Profiles.

Bundle Patch Number	Base Bug Number/Doc ID	Bug Number/Doc ID	Description of the Problem
	27068410	27626433	Functionality does not work when bulk updates are done for updating the userdefinedparam of 10g agent profiles. Workaround is to update the userdefinedparam of all the 10g agent profiles manually using the oamconsole.
	27582324		POST data restoration will not work with ChallengeRedirect Method=GET Workaround is to set, ChallengeRedirect Method=post in the Authentication scheme.
12.2.1.3.171121	27292760		There are cases when AdaptiveAuthenticationPlugin does not contain the required fields to enable the OTP. The Workaround is to add the required fields to update the properties in oam-config.xml file by adding them to the ConfigParams section of the OAMMFAOTP definition.

Oracle® Fusion Middleware Oracle Access Management Bundle Patch Readme, OAM BUNDLE PATCH 12.2.1.3.0 (ID: 191201.0123.S) Generic for all Server Platforms
F26520-01

Copyright © 2020, Oracle and/or its affiliates. All rights reserved.

This software and related documentation are provided under a license agreement containing restrictions on use and disclosure and are protected by intellectual property laws. Except as expressly permitted in your license agreement or allowed by law, you may not use, copy, reproduce, translate, broadcast, modify, license, transmit, distribute, exhibit, perform, publish, or display any part, in any form, or by any means. Reverse engineering, disassembly, or decompilation of this software, unless required by law for interoperability, is prohibited.

The information contained herein is subject to change without notice and is not warranted to be error-free. If you find any errors, please report them to us in writing.

If this is software or related documentation that is delivered to the U.S. Government or anyone licensing it on behalf of the U.S. Government, then the following notice is applicable:

U.S. GOVERNMENT END USERS: Oracle programs, including any operating system, integrated software, any programs installed on the hardware, and/or documentation, delivered to U.S. Government end users are "commercial computer software" pursuant to the applicable Federal Acquisition Regulation and agency-specific supplemental regulations. As such, use, duplication, disclosure, modification, and adaptation of the programs, including any operating system, integrated software, any programs installed on the hardware, and/or documentation, shall be subject to license terms and license restrictions applicable to the programs. No other rights are granted to the U.S. Government.

This software or hardware is developed for general use in a variety of information management applications. It is not developed or intended for use in any inherently dangerous applications, including applications that may create a risk of personal injury. If you use this software or hardware in dangerous applications, then you shall be responsible to take all appropriate fail-safe, backup, redundancy, and other measures to ensure its safe use. Oracle Corporation and its affiliates disclaim any liability for any damages caused by use of this software or hardware in dangerous applications.

Oracle and Java are registered trademarks of Oracle and/or its affiliates. Other names may be trademarks of their respective owners.

Intel and Intel Xeon are trademarks or registered trademarks of Intel Corporation. All SPARC trademarks are used under license and are trademarks or registered trademarks of SPARC International, Inc. AMD, Opteron, the AMD logo, and the AMD Opteron logo are trademarks or registered trademarks of Advanced Micro Devices. UNIX is a registered trademark of The Open Group.

This software or hardware and documentation may provide access to or information about content, products, and services from third parties. Oracle Corporation and its affiliates are not responsible for and expressly disclaim all warranties of any kind with respect to third-party content, products, and services unless otherwise set forth in an applicable agreement between you and Oracle. Oracle Corporation and its affiliates will not be responsible for any loss, costs, or damages incurred due to your access to or use of third-party content, products, or services, except as set forth in an applicable agreement between you and Oracle.