

Oracle® Banking Microservices Architecture

Party Configurations User Guide



14.8.0.0.0
G30777-03
April 2025

ORACLE®

Copyright © 2020, 2025, Oracle and/or its affiliates.

This software and related documentation are provided under a license agreement containing restrictions on use and disclosure and are protected by intellectual property laws. Except as expressly permitted in your license agreement or allowed by law, you may not use, copy, reproduce, translate, broadcast, modify, license, transmit, distribute, exhibit, perform, publish, or display any part, in any form, or by any means. Reverse engineering, disassembly, or decompilation of this software, unless required by law for interoperability, is prohibited.

The information contained herein is subject to change without notice and is not warranted to be error-free. If you find any errors, please report them to us in writing.

If this is software, software documentation, data (as defined in the Federal Acquisition Regulation), or related documentation that is delivered to the U.S. Government or anyone licensing it on behalf of the U.S. Government, then the following notice is applicable:

U.S. GOVERNMENT END USERS: Oracle programs (including any operating system, integrated software, any programs embedded, installed, or activated on delivered hardware, and modifications of such programs) and Oracle computer documentation or other Oracle data delivered to or accessed by U.S. Government end users are "commercial computer software," "commercial computer software documentation," or "limited rights data" pursuant to the applicable Federal Acquisition Regulation and agency-specific supplemental regulations. As such, the use, reproduction, duplication, release, display, disclosure, modification, preparation of derivative works, and/or adaptation of i) Oracle programs (including any operating system, integrated software, any programs embedded, installed, or activated on delivered hardware, and modifications of such programs), ii) Oracle computer documentation and/or iii) other Oracle data, is subject to the rights and limitations specified in the license contained in the applicable contract. The terms governing the U.S. Government's use of Oracle cloud services are defined by the applicable contract for such services. No other rights are granted to the U.S. Government.

This software or hardware is developed for general use in a variety of information management applications. It is not developed or intended for use in any inherently dangerous applications, including applications that may create a risk of personal injury. If you use this software or hardware in dangerous applications, then you shall be responsible to take all appropriate fail-safe, backup, redundancy, and other measures to ensure its safe use. Oracle Corporation and its affiliates disclaim any liability for any damages caused by use of this software or hardware in dangerous applications.

Oracle®, Java, MySQL, and NetSuite are registered trademarks of Oracle and/or its affiliates. Other names may be trademarks of their respective owners.

Intel and Intel Inside are trademarks or registered trademarks of Intel Corporation. All SPARC trademarks are used under license and are trademarks or registered trademarks of SPARC International, Inc. AMD, Epyc, and the AMD logo are trademarks or registered trademarks of Advanced Micro Devices. UNIX is a registered trademark of The Open Group.

This software or hardware and documentation may provide access to or information about content, products, and services from third parties. Oracle Corporation and its affiliates are not responsible for and expressly disclaim all warranties of any kind with respect to third-party content, products, and services unless otherwise set forth in an applicable agreement between you and Oracle. Oracle Corporation and its affiliates will not be responsible for any loss, costs, or damages incurred due to your access to or use of third-party content, products, or services, except as set forth in an applicable agreement between you and Oracle.

Contents

Preface

Purpose	vi
Audience	vi
Documentation Accessibility	vi
Diversity and Inclusion	vii
Conventions	vii
Related Resources	vii
Screenshot Disclaimer	vii
Acronyms and Abbreviations	vii
Basic Actions	viii
Symbols and Icons	viii

1 Configurations

1.1	Address Management	1-2
1.2	KYC Maintenance	1-5
1.3	Credit Rating Agency	1-6
1.3.1	Create Credit Agency	1-6
1.3.2	View Credit Agency	1-7
1.4	Entity Maintenance	1-8
1.5	Host Configuration	1-12
1.6	Location Maintenance	1-12
1.7	Mask Maintenance	1-14
1.8	NAICS Codes Maintenance	1-16
1.9	Organization Maintenance	1-18
1.10	Customer Access Group	1-19
1.11	PII Masking Maintenance	1-21
1.12	Properties Maintenance	1-24
1.13	System Maintenance	1-26
1.14	Tax Country Codes	1-27
1.15	Service Level Agreements (SLA)	1-29
1.15.1	Setup Service Level Agreements	1-30
1.15.2	OBRH Configurations	1-30
1.15.3	Core Maintenance	1-30

1.15.4	Branch Working Time Setup	1-32
1.16	SLA Calculation	1-33
1.17	SLA Widgets	1-34
1.18	Dynamic Task Allocation	1-35
1.18.1	Setup Dynamic Task Allocation	1-35
1.18.1.1	Plato Configuration	1-36
1.18.1.2	Fact Creation	1-37
1.18.1.3	Rule Creation	1-38
1.18.1.4	Rule Group Creation	1-39
1.18.1.5	Entry in TASK_CONFIG table	1-39
1.18.2	Task Allocation Process	1-41
1.18.3	Postman Collection for Rules APIs	1-41
1.19	Multi-Level Authorization	1-41
1.19.1	Setup Multi-Level Authorization	1-42
1.19.2	Additional Field Configuration	1-46
1.19.3	Upload Source for Common Core (CMC) Party Replication	1-47
1.20	Event Delivery Platform	1-48
1.20.1	Architectural View	1-48
1.20.2	Event Publisher	1-49
1.20.2.1	Party Events Maintenance	1-49
1.20.3	Event Subscriber	1-50
1.20.3.1	Create Subscriber	1-51
1.20.3.2	Subscribe Event	1-52
1.20.4	View Published Events	1-55
1.21	Minor Age Validation	1-56
1.22	Party De-duplication Configuration	1-57
1.23	Regional Configuration	1-58
1.24	Configuration Transport Maintenance	1-60
1.24.1	Target Environment Maintenance	1-60
1.24.2	Export	1-62
1.24.3	Import	1-65
1.24.4	Upload ACK	1-66
1.25	OBRH Configuration for Event Transformation	1-67

A List of Functional Activity Codes

B List of Entity Codes

Preface

This topic contains the following subtopics:

- [Purpose](#)
- [Audience](#)
- [Documentation Accessibility](#)
- [Diversity and Inclusion](#)
- [Conventions](#)
- [Related Resources](#)
- [Screenshot Disclaimer](#)
- [Acronyms and Abbreviations](#)
- [Basic Actions](#)
- [Symbols and Icons](#)

Purpose

This guide provides the step-by-step instructions for Configuration Maintenance in Oracle Banking Party.

Audience

This guide is intended for

1. Implementation team for Day Zero Maintenance of configuration in Oracle Banking Party
2. Bank's Team responsible for Maintenance of configurations in Oracle Banking Party as part of sustenance process

Documentation Accessibility

For information about Oracle's commitment to accessibility, visit the Oracle Accessibility Program website at <http://www.oracle.com/pls/topic/lookup?ctx=acc&id=docacc>.

Access to Oracle Support

Oracle customers that have purchased support have access to electronic support through My Oracle Support. For information, visit <http://www.oracle.com/pls/topic/lookup?ctx=acc&id=info> or visit <http://www.oracle.com/pls/topic/lookup?ctx=acc&id=trs> if you are hearing impaired.

Diversity and Inclusion

Oracle is fully committed to diversity and inclusion. Oracle respects and values having a diverse workforce that increases thought leadership and innovation. As part of our initiative to build a more inclusive culture that positively impacts our employees, customers, and partners, we are working to remove insensitive terms from our products and documentation. We are also mindful of the necessity to maintain compatibility with our customers' existing technologies and the need to ensure continuity of service as Oracle's offerings and industry standards evolve. Because of these technical constraints, our effort to remove insensitive terms is ongoing and will take time and external cooperation.

Conventions

The following text conventions are used in this document:

Convention	Meaning
boldface	Boldface type indicates graphical user interface elements associated with an action, or terms defined in text or the glossary.
<i>italic</i>	Italic type indicates book titles, emphasis, or placeholder variables for which you supply particular values.
<code>monospace</code>	Monospace type indicates commands within a paragraph, URLs, code in examples, text that appears on the screen, or text that you enter.

Related Resources

For more information, see these Oracle resources:

- *Getting Started User Guide*
- *Oracle Banking Common Core User Guide*
- *Oracle Banking Security Management System User Guide*

Screenshot Disclaimer

Personal information used in the interface or documents is dummy and does not exist in the real world. It is only for reference purposes.

Acronyms and Abbreviations

The list of the acronyms and abbreviations that you are likely to find in the guide are as follows:

Table 1 Acronyms and Abbreviations

Abbreviation	Description
PII	Personally Identifiable Information
UI	User Interface

Basic Actions

Most of the screens contain buttons to perform all or few of the basic actions. The following table gives a snapshot of them:





Table 2 Basic Actions

Action	Description
Cancel	On click of Cancel, the system will ask for confirmation and on confirming the task will be closed without saving the data.
Next	On click of Next, the details of the captured will be saved and then system will move to the next screen. If mandatory fields have not been captured, system will display error until the mandatory fields have been captured. If mandatory fields have not been captured, system will display error until the mandatory fields have been captured.
Back	On click of Back, the details of the captured will be saved and then system will move to the previous screen.
Save and Close	On click of Save and Close, the captured details will be saved. If mandatory fields have not been captured, system will display error until the mandatory fields are captured.

Symbols and Icons

The following are the symbols you are likely to find in this guide:

Table 3 Symbols and Icons

Symbol/Icon	Function
+	Add icon
<Edit>	Edit icon
<Delete>	Delete icon
<Calendar>	Calendar icon
	Close icon
	Expand view
	Maximize
	Minimize

1

Configurations

Configurations Maintenance is a process to setup and prepare to build application for end-user user. Configurations are commonly done as per the client and end-user requirements.

Prerequisites:

Specify **User ID** and **Password**, and login to **Home** screen. For information on login procedure, refer to the *Getting Started User Guide*.

This topic contains the following subtopics:

- [Address Management](#)
Address management maintenance describes the systematic instructions to initiate and view the address maintenance.
- [KYC Maintenance](#)
KYC maintenance is to setup KYC related configurations, which are used during party onboarding process and standalone KYC. Through KYC maintenance different parameters such as automated or manual KYC, region, etc., can be configured.
- [Credit Rating Agency](#)
Credit Rating Agency maintenance describes the systematic instruction to initiate and view the credit rating.
- [Entity Maintenance](#)
This topic describes the systematic instructions to initiate and view the Entity maintenance.
- [Host Configuration](#)
Host configuration is to configure the source systems for Retail Party View 360 information.
- [Location Maintenance](#)
This topic describes the systematic instructions to initiate and view the Location maintenance.
- [Mask Maintenance](#)
This topic describes the systematic instructions to initiate and view the Mask maintenance.
- [NAICS Codes Maintenance](#)
This topic describes about systematic instructions to maintain NAICS codes.
- [Organization Maintenance](#)
This topic describes the systematic instructions to initiate and view the Organization maintenance.
- [Customer Access Group](#)
This topic describes the information about the Customer Access Group configurations.
- [PII Masking Maintenance](#)
This topic describes the systematic instructions to initiate and view the PII Masking configurations.
- [Properties Maintenance](#)
Properties maintenance describes the systematic instructions to view and update the key properties.

- [System Maintenance](#)
System maintenance describes the systematic instructions to configure system behavior properties.
- [Tax Country Codes](#)
This topic describes about systematic instructions to maintain tax country codes.
- [Service Level Agreements \(SLA\)](#)
This topic describes the information about the Service Level Agreements.
- [SLA Calculation](#)
This topic describes the information about the SLA Calculation.
- [SLA Widgets](#)
This topic describes the information about the SLA Widgets.
- [Dynamic Task Allocation](#)
This topic describes the information about the Dynamic Task Allocation.
- [Multi-Level Authorization](#)
This topic describes the information about the Multi-Level Authorization.
- [Event Delivery Platform](#)
The **Event Delivery Platform** serves as an integration framework connecting event publishers and event subscribers. This platform facilitates the seamless flow of events, which are generated upon the completion of specific actions by event-publishing products. The events are then consumed by event-subscribing products.
- [Minor Age Validation](#)
Minor Age Validation through validation allows specific minor age criteria using rule framework. This configuration is critical in scenarios, where minor age is determined based on state level age limits for minors.
- [Party De-duplication Configuration](#)
Party de-duplication check provides duplicate party check, if user try to onboard party already existing in Oracle Banking Party. Duplication check can be configured based on following parameters through FACT and Rule Configuration. For more information on the FACT and Rules configuration, refer to the **Common Core User Guide**.
- [Regional Configuration](#)
Regional configuration framework is provided by Plato to enable and configure products within the Oracle Banking Microservices Architecture framework as per regional requirements.
- [Configuration Transport Maintenance](#)
This topic describes the procedure to configure transport maintenance.
- [OBRH Configuration for Event Transformation](#)
This topic describes the systematic instructions to configure the OBRH configuration for event transformation.

1.1 Address Management

Address management maintenance describes the systematic instructions to initiate and view the address maintenance.

This screen is to enable financial institutions to configure address related requirements. Using Address Management maintenance, the user can configure:

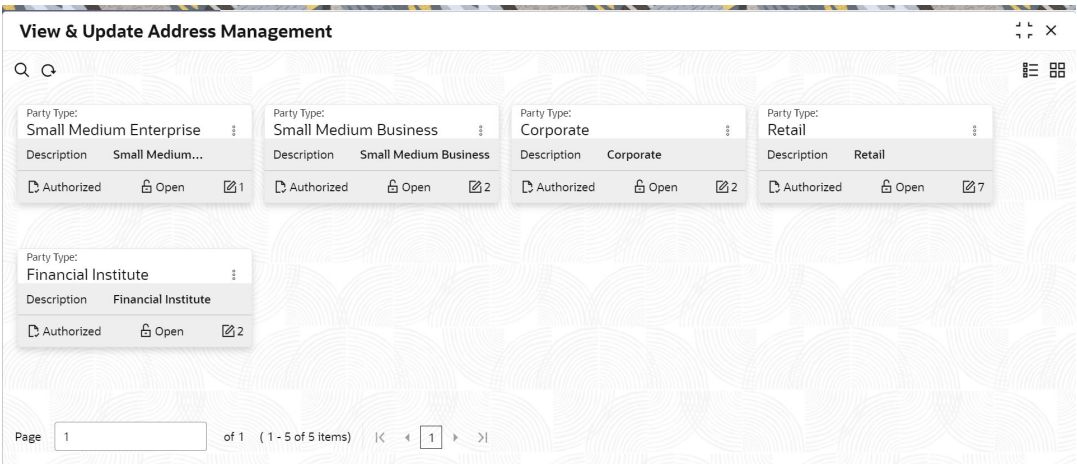
- Mandatory and optional address types
- Minimum address requirement

To initiate Address Management

- 1. On **Home** screen, click **Party Services**. Under **Party Services**, click **Maintenance**.
- 2. Under **Maintenance**, click **Address Management**. Under **Address Management**, click **View & Update Address Management**.

The **View & Update Address Management** screen is displayed.

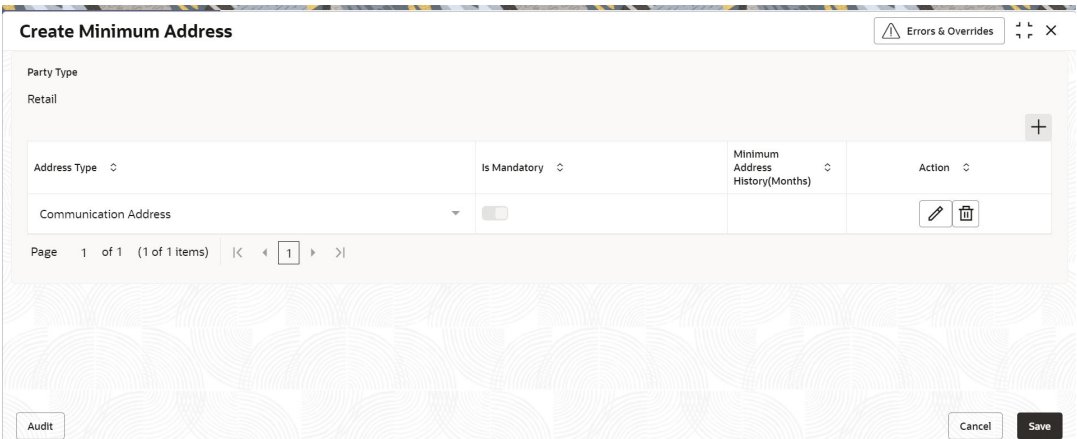
Figure 1-1 View and Update Address Management



- 3. Select the required **Party Type**, and click **Unlock** to maintain address management configuration.

The **Create Minimum Address** screen is displayed.

Figure 1-2 Create Minimum Address



- 4. On the **Create Minimum Address** screen, specify the fields. For more information on fields, refer to the field description table.

Table 1-1 Create Address Management - Field Description



Field	Description
Address Type	<p>Select the address type from the drop-down list. The available options are:</p> <ul style="list-style-type: none"> • Permanent Address • Residential Address • Communication Address • Office Address <div>  Note: <ul style="list-style-type: none"> • This field is mandatory. In case of no configuration for an address type, the same will be optional during onboarding and amendment. • The drop-down values are based on the configuration maintained in the Entity Code Maintenance screen. </div>
Is Mandatory	Enable toggle button if the address type is required to capture during party onboarding and amendment process. For more information, refer to the Table 1-2 .
Minimum Address History (Months)	<p>Provide a value to define what the minimum address history is required to be captured during party onboarding and amendment process.</p> <div>  Note: <p>This field accepts only a numeric value without a decimal place.</p> </div>
Action	Click the necessary icon to edit, save, or delete a row.

Table 1-2 Behavior of Current Address Data Segment

Is Mandatory	Minimum Address History	Behavior
Enabled	0 (Zero) Month or No Value	During the party onboarding and amendment, the respective address will be mandatorily captured without any minimum address history validation.
Enabled	Value starting from 1 Month and More	During the party onboarding and amendment, the respective address will be mandatory to be captured with minimum address history validation.
Disabled	0 (Zero) Month or No Value	During the party onboarding and amendment, address capture will be optional.

1.2 KYC Maintenance

KYC maintenance is to setup KYC related configurations, which are used during party onboarding process and standalone KYC. Through KYC maintenance different parameters such as automated or manual KYC, region, etc., can be configured.

KYC (Know Your Customer) Maintenance allows organizations to manage and configure customer verification processes for different KYC types such as Address, Identity, and more. It ensures compliance with regulatory requirements by enabling businesses to define automation, mandatory checks, service providers, and validity periods for each KYC type.

Key Configurable Parameters in KYC Maintenance:

KYC Type – Specifies the category of KYC verification, such as Address, Identity, Employment, or Financial Information.

Automated KYC Configuration – Determines whether the KYC process is automated or requires manual verification.

Mandatory KYC Configuration – Defines whether a particular KYC type is compulsory for customer onboarding and transactions.

Automated KYC Service Name – Identifies the system or service used for automated KYC verification.

Service Provider Name – Specifies the external agency or provider responsible for conducting automated KYC checks.

KYC Validity Period – Defines the duration for which the KYC data remains valid before requiring re-verification.



Note:

KYC Maintenance is used for Standalone KYC Process. For KYC through Party Management, refer [Properties Maintenance](#).

To initiate KYC Maintenance

1. On **Home** screen, click **Party Services**, under **Party Services**, click **Maintenance**.
2. Under **Maintenance**, click **KYC Maintenance**, under **KYC Maintenance**, click **View and Update KYC**.

The **View and Update KYC** screen is displayed.

Figure 1-3 View and Update KYC

3. Select **Party Type** from the available Party.

The available type are:

- **Retail**
 - **SMB**
4. Click the **Operational Menu** (3 dots) icon and select **Unlock** for the required **Party Type** to edit the details. For more information on fields, refer to the filed description table.

Table 1-3 Add KYC - Field Description

Field	Description
KYC Type	Select the type of KYC needs to configured.
Is Automated	Flag to identify if KYC type is automated.
Is Mandatory	Flag to identify, if KYC type is mandatory to be captured during party onboarding process and standalone KYC creation.
Service Name	Enter the service name for the automated KYC. Service name is the service as provided by KYC service provider during integration process.
Service Provider	Enter the service provider of the KYC service.
Validity Period	Validity period of the KYC defined in months. If no value is configured, it will be considered and no validity period. Validity period will be used to populate KYC expiry date during KYC creation.

5. Click **Save** button to save the configuration.

1.3 Credit Rating Agency

Credit Rating Agency maintenance describes the systematic instruction to initiate and view the credit rating.

This screen is to configure credit rating agencies as required during the Small and Medium Enterprise, Corporate, and Financial Institution Onboarding and Amendment process.

This topic contains the following subtopics:

- [Create Credit Agency](#)
Create Credit Agency maintenance describes the systematic instruction to create the credit rating.
- [View Credit Agency](#)
View Credit Agency maintenance describes the systematic instruction to view the credit rating.

1.3.1 Create Credit Agency

Create Credit Agency maintenance describes the systematic instruction to create the credit rating.

This screen is to configure credit rating agencies as required during Small and Medium Enterprise, Corporate, and Financial Institution Onboarding and Amendment process.

To Create Credit Agency Maintenance

1. On **Home** screen, click **Party Services**. Under **Party Services**, click **Maintenance**.
2. Under **Maintenance**, click **Credit Rating Agency**. Under **Credit Rating Agency**, click **Create Credit Agency**.

The **Create Credit Agency** screen is displayed.

Figure 1-4 Create Credit Agency

The screenshot shows the 'Create Credit Agency' form. It includes three required input fields at the top: 'Agency code', 'Agency Description', and 'Agency Type'. Below these is a table for 'Rating Code', 'Rating Description', and 'Actions'. The table is currently empty, displaying 'No data to display.' and 'Page 1 (0 of 0 items)'. At the bottom right, there are 'Cancel' and 'Save' buttons.

3. On the **Create Rating Agency** screen, specify the fields. For more information on fields, refer to the field description table.

Table 1-4 Credit Rating Agency - Field Description

Field	Description
Agency code	Specify the agency code.
Agency Description	Specify the description of the agency code.
Agency Type	Select type of the agency from the drop-down list. The available values are: <ul style="list-style-type: none">• Internal• External
Rating Code	Specify the rating code of the credit agency.
Rating Description	Specify the description of the rating code.
Actions	Click the necessary icon to perform the below actions: <ul style="list-style-type: none">• Edit• Save• Delete

4. Click **Save**.

1.3.2 View Credit Agency

View Credit Agency maintenance describes the systematic instruction to view the credit rating.

This screen is to configure credit rating agencies as required during Small and Medium Enterprise, Corporate, and Financial Institution Onboarding and Amendment process.

To View Credit Agency Maintenance

1. On **Home** screen, click **Party Services**. Under **Party Services**, click **Maintenance**.
2. Under **Maintenance**, click **Credit Rating Agency**. Under **Credit Rating Agency**, click **View Credit Agency**.

The **View Credit Agency** screen is displayed.

Figure 1-5 View Credit Agency

Agency code:	Agency...	Status	Open	Count
SUPTESTQA1	SUPTESTQA1	Rejected	Open	5
AT240905	FITCHTESTINGAT	Authorized	Open	3
AT878504	FITCHTESTINGAT	Authorized	Open	3
AT460435	FITCHTESTINGAT	Authorized	Open	3
AT429823	FITCHTESTINGAT	Rejected	Open	1
AT221413	FITCHTESTINGAT	Authorized	Open	3
AT722347	FITCHTESTINGAT	Rejected	Open	1
AT413862	FITCHTESTINGAT	Rejected	Open	1
AT631085	FITCHTESTINGAT	Authorized	Open	3
AT462251	FITCHTESTINGAT	Rejected	Open	1

Page 1 of 20 (1 - 10 of 200 items) |< 1 2 3 4 5 ... 20 >|

You can view a summary of the configured records for the credit agency details on this screen.

1.4 Entity Maintenance

This topic describes the systematic instructions to initiate and view the Entity maintenance.

Dependent Field Configuration

Dependent field configuration applies to the fields , wherein, drop-down values dependent field is available based on drop-down value selected in primary field. Oracle Banking Party supports configuration of dependent fields using entity code maintenance.

Note:

Not all drop-down fields can be configured as dependent fields. It's a specific set of fields supported by Oracle Banking Party.

Dependent field configuration applies to fields where the drop-down values of a dependent field are dynamically filtered based on the selection made in a primary field. This ensures that users are presented only with relevant options, improving accuracy and efficiency in data entry. Oracle Banking Party supports the configuration of dependent fields using Entity Code Maintenance, allowing seamless management of field dependencies.

Note:

Not all drop-down fields can be configured as dependent fields. Only a specific set of fields within Oracle Banking Party support this functionality. Refer to the relevant onboarding user guides for each party type to identify the supported dependent fields.

Steps to Configure Dependent Fields Using Entity Code Maintenance

1. Configure the Primary Field
 - a. Identify the Entity Code associated with the primary field.
 - b. Define the required Sub-Entity Codes, which will serve as the drop-down values available for selection in the primary field.
2. Configure the Dependent Field
 - a. Use the Sub-Entity Codes from the primary field to define Entity Codes for the dependent field.
 - b. This ensures that when a user selects a value in the primary field, the corresponding Entity Code is applied to the dependent field.
3. Set Drop-Down Values for the Dependent Field
 - a. Assign Sub-Entity Codes to the dependent field's Entity Codes to define its drop-down values.
 - b. These values will dynamically update based on the selection made in the primary field.

Example

1. Configure the Primary Field
The **Primary Field** in this example is "Origin Code" (**Entity Code**: OGC). It has the following Sub-Entity Codes, which define its drop-down values:

Table 1-5 Primary Field - Field Description

Primary Field Entity Code	Entity Code Description	Primary Field Sub-Entity Code	Sub-Entity Code Description
OGC	Origin Code	SO	Single Occupational
OGC	Origin Code	SA	Single Associational

When a user selects a value in the **Origin Code** drop-down field, they can choose between:

- **SO** (Single Occupational)
 - **SA** (Single Associational)
2. Configure the Dependent Field
Now, the **Dependent Field** will have its values filtered based on the selection made in the **Primary Field**. The **Entity Code** for the dependent field corresponds to the **Sub-Entity Codes** of the primary field.

For example:

- **SO (Single Occupational)** becomes an **Entity Code** for the dependent field.
- **SA (Single Associational)** also becomes an **Entity Code** for the dependent field.

Each of these **Entity Codes** has its own **Sub-Entity Codes**, which define the drop-down values for the dependent field.

3. Define Drop-Down Values for the Dependent Field
The following table shows the **Dependent Field Entity Codes** and their corresponding **Sub-Entity Codes**, which will be displayed in the dependent field drop-down based on the primary field selection:

Table 1-6 Dependent Field Entity Codes - Field Description

Dependent Field Entity Code	Entity Code Description	Dependent Field Sub-Entity Code	Sub-Entity Code Description
SA	Single Associational	SPO	Spouses
SA	Single Associational	ECU	Employees of Credit Union
SA	Single Associational	PEN	Pensioners
SO	Single Occupational	PEN	Pensioners
SO	Single Occupational	VLT	Volunteers
SO	Single Occupational	IMF	Immediate Family

Entity Maintenance enables the user to easily configure and maintain entity codes used in system from UI screen rather than inserting it in Database.

Using Entity Maintenance, the user will be able to

- Add, Delete and Modify entity codes
- Add, Delete, Modify sub-entity codes for each of the entity codes

Initiate Entity Maintenance

1. On **Home** screen, click **Party Services**. Under **Party Services**, click **Maintenance**.
2. Under **Maintenance**, click **Entity**. Under **Entity**, click **Create Entity**.

The **Create Entity** screen displays.

Figure 1-6 Create Entity

3. On **Create Entity** screen, specify the following attributes.
For more information on fields, refer to the field description table.

Table 1-7 Create Entity - Field Description

Field	Description
Entity Code	Specify the entity code to be define with the list of drop-down values.
Entity Description	Specify the description of the entity code.
Language	Language of the entity code.
Sub Entity Code	Specify the Sub Entity Code for the selected Entity Code.
Sub Entity Description	Specify the description of Sub Entity Code.
Retail	Enable toggle button if the sub-entity code is applicable for retails party.
SMB	Enable toggle button if the sub-entity code is applicable for SMB party.
Corporate	Enable toggle button if the sub-entity code is applicable for corporate party.
SME	Enable toggle button if the sub-entity code is applicable for SME party.
FI	Enable toggle button if the sub-entity code is applicable for financial institution party.

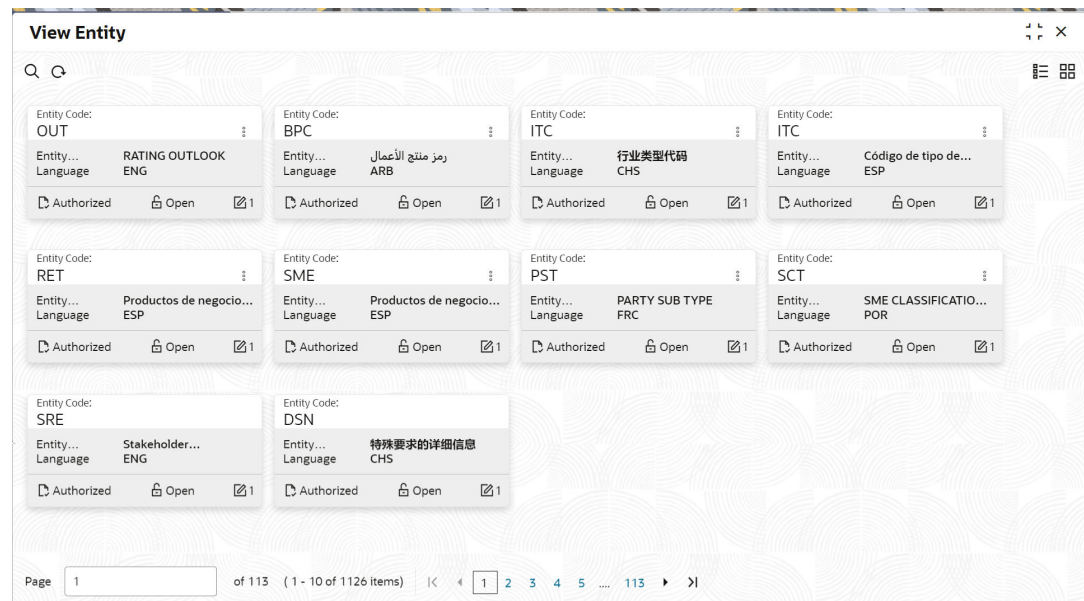
- Click **+** button to add Sub-entities for Entity Code.
- Click **Save**.

View Entity Maintenance

Once the record is authorized by the checker, the user can view the Entity Maintenance.

- On **Home** screen, click **Party Services**. Under **Party Services**, click **Maintenance**.
- Under **Maintenance**, click **Entity**. Under **Entity**, click **View Entity**.

The **View Entity** screen displays.

Figure 1-7 View Entity

1.5 Host Configuration

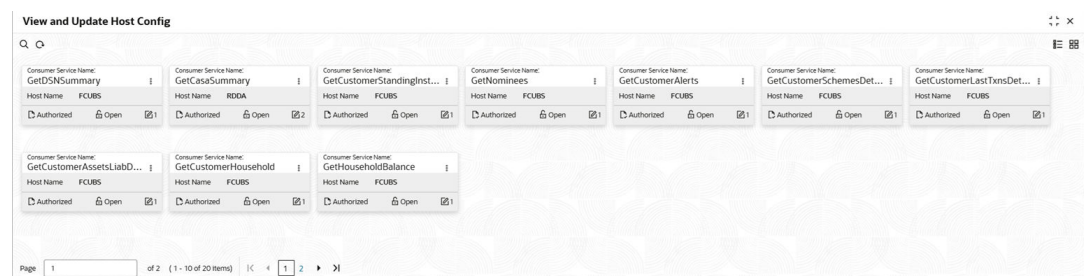
Host configuration is to configure the source systems for Retail Party View 360 information.

To initiate Host Configuration

1. On **Home** screen, click **Party Services**. Under **Party Services**, click **Maintenance**.
2. Under **Maintenance**, click **Host Config**. Under **Host Config**, click **View and Update Host Config**.

The **View and Update Host Config** screen is displayed.

Figure 1-8 View and Update Host Config



3. On the **View and Update Host Config** screen, select the service, and click on **Operational Menu** (3 dots) to view or update the configuration. For more information on fields, refer to the field description table.

Table 1-8 Host Configuration - Field Description

Field	Description
Consumer Service Name	Displays the consumer service name.
Host Name	Displays the host name.
Action	Click the necessary icon to edit, save, or delete a row.

4. Click **Save**.

1.6 Location Maintenance

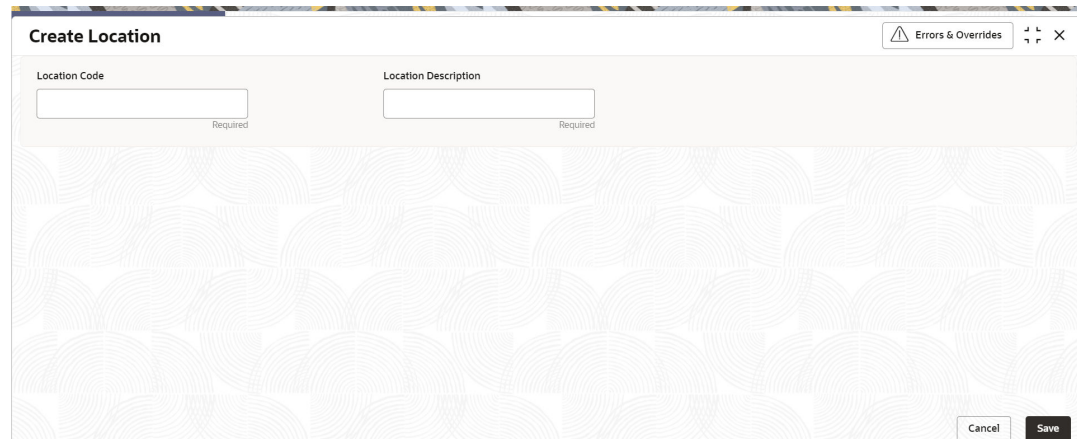
This topic describes the systematic instructions to initiate and view the Location maintenance.

Location Maintenance enables the user to add, delete and modify Location Codes. Location Codes can be captured during party onboarding and amendment process to identify precise location of the customer. Location codes can be specific definition of locations within a specified area by the financial institutions.

Initiate Location Maintenance

1. On **Home** screen, click **Party Services**. Under **Party Services**, click **Maintenance**.
2. Under **Maintenance**, click **Location**. Under **Location**, click **Create Location**.

The **Create Location** screen displays.

Figure 1-9 Create Location

3. On **Create Location** screen, specify the following attributes.
For more information on fields, refer to the field description table.

Table 1-9 Create Location - Field Description

Field	Description
Location Code	Specify the specific location code, which can be selected during Party onboarding and amendment process.
Location Description	Specify the description of the location code.

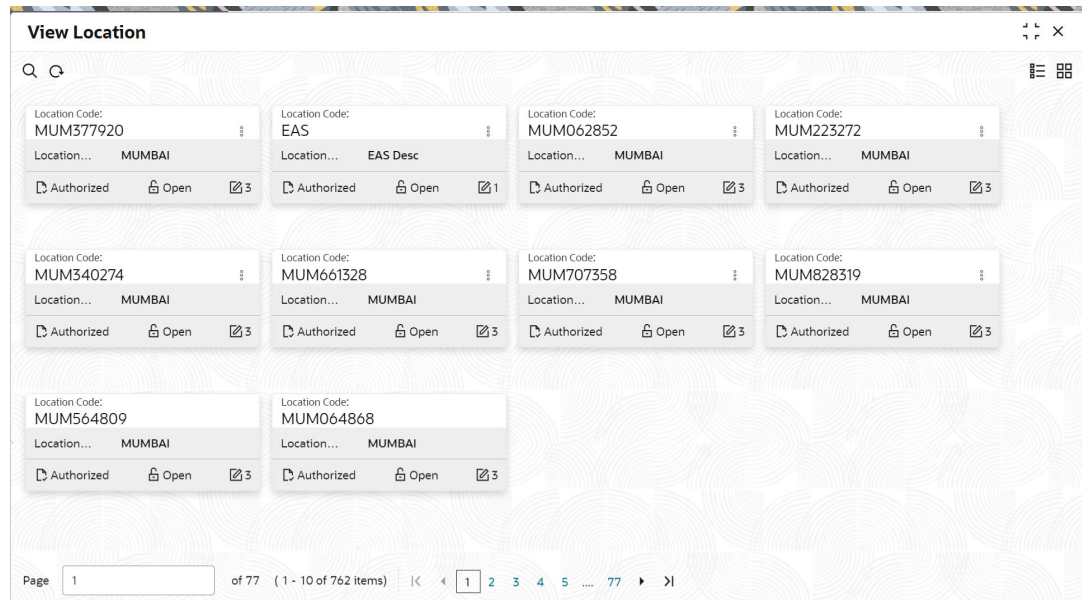
4. Click **Save** to save the location code.

View Location Maintenance

Once the record is authorized by the checker, the user can view the Location Maintenance.

5. On **Home** screen, click **Party Services**. Under **Party Services**, click **Maintenance**.
6. Under **Maintenance**, click **Location**. Under **Location**, click **View Location**.

The **View Location** screen displays.

Figure 1-10 View Location

1.7 Mask Maintenance

This topic describes the systematic instructions to initiate and view the Mask maintenance.

Mask Maintenance enables the user to create a mask for defining the Party Id format.



Note:

If no Mask Maintenance is configured, the default party id will be generated as “YYJJJSSSS” wherein,
YY – Current Year

JJJ – Julian Date of current year

SSSS – Sequence Number

Initiate Mask Code Maintenance


1. On **Home** screen, click **Party Services**. Under **Party Services**, click **Maintenance**.
2. Under **Maintenance**, click **Mask**. Under **Mask**, click **Create Mask**.

The **Create Mask** screen displays.

Figure 1-11 Create Mask

3. On **Create Mask** screen, specify the following attributes.
For more information on fields, refer to the field description table.

Table 1-10 Create Mask - Field Description

Field	Description
Mask Code	Select the mask type as Party Id from the dropdown list.
Component	Displays the attribute name added from the list.
Mask	<p>If no mask is defined, a default mask – PTYbbbbbbdddddssss is applicable which includes:</p> <ol style="list-style-type: none"> a. Prefix with values PTY b. Branch Code c. Julian Date (ddddd) d. Sequence Number (ssss) of length 4 characters <div style="border: 1px solid #0070c0; padding: 10px; margin-top: 10px;"> <p> Note:</p> <p>If any attribute is configured with a number of digits/value lesser than the maximum allowed, it will be padded with 0's in the actual party id.</p> </div>
Delete	Click this icon to delete the added parameter.

4. Click **Add** button to add the parameters for the Party Id Mask.
5. Add the following attributes:
 - a. Prefix Code (PTY) – a prefix that can be attached to the party id. This attribute is optional and editable.
 - b. Branch Code (bbb) – The branch code of the user logged in branch. This attribute is optional and non-editable.
 - c. Julian Date (ddddd) – The Julian date in YYDDD format on which the party is being onboarded. This attribute is optional and non-editable.

- d. **Sequence Number (ssss)** – A sequence number that can be appended to the party id. The system will generate the sequence number based on the length defined in the mask. This attribute is mandatory and editable.
6. Click **Save** to save the party id mask.


View Mask Maintenance

Once the record is authorized by the checker, the user can view the Entity Maintenance.

7. On **Home** screen, click **Party Services**. Under **Party Services**, click **Maintenance**.
8. Under **Maintenance**, click **Mask Management**. Under **Mask Management**, click **View Mask**.

The **View Mask** screen displays.

Figure 1-12 View Mask



1.8 NAICS Codes Maintenance

This topic describes about systematic instructions to maintain NAICS codes.

NAICS Codes (North American Industry Classification System)

The **North American Industry Classification System (NAICS)** is a standardized classification system used by businesses and governments in the United States, Canada, and Mexico to categorize industries based on their economic activities. NAICS codes are used for statistical analysis, tax reporting, government contracts, and regulatory compliance.

Structure of NAICS Codes

A NAICS code is a **six-digit** number, structured as follows:

- **First Two Digits (Sector)** – Identifies the broad industry sector (e.g., Manufacturing, Retail, Healthcare).
- **Third Digit (Subsector)** – Further categorizes the industry within the sector.
- **Fourth Digit (Industry Group)** – Specifies a more detailed industry classification.
- **Fifth Digit (NAICS Industry)** – Represents a particular industry within the group.
- **Sixth Digit (National Industry)** – Identifies country-specific variations, if applicable.

Common Uses of NAICS Codes

- **Government Contracts & Grants** – Businesses use NAICS codes to qualify for contracts and funding.

- **Tax Reporting & Compliance** – IRS and other agencies classify businesses based on their industry.
- **Market Research & Analysis** – Companies use NAICS codes to study industry trends and competitors.
- **Regulatory Reporting** – Many agencies require businesses to report data using NAICS classifications.

Initiate NAICS Management

1. On **Home** screen, click **Party Services**, under **Party Services**, click **Maintenance**.
2. Under **Maintenance**, click **Naics Details**, under **Naics Details**, click **Create Naics Details**.

The **Create Naics Details** screen is displayed.

Figure 1-13 Create Naics Details

3. On **Create Naics Details** screen, specify the following attributes.
For more information on fields, refer to the field description table.

Table 1-11 Create Naics Details - Field Description

Field	Description
NAICS Code	The North American Industry Classification System (NAICS) Code is a six-digit identifier used to classify businesses
NAICS Name	The NAICS Name is the official industry title associated with a specific NAICS code, describing the type of business activity it represents.

4. Click **Save**.

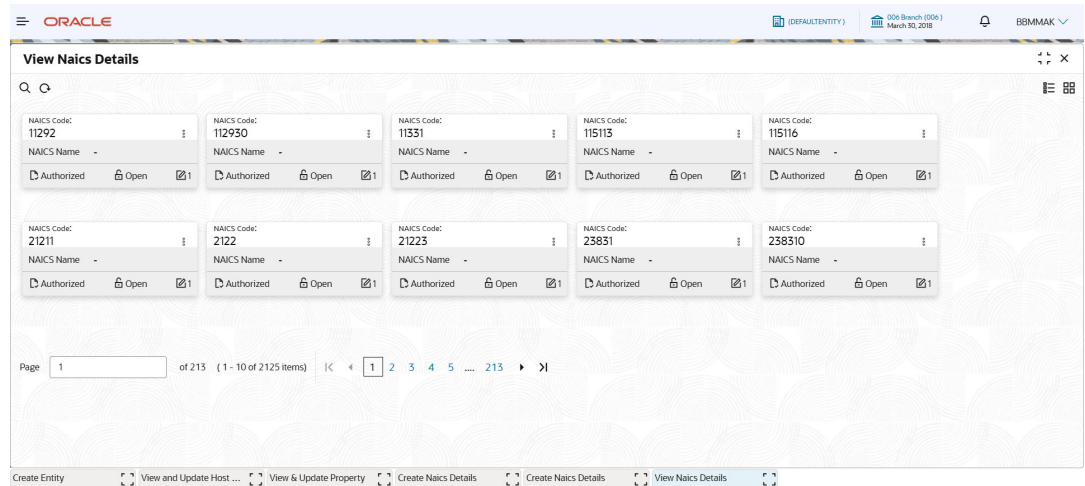
View and Edit Naics Maintenance

Once the record is authorized by the checker, the user can view the Entity Maintenance.

5. On **Home** screen, click **Party Services**, under **Party Services**, click **Maintenance**.
6. Under **Maintenance**, click **Naics Details**, under **Naics Details**, click **View Naics Details**.

The **View Naics Details** screen is displayed.

Figure 1-14 View Naics Details



1.9 Organization Maintenance

This topic describes the systematic instructions to initiate and view the Organization maintenance.

Organization Maintenance functionality allows user to add, delete and modify Organizations Codes and respective description of the Organization.

Initiate Organization Maintenance

1. On **Home** screen, click **Party Services**. Under **Party Services**, click **Maintenance**.
2. Under **Maintenance**, click **Organization**. Under **Organization**, click **Create Organization**. The **Create Organization** screen displays.

Figure 1-15 Create Organization

3. On **Create Organization** screen, specify the following attributes.
For more information on fields, refer to the field description table.

Table 1-12 Create Organization - Field Description

Field	Description
Organization Code	Specify the specific Organization code, which can be selected during Party onboarding and amendment process.
Organization Description	Specify the name of the organization.

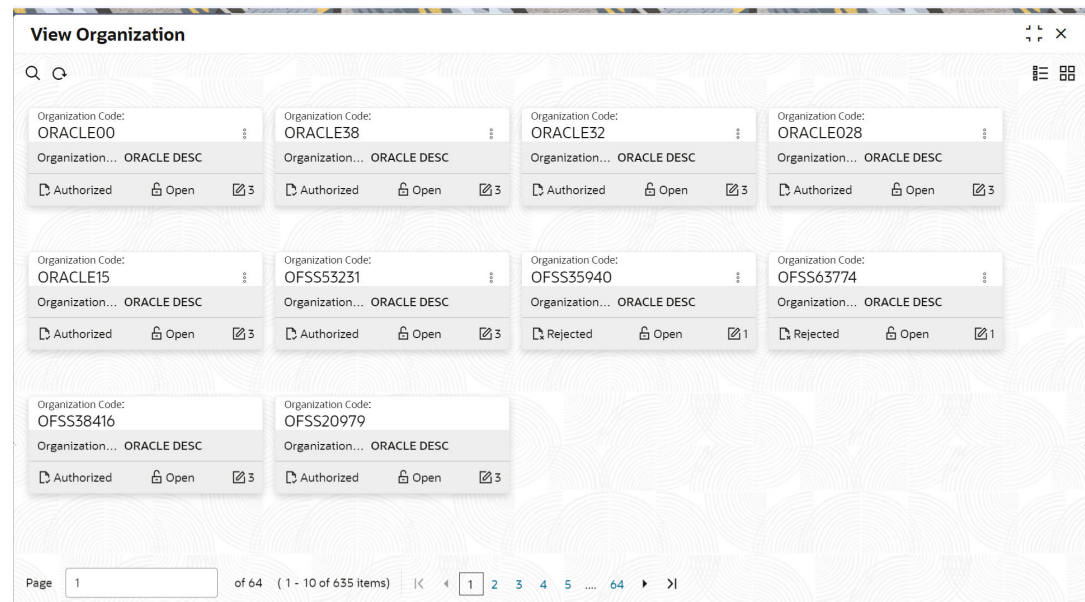
- Click **Save** to save the Organization code.

View Organization Maintenance

Once the record is authorized by the checker, the user can view the Entity Maintenance.

- On **Home** screen, click **Party Services**. Under **Party Services**, click **Maintenance**.
- Under **Maintenance**, click **Organization**. Under **Organization**, click **View Organization**.

The **View Organization** screen displays.

Figure 1-16 View Organization

Note:

A records can be rejected by the authorizer for certain reasons. In such cases, the maintenance will be available to make for updates and subsequent approval by the authorizer. For more information, refer to Getting Started User Guide.

1.10 Customer Access Group

This topic describes the information about the Customer Access Group configurations.

Customer access group functionality is part of privacy by design requirements. The customer access group will restrict unauthorized access by the users to details of customers within specific customer access groups such as High Net Worth, Sensitive etc.

Customer Access Group Configuration:

Step 1 – Create Customer Access Group (Core Maintenance)

Step 2 – Map Customer Access Group/s to User/s (SMS User Maintenance)

During Party Onboarding and Amendment process, based on the configuration, customer access group can be assigned updated by users.

Customer Access Group is applicable for all customer types – Retail, Small and Medium Business (SMB), Small and Medium Enterprise (SME), Corporate, Financial Institutions (FI).

Example of Customer Access Group:

- Access Groups: AccessGroup_1, AccessGroup_2,
- User: USER1, USER2
- Customers: CUST11, CUST12, CUST13, CUST21, CUST22, CUST23, CUST31, CUST32 & CUST33

Mapping of User and Access Group Restriction and Customer belongs to Access Group as follows:

Table 1-13 Access Group Mapping

USER1	USER2	USER3 & USER4
AccessGroup_1	AccessGroup_2 AccessGroup_3	AccessGroup_3
AccessGroup_1	AccessGroup_2	AccessGroup_3
CUST11 CUST12 CUST13	CUST21 CUST22 CUST23	CUST31 CUST32 CUST33

- USER1 will be able to access customer belonging to AccessGroup_1 only. User will not be able to query CUST21, since CUST21 belongs to AccessGroup_2 which is not allowed for user USER1.
- USER2 will be able to access customer belonging to AccessGroup_2 and AccessGroup_3. User will not be able to access CUST12 belongs to AccessGroup_1 which is not allowed for this user.
- USER3 & USER4 both will be able to access customer belonging to AccessGroup_3 only. User will not be able to access Cust11 or Cust21, belongs to AccessGroup_1 & AccessGroup_2 which is not allowed for this user.



Note:

The customer access group is applicable for stakeholders also. A user will not be able to access details of a stakeholder linked to a party, if user does not have access to customer access group of the linked stakeholder.

For more details, refer to **Oracle Banking Common Core User Guide** and **Oracle Banking Security Management System User Guide**.

1.11 PII Masking Maintenance

This topic describes the systematic instructions to initiate and view the PII Masking configurations.

Personally Identifiable Information (PII) Masking requirements is part of privacy by design requirements. PII functionality is to restrict unauthorized access by the users to personal information of customer by masking the PII information.

PII Information masking will be as follows

- **PII access is enabled for the user** – PII information will be visible to the user.
- **PII access is disabled for the user** – PII information will be visible as masked information as per defined masks.

Figure 1-17 Sample Masked Information


The screenshot displays a user interface for a retail customer profile. The header shows the customer ID 'XXXXXXX (009916) - Retail Customer'. The profile includes a masked name 'XXssica J JaXXX' with a 'Gold' status, a masked signature, and masked contact information (address, phone, email). Other information like KYC status (Verified) and relationship details are also masked. Financial sections include 'CASA' (Total Balance 0), 'Loan Account' (Total Outstanding 0), 'Limits' (Total Available Balance 0), 'Fixed Deposit' (Total Balance 0), and 'Credit Cards' (Total Balance Due 0). A 'SHOW MORE' link is present. The 'Pending Activities' and 'Pending Requests' sections show 'No record to display'. The 'Relationship Value' section also shows 'No record to display'. The 'Upcoming Events' section shows a calendar for April 2022 with the 28th highlighted as 'Today'. The 'Last 5 Transactions' section shows 'No record to display'. The 'Fee Income Products' section has tabs for 'Credit Cards', 'Demat Account', and 'Insurance'. The 'Standing Instructions' section shows 'No record to display'. The 'Relationship' section shows 'No record to display' and has buttons for 'Household View' and 'Household Balance'. The 'Related to Other Customers' section is also visible.

Refer to **Oracle Banking Security Management System User Guide** for more details on enabling and disabling PII access for the user.

Initiate PII Mask Management Configuration

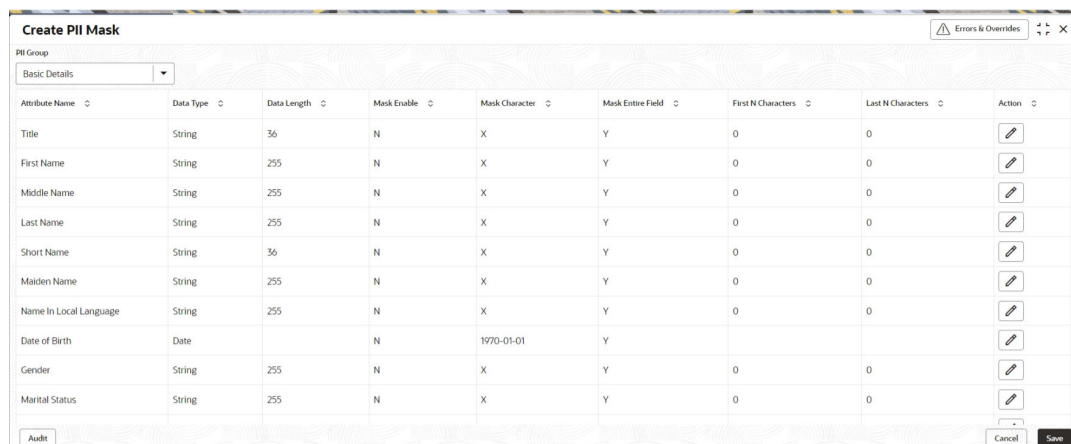
1. On **Home** screen, click **Party Services**. Under **Party Services**, click **Maintenance**.
2. Under **Maintenance**, click **PII Mask**. Under **PII Mask**, click **View and Update PII Mask**.
The **View and Update PII Mask** screen displays.

Figure 1-18 View and Update PII Mask



3. Click **Unlock**.
The **Create PII Mask** screen displays.

Figure 1-19 Create PII Mask



4. On **Create PII Mask** screen, select **PII Group**.
For more information on fields, refer to the field description table.

Table 1-14 Create PII Mask - Field Description

Field	Description
PII Group	<p>Select the Logical grouping of PII Fields in the dropdown list. The available values are</p> <ul style="list-style-type: none"> • Basic Details • Address and Contact • ISO Contact • KYC Check • Signature • Address and Contact Host

The List of PII fields will be available in table structure as per selected **PII Group**.

- Click **Action** button for configuring Mask for each individual PII field.
The **Edit PII Masking** screen displays.

Figure 1-20 Edit PII Masking

Edit PII Masking

Attribute Name	Data Type	Data Length
Title	String	36
Mask Enable	Mask Character	
<input type="checkbox"/>	X	
Mask Entire Field	First N Characters	Last N Characters
<input checked="" type="checkbox"/>	0	0

Update Cancel

- On the **Edit PII Masking** screen, specify the required details in the respective fields.
For more information on fields, refer to the field description table.

Table 1-15 Edit PII Mask - Field Description

Field	Description
Attribute Name	Displays the attribute name based on the selected PII field.
Data Type	Displays the PII field data type (such as String, Date etc.) based on selected attribute.
Data Length	Displays the PII field length based on selected attribute.
Mask Enable	Select the toggle to identify whether the masking is enabled or disabled for the field. If Mask Enable toggle is ON, the field will be displayed as masked to unauthorized users. If Mask Enable toggle is set as OFF, the field will display without masking to all users.
Mask Characters	Displays the masking character to display, if masking is enabled for PII field.
Mask Entire Field	Select the toggle to identify whether the complete field is masked or not.
First N Character	Specify the number of characters masked from the first character of the field.
Last N Character	Specify the number of characters masked from last character of the field.

Note:

If the **First N Character** and **Last N Character** are overlapping, then the entire field will be masked.

7. Click **Save** after completing the masking configuration for all required PII fields.


View PII Mask Management Configuration

Once the record is authorized by the checker, the user can view the PII Mask Management Configuration.

8. On **Home** screen, click **Party Services**. Under **Party Services**, click **Maintenance**.
9. Under **Maintenance**, click **PII Mask**. Under **PII Mask**, click **View and Update PII Mask**.


The **View and Update PII Mask** screen displays.

Figure 1-21 View and Update PII Mask



10. Click **View** to view the defined PII masking.
- The **View PII Mask** screen displays.

Figure 1-22 View PII Mask



1.12 Properties Maintenance

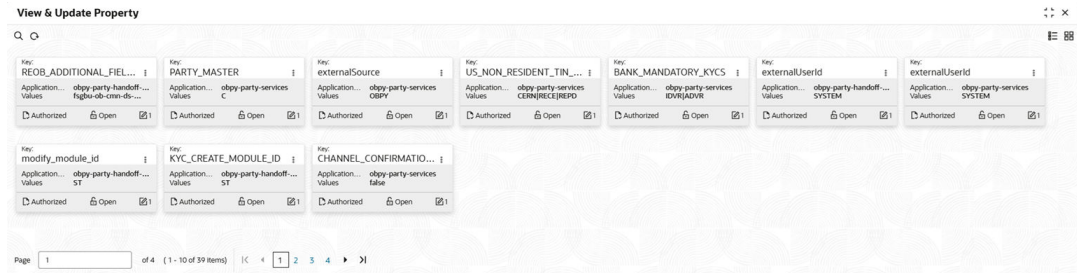
Properties maintenance describes the systematic instructions to view and update the key properties.

This screen is used to configure the key properties for Oracle Banking Party.

To initiate Host Configuration

1. On **Home** screen, click **Party Services**. Under **Party Services**, click **Maintenance**.
2. Under **Maintenance**, click **Properties Maintenance**. Under **Properties Maintenance**, click **View & Update Property**.

The **View & Update Property** screen is displayed.

Figure 1-23 View and Update Property

- On the **View and Update Property** screen, specify the details. For more information on fields, refer to the field description table.

Table 1-16 View and Update Property - Field Description

Field	Description
Application Name	Select the application name from the drop-down list.
Key	Specify the key.
Application Name	Displays the selected application name.
Key	Displays the key of the application.
Values	Displays the value of the application.
Action	Click the necessary icon to edit or save a row.

- Click **Save**.

The below table provides details of key properties, which can be configured using properties maintenance.

Table 1-17 OBPY Properties Maintenance

ID	Application	Key	Description	Sample Value
7	obpy-party-handoff-services	KYC_FCUBS_SOAP_URL	SOAP API url of FCUBS.	http://whf00alo:7348/FCUBSSTService/FCUBSSTService?WSDL
12	obpy-party-services	STP_FLAG	Straight through processing of Retail Party Onboarding.	TRUE
13	obpy-party-kyc-services	BANK_MANDATORY_KYCS	Mandatory KYC required. More than one KYC type can be inserted as Pipe () separated. Note: Mandatory KYCs for Party Management. For Standalone KYC, refer KYC Maintenance .	IDVR ADVR
14	obpy-party-kyc-services	BANK_KYC_VALID_IN_MONTHS	KYC validation period.	24
1	obpy-party-services	REOB_ADDITIONAL_FIELDS_UIKEY	Unique identification reference key of screens for user defined fields. UIKEY of more than one screen can be inserted as Pipe () separated.	fsgbu-ob-cmn-ds-additional-fields@OBPY_REOB_BASIC_ENRH fsgbu-ob-cmn-ds-additional-fields@OBPY_REOB_ENRH

Table 1-17 (Cont.) OBPY Properties Maintenance

ID	Application	Key	Description	Sample Value
2	obpy-party-services	SYNC_REQ UIRED	Boolean value to determine if party information refresh is required from FCUBS to OBPY.	TRUE
15	obpy-party-handoff-services	CMC_REPLI CATION_RE QUIRE	Boolean value to determine if replication of party information is required to OBMA Common Core (CMC).	TRUE
16	obpy-party-handoff-services	REOB_ADDI TIONAL_FIE LDS_UIKEY	Unique identification reference key of screens for user defined fields. UIKEY of more than one screen can be inserted as Pipe () separated.	fsgbu-ob-cmn-ds-additional-fields@OBPY_REOB_BASIC_ENRH fsgbu-ob-cmn-ds-additional-fields@OBPY_REOB_ENRH
25	obpy-party-handoff-services	HOST_HAN DOFF_REQ UIRED	Boolean value to determine if party information required to be handed off to FCUBS from OBPY.	TRUE
31	obpy-party-services	MINOR_AGE _CRITERIA	Age criteria for Minor Customer.	18
27	obpy-party-services	PII_MASKIN G_PARTY_T YPES	Type of Parties to be considered for PII masking.	I S
28	obpy-party-services	BANK_MAN DATORY_KY CS	Mandatory KYC required. More than one KYC type can be inserted as Pipe () separated.	IDVR ADVR
10013	obpy-party-services	USE_MINOR _VAL_MODE L	If set as "true" minor age criteria will be used from validation model, else as configured in "MINOR_AGE_CRITERIA".	TRUE
10012	obpy-party-services	AUTH_SIGN _MANDATO RY	If set to TRUE, signatures for authorized signatory in SMB Stakeholders will be mandatory, else optional.	TRUE

1.13 System Maintenance

System maintenance describes the systematic instructions to configure system behavior properties.

This screen is to configure system behavior properties for different party type such as handoff to host required.

To initiate System Maintenance

1. On **Home** screen, click **Party Services**. Under **Party Services**, click **Maintenance**.
2. Under **Maintenance**, click **System Maintenance**. Under **System Maintenance**, click **View and Update System Property**.

The **View and Update System Property** screen is displayed.

Figure 1-24 View and Update System Property

- On the **View and Update System Property** screen, specify the fields. For more information on fields, refer to the field description table.

Table 1-18 View and Update System Property - Field Description

Field	Description
Config Key	Displays the configuration key.
Retail	Enable toggle button if required for the config key.
SMB	Enable toggle button if required for the config key.
Corporate	Enable toggle button if required for the config key.
SME	Enable toggle button if required for the config key.
FI	Enable toggle button if required for the config key.
Action	Click the necessary icon to edit or save a row.

The system property for the config key can be updated using system maintenance for different party types. For more information on the configuration key, refer to the [Table 1-19](#)

Table 1-19 Config Key Description

Config Key	Description
SYNC_REQUIRED	Configuration to enable or disable party information sync with host system for different party types.
STP_FLAG	Configuration to enable or disable straight through processing for different party types.
HOST_HANDOFF_REQUIREMENT	Configuration to enable and disable host handoff for different party types.
AUTO_GENERATE_CIFID	Configuration to enable and disable party id generation for different party types.
CMC_REPLICATION_REQUIRED	Configuration to enable and disable party information replication to common core external customer for different party types.

- Click **Save**.

1.14 Tax Country Codes

This topic describes about systematic instructions to maintain tax country codes.

Taxation Country Codes are standardized codes used to identify countries for taxation purposes. These codes help ensure compliance with international tax regulations, reporting requirements, and financial transactions across different jurisdictions.

Key Uses of Taxation Country Codes:

- **Tax Reporting & Compliance** – Used in financial and tax reporting to determine the applicable tax rules for a specific country.
- **Cross-Border Transactions** – Helps identify the country of taxation for international business operations.
- **Regulatory Filings** – Required by government agencies to ensure businesses comply with local and global tax laws.
- **Withholding Tax** – Supports the correct application of withholding tax, and other country-specific tax structures.

Each country is assigned a unique **Taxation Country Code**, which aligns with international standards such as **ISO 3166-1 alpha-2** (two-letter country codes) or **ISO 3166-1 alpha-3** (three-letter country codes). These codes are widely used in tax forms, financial systems, and regulatory filings.

For example:

Table 1-20 Country Codes - Field Description

Country	ISO Alpha-2 Code	ISO Alpha-3 Code
United States	US	USA
Canada	CA	CAN
United Kingdom	GB	GBR

Initiate Tax Country Code Management

1. On **Home** screen, click **Party Services**, under **Party Services**, click **Maintenance**.
2. Under **Maintenance**, click **Tax Country Code**, under **Tax Country Code**, click **Create Tax Country Code**.

The **Create Tax Country Code** screen is displayed.

Figure 1-25 Create Tax Country Code

3. On **Create Tax Country Code** screen, specify the following attributes.

For more information on fields, refer to the field description table.

Table 1-21 Create Tax Country Code - Field Description

Field	Description
Tax Country Code	The North American Industry Classification System (NAICS) Code is a six-digit identifier used to classify businesses
Country	The official name of the country associated with the tax code.
ISO Country Code	The standardized two-letter or three-letter code assigned to the country based on ISO 3166-1.
Tax State Code	A unique code representing a specific state or province within a country for tax purposes.
State Name	The official name of the state or province linked to the tax state code.
Alternative Code	An additional identifier or legacy code used for the country or state in tax systems.
Region	The geographical area or grouping associated with the tax country or state.

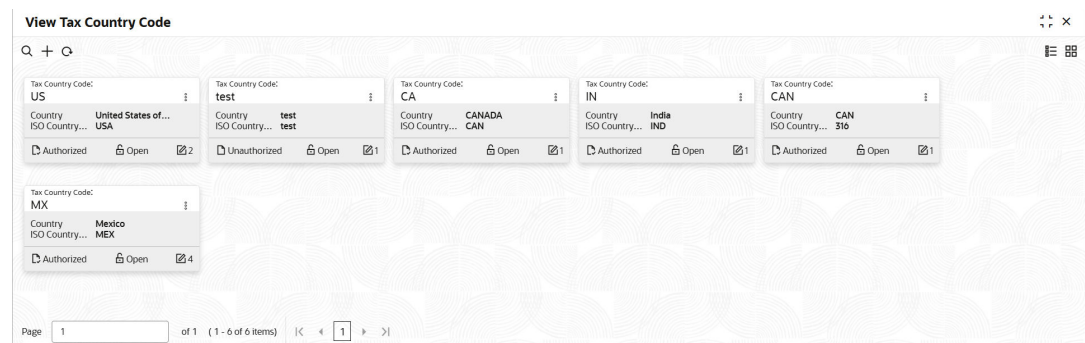
- Click **Save**.

View and Edit Tax Country Codes

Once the record is authorized by the checker, the user can view the Entity Maintenance.

- On **Home** screen, click **Party Services**, under **Party Services**, click **Maintenance**.
- Under **Maintenance**, click **Tax Country Code**, under **Tax Country Code**, click **View Tax Country Code**.

The **View Tax Country Code** screen is displayed.

Figure 1-26 View Tax Country Code

1.15 Service Level Agreements (SLA)

This topic describes the information about the Service Level Agreements.

Service Level Agreements (SLA) is an important aspect of banking services from the customer and internal bank policy perspectives. Bank would like to maintain and adhere to SLA's during various operations and stages within banking processes. The SLA functionality is designed to provide the expected completion times for all the tasks/processes configured for SLA.

Service Level Agreement is provided as Plato framework.

- [Setup Service Level Agreements](#)
This topic describes the information to setup Service Level Agreements.

- [OBRH Configurations](#)
This topic describes the systematic instructions to configure the OBRH for Service Level Agreements.
- [Core Maintenance](#)
This topic describes the systematic instructions to create and view the Core maintenance for Service Level Agreements.
- [Branch Working Time Setup](#)
This topic describes the information about the Branch Working Time Setup.

1.15.1 Setup Service Level Agreements

This topic describes the information to setup Service Level Agreements.

1.15.2 OBRH Configurations

This topic describes the systematic instructions to configure the OBRH for Service Level Agreements.

1. Download and import <SLA_API_Consumer> json in Service Consumers to set up the OBRH service for cmc-sla-service to fetch business product codes for a given product code.
2. Set up service provider for OBPY with default implementation as follows.
3. In **Consumer Services**, add the following routing.
4. A parameter needs to be maintained in server start parameters for enabling SLA functionality: -Dplato.orchestrator.enableSLA=true. Same parameter also needs to be checked in PROPERTIES table in PLATO schema.

1.15.3 Core Maintenance

This topic describes the systematic instructions to create and view the Core maintenance for Service Level Agreements.

Create SLA in Core Maintenance

1. On **Home** screen, click **Core Maintenance**. Under **Core Maintenance**, click **SLA Maintenance**.
2. Under **SLA Maintenance**, click **Create SLA**.

The **Create SLA** screen displays.

Figure 1-27 Create SLA

3. On **Create SLA** screen, specify the following attributes.
For more information on fields, refer to the field description table.

Table 1-22 Create SLA - Field Description

Field	Description
Product/Application Code	Specify the Product or Application Code as "OBPY".
Product/Application Name	Displays the name of the Product/Application.
Business Process Code	Select the Business Process Code for which the SLA maintenance needs to be maintained.
Business Process Name	Displays the Business Process name pertaining to the Business Process code selected.
Branch Code	Select the branch code for which SLA maintenance needs to be maintained. User can also select "All" as a value which will enable the SLA to be applicable for all branches in the bank.
Branch Name	Displays the branch name pertaining to the branch code selected.
Branch Time	Displays the branch working hours as populated.
Version	Displays the version as defaulted on creating/updating the screen.
Hold Time	Select the checkbox if the hold time is to be considered for SLA calculation.
Branch Holidays	Select the checkbox if the branch holidays is to be considered for SLA calculation.
Currency Holidays	Select the checkbox if the currency holidays is to be considered for SLA calculation.
Customer Clarification	Select the checkbox if the Customer Clarification items is to be considered for SLA calculation,
Off-Branch Time Transactions	Select the checkbox if the SLA should be calculated after branch hours.

4. To calculate the **SLA Setup**, specify the following attributes.

Table 1-23 SLA Setup - Field Description

Field	Description
Stage Name	Displays the various stages available for the process on selection of the process code.

Table 1-23 (Cont.) SLA Setup - Field Description

Field	Description
Stage ID	Displays the stage ID based on the stage name.
Parallel Stage	Displays the parallel stage details.
Time In	Select the time in dropdown values as Mins or Days-Hr-Mins . If Days-Hr-Mins is selected, the system will display a pop-up UI for input of the Stage SLA in Days/Hours/Minutes combination. The system will convert into minutes and display in the respective field. If Mins is selected, the user can directly input the SLA in Minutes.
Low Priority - Offline	Specify the SLA time for Low Priority Offline Applications.
Low Priority - Online	Specify the SLA time for Low Priority Online Applications. The system validates that the time in minutes is not more than the value input for offline.
Medium Priority - Offline	Specify the SLA time for Medium Priority Offline Applications. The system validates that the time in minutes is not more than value for Low Priority.
Medium Priority - Online	Specify the SLA time for Medium Priority Online Applications. The system validates that the time in minutes is not more than value input for offline and Low Priority.
High Priority - Offline	Specify the SLA time for High Priority Offline Applications. The system validates that the time in minutes is not more than value for Medium Priority.
High Priority - Online	Specify the SLA time for High Priority Online Applications. The system validates that the time in minutes is not more than value input for offline and Medium Priority.
Breach SLA Time	Specify the SLA Breach Alert time in minutes for the stage. This indicates the minutes before which a user needs to be alerted for likely SLA breach for the stage. This is the same for all the different priority combinations for a stage irrespective of the individual SLA times.
SLA Required	Select the toggle to indicate whether SLA calculation is required for this stage. By Default, the toggle should be set to Yes. User can change the value to No. If the toggle is changed to No, the user input should be disabled and the SLA values for the stage should be blank.
Total SLA	Displays the value based on the sum of SLA stages.
SLA Near Breach Alert Time (in Minutes)	Specify the minutes before which an impending SLA breach is to be notified to the user. The system validates that this is not more than the SLA in minutes.

- Click **Calculate** to create the SLA's and calculate the overall SLA for the workflow and populate the total SLA's.
- Click **Save** to save the SLA details.

View SLA in Core Maintenance

Once the record is authorized by the checker, the user can view the Entity Maintenance.

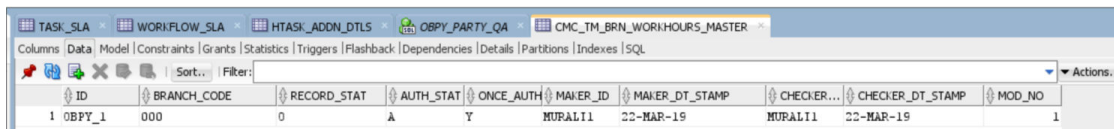
- On **Home** screen, click **Core Maintenance**. Under **Core Maintenance**, click **SLA Maintenance**.
- Under **SLA Maintenance**, click **View SLA**.

1.15.4 Branch Working Time Setup

This topic describes the information about the Branch Working Time Setup.

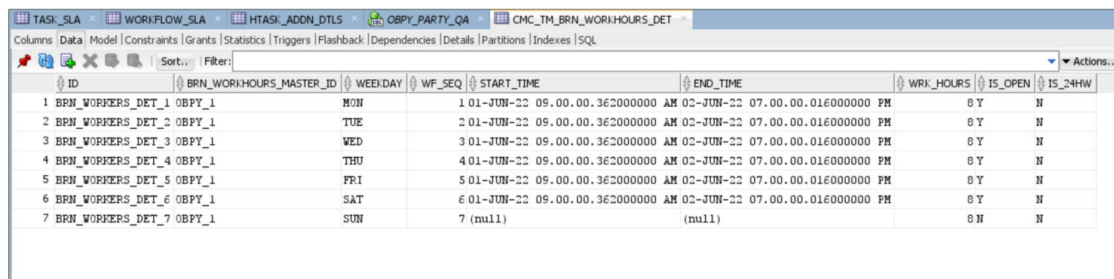
For Branch Working Time setup, add entries into CMC_TM_BRN_WORKHOURS_MASTER and CMC_TM_BRN_WORKHOURS_DET in CMCORE schema tables for SLA calculation as follows:

Figure 1-28 CMC_TM_BRN_WORKHOURS_MASTER



ID	BRANCH_CODE	RECORD_STAT	AUTH_STAT	ONCE_AUTH	MAKER_ID	MAKER_DT_STAMP	CHECKER...	CHECKER_DT_STAMP	MOD_NO
1	000	0	A	Y	MURALI	22-MAR-19	MURALI	22-MAR-19	1

Figure 1-29 CMC_TM_BRN_WORKHOURS_DET

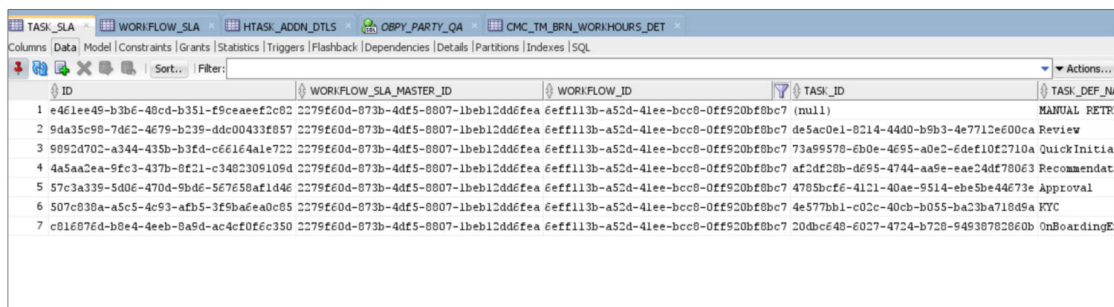


ID	BRN_WORKHOURS_MASTER_ID	WEEK_DAY	WF_SEQ	START_TIME	END_TIME	WK_HOURS	IS_OPEN	IS_24HW
1	BRN_WORKERS_DET_1	MON	1	01-JUN-22 09.00.00.362000000	AM 02-JUN-22 07.00.00.016000000	PM	8 Y	N
2	BRN_WORKERS_DET_2	TUE	2	01-JUN-22 09.00.00.362000000	AM 02-JUN-22 07.00.00.016000000	PM	8 Y	N
3	BRN_WORKERS_DET_3	WED	3	01-JUN-22 09.00.00.362000000	AM 02-JUN-22 07.00.00.016000000	PM	8 Y	N
4	BRN_WORKERS_DET_4	THU	4	01-JUN-22 09.00.00.362000000	AM 02-JUN-22 07.00.00.016000000	PM	8 Y	N
5	BRN_WORKERS_DET_5	FRI	5	01-JUN-22 09.00.00.362000000	AM 02-JUN-22 07.00.00.016000000	PM	8 Y	N
6	BRN_WORKERS_DET_6	SAT	6	01-JUN-22 09.00.00.362000000	AM 02-JUN-22 07.00.00.016000000	PM	8 Y	N
7	BRN_WORKERS_DET_7	SUN	7	(null)	(null)		8 N	N

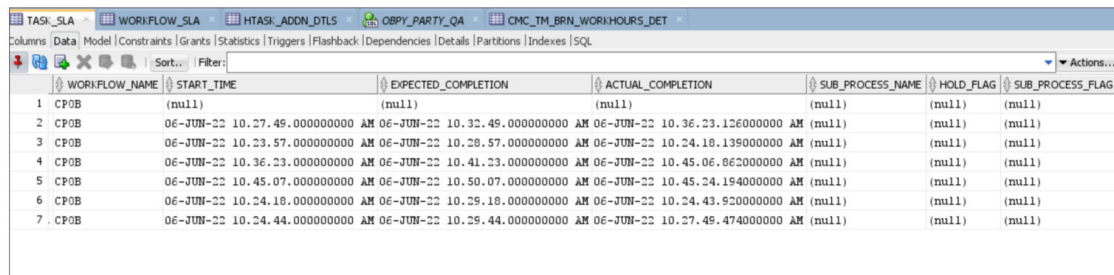
1.16 SLA Calculation

This topic describes the information about the SLA Calculation.

On initiation of workflow, plato-orch-service will create entries in below tables upon successful calculation of SLA for workflow and task.



ID	WORKFLOW_SLA_MASTER_ID	WORKFLOW_ID	TASK_ID	TASK_DEF_NAME
1	e461ee45-b3b6-48cd-b351-f9ceaeef2c82	2279f60d-873b-4df5-8807-1beb12dddf6a	6eff113b-a52d-41ee-bcc8-0ff920bf8bc7	(null)
2	9da35c98-7d62-4679-b239-ddc00433f857	2279f60d-873b-4df5-8807-1beb12dddf6a	6eff113b-a52d-41ee-bcc8-0ff920bf8bc7	de5ac0e1-8214-44d0-b9b3-4e7712e600ca Review
3	98924702-a344-435b-b3fd-c66164a1e722	2279f60d-873b-4df5-8807-1beb12dddf6a	6eff113b-a52d-41ee-bcc8-0ff920bf8bc7	73a59578-6b0e-4695-a0e2-6def10f2710a QuickInitiat
4	4a5aa2ea-9fc3-437b-8f21-c3402309109d	2279f60d-873b-4df5-8807-1beb12dddf6a	6eff113b-a52d-41ee-bcc8-0ff920bf8bc7	af2df28b-d695-4744-aa9e-eae24df78063 Recommendation
5	57c3a339-5d0e-470d-9bd6-567658af1d46	2279f60d-873b-4df5-8807-1beb12dddf6a	6eff113b-a52d-41ee-bcc8-0ff920bf8bc7	4785bcef-4121-40ae-9514-ebe5be44673e Approval
6	507c838a-a5c5-4c53-afb5-3f5bafeaa0c85	2279f60d-873b-4df5-8807-1beb12dddf6a	6eff113b-a52d-41ee-bcc8-0ff920bf8bc7	4e577bb1-c02c-40cb-b055-ba23ba718d9a KYC
7	c816876d-b8e4-4eeb-8a9d-ac4cf0f6c350	2279f60d-873b-4df5-8807-1beb12dddf6a	6eff113b-a52d-41ee-bcc8-0ff920bf8bc7	20dbc648-6027-4724-b728-94938782860b OnBoardingEx



WORKFLOW_NAME	START_TIME	EXPECTED_COMPLETION	ACTUAL_COMPLETION	SUB_PROCESS_NAME	HOLD_FLAG	SUB_PROCESS_FLAG
1	CPOB	(null)	(null)	(null)	(null)	(null)
2	CPOB	06-JUN-22 10.27.45.000000000	AM 06-JUN-22 10.32.45.000000000	AM 06-JUN-22 10.36.23.126000000	AM (null)	(null)
3	CPOB	06-JUN-22 10.23.57.000000000	AM 06-JUN-22 10.28.57.000000000	AM 06-JUN-22 10.24.18.139000000	AM (null)	(null)
4	CPOB	06-JUN-22 10.36.23.000000000	AM 06-JUN-22 10.41.23.000000000	AM 06-JUN-22 10.45.06.862000000	AM (null)	(null)
5	CPOB	06-JUN-22 10.45.07.000000000	AM 06-JUN-22 10.50.07.000000000	AM 06-JUN-22 10.45.24.194000000	AM (null)	(null)
6	CPOB	06-JUN-22 10.24.18.000000000	AM 06-JUN-22 10.29.18.000000000	AM 06-JUN-22 10.24.43.920000000	AM (null)	(null)
7	CPOB	06-JUN-22 10.24.44.000000000	AM 06-JUN-22 10.29.44.000000000	AM 06-JUN-22 10.27.49.474000000	AM (null)	(null)

_COMPLETION	SUB_PROCESS_NAME	HOLD_FLAG	SUB_PROCESS_FLAG	STATUS	PARALLEL_STAGE	HOLD_DURATION	BREACH_DURATION	BREACH_TIME
1	(null)	(null)	(null)	(null)	(null)	0	0	(null)
2 22 10.36.23.126000000 AM	(null)	(null)	(null)	COMPLETED	(null)	0	5 06-JUN-22 10.32.45.000000000 AM	
3 22 10.24.18.139000000 AM	(null)	(null)	(null)	COMPLETED	(null)	0	5 06-JUN-22 10.28.57.000000000 AM	
4 22 10.45.06.862000000 AM	(null)	(null)	(null)	COMPLETED	(null)	0	5 06-JUN-22 10.41.23.000000000 AM	
5 22 10.45.24.194000000 AM	(null)	(null)	(null)	COMPLETED	(null)	0	5 06-JUN-22 10.50.07.000000000 AM	
6 22 10.24.43.920000000 AM	(null)	(null)	(null)	COMPLETED	(null)	0	5 06-JUN-22 10.25.18.000000000 AM	
7 22 10.27.45.474000000 AM	(null)	(null)	(null)	COMPLETED	(null)	0	5 06-JUN-22 10.25.44.000000000 AM	

ID	WORKFLOW_ID	WORKFLOW_NAME	INCLUDE_BRN_HLDY	INCLUDE_CURR_HLDY	INCLUDE_HOLD_TIME	INCLUDE_OFF_BRN
1 2279f60d-873b-4df5-8807-1beb12dd6fea	aeff113b-a5d4-41ee-bcc8-0ff92dbf0bc7	CPGB	N	N	N	N

1.17 SLA Widgets

This topic describes the information about the SLA Widgets.

SLA Widgets provide a visual representation of party onboarding applications in different SLA statuses. SLA Widgets display the SLA status based on the SLA configuration for all different party types.

Total Onboarding Application Widget (Pie Chart)

A pie chart provides a high-level visual representation of all Party Onboarding applications in different SLA statuses. Following are the status supported by SLA Management.

- Within SLA – Green
- Near SLA Breach – Amber
- SLA Breached – Red

Total Onboarding Application Widget (Bar Chart)

A bar chart provides a visual representation of each party type for all party onboarding application in different SLA Statuses. Following are the party types supported in bar chart:

- Retail
- Small and Medium Business
- Small and Medium Enterprise
- Corporate
- Financial Institution

SLA Status (Bar Chart)

A bar chart provides the task level visual representation for different SLA status.



Note:

SLA Widget only displays tasks which are not handed off to Back-office system.

To View SLA Widget:

1. From **Home** screen, click **Dashboard**.
The **Dashboard** screen displays.

View Details Filter

View Details filter in SLA widget provides a detailed view of party onboarding applications in different SLA statuses using the filter condition. Following filters can be used to search party onboarding application SLA statuses.

Table 1-24 SLA Widget – Field Description

Field	Description
Customer	Specify the Party ID of the customer.
Branch Code and Name	Specify the name of Branch onboarding the party.
Process	Specify the Party Onboarding Process Name.
From Date - To Date	Select the date criteria to search the party onboarding applications.
SLA Status	Select the SLA status as configured.

1.18 Dynamic Task Allocation

This topic describes the information about the Dynamic Task Allocation.

Dynamic Task allocation functionality distributes and assigns tasks to relevant user based on defined set of parameters. Once task is assigned to specific users, it is available in “My Tasks” for the user to take respective actions according to the stage of party onboarding process.

Dynamic Task allocation can be used by Financial Institutions to setup different rules for task allocation for different stages of party onboarding so that tasks are automatically assigned to authorized users.

Dynamic Task allocation is provided as Plato framework.

- [Setup Dynamic Task Allocation](#)
This topic describes the information to setup Dynamic Task Allocation.
- [Task Allocation Process](#)
This topic describes the information about the Task Allocation Process.
- [Postman Collection for Rules APIs](#)
This topic describes the information about the Postman Collection for Rules APIs.

1.18.1 Setup Dynamic Task Allocation

This topic describes the information to setup Dynamic Task Allocation.

- [Plato Configuration](#)
This topic describes the systematic instructions to configure the Plato for Dynamic Task Allocation.
- [Fact Creation](#)
This topic describes the systematic instructions to create the Facts required for Dynamic Task Allocation.

- [Rule Creation](#)
This topic describes the systematic instructions to create the Rules required for Dynamic Task Allocation.
- [Rule Group Creation](#)
This topic describes the systematic instructions to create the Rule Groups required for Dynamic Task Allocation.
- [Entry in TASK_CONFIG table](#)
This topic describes the systematic instruction to create an entry in TASK_CONFIG table.

1.18.1.1 Plato Configuration

This topic describes the systematic instructions to configure the Plato for Dynamic Task Allocation.

1. Parameter `-Dplato.orchestrator.enableDynamicAllocation=true` should be added in server start for Plato Managed Server.

Click the Lock & Edit button to modify, add or delete items in this domain.

Lock & Edit
Release Configuration

Domain Structure

- base_domain
 - Domain Partitions
 - Environment
 - Servers
 - Clusters
 - Coherence Clusters
 - Resource Groups
 - Resource Group Templates
 - Machines
 - Virtual Hosts
 - Virtual Targets
 - Work Managers
 - Concurrent Templates
 - Resource Management

How do I...

Settings for Plato-Urchon_ManagedServer

Configuration Protocols Logging Debug Monitoring Control Deployments Services Security Notes

General Cluster Services Keystores SSL Federation Services Deployment Migration Tuning Overload Concurrency Health Monitoring **Server Start** Web Services

Coherence

Click the Lock & Edit button in the Change Center to modify the settings on this page.

Save

Node Manager is a WebLogic Server utility that you can use to start, suspend, shut down, and restart servers in normal or unexpected conditions. Use this page to configure the startup settings that Node Manager will use to start this server on a remote machine.

Java Home: The Java home directory (path on the machine running Node Manager) to use when starting this server. [More Info...](#)

Java Vendor: The Java Vendor value to use when starting this server. [More Info...](#)

BEA Home: The BEA home directory (path on the machine running Node Manager) to use when starting this server. [More Info...](#)

Arguments: The arguments to use when starting this server. [More Info...](#)

Dplato.cmc.default.user=ADMINUSER1 -
Dplato.cmc.default.brm=000 -
Dplato.orchestrator.enableSLA=false -
Dplato.orchestrator.enableDynamicAllocation=true -
Dmulti.entity.enabled=true

Security Policy File: The security policy file (directory and filename on the machine running Node Manager) to use when starting this server. [More Info...](#)

2. Restart Plato Managed Server.

Note:

Check the following PROPERTIES table in PLATO schema as sometimes the value may be overridden.

- plato.orchestrator.enableDynamicAllocation should be set to TRUE
- plato.orchestrator.usingRuleEngine should be set to TRUE

34	4724	plato-orch-service	jdbc	jdbc	plato.cmc.default.user	ADMINUSER1
35	4725	plato-orch-service	jdbc	jdbc	plato.orchestrator.enableDynamicAllocation	true
36	4726	plato-orch-service	jdbc	jdbc	plato.orchestrator.enableSLA	true
37	5497	plato-orch-service	jdbc	jdbc	plato.orchestrator.enableSubWfDynamicAllo...	false
38	60	plato-orch-service	jdbc	jdbc	plato.orchestrator.uri	https://tempval/plato-orc
39	4841	plato-orch-service	jdbc	jdbc	plato.orchestrator.usingRuleEngine	true

1.18.1.2 Fact Creation

This topic describes the systematic instructions to create the Facts required for Dynamic Task Allocation.

The following FACTS are supported out-of-box

- Priority
- applicationDate
- applicationNumber
- processRefNumber
- amount (for Loans and Credit Card)
- currencyCodebranch
- currentBranch
- user (initiated by user)
- customerNumber
- processName
- processCode
- stage
- lifecycleCode
- businessProductCode

Other facts (using data elements from any of the Data Segments) can be derived by using http task. Facts can be created on any of the input parameters from Task for each Stage.

Initiate the FACT Creation

1. On **Home** screen, click **Rule**. Under **Rule**, click **Fact**.
2. Under **Fact**, click **Create Fact**.

The **Create Fact** screen displays.

Figure 1-30 Create Fact

 **Note:**

For more information on Fact Creation, refer to the **Rule Framework** section in **Oracle Banking Common Core User Guide**.

1.18.1.3 Rule Creation

This topic describes the systematic instructions to create the Rules required for Dynamic Task Allocation.

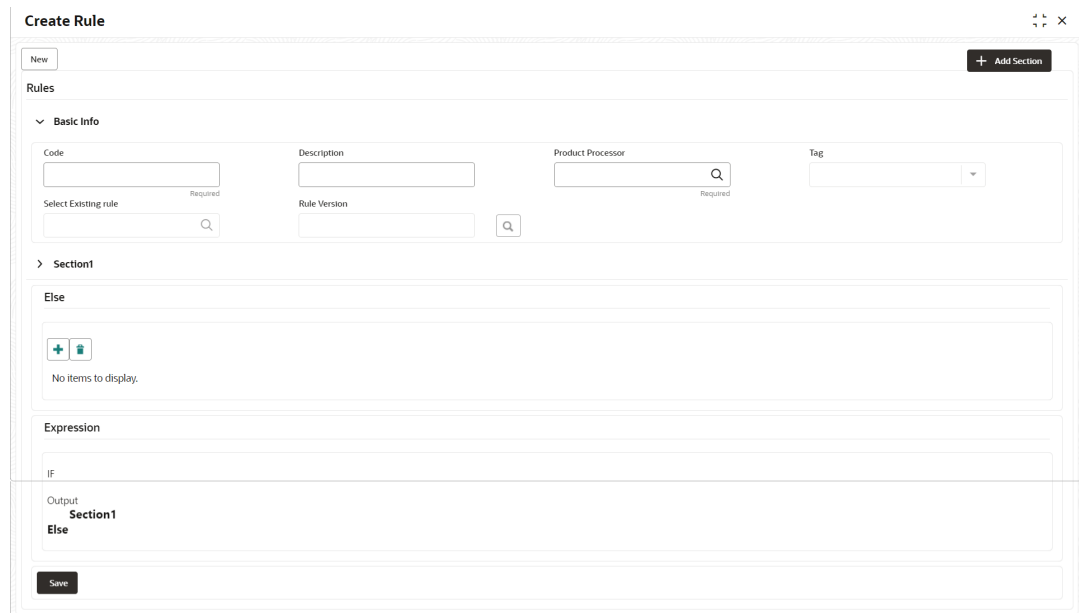
Rules can be defined as per financial institutions requirements for Dynamic Task Allocation. Based on the rules, tasks can be assigned dynamically to different users.

Initiate the Rule Creation

1. On **Home** screen, click **Rule**. Under **Rule**, click **Rule**.
2. Under **Rule**, click **Create Rule**.

The **Create Rule** screen displays.

Figure 1-31 Create Rule Group



Supported Outputs for Rules

In the current framework, the following rule outputs are supported.

Table 1-25 Supported Outputs for Rules

Output Type	Format	Description
USER	USER:<user name>	This output type for a rule is simple and it means that whatever username is provided for the rule the same user will be allocated the task if rule is satisfied.
FIELD	FIELD:<field from conductor task>	This type of output means that whatever is the value of the field, which is part of conductor input parameter, that field value (must be a username) will be assigned the task after satisfying the rule.

 **Note:**

For more information on Rule Creation, refer to the **Rule Framework** section in **Oracle Banking Common Core User Guide**.

1.18.1.4 Rule Group Creation

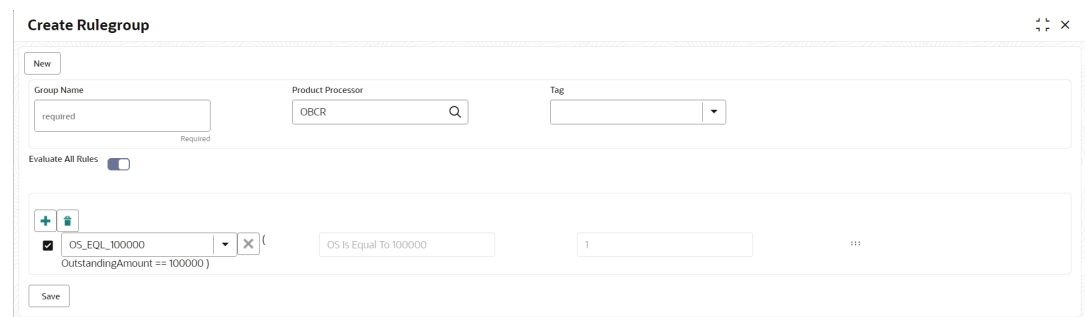
This topic describes the systematic instructions to create the Rule Groups required for Dynamic Task Allocation.

Rule group Maintenance will be used for prioritizing the rules. The rule will be run as per the priority, and if the condition is met, assignment will happen to the user per the rule outcome. If none of the rule is met, then task will not be assigned to a user (task will be unassigned and available under “Free tasks”)

Initiate the Rule Group Creation

1. On **Home** screen, click **Rule**. Under **Rule**, click **Rule Group**.
2. Under **Rule Group**, click **Create Rule Group**.

The **Create Rule Group** screen displays.



Figure 1-32 Create Rule Group


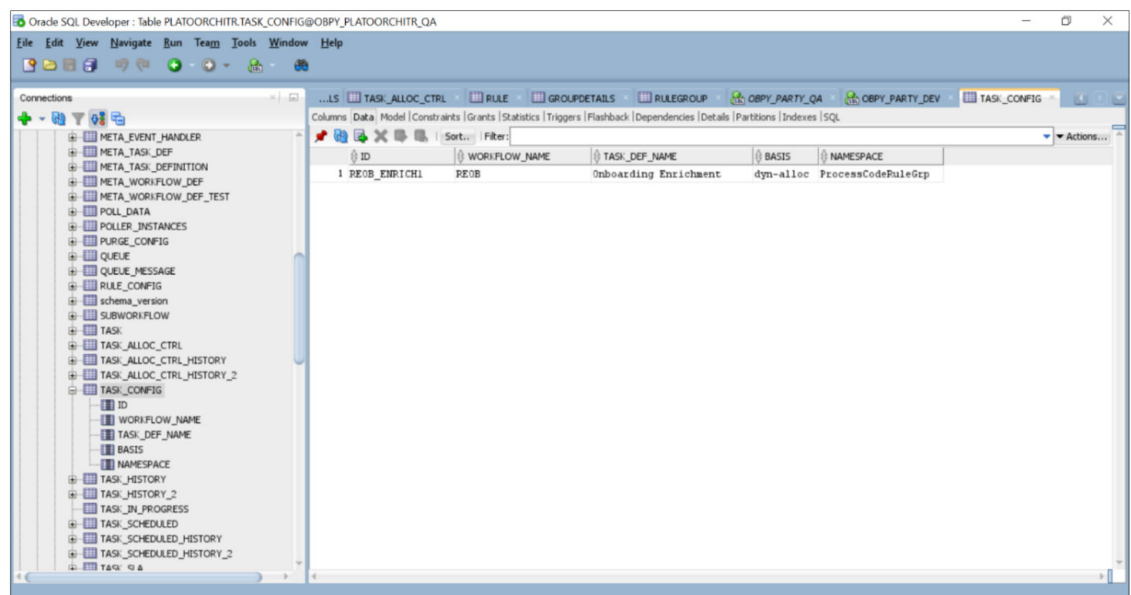
1.18.1.5 Entry in TASK_CONFIG table

This topic describes the systematic instruction to create an entry in TASK_CONFIG table.

Create entry in TASK_CONFIG table in PLATOORCHITR schema as follows:

Table 1-26 TASK_CONFIG - Table Description

Name	Description
ID	Specify the Unique Identifier in Task_Config table.
WORKFLOW_NAME	Specify the name of the workflow for which dynamic task allocation must be done. <div>  Note: WORKFLOW_NAME can be taken from HTASK_ADDN_DTLS table for respective workflow and stages. </div>
TASK_DEF_NAME	Specify the Task definition name of the task for which dynamic task allocation must be done. <div>  Note: TASK_DEF_NAME can be taken from HTASK_ADDN_DTLS table for respective workflow and stages. </div>
BASIS	Hardcoded to dyn-alloc
NAMESPACE	Specify the name of the Rule Group which has the rule which will be invoked and evaluated during dynamic task allocation.



**Note:**

Restart Rule Service after the above configuration is completed.

1.18.2 Task Allocation Process

This topic describes the information about the Task Allocation Process.

Once the task is created as per the business process, if there is any user assignment linked for a stage, the system will log the relevant tasks in a table for allocation. A poller runs on this table and execute the Rules linked in the allocation maintenance. Rules will be executed one after another as per the priority set. If priority 1 rule is met, it will give a user as an outcome, the system will do the user assignment as per the assignment method defined in the assignment code. Its criteria in Rule 1 are not met, it will go to next rule (priority 2) and so on. If all the Rules are exhausted without meeting the conditions, the task will remain as unassigned to any user.

If there are no user assignment codes linked to any stages, then also, the task will remain unassigned to any user.

To check Task Allocation process, start new Retail Onboarding and Go till Enrichment stage to check whether the task is getting allocated to user defined in Rule Output.

If the Rule Evaluation is successful, a Task will be allocated to User in TASK_ALLOC_CTRL table.

To view Task assignment to respective users, check **My Tasks** section of the respective user.

1.18.3 Postman Collection for Rules APIs

This topic describes the information about the Postman Collection for Rules APIs.

Download [plato-rule.postman_collection.json](#) file and refer the postman collection for Rules REST endpoint APIs.

1.19 Multi-Level Authorization

This topic describes the information about the Multi-Level Authorization.

Multi-level authorization functionality provides a flexibility to configure more than one reviewer and approver during different party onboarding processes. Multi-level authorization allows user to capture review and approval comments and decision for a party onboarding process.

- [Setup Multi-Level Authorization](#)
This topic describes the information to setup Multi-Level Authorization.
- [Additional Field Configuration](#)
This topic describes the information about the Additional Field Configuration.
- [Upload Source for Common Core \(CMC\) Party Replication](#)
This topic describes the information about the Upload Source for Common Core (CMC) Party Replication.

1.19.1 Setup Multi-Level Authorization

This topic describes the information to setup Multi-Level Authorization.

Changes in Process Flow (All Party types)

1. In Retail and SMB process-flows, Review stage is renamed as Recommendation stage.
2. Common Review, Recommendation and Approval UI screens and corresponding services (Backend service definition and tables) are created for all party types.
3. New tables created for Review, Recommendation and Approval stages is as follows:
 - OBPY_TB_PRTY_REVIEW_MSTR
 - OBPY_TB_PRTY_REVIEW_DETAILS
 - OBPY_TB_PRTY_REVIEW_DTLS_LIST
4. New Sub-workflows is created for Recommendation and Approval stages with single task in each stage.
Download the `Approval_SubWorkflow.json` and `Recommendation_SubWorkflow.json` sub-workflow files for reference.

Note:

Sub-workflow definition created here has only one task/stage in the sub-workflow.

5. Sub-workflow definition must be updated in below endpoint in each environment:
`plato-orch-service/api/metadata/workflow`

Sample CURL for the endpoint is as follows:

```
curl --location --request POST 'https://ofss-mum-753.snbonprshared1.gbucdsint02bom.
oraclecn.com:6008/plato-orch-service/api/metadata/workflow' \
--header 'Accept: application/json' \
--header 'appId: platoorch' \
--header 'Authorization: Bearer {{token}}' \
--header 'authToken: token' \
--header 'branchCode: 000' \
--header 'Connection: keep-alive' \
--header 'Content-Type: application/json' \
--header 'userId: SASIKALA' \
--header 'entityId: DEFAULTENTITY' \
--data-raw '' à Sub-workflow definition
```

6. After the request is posted with 201 Created HTTP status, workflow definition can be checked in PLATOORCH schema table: **META_WORKFLOW_DEF** table.
Definition of **META_WORKFLOW_DEF** table:

ID -> Unique_id

CREATED_ON -> created date timestamp

MODIFIED_ON -> modified date timestamp

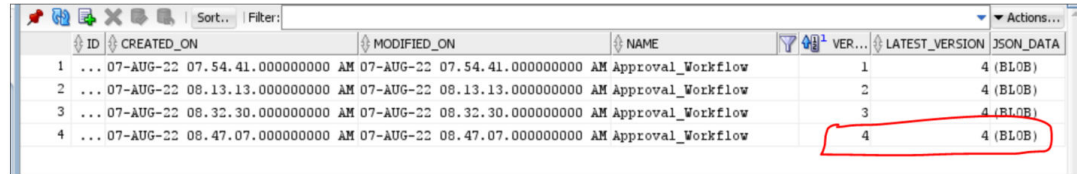
NAME -> Process-code . For eg: REOB, CPOB, Approval_Sub_Workflow etc

VERSION -> version number

LATEST_VERSION -> latest version number

JSON_DATA -> workflow definition

The following screenshot of **META_WORKFLOW_DEF** table after sub-workflow is created through REST endpoint:



ID	CREATED_ON	MODIFIED_ON	NAME	VER...	LATEST_VERSION	JSON_DATA
1	07-AUG-22 07.54.41.000000000	AM 07-AUG-22 07.54.41.000000000	AM Approval_Workflow	1	4	(BLOB)
2	07-AUG-22 08.13.13.000000000	AM 07-AUG-22 08.13.13.000000000	AM Approval_Workflow	2	4	(BLOB)
3	07-AUG-22 08.32.30.000000000	AM 07-AUG-22 08.32.30.000000000	AM Approval_Workflow	3	4	(BLOB)
4	07-AUG-22 08.47.07.000000000	AM 07-AUG-22 08.47.07.000000000	AM Approval_Workflow	4	4	(BLOB)

7. The Changes is done in process-flow for Recommendation and Approval stages.

BEFORE:

Review task:

```
{
  "name": "Review",
  "taskReferenceName": "Retail_Review",
  "inputParameters": {
    "FUNCTIONAL_CODE": "OBPY_FA_REOB_REVIW",
    "applicationDate": "${workflow.input.txnIdentification.taskCreationDate}",
    "applicationNumber": "${workflow.input.txnIdentification.moduleCode}",
    "customerNumber": "$
{workflow.input.transactionData.moduleData.customerId}",
    "processName": "Retail Onboarding",
    "partyId": "${workflow.input.transactionData.moduleData.customerId}",
    "productCode": "$
{workflow.input.transactionData.moduleData.productCode}",
    "processRefNumber": "${workflow.input.txnIdentification.processRefNo}",
    "processCode": "REOB",
    "branch": "${workflow.input.txnIdentification.branchCode}",
    "stageId": "OBPY_FA_REOB_REVIW",
    "priority": "${workflow.input.txnIdentification.taskPriority}",
    "instanceId": "${workflow.input.instanceId}",
    "stage": "Review",
    "TASK_OUTCOMES": ["PROCEED", "ADDITIONAL_INFO", "MANUALRETRY"]},
    "type": "WAIT",
    "startDelay": 0,
    "optional": false,
    "asyncComplete": fals
  }
}
```

Review task:

```
{
  "name": "Approval",
  "taskReferenceName": "Retail_Approval",
  "inputParameters": {
    "FUNCTIONAL_CODE": "OBPY_FA_REOB_APPRL",
    "applicationDate": "$
```

```

{workflow.input.txnIdentification.taskCreationDate}",
  "applicationNumber": "$
{workflow.input.txnIdentification.moduleCode}",
  "customerNumber": "$
{workflow.input.transactionData.moduleData.customerId}",
  "processName": "Retail Onboarding",
  "partyId": "$
{workflow.input.transactionData.moduleData.customerId}",
  "productCode": "$
{workflow.input.transactionData.moduleData.productCode}",
  "processRefNo": "${workflow.input.txnIdentification.processRefNo}",
  "processRefNumber": "$
{workflow.input.txnIdentification.processRefNo}",
  "processCode": "REOB",
  "branch": "${workflow.input.txnIdentification.branchCode}",
  "stageId": "OBPY_FA_REOB_APPRL",
  "priority": "${workflow.input.txnIdentification.taskPriority}",
  "instanceId": "${workflow.input.instanceId}",
  "stage": "Approval",
  "TASK_OUTCOMES": ["PROCEED", "REJECT", "ADDITIONAL_INFO",
"MANUALRETRY"]
},
"type": "WAIT", "startDelay": 0,
"optional": false,
"asyncComplete": false
}

```

AFTER:**Recommendation task:**

```

{
  "name": "Recommendation_Subwf",
  "taskReferenceName": "Recommendation_Subwf",
  "inputParameters": {
    "FUNCTIONAL_CODE": "OBPY_FA_REOB_RECOM",
    "applicationDate": "$
{workflow.input.txnIdentification.taskCreationDate}",
    "applicationNumber": "${workflow.input.txnIdentification.moduleCode}",
    "customerNumber": "$
{workflow.input.transactionData.moduleData.customerId}",
    "processName": "Retail Onboarding",
    "partyId": "${workflow.input.transactionData.moduleData.customerId}",
    "productCode": "$
{workflow.input.transactionData.moduleData.productCode}",
    "processRefNumber": "${workflow.input.txnIdentification.processRefNo}",
    "processCode": "REOB",
    "branch": "${workflow.input.txnIdentification.branchCode}",
    "priority": "${workflow.input.txnIdentification.taskPriority}",
    "moduleCode": "${workflow.input.txnIdentification.productCode}",
    "instanceId": "${workflow.input.instanceId}",
    "stageId": "OBPY_FA_REOB_RECOM",
    "stage": "Recommendation"
  },
  "type": "SUB_WORKFLOW",
  "subWorkflowParam": {

```

```

        "name": "Recommendation_Workflow",
        "version": 1
    }
}

```

Approval task:

```

{
    "name": "Approval_Subwf",
    "taskReferenceName": "Retail_Approval_Subwf",
    "inputParameters": {
        "FUNCTIONAL_CODE": "OBPY_FA_REOB_APPRL",
        "applicationDate": "${
workflow.input.txnIdentification.taskCreationDate}",
        "applicationNumber": "${workflow.input.txnIdentification.moduleCode}",
        "customerNumber": "${
workflow.input.transactionData.moduleData.customerId}",
        "processName": "Retail Onboarding",
        "partyId": "${workflow.input.transactionData.moduleData.customerId}",
        "productCode": "${
workflow.input.transactionData.moduleData.productCode}",
        "processRefNo": "${workflow.input.txnIdentification.processRefNo}",
        "processRefNumber": "${workflow.input.txnIdentification.processRefNo}",
        "processCode": "REOB",
        "branch": "${workflow.input.txnIdentification.branchCode}",
        "priority": "${workflow.input.txnIdentification.taskPriority}",
        "moduleCode": "${workflow.input.txnIdentification.productCode}",
        "instanceId": "${workflow.input.instanceId}",
        "stageId": "OBPY_FA_REOB_APPRL",
        "stage": "Approval"
    },
    "type": "SUB_WORKFLOW",
    "subWorkflowParam": {
        "name": "Approval_Workflow",
        "version": 1
    }
}

```

Things to be Updated in process-flows definition

1. When any new sub-workflow is added, to inject it into the main process-flow new task must be created as SUB-WORKFLOW and subWorkflowParam must be updated with appropriate version of sub-workflow.
2. Latest version of the sub-workflow must be checked in META_WORKFLOW_DEF table and the same must be updated in subWorkflowParam version for any new changes in sub-workflow definition.
3. To enable multi-level authorization (For example multiple review and approval stages) below changes must be done:
 - a. Sub-workflow must be updated with multiple tasks. Based on requirement, it can be updated with parallel tasks (FORK-JOIN task) or sequential tasks (WAIT task).
 - b. Main process-flow must be updated with latest version of sub-workflow.

- c. Both Sub-workflow and Main process-flow must be updated in META_WORKFLOW_DEF table through REST endpoint.

1.19.2 Additional Field Configuration

This topic describes the information about the Additional Field Configuration.

Scenario: Adding additional fields to a new Data Segment and add it to the train hop

Step 1: Add Metadata in additional attributes common core maintenance. Post maintenance the entry in CMC_TM_ADDT_ATTR_MASTER should be as follows:

Table 1-27 CMC_TM_ADDT_ATTR_MASTER - Entry Values

ID	UI_KEY	Description	FIELD_META_DATA
1	fsgbu-ob-cmn-ds-additional-fields@OBPY_REOB_ENRH	Additional fields for REOB process	[{ "id": "UDF_TEXTATTR", "label": "Text", "type": "TEXT" }, { "id": "UDF_NUMBERATTR", "label": "Number", "type": "NUMBER" }, { "id": "UDF_TEXTAREAATTR", "label": "TextArea", "type": "TEXTAREA" }, { "id": "UDF_DATEATTR", "label": "Date", "type": "DATE" }, { "id": "UDF_DROPDOWNATTR", "label": "Dropdown", "value": "A", "type": "DROPDOWN", "options": [{ "value": "A", "label": "A" }, { "value": "U", "label": "U" }] }, { "id": "UDF_SWITCHATTR", "label": "Switch", "value": true, "type": "SWITCH" }, { "id": "UDF_LOVATTR", "label": "Customer", "type": "LOV", "lovId": "customerLOV" }]

**Note:**

- Values in UI_KEY column refers to a unique identification reference key of any screen
- Sample metadata has been given in the Field_meta_data column. In the example a field of type text has been defined with Id - UDF_TEXTATTR. Similarly type – Number, textarea, dropdown, lov and switch has been added

Step 2: Configure the train hop entries with the CCA Name for OBPY using **Business Process** screen.

OBPY UI:

CCA - fsgbu-ob-py-ds-additional-attributes is in OBPY component server to serve this purpose.

Service:

The payload with the additionalAttributes json will be processed on next click in UI for the above CCA.

Step 3: Handoff Changes

- A property in obpy-properties table is made available with the key REOB_ADDITIONAL_FIELDS_UIKEY, and the respective value holds the UI key of the core maintenance.
- REOB_ADDITIONAL_FIELDS_UIKEY can accept multiple UI keys for handoff and the values should be pipe (|) separated (if additional attributes are added in multiple screens for a single process).
- All the additional fields captured in different data segments for a single process and configured in above property will be collated and passed on as UDF label, value list and will be available in the OBRH Request.
- UDF json will be appended to the party JSON which is ready for handoff and can be mapped to the request template through OBRH for the HOST.
Template changes are available in the request transformation:

```
#foreach($UDF in $body.UDFList)
  <fcub:UDFDETAILS>
    <fcub:FLDNAM>$UDF.label</fcub:FLDNAM>
    <!--Optional:-->
    <fcub:FLDVAL>$UDF.value</fcub:FLDVAL>
  </fcub:UDFDETAILS>
#end
```

- Once after the FCUBS handoff, the UDF fields will be handed off and can be checked in STDCIF screen - Fields tab

1.19.3 Upload Source for Common Core (CMC) Party Replication

This topic describes the information about the Upload Source for Common Core (CMC) Party Replication.

On completion of party onboarding process and party details handoff to FLEXCUBE Universal Banking (FCUBS), customer information along with CIF ID (FCUBS) is replicated to Common Core in **External Customer**.

For Party replication to Common Core (CMC), the upload source should be configured in FCUBS and Common Core.

**Note:**

- For more information on Upload Source configuration in FCUBS, refer to **FLEXCUBE Universal Banking - Party Services Integration Guide**.
- For more information on Upload Source configuration in Common Core, refer to **Oracle Banking Common Core User Guide**.

1.20 Event Delivery Platform

The **Event Delivery Platform** serves as an integration framework connecting event publishers and event subscribers. This platform facilitates the seamless flow of events, which are generated upon the completion of specific actions by event-publishing products. The events are then consumed by event-subscribing products.

The key functionalities of the event delivery platform include:

Event Visibility on Cloud:

The users can effortlessly view events published by Oracle Banking Microservices Architecture products on the cloud. This feature enhances transparency and allows for real-time monitoring of event occurrences.

Event Subscription:

The platform enables products to subscribe to specific events based on their requirements. Subscription ensures that subscribers receive only the relevant information, streamlining the overall event management process.

Event Delivery via Oracle Banking Routing Hub:

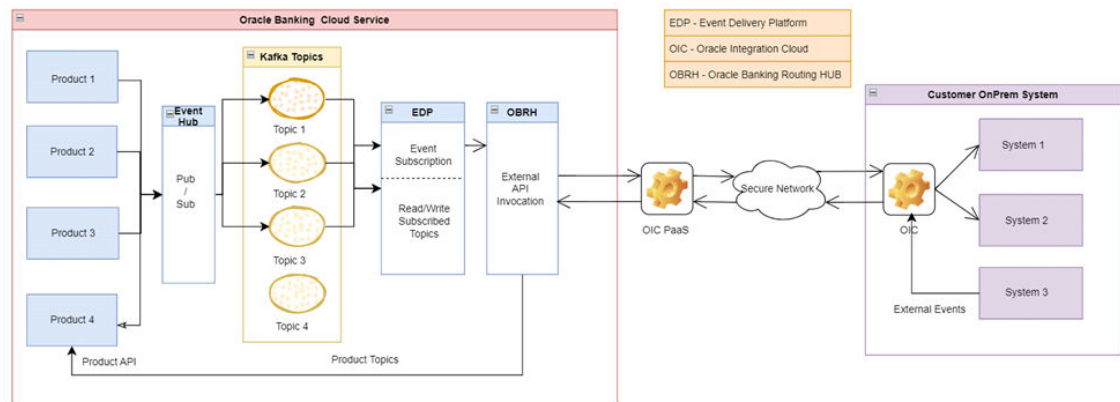
Subscribed events delivered efficiently to all designated subscribers through the Oracle Banking Routing Hub. This centralized hub optimizes the routing and distribution of events, ensuring reliable and timely delivery to the intended recipients. By providing these capabilities, the event delivery platform establishes a robust foundation for managing and optimizing the flow of events within the Oracle Banking ecosystem. This, in turn, enhances the overall efficiency, responsiveness, and reliability of event-driven processes across the platform.

- [Architectural View](#)
- [Event Publisher](#)
- [Event Subscriber](#)
- [View Published Events](#)

1.20.1 Architectural View

The below picture depicts the architectural view of the event delivery platform:

Figure 1-33 Event Delivery Platform - Architectural View



1.20.2 Event Publisher

An event publisher is a product responsible for publishing events when specific actions, such as the completion of **Party Onboarding** or **Party Amendment**, occur within the event publisher product. These events serve as signals to the event subscriber products, indicating a milestone or change.

Within the event delivery platform context, the term "internal products" is used to categorize these event-publishing products. These event publisher products generate and push events to the event delivery platform upon the successful execution of designated tasks, such as completing **Party Onboarding** or **Party Amendment** processes.

- [Party Events Maintenance](#)

1.20.2.1 Party Events Maintenance

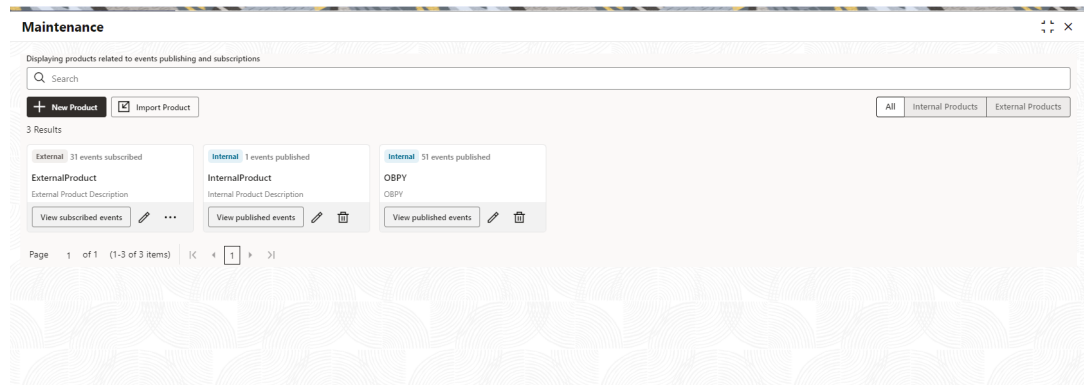
Oracle Banking Party is configured as an event publisher and it supports publication of events during both **Party Onboarding** and **Party Amendment** processes. When a **Party Onboarding** or **Party Amendment** process is completed, an event is promptly published to the event delivery platform. Subsequently, this notification becomes readily available for consumption by subscriber products through Oracle Banking Routing Hub. This streamlined process ensures that relevant stakeholders and systems are promptly informed of the completion of **Party Onboarding** or **Party Amendment** activities. The event delivery platform serves as a centralized hub for disseminating these notifications, making them accessible to subscriber products. This approach enhances the overall efficiency and responsiveness of the system, allowing subscriber products to stay synchronized with the latest updates and changes in party information.

Note:

For more information on notifications published by Oracle Banking Party, refer to the **Oracle Banking Party Events User Guide**.

To view events published by Oracle Banking Party:

1. On **Home** screen, click **Event Delivery**. Under **Event Delivery**, click **Maintenance**.
The **Maintenance** screen displays.

Figure 1-34 Event Maintenance

- On the **Maintenance** screen, click **View published events** on **OBPY** widget. The list of events published by Oracle Banking Party displays.

Figure 1-35 OBPY - Published Events

The screenshot shows the 'Maintenance' screen with a 'Back to list of products' link and the 'OBPY' product selected. Below is a table of published events.

Event Name	Event Description	Topic Name	No. of subscriptions	Actions
ObpyRetAmendAddrInfo	ObpyRetAmendAddrInfo Description	ObpyRetAmendAddrInfo	1	Edit, Delete, View
ObpyRetAmendAsset	ObpyRetAmendAsset Description	ObpyRetAmendAsset	1	Edit, Delete, View
ObpyRetAmendBasicInfo	ObpyRetAmendBasicInfo Description	ObpyRetAmendBasicInfo	1	Edit, Delete, View
ObpyRetAmendBenOwmpCom	ObpyRetAmendBenOwmpCom Description	ObpyRetAmendBenOwmpCom	1	Edit, Delete, View
ObpyRetAmendConsent	ObpyRetAmendConsent Description	ObpyRetAmendConsent	1	Edit, Delete, View
ObpyRetAmendContact	ObpyRetAmendContact Description	ObpyRetAmendContact	1	Edit, Delete, View
ObpyRetAmendCurrentAddr	ObpyRetAmendCurrentAddr Description	ObpyRetAmendCurrentAddr	1	Edit, Delete, View
ObpyRetAmendCustodianRel	ObpyRetAmendCustodianRel Description	ObpyRetAmendCustodianRel	1	Edit, Delete, View
ObpyRetAmendDocuments	ObpyRetAmendDocuments Description	ObpyRetAmendDocuments	1	Edit, Delete, View

- Click **View** icon in Actions to see the Avro Schema.

Note:

Click **Delete** or **Edit** icon in actions to delete or edit event details.

1.20.3 Event Subscriber

A subscriber refers to the product that actively consumes the events published by the event publisher when specific tasks, such as the completion of **Party Onboarding** or **Party Amendment**, are completed in the event publisher product. In the context of the event delivery platform, these event subscriber products are categorized as "External Products".

For instance, when the **Party Onboarding** or **Party Amendment** processes are successfully concluded by the event publisher product, an event is promptly generated and published to the event delivery platform. Subsequently, this notification becomes available for consumption by event subscribers.

- [Create Subscriber](#)
- [Subscribe Event](#)

1.20.3.1 Create Subscriber

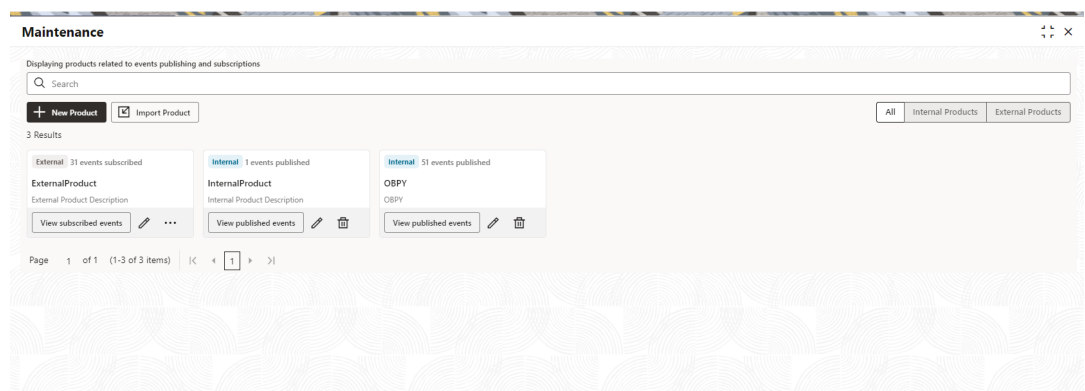
The event subscribers are created as per the requirement of products to consume the events published by event publisher products.

To create a new event subscriber

1. On **Home** screen, click **Event Delivery**. Under **Event Delivery**, click **Maintenance**.

The **Maintenance** screen displays.

Figure 1-36 Event Maintenance



2. Click **New Product** button to create a new subscriber product.

The **New Product** drawer is displayed.

Figure 1-37 New Product

New Product ✕

Product Name

Required

Description

Required

Type

☐ Internal ☐ External

Add Product

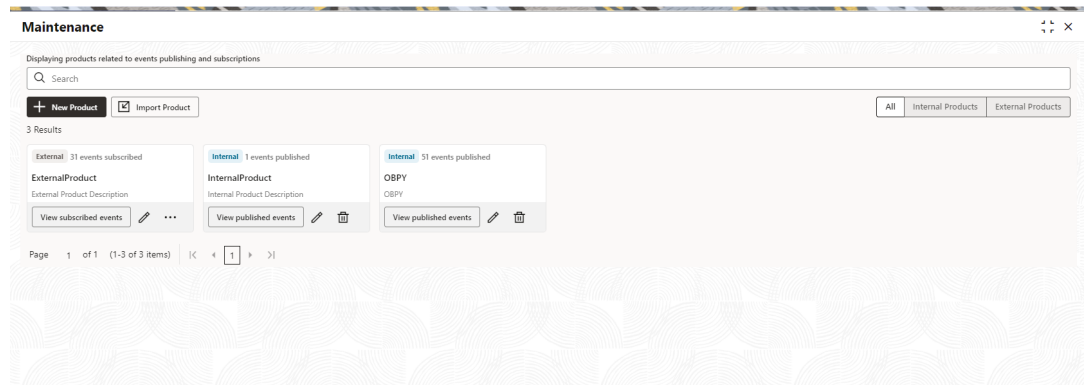
3. On the **New Product** screen, specify **Product Name** and **Product Description**.
4. Click **Add Product** to create a subscriber.

1.20.3.2 Subscribe Event

To consume the notifications, generated by event publisher product, events require to be subscribed by the event subscriber.

To subscribe an event

1. On **Home** screen, click **Event Delivery**. Under **Event Delivery**, click **Maintenance**.
The **Maintenance** screen displays.

Figure 1-38 Event Maintenance

- Click **View subscribed events** button on the subscriber product widget. The list of published events by event publisher products will be displayed.

Figure 1-39 Published Events

The screenshot shows the 'Published Events' table for the 'ExternalProduct' widget. It includes a 'Back to list of products' link and a 'New Subscription' button.

Product Name	Event Name	Event Description	Service Consumer	Consumer Service	Actions
InternalProduct	preprod-edp-event	EDP Event Description	EDP	mock_service	[Edit] [Delete]
OBPY	ObpyRetAmendAddInfo	ObpyRetAmendAddInfo Description	EDP	mock_service	[Edit] [Delete] [Share]
OBPY	ObpyRetAmendAsset	ObpyRetAmendAsset Description	EDP	mock_service	[Edit] [Delete] [Share]
OBPY	ObpyRetAmendBasicInfo	ObpyRetAmendBasicInfo Description	EDP	mock_service	[Edit] [Delete] [Share]
OBPY	ObpyRetAmendBenOwnpCom	ObpyRetAmendBenOwnpCom Description	EDP	mock_service	[Edit] [Delete] [Share]
OBPY	ObpyRetAmendConsent	ObpyRetAmendConsent Description	EDP	mock_service	[Edit] [Delete] [Share]
OBPY	ObpyRetAmendContact	ObpyRetAmendContact Description	EDP	mock_service	[Edit] [Delete] [Share]
OBPY	ObpyRetAmendCurrentAddr	ObpyRetAmendCurrentAddr Description	EDP	mock_service	[Edit] [Delete] [Share]
OBPY	ObpyRetAmendCustodianRel	ObpyRetAmendCustodianRel Description	EDP	mock_service	[Edit] [Delete] [Share]
OBPY	ObpyRetAmendDocuments	ObpyRetAmendDocuments Description	EDP	mock_service	[Edit] [Delete] [Share]

- Click **New Subscription**. The **Event Maintenance** screen displays with list of published events for the subscription.

Note:

Click **Delete** or **Edit** icon in actions to delete or edit event subscription details.

Figure 1-40 Subscribe for External Product

Maintenance

↑ Back to list of subscriptions

Subscribe for ExternalProduct

Search by Event

Product Name	Event Name	Event Description	Topic Name	Actions
InternalProduct	preprod-edp-event	EDP Event Description	preprod-edp-event	✔
OBPY	ObpyRetAmendAddInfo	ObpyRetAmendAddInfo Description	ObpyRetAmendAddInfo	✔📄
OBPY	ObpyRetAmendAsset	ObpyRetAmendAsset Description	ObpyRetAmendAsset	✔📄
OBPY	ObpyRetAmendBasicInfo	ObpyRetAmendBasicInfo Description	ObpyRetAmendBasicInfo	✔📄
OBPY	ObpyRetAmendBenOwnpCom	ObpyRetAmendBenOwnpCom Description	ObpyRetAmendBenOwnpCom	✔📄
OBPY	ObpyRetAmendConsent	ObpyRetAmendConsent Description	ObpyRetAmendConsent	✔📄
OBPY	ObpyRetAmendContact	ObpyRetAmendContact Description	ObpyRetAmendContact	✔📄
OBPY	ObpyRetAmendCurrentAddr	ObpyRetAmendCurrentAddr Description	ObpyRetAmendCurrentAddr	✔📄
OBPY	ObpyRetAmendCustodianRel	ObpyRetAmendCustodianRel Description	ObpyRetAmendCustodianRel	✔📄
OBPY	ObpyRetAmendDocuments	ObpyRetAmendDocuments Description	ObpyRetAmendDocuments	✔📄

Showing 10 of 52 items.

4. Click



to subscribe for the event.
The **Map Endpoint** drawer is displayed.

Figure 1-41 Map Endpoints

Map Endpoints X

Subscriber Product
ExternalProduct

Publisher Product
OBPY

Event Name
ObpyRetAmendAsset

Service Consumer
EDP

Consumer Service
Select Consumer Service ▼

Subscribe

5. On the **Map Endpoints** drawer, select consumer service to subscribe for the event.
6. Click **Subscribe**.

 **Note:**

The consumer service can be configured through **Core Maintenance** → **Routing Hub** → **Service Consumer**. Search for the **EDP Consumer Service**. For more details on the **Service Consumer** configuration, refer to the **Routing Hub Configuration User Guide**.

1.20.4 View Published Events

To view event published by publisher product:

1. On **Home** screen, click **Event Delivery**. Under **Event Delivery**, click **Audit**.

The **Audit** screen is displayed.

Figure 1-42 Audit

2. On the **Audit** screen, select publisher as **OBPY**.
3. Select published event from the drop-down list.
4. Select Subscriber.
5. Select Status of events published.
6. Input **Start Date** and **End Date**.

 **Note:**

The time range between start date and end date should not be more than 24hrs.

7. Click **Search**.

1.21 Minor Age Validation

Minor Age Validation through validation allows specific minor age criteria using rule framework. This configuration is critical in scenarios, where minor age is determined based on state level age limits for minors.

1. Check **USE_MINOR_VAL_MODEL** in the Properties Table:

- **Step 1:** The system first checks the value of **USE_MINOR_VAL_MODEL** in the properties table. This configuration is a boolean value, meaning it can either be **TRUE** or **FALSE**.
- **Step 2:** If **USE_MINOR_VAL_MODEL** is set to **TRUE**, it means that the system should use **Validation Model** to determine the minor age criteria.

For more information on validation model, refer to the **Common Core User Guide**.

Use "OBPYVMMINOR" as validation model code for configuring rules for minor age criteria based on states. The below is a sample rule to identify minor age based on states as "MS", "AL", and "AE".

```
if ( ( STATE == MS ) && ( AGE < 21 ) ) elseif ( ( STATE IN [AL,NE] ) && ( AGE < 19 ) ) elseif
( ( STATE NOTIN [AL,NE,MS] ) && ( AGE < 18 ) )
```

output

Section1 True

Section2 True

Section3 True

2. Use **MINOR_AGE_CRITERIA** if **USE_MINOR_VAL_MODEL** is **False**:

- **Step 1:** If **USE_MINOR_VAL_MODEL** is set as **FALSE**, the system will not use the validation model. Instead, it will refer to **MINOR_AGE_CRITERIA** in the properties table.
- **Step 2:** **MINOR_AGE_CRITERIA** defines the minor age criteria.

1.22 Party De-duplication Configuration

Party de-duplication check provides duplicate party check, if user try to onboard party already existing in Oracle Banking Party. Duplication check can be configured based on following parameters through FACT and Rule Configuration. For more information on the FACT and Rules configuration, refer to the **Common Core User Guide**.

Table 1-28 Party De-duplication Configuration - Field Description

Field	Description
organizationName	Registered name of the name of the corporate
firstName	First Name of the party
dateOfBirth	Date of Birth of a person
emailId	Email ID of the party
gender	Gender of Individual Party
goodsAndServicesTaxId	Goods and Services Tax Id
lastName	Last Name of the Party
middleName	Middle Name of the Party
mobileNumber	Mobile Number of the Party
officialNumber	Official Contact Number of the Party
registrationNumber	Registration Number of the Party
incorporationDate	Incorporation Date of an organization
taxIdNumber	Tax Identification Number
uniqueId	Unique Identification Number of the Party
idType	Identification Type of the party eg: Passport
branchCode	Branch Code of the Party
partyType	Party Type of the Party
bicCode	BIC Code of the Party
businessLicenseNumber	Business License Number of the Party
businessProductCode	Business product Code for the Party
citizenshipBy	Citizenship Given by factor
countryOfRegistration	Country of Registration of the business
countyOfIncrptn	Country of Incorporation of the business
facebookURL	Facebook URL of the Party
fiCode	Financial Institution Code
fiName	Financial Institution Name
instagramID	Instagram ID of the Party
linkedinURL	LinkedIn URI of the Party

Table 1-28 (Cont.) Party De-duplication Configuration - Field Description

Field	Description
nationality	Nationality of the Party
organizationalURL	Organization URL of the Party
smbRegistrationNumber	SMB Registration Number of the Party

The following rule names should be used for configuring de-duplication check rules.

Table 1-29 Rules

Party Type	Party Type Code	Default Rule Name
Corporate	C	PartyDemographics
Financial Institution	B	FinancialInstitution
Retail	I	Retail
Small and Medium Enterprise	E	SmallMediumEnterprises
Small and Medium Business	S	SmallMediumBusiness

1.23 Regional Configuration

Regional configuration framework is provided by Plato to enable and configure products within the Oracle Banking Microservices Architecture framework as per regional requirements.

Oracle Banking Party uses the regional framework to configure the following parameter type as per the regional configuration.

Table 1-30 Use - Case for Regional Configuration

Features	Use - Case
Mandatory – Yes/No	Some UI fields in Party will be mandatory in some geographies while others maybe mandatory in other geographies. Using the regional framework, the optional fields in the base product can be made mandatory.
Field Visibility – Yes/No	Some UI fields in Party will be visible in some geographies while others maybe visible in other geographies. Using the regional framework, the optional fields in the base product can be made visible or hidden.
Data Type Validation (Regular Expression)	Using regional framework, a field can be validated for field input like identity number to accept only numeric value upto 9 numbers.
Default Value	Using regional framework, field input can be default on launch of a screen like country code as US in Country of Resident field.
Field Label	Using regional framework, field label can be changed as per generic convention in a specific region such as Resident Status change to Citizenship status in US region.

To configure the regional configuration for Oracle Banking Party, the following Plato tables need to be inserted along with the required configuration.

Figure 1-43 PLATO_REGIONAL_TM_CONFIG_MASTER Table

REGION_CODE	MODULE_CODE	IS_REGIONALIZATION_ENABLED	IS_SCREEN_REG_ENABLED	IS_SCREEN_VALIDATION_REG_ENABLED
US	REPORTSERVICE	Y	Y	N
IN	REPORTSERVICE	Y	Y	N
US	PLATOFEED	Y	N	N
IN	PLATOFEED	Y	Y	Y

The description for the columns in the above image are explained below:

- For a particular REGION_CODE, there can be multiple MODULE_CODE (app Ids) as mentioned in the PLATO_REGIONAL_TM_CONFIG_MASTER table.
- Maintain a value 'Y' in the IS_REGIONALIZATION_ENABLED flag for regionalization and troubleshooting.
- To enable screen regionalization, maintain a value 'Y' in the IS_SCREEN_REG_ENABLED flag.

 **Note:**

If the IS_SCREEN_REG_ENABLED flag is maintained as 'N' and the IS_REGIONALIZATION_ENABLED flag is maintained as 'Y' then the regional fields do not appear on the screen and label changes will not reflect.

- To enable the service side validations, maintain a value as 'Y' in the IS_SCREEN_VALIDATION_REG_ENABLED flag.

Figure 1-44 PLATO_REGIONAL_TM_SCREEN_CONFIG Table

REGION_CODE	MODULE_CODE	CCA_NAME	FIELD_ID	IS_MANDATORY	IS_VISIBLE	DEF_VALUE	PATTERN
IN	REPORTSERVICE	fsgbu-ob-reports-mn	cnt	Y	Y		
US	REPORTSERVICE	fsgbu-ob-reports-mn	outformat	Y	Y	PDF	
US	REPORTSERVICE	fsgbu-ob-reports-mn	text-area	Y	Y		[a-zA-Z]{3,}
IN	REPORTSERVICE	fsgbu-ob-reports-mn	outformat	Y	Y	PNG	
IN	REPORTSERVICE	fsgbu-ob-reports-mn	name	Y	Y		[a-zA-Z]{3,}
US	REPORTSERVICE	fsgbu-ob-reports-mn	state	Y	Y		

The description for the columns in the above image are explained below:

- For a particular REGION_CODE, there can be multiple MODULE_CODE (app Ids) as mentioned in the PLATO_REGIONAL_TM_CONFIG_MASTER table.
- Maintain the name of the CCA in the CCA_NAME for the particular regional field belongs.
- Maintain the ID attribute of the regional field in the FIELD_ID column.
- To enable the regional field, maintain the value as 'Y' in the IS_MANDATORY column.
- To configure the visibility of the regional field, maintain the value as 'Y' in the IS_VISIBLE column.
- Update the DEF_VALUE column to display the default value (when the screen launches) in the regional field.

- The regExp pattern based on which UI validation should happen, should be maintained in the PATTERN column.

1.24 Configuration Transport Maintenance

This topic describes the procedure to configure transport maintenance.

The configuration transport maintenance utility provides a streamlined process for exporting existing maintenance configurations from one environment and seamlessly transporting them to a destination environment. To ensure a smooth transition, it's crucial to follow these steps:

1. **Target Environment Maintenance**
2. **Export Maintenance from Source Environment**
3. **Import Maintenance to Target Environment**
4. **Acknowledge Source Environment**

Figure 1-45 Configuration Transfort Maintenance



By following this structured approach, organizations can leverage the configuration transport maintenance utility effectively to facilitate the seamless transfer of maintenance configurations between environments, minimizing the risk of errors or disruptions in the process.

This topic contains the following subtopics:

- [Target Environment Maintenance](#)
This topic describes the instructions to maintain the target environment.
- [Export](#)
This topic describes about the instructions to export maintenance from source environment.
- [Import](#)
This topic describes about the instructions to import maintenance from target environment.
- [Upload ACK](#)
This topic describes about the instructions to acknowledge the import.

1.24.1 Target Environment Maintenance

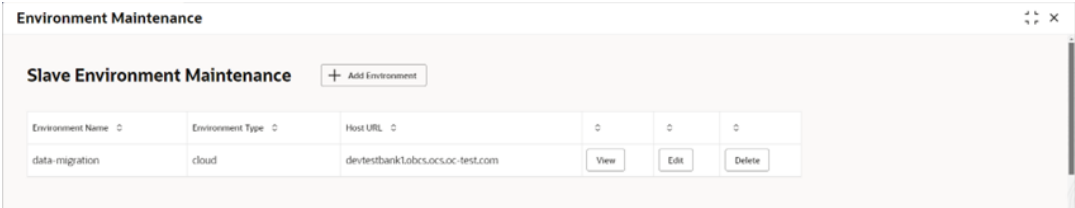
This topic describes the instructions to maintain the target environment.

Specify **User ID** and **Password**, and login to **Home** screen. For information on login procedure, refer to the *Getting Started User Guide*.

1. On **Home** screen, click **Config Transport**, under **Config Transport**, click **Environment Maintenance**.

The **Environment Maintenance** screen displays.

Figure 1-46 Environment Maintenance



Environment Data

- 2. Click + Add Environment to add a new target environment. The Environment Data screen displays.

Figure 1-47 Environment Data

Environment Data

Environment Type
Cloud

Http Scheme
https

Environment Name
data-migration

Host URL
devtestbank1.obcs.ocs.oc-test.com

Branch Code
000

Entity ID
DEFAULTENTITY

Tenant ID
pre-prod

Tenant PDB
pdb1

Tenant SVC

Close

Submit

- 3. Specify the details on Environment Data screen. For more information on fields, refer to the field description table.

Table 1-31 Environment Data

Field	Description
Environment Type	Select the type from the drop-down list. The available options are : <ul style="list-style-type: none">• On-Prem• Cloud
Http Scheme	Select the scheme from the drop-down list. The available options are : <ul style="list-style-type: none">• http• https
Environment Name	Specify the name of the target environment.
Host URL	Specify the URL for the target environment
Branch Code	Specify the branch code.
Entity ID	Specify the entity id.
API Gateway port	Specify the gateway port. This field appears if the Environment Type is selected as On-Prem .
Tenant ID	Specify the tenant id. This field appears if the Environment Type is selected as Cloud .
Tenant PDB	Specify the tenant pdb. This field appears if the Environment Type is selected as Cloud .
Tenant SVC	Specify the tenant svc. This field appears if the Environment Type is selected as Cloud .

4. Click **Submit** to save the target environment.
5. Click **View**, **Edit**, and **Delete** for the respective actions in the created target environments.

1.24.2 Export

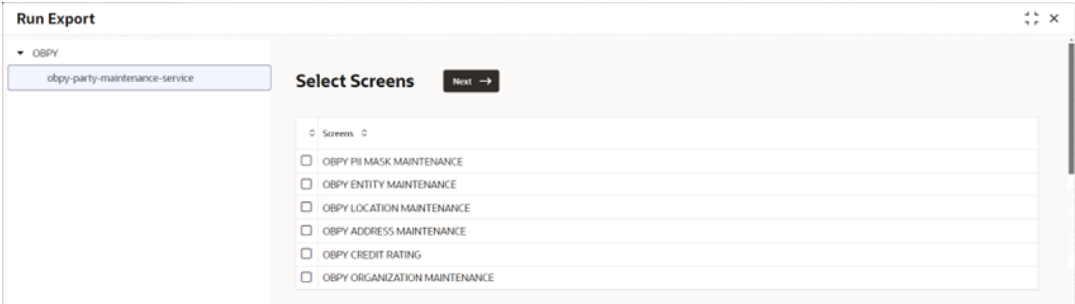
This topic describes about the instructions to export maintenance from source environment.

Specify **User ID** and **Password**, and login to **Home** screen. For information on login procedure, refer to the *Getting Started User Guide*.

1. On **Home** screen, click **Config Transport**, under **Config Transport**, click **Export**.
2. Under **Export**, click **Run Export**.

The **Run Export** screen displays.

Figure 1-48 Run Export



3. Select the source environment from the left panel.
4. Select the maintenances to be exported from the source environment.
5. Click **Next** and **Submit** to save to maintenances.

The **Success** screen displays with maintenance export ID.

Figure 1-49 Success - Run Export

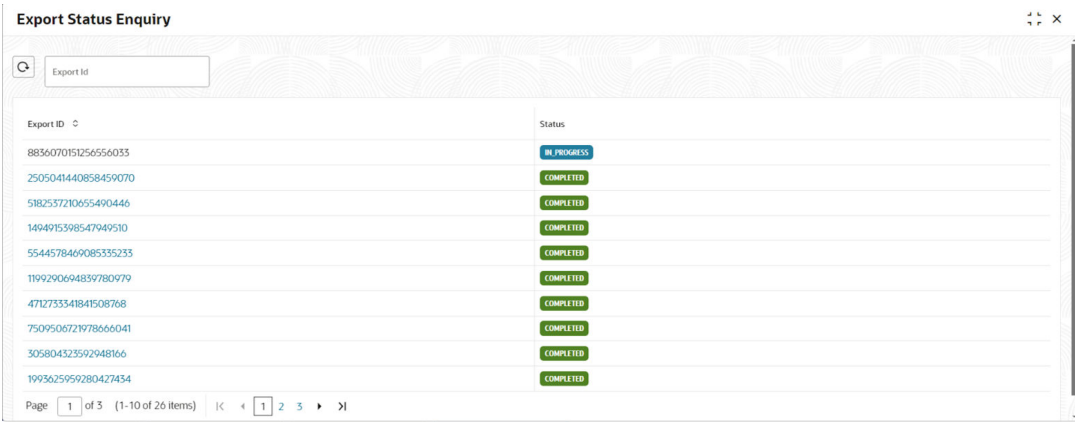


To View Export Status

6. On **Home** screen, click **Config Transport**, under **Config Transport**, click **Export**.
7. Under **Export**, click **Export Status Expiry**.

The **Export Status Expiry** screen displays.

Figure 1-50 Export Status Expiry



For more information on fields, refer to the field description table.

Table 1-32 Export Status Expiry

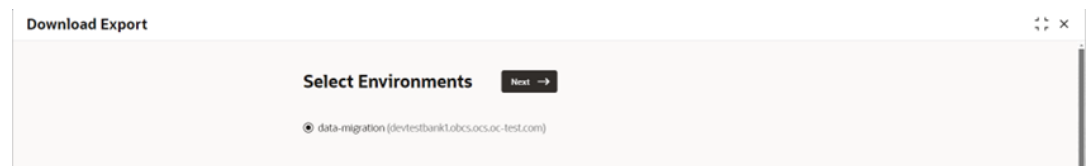
Field	Description
Export ID	Displays the exports id's.
Status	Dsplays the export status.

To down Export

8. On **Home** screen, click **Config Transport**, under **Config Transport**, click **Export**.
9. Under **Export**, click **Download Export**.

The **Download Export** screen displays.

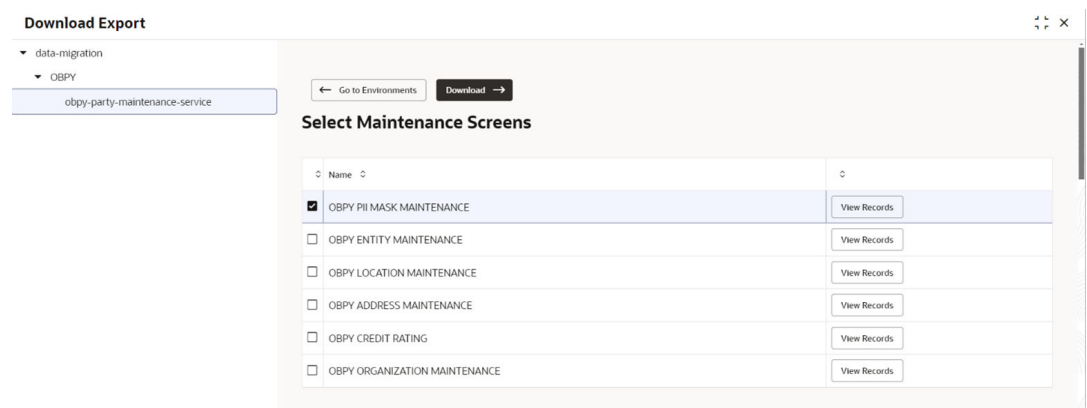
Figure 1-51 Download Export



10. Select the **Source Environments** and click **Next**.

The **Download Export - Select Maintenance Screens** displays.

Figure 1-52 Download Export - Select Maintenance Screens



For more information on fields, refer to the field description table.

Table 1-33 Download Export - Select Mainenance Screens

Field	Description
Name	Displays the available maintenance screen from the source environment.
View Records	Click the icon to view the maintenance screen records.

11. Select the source maintenance service from the left panel and click the checkbox on the respective **Select Maintenance Screens**.
12. Click **Download** to download the selected maintenance file.

1.24.3 Import


This topic describes about the instructions to import maintenance from target environment.

Specify **User ID** and **Password**, and login to **Home** screen. For information on login procedure, refer to the *Getting Started User Guide*.

1. On **Home** screen, click **Config Transport**, under **Config Transport**, click **Import**.
2. Under **Import**, click **Run Import**.

The **Run Import** screen displays.

Figure 1-53 Run Import



3. Click **Add Files** to upload the maintenance export and click **Upload**.
The **Success - Config File** screen displays with config upload ID.

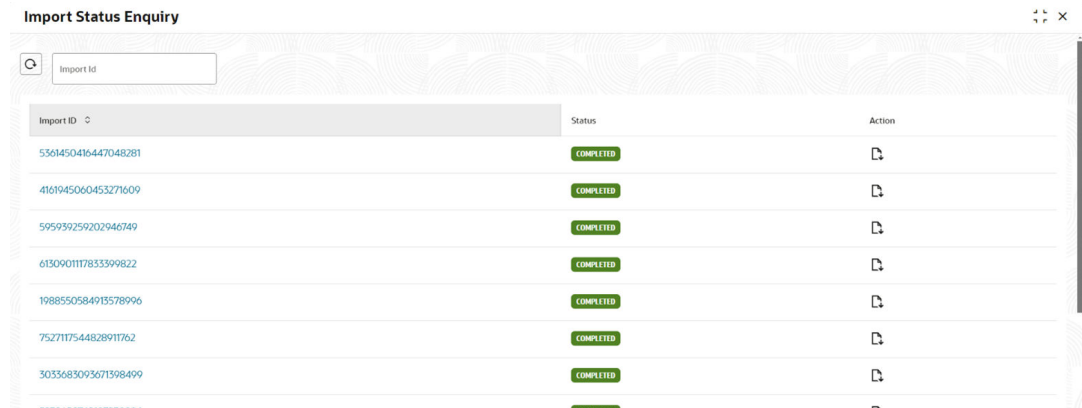
Figure 1-54 Success - Config File



To View Import Status

4. On **Home** screen, click **Config Transport**, under **Config Transport**, click **Import**.
5. Under **Import**, click **Import Status Expiry**.

The **Import Status Expiry** screen displays.

Figure 1-55 Import Status Expiry


Import Status Enquiry

Import ID

Import ID	Status	Action
536145046447048281	COMPLETED	
4101945060453271609	COMPLETED	
595959259202946749	COMPLETED	
613090117853399822	COMPLETED	
1988550584913578996	COMPLETED	
7527117544828911762	COMPLETED	
3033683093671398499	COMPLETED	

For more information on fields, refer to the field description table.

Table 1-34 Import Status Expiry

Field	Description
Import ID	Displays the import id's.
Status	Displays the export status.
Actions	Click the icon to download.

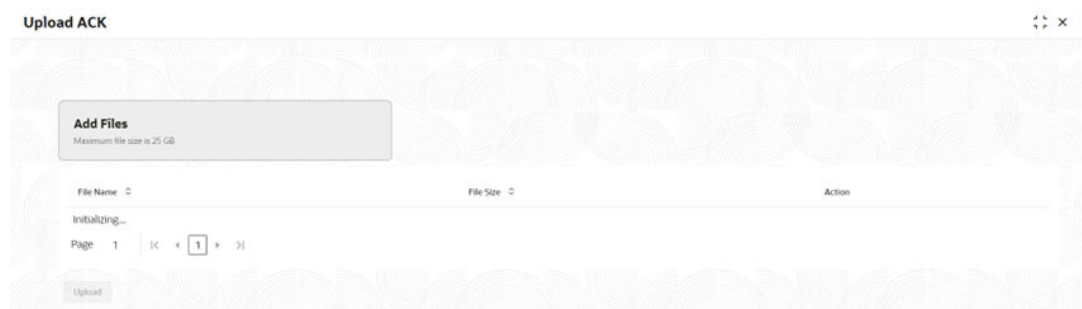
- Click **Action** to download the import acknowledgement.

1.24.4 Upload ACK

This topic describes about the instructions to acknowledge the import.

Specify **User ID** and **Password**, and login to **Home** screen. For information on login procedure, refer to the *Getting Started User Guide*.

- On **Home** screen, click **Config Transport**, under **Config Transport**, click **Upload ACK**.
The **upload ACK** screen displays.

Figure 1-56 Upload ACK


Upload ACK

Add Files
Maximum file size is 25 GB

File Name	File Size	Action
Initializing...		

Page 1 | < 1 >

Upload

- Click **Add Files** and **Upload** to upload the acknowledgement.

 **Note:**

Acknowledgement upload will remove the previous exported maintenance from the available list.

1.25 OBRH Configuration for Event Transformation

This topic describes the systematic instructions to configure the OBRH configuration for event transformation.

The Party system publishes events in Avro format, embedding the onboard and amend payloads as JSON strings. We must implement specific configurations in the Hub to ensure accurate transformation of JSON payloads and eliminate unnecessary escape characters.

Party supports a variety of events for different onboarding and amendment processes (refer to the Event Guide for details). A consumer may require a tailored transformation for each event type to fit their specific needs. The consumer configuration necessitates that a dedicated transformation be defined for each event.

To achieve this, the following configurations should be completed in the Hub:

Payload Transformation Configuration:

User should define rules for parsing and formatting JSON payloads for each event type. Users must properly handle and remove escape characters.

The Hub correctly configures these transformations to ensure that consumers receive clean, accurately formatted JSON payloads, allowing for seamless data processing and integration across systems. Below is an example for onboard payload transformation.

Figure 1-57 Edit Transformation

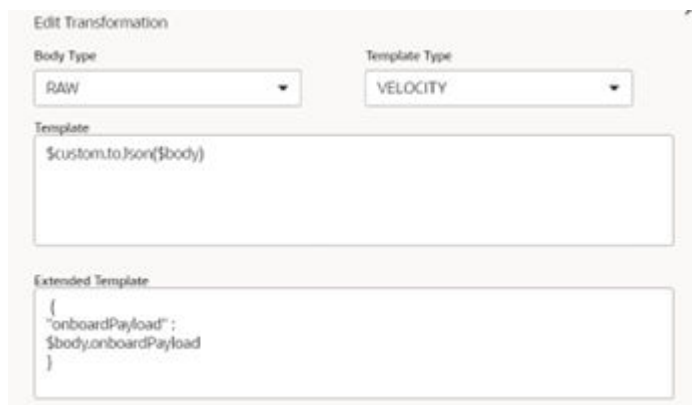


Figure 1-57 shows the 'Edit Transformation' configuration interface. It includes a 'Body Type' dropdown menu set to 'RAW' and a 'Template Type' dropdown menu set to 'VELOCITY'. Below these are two text input fields. The 'Template' field contains the expression '\$custom.toJson(\$body)'. The 'Extended Template' field contains a JSON object: { "onboardPayload": \$body.onboardPayload }.

A

List of Functional Activity Codes

This topic provides the functional activity codes available in Oracle Banking Party.

Table A-1 List of Functional Activity Codes

Functional Activity Code	Action	Description
OBPY_FA_ADAPTER_OBRH_CONFIG_REFRESH	REFRESH	Refresh ADAPTER OBRH config
OBPY_FA_ADAPTER_PROP_REFRESH	REFRESH	Refresh ADAPTER Properties config
OBPY_FA_ADDN_INFO_GET	GET	Get Related Party Relationship through POST operation
OBPY_FA_ADDN_INFO_PATCH	UPDATE	Get Related Party Relationship through POST operation
OBPY_FA_ADDN_INFO_POST	CREATE	Get Related Party Relationship through POST operation
OBPY_FA_ADDN_INFO_PUT	UPDATE	Get Related Party Relationship through POST operation
OBPY_FA_ADDRESSMAINT_UPDATE	UPDATE	Modify Existing Address Details from Service API
OBPY_FA_ADDRESS_MASTER_AGG	CREATE	Get Resource Aggregate
OBPY_FA_ADDRESS_MASTER_APPROV	CREATE	Approve Address
OBPY_FA_ADDRESS_MASTER_AUTHQUERY	AUTHORIZE	OBPY_FA_ADDRESS_MASTER_AUTHQUERY
OBPY_FA_ADDRESS_MASTER_GET	GET	Retrieve Aggregate Address By Resource Id
OBPY_FA_ADDRESS_MASTER_GETALL	GET	Retrieve All Address
OBPY_FA_ADDRESS_MASTER_GETHIST	GET	Address History
OBPY_FA_ADDRESS_MASTER_MOD	UPDATE	Modify Existing Address
OBPY_FA_ADDRESS_MASTER_PERMITTED	CREATE	Action Address
OBPY_FA_ADDRESS_MASTER_REJECT	REJECT	Reject Address maintenance details By Resource Id
OBPY_FA_ADDRESS_MASTER_REOPEN	REOPEN	Reopen Resource
OBPY_FA_ADDRESS_MASTER_SUBMIT	SUBMIT	Submit Resource
OBPY_FA_ADDRESS_MASTER_UNAUTH	UNAUTHORIZE	UnAuth Address
OBPY_FA_ADDR_HIST_GET	GET	Party History API to fetch Retail Address history details
OBPY_FA_ADD_KYC_PROP	CREATE	add Kyc Maintenance Properties
OBPY_FA_ADD_LAST_CONTACT_DATE	CREATE	add lastContactDate
OBPY_FA_ADD_PARTYLIAB	CREATE	API to get party liab
OBPY_FA_ADD_PARTYREL	CREATE	API to get party liab
OBPY_FA_ADVISOR_GET_PRTY_INFO	GET	Advisor GET with Party Info
OBPY_FA_ALL_KYCDetail_GET	GET	api to fetch all kyc check details

Table A-1 (Cont.) List of Functional Activity Codes

Functional Activity Code	Action	Description
OBPY_FA_AMEND_APPS	UPDATE	API to update facility conditions
OBPY_FA_AMND_PRTY	CREATE	Update API for handoff notification
OBPY_FA_AMND_PRTY_GET_POST	GET	API to do get operations
OBPY_FA_APPLICATION_STATUS	CREATE	API to fetch Application status
OBPY_FA_AUDITOR_CREATE	CREATE	Party Auditor Create
OBPY_FA_AUDITOR_DELETE	DELETE	OBPY_FA_AUDITOR_DELETE
OBPY_FA_AUDITOR_GET	GET	Party Auditor Get
OBPY_FA_AUDITOR_UPDATE	UPDATE	Party Auditor Update
OBPY_FA_AUTHSIG_HIST_GET	GET	Party History API to fetch Authorized Signatory history details
OBPY_FA_AUTH_SIG_LATEST	CREATE	Party service AuthSig latest
OBPY_FA_AUTO_KYC_CHECK	VALIDATE	Api to validate KYC
OBPY_FA_BALANCE_SHEET_GET	GET	gets balance sheet
OBPY_FA_BANKER_GET_PRTY_INFO	GET	Banker GET with Party Info
OBPY_FA_BATCH_LIMITEDKYC_EXPIRED	CREATE	Party Batch API to check and notify regarding expired limited KYC
OBPY_FA_BATCH_LIMITEDKYC_UPDATED	UPDATE	Party Batch API to check and notify regarding updated limited KYC
OBPY_FA_BATCH_REKYC_EXPIRED	CREATE	Party Batch API to check and notify regarding expired ReKYC
OBPY_FA_BATCH_REKYC_UPDATED	UPDATE	Party Batch API to check and notify regarding updated ReKYC
OBPY_FA_BUSDTLS_PATCH	UPDATE	API to do patch operations
OBPY_FA_BUSDTLS_PUT	UPDATE	API to do put operations
OBPY_FA_BUSINESSPROCESS_SUMMARY	CREATE	Business Process Summary
OBPY_FA_BUSS_PROC_ADVICES_GET	GET	Gets the advices
OBPY_FA_BUSS_PROC_CHECKLIST_GET	GET	Gets the checklists
OBPY_FA_BUSS_PROC_CLAUSE_GET	GET	Gets the clauses
OBPY_FA_BUSS_PROC_DOC_GET	GET	Gets the documents
OBPY_FA_CAMD_APPRL	CREATE	OBPY_FA_CAMD_APPRL
OBPY_FA_CAMD_ENRCH	CREATE	OBPY_FA_CAMD_ENRCH
OBPY_FA_CAMD_INITI	CREATE	OBPY_FA_CAMD_INITI
OBPY_FA_CAMD_MANRY	CREATE	OBPY_FA_CAMD_MANRY
OBPY_FA_CAMD_POKYC	CREATE	OBPY_FA_CAMD_POKYC
OBPY_FA_CAMD_RECOM	CREATE	OBPY_FA_CAMD_RECOM
OBPY_FA_CAMD_REVIW	CREATE	OBPY_FA_CAMD_REVIW
OBPY_FA_CONSENT_GET	GET	GET api to fetch consent and pref details.
OBPY_FA_CONSENT_PATCH	UPDATE	Patch operations for Consent and pref.
OBPY_FA_CONSENT_POST	CREATE	Post operations for Consent and pref.
OBPY_FA_CONSENT_PUT	UPDATE	PUT operations for Consent and pref.
OBPY_FA_CONTACT_GET_PARTY_DETAILS	GET	PartyContactDetails Get Contact Details
OBPY_FA_CORP_AMEND_INITIATE	UPDATE	Corporate Party Amend API

Table A-1 (Cont.) List of Functional Activity Codes

Functional Activity Code	Action	Description
OBPY_FA_CORP_CONF_REFRESH	REFRESH	Refresh Corp View service Properties config
OBPY_FA_CORP_CREDIT_RATING_DELETE	DELETE	Party credit rating delete API
OBPY_FA_CORP_CREDIT_RATING_GETALL	GET	Party credit rating get all API
OBPY_FA_CORP_CREDIT_RATING_GET_LATEST	GET	Party credit rating get latest API
OBPY_FA_CORP_CREDIT_RATING_SAVE	CREATE	Party credit rating create API
OBPY_FA_CORP_CREDIT_RATING_UPDATE	UPDATE	Party credit rating update API
OBPY_FA_CORP_CUST_HANDOFF_POST	CREATE	HandOff identified by given ID
OBPY_FA_CORP_KYC_SUBMIT	SUBMIT	API to submit corporate KYC
OBPY_FA_CORP_PARTY_AMEND	UPDATE	Corporate Party Amend API
OBPY_FA_CORP_PARTY_GET	GET	Corporate Party Get API
OBPY_FA_CORP_PARTY_GET_POST	GET	API to do get operations
OBPY_FA_CORP_PARTY_REFRESH	REFRESH	Corporate Party Refresh API
OBPY_FA_CORP_PARTY_REFRESH_POST	REFRESH	API to do get operations
OBPY_FA_CPOB_APPRL	CREATE	Approval
OBPY_FA_CPOB_ENRCH	CREATE	Onboarding Enrichment
OBPY_FA_CPOB_INITI	CREATE	Quick Initiation
OBPY_FA_CPOB_MANRY	CREATE	Manual Retry
OBPY_FA_CPOB_POKYC	CREATE	KYC
OBPY_FA_CPOB_RECOM	CREATE	Recommendation
OBPY_FA_CPOB_REVIW	CREATE	Review
OBPY_FA_CRDT_AGENCY_ACTIONS	CREATE	Action Credit Rating Agency
OBPY_FA_CRDT_AGENCY_ADD	CREATE	Create New Credit Rating Agency
OBPY_FA_CRDT_AGENCY_AGGREGATE	GET	get Aggregate Resource
OBPY_FA_CRDT_AGENCY_AUTHORIZE	AUTHORIZE	Approve Credit Rating Agency
OBPY_FA_CRDT_AGENCY_CLOSE	CLOSE	Close Credit Rating Agency
OBPY_FA_CRDT_AGENCY_DELETE	DELETE	Delete Credit Rating Agency Resource
OBPY_FA_CRDT_AGENCY_GET	GET	Retrieve Aggregate Credit Rating Agency By Resource Id
OBPY_FA_CRDT_AGENCY_GETALL	GET	Retrieve All Credit Credit Rating Agency
OBPY_FA_CRDT_AGENCY_HISTORY	HISTORY	Credit Rating Agency History
OBPY_FA_CRDT_AGENCY_REJECT	REJECT	Reject credit agency maintenance details By Resource Id
OBPY_FA_CRDT_AGENCY_REOPEN	REOPEN	Reopen Resource
OBPY_FA_CRDT_AGENCY_SUBMIT	SUBMIT	Submit Resource
OBPY_FA_CRDT_AGENCY_UNAUTH	UNAUTHORIZE	UnAuth Credit Rating Agency

Table A-1 (Cont.) List of Functional Activity Codes

Functional Activity Code	Action	Description
OBPY_FA_CRDT_AGENCY_UNLOCK	UNLOCK	Unlock Credit Rating Agency
OBPY_FA_CRDT_AGENCY_UPDATE	UPDATE	Modify Existing Credit Rating Agency
OBPY_FA_CRDT_AGENCY_VALIDATE	VALIDATE	Validate Resource
OBPY_FA_CREATE_APPLICATION	CREATE	Party Application create api
OBPY_FA_CREATE_KYC_FOR_STP	CREATE	Create Party KYC detail for STP Flow
OBPY_FA_CREATE_PARTY_TO_ACCOUNT_POST	CREATE	API to Create party to account relationship - POST
OBPY_FA_CREDITAGENCYT_REOPEN	REOPEN	Reopen Credit Agency from Service API
OBPY_FA_CREDITAGENCY_ADD	CREATE	Create New Credit Agency from Service API
OBPY_FA_CREDITAGENCY_CLOSE	CLOSE	close Credit Agency from Service API
OBPY_FA_CREDITAGENCY_UPDATE	UPDATE	Modify Existing Credit Agency Details from Service API
OBPY_FA_CREDITOR_GET_PRTY_INFO	GET	Creditor GET with Party Info
OBPY_FA_CREDITOR_HISTORY	HISTORY	Creditor History API
OBPY_FA_CSME_APPRL	CREATE	OBPY_FA_CSME_APPRL
OBPY_FA_CSME_ENRCH	CREATE	OBPY_FA_CSME_ENRCH
OBPY_FA_CSME_INITI	CREATE	OBPY_FA_CSME_INITI
OBPY_FA_CSME_MANRY	CREATE	OBPY_FA_CSME_MANRY
OBPY_FA_CSME_POKYC	CREATE	OBPY_FA_CSME_POKYC
OBPY_FA_CSME_RECOM	CREATE	OBPY_FA_CSME_RECOM
OBPY_FA_CSME_REVIW	CREATE	OBPY_FA_CSME_REVIW
OBPY_FA_CUST_CONTACT	CREATE	get Customer Contact
OBPY_FA_CUST_DEMOGRAPHICS	CREATE	get Customer demographics
OBPY_FA_CUST_EMP	CREATE	get Customer Employment
OBPY_FA_CUST_HOUSEHOLD	CREATE	get Customer household
OBPY_FA_CUST_IMAGE	CREATE	get Customer Image
OBPY_FA_CUST_KYC_HANDOFF_GET	GET	Gets handoff details
OBPY_FA_CUST_MEDIA	CREATE	get Customer Media
OBPY_FA_CUST_SIGNIMG	CREATE	get Customer SignImage
OBPY_FA_DATA_SEGMENT_VIEW	CREATE	Get the List of Data Segments
OBPY_FA_DATES_HIST_GET	GET	Party History API to fetch Dates history details
OBPY_FA_DEBTOR_GET_PRTY_INFO	GET	Debtor GET with Party Info
OBPY_FA_DEBTOR_HISTORY	HISTORY	Debtor History API
OBPY_FA_DEDUPE_CHECK	VALIDATE	Dedupe check API
OBPY_FA_DEDUPE_EVENT_AUDIT	CREATE	Dedupe event audit log API
OBPY_FA_DELETE_KYC_MAIN	DELETE	delete Kyc Maintenance Properties
OBPY_FA_DEL_LIABAMT	CREATE	API to get creditor
OBPY_FA_DEL_PARTYREL	CREATE	API to get creditor

Table A-1 (Cont.) List of Functional Activity Codes

Functional Activity Code	Action	Description
OBPY_FA_DEMOGRAPHICS_GET_PARTY_IDS	GET	PartyDemographics Get Party Ids
OBPY_FA_EDUCATION_GET_STAKE_MASTER	GET	Education Get Stakeholder Master
OBPY_FA_EMPLOYMENT_DELETE_PARTY_DETAILS	DELETE	Employment Delete Party Details
OBPY_FA_EMPLOYMENT_GET_RETAIL_PARTY	GET	EmploymentController Get Employment Details Retail
OBPY_FA_ENTITYMAINT_ACTIONS	CREATE	Action Entity
OBPY_FA_ENTITYMAINT_ADD	CREATE	Create New Entity
OBPY_FA_ENTITYMAINT_AGGREGATE	GET	get Aggregate Resource
OBPY_FA_ENTITYMAINT_AUTHORIZE	AUTHORIZE	Approve Entity
OBPY_FA_ENTITYMAINT_CLOSE	CLOSE	Close Entity
OBPY_FA_ENTITYMAINT_DELETE	DELETE	Delete Entity Resource
OBPY_FA_ENTITYMAINT_GET	GET	Retrieve Aggregate Entity By Resource Id
OBPY_FA_ENTITYMAINT_GETALL	GET	Retrieve All Entitys
OBPY_FA_ENTITYMAINT_HISTORY	HISTORY	Entity History
OBPY_FA_ENTITYMAINT_REJECT	REJECT	Reject Entity maintenance details By Resource Id
OBPY_FA_ENTITYMAINT_REOPEN	REOPEN	Reopen Resource
OBPY_FA_ENTITYMAINT_SUBMIT	SUBMIT	Submit Resource
OBPY_FA_ENTITYMAINT_UNAUTH	UNAUTHORIZE	UnAuth Entity
OBPY_FA_ENTITYMAINT_UNLOCK	UNLOCK	Unlock Entity
OBPY_FA_ENTITYMAINT_UPDATE	UPDATE	Modify Existing Entity
OBPY_FA_ENTITYMAINT_VALIDATE	VALIDATE	Validate Resource
OBPY_FA_ENTITY_MAINT_ADD	CREATE	Create New Entity from Service API
OBPY_FA_ENTITY_MAINT_CLOSE	CLOSE	close Entity from Service API
OBPY_FA_ENTITY_MAINT_REOPEN	REOPEN	Reopen Entity from Service API
OBPY_FA_ENTITY_MAINT_UPDATE	UPDATE	Modify Existing Entity Details resource from Service API
OBPY_FA_FETCH_ADDRESSINFO	CREATE	API to do get operations
OBPY_FA_FETCH_BASICINFO	GET	API to do get operations
OBPY_FA_FETCH_CHILDPARTY	GET	API to get debtor details
OBPY_FA_FETCH_CONTACTINFO	GET	API to do get operations
OBPY_FA_FETCH_CUST_CONTACT_DETAILS	GET	get customer contact details
OBPY_FA_FETCH_CUST_EMP_DETAILS	GET	get customer employment details
OBPY_FA_FETCH_CUST_HOU_HOLD	GET	get customer houseHold details
OBPY_FA_FETCH_CUST_IMAGE	GET	get customer image

Table A-1 (Cont.) List of Functional Activity Codes

Functional Activity Code	Action	Description
OBPY_FA_FETCH_CUST_MEDIA	GET	get customer media details
OBPY_FA_FETCH_ENTITY	GET	API to get debtor details
OBPY_FA_FETCH_IDINFO	GET	API to do get operations
OBPY_FA_FETCH_PARTY_APPROVAL	GET	API to get the party approval details
OBPY_FA_FINAL_SUBMIT_PARTY_APPROVAL	SUBMIT	API to final submit the party approval details
OBPY_FA_FINANCIAL_PROFILE_GET	GET	gets financial profile
OBPY_FA_FI_AMENDMENT	UPDATE	OBPY_SA_FI_AMENDMENT
OBPY_FA_FI_COMMON	CREATE	Common FI UI
OBPY_FA_FI_GETAPPLICATIONNO	GET	Service Activity code for FI GetApplicationNumber
OBPY_FA_FI_INITIATION	CREATE	OBPY_SA_FI_INITIATION
OBPY_FA_FI_ONBOARDING	CREATE	OBPY_SA_FI_ONBOARDING
OBPY_FA_FPAM_APPRL	CREATE	Approval
OBPY_FA_FPAM_ENRCH	CREATE	Onboarding Enrichment
OBPY_FA_FPAM_INITI	CREATE	Quick Initiation
OBPY_FA_FPAM_MANRY	CREATE	Manual Retry
OBPY_FA_FPAM_POKYC	CREATE	KYC
OBPY_FA_FPAM_RECOM	CREATE	Recommendation
OBPY_FA_FPAM_REVIW	CREATE	Review
OBPY_FA_FPOB_APPRL	CREATE	Approval
OBPY_FA_FPOB_ENRCH	CREATE	Onboarding Enrichment
OBPY_FA_FPOB_INITI	CREATE	Quick Initiation
OBPY_FA_FPOB_MANRY	CREATE	Manual Retry
OBPY_FA_FPOB_POKYC	CREATE	KYC
OBPY_FA_FPOB_RECOM	CREATE	Recommendation
OBPY_FA_FPOB_REVIW	CREATE	Review
OBPY_FA_GETALL_PARTYLIAB	GET	API to get party liab
OBPY_FA_GETALL_PARTYREL	GET	API to get party liab
OBPY_FA_GETCMB_COREREPL	GET	Update API for handoff notification
OBPY_FA_GET_ADDRESSINFO	GET	API to do get operations
OBPY_FA_GET_ALLBANKERS_HIST_NEW	GET	Get all the party bankers history
OBPY_FA_GET_ALLGUARANTORS_HIST_NEW	GET	Get all the party country guarantors
OBPY_FA_GET_ALL_MEMO_POST	GET	get all memo details
OBPY_FA_GET_APPNOLIST	GET	API to get list of appno
OBPY_FA_GET_APPRT	GET	API to get creditor
OBPY_FA_GET_AUTH_SIGN	GET	get Authorized Signatory details
OBPY_FA_GET_BANKER_NAMEBASED_TREND_NEW	GET	Get all the banker history trend based on name
OBPY_FA_GET_BASICINFO	GET	API to do get operations
OBPY_FA_GET_BUSSDTLS	GET	API to do get operations for SMB businessDetails
OBPY_FA_GET_BYAPPNO	GET	API to get financial info

Table A-1 (Cont.) List of Functional Activity Codes

Functional Activity Code	Action	Description
OBPY_FA_GET_COMBINEDLOVPTYID	GET	API to LOV party data
OBPY_FA_GET_COMBINEDPTYID	GET	API to update facility conditions
OBPY_FA_GET_COMBINED_PARTY	GET	API to get All Sectors
OBPY_FA_GET_CONF_PROP	GET	Retrieve obpy configuration properties
OBPY_FA_GET_CONTACTINFO	GET	API to do get operations
OBPY_FA_GET_CORPORATE_SALES_OPP ORTUNITIES_SERVICE	GET	Gets corporate sales opportunities
OBPY_FA_GET_CORPORATE_SERVICE_R EQUESTS_SERVICE	GET	Gets corporate service requests
OBPY_FA_GET_CREDIT_RATING_AGENC Y	GET	OBPY_SA_GET_CREDIT_RATING_AGENC Y
OBPY_FA_GET_CUST_DEMOS_POST	GET	get customer demographics details
OBPY_FA_GET_CUST_IMG_POST	GET	get customer image and sign
OBPY_FA_GET_CUST_SIGN	GET	get customer latest sign details
OBPY_FA_GET_EMPLOYMENT	GET	API to do get operations
OBPY_FA_GET_GEN_PARTYID	GET	API to add facility conditions
OBPY_FA_GET_GEN_PARTYID_POST	GET	API to do get operations
OBPY_FA_GET_GETALLBANKERS_HIST	GET	Get all the party bankers history
OBPY_FA_GET_GETALLGUARANTORS_HI ST	GET	Get all the party country guarantors
OBPY_FA_GET_GETBANKER_NAMEBASE D_TREND	GET	Get all the banker history trend based on name
OBPY_FA_GET_GETGUARANTOR_NAME_ TREND	GET	Get all the Guarantor history trend based on name
OBPY_FA_GET_GLBL_SUMMARY	GET	API to update facility conditions
OBPY_FA_GET_GUARANTOR_NAME_TRE ND_NEW	GET	Get all the Guarantor history trend based on name
OBPY_FA_GET_HOST_CONFIG	GET	Retrieve host config
OBPY_FA_GET_IDINFO	GET	API to do get operations
OBPY_FA_GET_ISO_ADD_POST	GET	get latest record for address details
OBPY_FA_GET_KYC_FILTER	GET	Get Kyc with Filter API
OBPY_FA_GET_KYC_MAIN	GET	get Kyc Maintenance Properties
OBPY_FA_GET_KYC_REPORT	GET	API to get auto KYC report
OBPY_FA_GET_KYC_STATUS_POST	GET	get the customer KYC status
OBPY_FA_GET_LAST_CONTACT_DATE	GET	get lastContactDate
OBPY_FA_GET_LCD_POST	GET	get last contact details
OBPY_FA_GET_LIAB	GET	API to update facility conditions
OBPY_FA_GET_LIST_AGENCY_BY_FILTER	GET	OBPY_SA_GET_LIST_AGENCY_BY_FILTE R
OBPY_FA_GET_MARKET_SHARE	GET	API to get All Sectors
OBPY_FA_GET_MINOR_CUSTOMERS	GET	Retrives minor customers
OBPY_FA_GET_MKYC_PROP	GET	get KYC Properties based on partyType and region
OBPY_FA_GET_OBPYPROP_BYKEY	GET	Retrives property value
OBPY_FA_GET_OBRH_CONFIG	GET	Get OBRH config

Table A-1 (Cont.) List of Functional Activity Codes

Functional Activity Code	Action	Description
OBPY_FA_GET_PARTYINFO	GET	Get Party Info Details
OBPY_FA_GET_PARTYREL	GET	API to update facility conditions
OBPY_FA_GET_PARTY_DEMOGRAPHICS_BY_CUSTOMER_NO	GET	Party Demographics Parent Main Get Api
OBPY_FA_GET_PARTY_DEMOGRAPHICS_MAIN_LATEST	GET	Party Demographics Latest Main Get Api
OBPY_FA_GET_PARTY_DEMOGRAPHICS_PARENT_BY_CUSTOMER_NO	GET	Party Demographics Parent Main Get Api
OBPY_FA_GET_PARTY_DEMOGRAPHICS_PARENT_MAIN	GET	Party Demographics Parent Main Get Api
OBPY_FA_GET_PARTY_DEMO_BY_CUSNO_POST	GET	API to do get operations
OBPY_FA_GET_PARTY_DEMO_PAR_CUS_POST	GET	API to do get operations
OBPY_FA_GET_PARTY_DEMO_PAR_MAIN_POST	GET	API to do get operations
OBPY_FA_GET_PARTY_INDUSTRY_MAIN_LATEST	GET	Party Industry Latest Main Get Api
OBPY_FA_GET_PARTY_INFO	GET	Get Party Info
OBPY_FA_GET_PARTY_POST	GET	get existing customer details
OBPY_FA_GET_PARTY_RATING_MAIN_LATEST	GET	Party Credit Rating Latest Main Get Api
OBPY_FA_GET_PARTY_STAKEHOLDER	GET	Get Party Stakeholder Details
OBPY_FA_GET_PEER_SECTOR	GET	API to update facility conditions
OBPY_FA_GET_PENDING_APP_NO	GET	API to add facility conditions
OBPY_FA_GET_PRTY_APPNO_LIST	GET	Party Demographics by AppNo API
OBPY_FA_GET_PRTY_MAIN_APPNO	GET	API to update facility conditions
OBPY_FA_GET_SECTORS_DESC	GET	API to get All Sector with Desc
OBPY_FA_GET_SERVICEMEMINFO	GET	API to do get operations
OBPY_FA_GET_SMB_OWNER_DETAILS	GET	get associated smb owner details
OBPY_FA_GET_STAKEHOLDER_NAME	GET	get customer stakeHolders name
OBPY_FA_GET_SYSTEM_PROP	GET	Retrieve system properties
OBPY_FA_GET_TAXINFO	GET	API to do get operations
OBPY_FA_GRANULAR_AMEND_WRAPPER	UPDATE	Wrapper for Granular Amend
OBPY_FA_GUARANTOR_GET_PRTY_INFO	GET	Guarantor GET with Party Info
OBPY_FA_GUARANTOR_HISTORY	HISTORY	Guarantor History API
OBPY_FA_GUARANTOR_HIST_GET	GET	Party History API to fetch guarantors history details
OBPY_FA_HANDOFF_SYSTEM_PROP_REFRESH	REFRESH	Refresh System Properties Properties config
OBPY_FA_HNDOFF_CONF_REFRESH	REFRESH	Refresh Handoff Properties config
OBPY_FA_HOSTCONFIGMAINT_UPDATE	UPDATE	Modify Existing HostConfig Details resource from Service API

Table A-1 (Cont.) List of Functional Activity Codes

Functional Activity Code	Action	Description
OBPY_FA_HOSTCONFIG_MAINT_ACTIONS	CREATE	get permitted Action on Resource
OBPY_FA_HOSTCONFIG_MAINTAggregate	GET	get Resource Aggregate
OBPY_FA_HOSTCONFIG_MAINT_AUTHORIZE	AUTHORIZE	Approve Entity
OBPY_FA_HOSTCONFIG_MAINT_DELETE	DELETE	Delete HostConfig Resource
OBPY_FA_HOSTCONFIG_MAINT_GET	GET	get HostConfig details By Resource Id
OBPY_FA_HOSTCONFIG_MAINT_GETALL	GET	Retrieve All HostConfig details
OBPY_FA_HOSTCONFIG_MAINT_HISTORY	HISTORY	get Hostconfig History
OBPY_FA_HOSTCONFIG_MAINT_REJECT	REJECT	Reject Hostconfig details By Resource Id
OBPY_FA_HOSTCONFIG_MAINT_SUBMIT	SUBMIT	Submit Resource
OBPY_FA_HOSTCONFIG_MAINT_UNAUTH	UNAUTHORIZE	UnAuthorize Resource
OBPY_FA_HOSTCONFIG_MAINT_UNLOCK	UNLOCK	Unlock Resource
OBPY_FA_HOSTCONFIG_MAINT_UPDATE	UPDATE	Modify Existing resources
OBPY_FA_HOSTCONFIG_MAINT_VALIDATE	VALIDATE	Validate Resource
OBPY_FA_ICRP_PARTYMOVETBTX	CREATE	Service Activity code for ICRP PARTYMOVEMENT
OBPY_FA_INDUSTRY_REVENUE	CREATE	gets all industries revenue
OBPY_FA_INITIATEPS_APPS	CREATE	API to initiate party services
OBPY_FA_INSTA_ONBOARD_SUBMIT	SUBMIT	API to submit onboard party details
OBPY_FA_INSTA_PARTY_AMENDMENT_MENU	MENU	Amendment Menu
OBPY_FA_INSTA_PARTY_MANAGEMENT_MENU	MENU	Insta Party Management Menu
OBPY_FA_INSTA_PARTY_ONBOARDING_MENU	MENU	Onboarding Menu
OBPY_FA_INSTA_PARTY_VIEW_MENU	MENU	View Menu
OBPY_FA_INSURERS_GET_PRTY_INFO	GET	Insurers GET with Party Info
OBPY_FA_INT_PRD_HIST_GET	GET	Party History API to fetch Interested Product history details
OBPY_FA_INT_PROD_ADD	CREATE	Demographics Service Add
OBPY_FA_INT_PROD_DEL	CREATE	Demographics Service Del
OBPY_FA_INT_PROD_GET	GET	Demographics Service Get
OBPY_FA_INT_PROD_PUT	UPDATE	Demographics Service Put
OBPY_FA_IRAM_INITI	CREATE	Insta party retail amendment
OBPY_FA_ISAM_INITI	CREATE	Insta party smb amendment
OBPY_FA_KYCMINT_UPDATE	UPDATE	Modify Existing Kyc Details resource from Service API
OBPY_FA_KYCMN_01	CREATE	KYC Maintenance
OBPY_FA_KYC_CREATE_MENU	CREATE	Create Menu
OBPY_FA_KYC_GET_FILTER	GET	Party Prospect search

Table A-1 (Cont.) List of Functional Activity Codes

Functional Activity Code	Action	Description
OBPY_FA_KYC_MAINT_ACTIONS	CREATE	get permitted Action on Resource
OBPY_FA_KYC_MAINT_AGGREGATE	GET	get Resource Aggregate
OBPY_FA_KYC_MAINT_AUTHORIZE	AUTHORIZE	Approve Entity
OBPY_FA_KYC_MAINT_DELETE	DELETE	Delete KYC Resource
OBPY_FA_KYC_MAINT_GET	GET	get KYC details By Resource Id
OBPY_FA_KYC_MAINT_GETALL	GET	Retrieve All KYC details
OBPY_FA_KYC_MAINT_HISTORY	HISTORY	get KYC History
OBPY_FA_KYC_MAINT_REJECT	REJECT	Reject KYC details By Resource Id
OBPY_FA_KYC_MAINT_SUBMIT	SUBMIT	Submit Resource
OBPY_FA_KYC_MAINT_UNAUTH	UNAUTHORIZE	UnAuthorize Resource
OBPY_FA_KYC_MAINT_UNLOCK	UNLOCK	Unlock Resource
OBPY_FA_KYC_MAINT_UPDATE	UPDATE	Modify Existing resources
OBPY_FA_KYC_MAINT_VALIDATE	VALIDATE	Validate Resource
OBPY_FA_KYC_ONBOARDING_POST	CREATE	API to submit Kyc Onboarding - post
OBPY_FA_KYC_PROP_REFRESH	REFRESH	Refresh kyc Properties config
OBPY_FA_KYC_UPDATE_MENU	UPDATE	Update Menu
OBPY_FA_KYC_VIEW_MENU	MENU	View Menu
OBPY_FA_LIABILITY_PUT_PARTY_DETAILS	UPDATE	PartyLiabilityDetails Update Liabilities Details
OBPY_FA_LOCATIONMAINT_ACTIONS	CREATE	Action Location
OBPY_FA_LOCATIONMAINT_ADD	CREATE	Create New Location
OBPY_FA_LOCATIONMAINT_AGGREGATE	GET	get Aggregate Resource
OBPY_FA_LOCATIONMAINT_AUTHORIZE	AUTHORIZE	Approve Location
OBPY_FA_LOCATIONMAINT_CLOSE	CLOSE	Close Location
OBPY_FA_LOCATIONMAINT_DELETE	DELETE	Delete Location Resource
OBPY_FA_LOCATIONMAINT_GET	GET	Retrieve Aggregate Location By Resource Id
OBPY_FA_LOCATIONMAINT_GETALL	GET	Retrieve All Locations
OBPY_FA_LOCATIONMAINT_HISTORY	HISTORY	Location History
OBPY_FA_LOCATIONMAINT_REJECT	REJECT	Reject location maintenance details By Resource Id
OBPY_FA_LOCATIONMAINT_REOPEN	REOPEN	Reopen Resource
OBPY_FA_LOCATIONMAINT_SUBMIT	SUBMIT	Submit Resource
OBPY_FA_LOCATIONMAINT_UNAUTH	UNAUTHORIZE	UnAuth Location
OBPY_FA_LOCATIONMAINT_UNLOCK	UNLOCK	Unlock Location
OBPY_FA_LOCATIONMAINT_UPDATE	UPDATE	Modify Existing Location

Table A-1 (Cont.) List of Functional Activity Codes

Functional Activity Code	Action	Description
OBPY_FA_LOCATIONMAINT_VALIDATE	VALIDATE	Validate Resource
OBPY_FA_LOCATIONS_FETCH	GET	Get All Location
OBPY_FA_LOCATIONS_SERVICE_FETCH	GET	Get Location Service API
OBPY_FA_LOCATION_MAINT_ADD	CREATE	Create New Location
OBPY_FA_LOCATION_MAINT_APPROVE	CREATE	Approve Location
OBPY_FA_LOCATION_MAINT_CLOSE	CLOSE	Close Location Definition
OBPY_FA_LOCATION_MAINT_DELETE	DELETE	Delete Location Definition
OBPY_FA_LOCATION_MAINT_GET	GET	Retrieve Location By Id
OBPY_FA_LOCATION_MAINT_GETALL	GET	Retrieve All Locations
OBPY_FA_LOCATION_MAINT_HISTORY	HISTORY	Get History Location Definition
OBPY_FA_LOCATION_MAINT_MODIFY	UPDATE	Modify Existing Location
OBPY_FA_LOCATION_MAINT_REOPEN	REOPEN	Reopen Location Definition
OBPY_FA_LOCATION_MAINT_UNAUTH	UNAUTHORIZE	Query Auth Location Definition
OBPY_FA_LOCATION_MAINT_UPDATE	UPDATE	Modify Existing Location Details resource from Service API
OBPY_FA_LOCATION_MAINT_VAL	CREATE	location that needs to be validated
OBPY_FA_MAINTENANCE_COMMON	CREATE	Common Maintenance UI
OBPY_FA_MARKET_SHARE_CREATE	CREATE	Create a new Market Share
OBPY_FA_MARKET_SHARE_DEL	DELETE	Delete a Market Share
OBPY_FA_MARKET_SHARE_GET_ALL	GET	Fetch All Market Share
OBPY_FA_MARKET_SHARE_GET_BY_ID	GET	Fetch Market Share by id
OBPY_FA_MARKET_SHARE_GET_LATEST	GET	Fetch Latest Market Share
OBPY_FA_MARKET_SHARE_SUBMIT	SUBMIT	Submit Market Share
OBPY_FA_MARKET_SHARE_UPDATE	UPDATE	Update existing Market Share
OBPY_FA_MASKID_GENERATE	CREATE	Generate New Id From Mask Definition
OBPY_FA_MASKMAINT_ADD	CREATE	Create New Mask Definition from Service API
OBPY_FA_MASKMAINT_CLOSE	CLOSE	close Mask Definition from Service API
OBPY_FA_MASKMAINT_REOPEN	REOPEN	Reopen Mask Definition from Service API
OBPY_FA_MASKMAINT_UPDATE	UPDATE	Modify Existing Mask Definition from Service API
OBPY_FA_MASK_DEFN_ADD	CREATE	Create New Mask Definition
OBPY_FA_MASK_DEFN_APPROV	CREATE	Approve Mask Definition
OBPY_FA_MASK_DEFN_AUTHQUERY	CREATE	Query Auth Mask Definition
OBPY_FA_MASK_DEFN_CLOSE	CLOSE	Close Mask Definition
OBPY_FA_MASK_DEFN_DELETE	DELETE	Delete Mask Definition
OBPY_FA_MASK_DEFN_GET	GET	Retrieve Mask Definition By Id
OBPY_FA_MASK_DEFN_GETALL	GET	Retrieve All Mask Definitions
OBPY_FA_MASK_DEFN_GETHIST	GET	Get History Mask Definition
OBPY_FA_MASK_DEFN_MOD	UPDATE	Modify Existing Mask Definition
OBPY_FA_MASK_DEFN_REJECT	REJECT	Reject Mask defn details By Resource Id

Table A-1 (Cont.) List of Functional Activity Codes

Functional Activity Code	Action	Description
OBPY_FA_MASK_DEFN_REOPEN	REOPEN	Reopen Mask Definition
OBPY_FA_MASK_MASTER_AGG	CREATE	Get Resource Aggregate
OBPY_FA_MASK_MASTER_APRV	CREATE	Approve pii masking
OBPY_FA_MASK_MASTER_AUTHQUERY	CREATE	OBPY_FA_MASK_MASTER_AUTHQUERY
OBPY_FA_MASK_MASTER_DELETE	DELETE	Delete pii masking
OBPY_FA_MASK_MASTER_GET	GET	Retrieve Aggregate Pii By Resource Id
OBPY_FA_MASK_MASTER_GETALL	GET	Retrieve All Pii MASKing
OBPY_FA_MASK_MASTER_GETHIST	GET	pii masking History
OBPY_FA_MASK_MASTER_MOD	UPDATE	Modify Existing pii masking
OBPY_FA_MASK_MASTER_PERMITTED	CREATE	Action pii masking
OBPY_FA_MASK_MASTER_REJECT	REJECT	Reject pii mask maintenance details By Resource Id
OBPY_FA_MASK_MASTER_REOPEN	REOPEN	Reopen Resource
OBPY_FA_MASK_MASTER_SUBMIT	SUBMIT	Submit Resource
OBPY_FA_MASK_MASTER_UNAUTH	UNAUTH HORIZ	UnAuth pii masking
OBPY_FA_MIGRATE_PARTY_REPORTS	CREATE	API to update facility conditions
OBPY_FA_MIGRATE_STAKEHOLD_POST	CREATE	Creates new Party KYC
OBPY_FA_MIGR_MAIN_REPRT	CREATE	API to update facility conditions
OBPY_FA_MINOR_CUST_CHECK	VALIDATE	Validate Minor customer
OBPY_FA_MNS_ENTITY_GET	GET	Maintenance latest Get
OBPY_FA_MODIFY_KYC_HANDOFF	UPDATE	Handoff API to update custmerKYC
OBPY_FA_NAICSMANT_ADD	CREATE	Create New Naics Details from Service API
OBPY_FA_NAICSMANT_CLOSE	CLOSE	close Naics Details from Service API
OBPY_FA_NAICSMANT_REOPEN	REOPEN	Reopen Naics Details from Service API
OBPY_FA_NAICSMANT_UPDATE	UPDATE	Modify Existing Naics Details from Service API
OBPY_FA_NAICS_MAINT_ACTIONS	CREATE	get permitted Action on Resource
OBPY_FA_NAICS_MAINT_ADD	CREATE	Add New Org details
OBPY_FA_NAICS_MAINT_AGGREGATE	GET	get Resource Aggregate
OBPY_FA_NAICS_MAINT_AUTHORIZE	AUTHORIZE	Approve Entity
OBPY_FA_NAICS_MAINT_CLOSE	CLOSE	Close resource
OBPY_FA_NAICS_MAINT_DELETE	DELETE	Delete Organization Resource
OBPY_FA_NAICS_MAINT_GET	GET	get Organization details By Resource Id
OBPY_FA_NAICS_MAINT_GETALL	GET	Retrieve All Organization details
OBPY_FA_NAICS_MAINT_HISTORY	HISTORY	get Naics History
OBPY_FA_NAICS_MAINT_REJECT	REJECT	Reject Naics details By Resource Id
OBPY_FA_NAICS_MAINT_REOPEN	REOPEN	Reopen Resource

Table A-1 (Cont.) List of Functional Activity Codes

Functional Activity Code	Action	Description
OBPY_FA_NAICS_MAINT_SUBMIT	SUBMIT	Submit Resource
OBPY_FA_NAICS_MAINT_UNAUTH	UNAUTH HORIZE	UnAuthorize Resource
OBPY_FA_NAICS_MAINT_UNLOCK	UNLOCK	Unlock Resource
OBPY_FA_NAICS_MAINT_UPDATE	UPDATE	Modify Existing resources
OBPY_FA_NAICS_MAINT_VALIDATE	VALIDATE	Validate Resource
OBPY_FA_OBPY_SVC_DEDUPE	CREATE	Party Dedupe Service API
OBPY_FA_ORGMAINT_ADD	CREATE	Create New Organizations from Service API
OBPY_FA_ORGMAINT_CLOSE	CLOSE	close Organizations from Service API
OBPY_FA_ORGMAINT_REOPEN	REOPEN	Reopen Organizations from Service API
OBPY_FA_ORGMAINT_UPDATE	UPDATE	Modify Existing Organizations Details from Service API
OBPY_FA_ORG_MAINT_ACTIONS	CREATE	get permitted Action on Resource
OBPY_FA_ORG_MAINT_ADD	CREATE	Add New Org details
OBPY_FA_ORG_MAINT_AGGREGATE	GET	get Resource Aggregate
OBPY_FA_ORG_MAINT_AUTHORIZE	AUTHORIZE	Approve Entity
OBPY_FA_ORG_MAINT_CLOSE	CLOSE	Close resource
OBPY_FA_ORG_MAINT_DELETE	DELETE	Delete Organization Resource
OBPY_FA_ORG_MAINT_GET	GET	get Organization details By Resource Id
OBPY_FA_ORG_MAINT_GETALL	GET	Retrieve All Organization details
OBPY_FA_ORG_MAINT_HISTORY	HISTORY	get Organizations History
OBPY_FA_ORG_MAINT_REJECT	REJECT	Reject Organization details By Resource Id
OBPY_FA_ORG_MAINT_REOPEN	REOPEN	Reopen Resource
OBPY_FA_ORG_MAINT_SUBMIT	SUBMIT	Submit Resource
OBPY_FA_ORG_MAINT_UNAUTH	UNAUTH HORIZE	UnAuthorize Resource
OBPY_FA_ORG_MAINT_UNLOCK	UNLOCK	Unlock Resource
OBPY_FA_ORG_MAINT_UPDATE	UPDATE	Modify Existing resources
OBPY_FA_ORG_MAINT_VALIDATE	VALIDATE	Validate Resource
OBPY_FA_OWNHIST_GET	GET	Party History API to fetch Owner history details
OBPY_FA_P2A_PATCH	UPDATE	Patch operations for Party to Account Relation.
OBPY_FA_PAMD_APPRL	CREATE	Approval
OBPY_FA_PAMD_INITI	CREATE	Quick Initiation
OBPY_FA_PAMD_MANR	CREATE	Manual Retry
OBPY_FA_PAMD_POKYC	CREATE	KYC

Table A-1 (Cont.) List of Functional Activity Codes

Functional Activity Code	Action	Description
OBPY_FA_PAMD_RECOM	CREATE	Functional Activity Code for PAMD Recommendation
OBPY_FA_PAMD_REVIW	CREATE	Review
OBPY_FA_PAMD_WHOOF	CREATE	Wait To Amend Handoff
OBPY_FA_PARTYDEMO_DETAILS	CREATE	Get the Peer Parties of the given Party Id
OBPY_FA_PARTYSERVICES	CREATE	Party service menu
OBPY_FA_PARTYS_WEB_MAIN_GET	GET	Party Demographics Main Get
OBPY_FA_PARTY_ADDNINFO_ADD	CREATE	Add Additional Info details
OBPY_FA_PARTY_ADDNINFO_DELETE	DELETE	Delete Additional Info details
OBPY_FA_PARTY_ADDNINFO_GETALL	GET	Get All Additional Info details
OBPY_FA_PARTY_ADDNINFO_GETLATEST	GET	Get Latest Additional Info details
OBPY_FA_PARTY_ADDNINFO_UPDATE	CREATE	Update Additional Info details
OBPY_FA_PARTY_ADVISORS_CREATE	CREATE	Party Advisors Create
OBPY_FA_PARTY_ADVISORS_CREATE_NEW	CREATE	Party Advisors Create
OBPY_FA_PARTY_ADVISORS_DEL	DELETE	Party Advisors Delete
OBPY_FA_PARTY_ADVISORS_DEL_NEW	DELETE	Party Advisors Delete
OBPY_FA_PARTY_ADVISORS_GET	GET	Party Advisors Get
OBPY_FA_PARTY_ADVISORS_GET_NEW	GET	Party Advisors Get
OBPY_FA_PARTY_ADVISORS_LATEST_GET	GET	Party Advisors latest Get
OBPY_FA_PARTY_ADVISORS_LATEST_GET_NEW	GET	Party Advisors latest Get
OBPY_FA_PARTY_ADVISORS_TREND_GET	GET	Party Advisors Get
OBPY_FA_PARTY_ADVISORS_TREND_GET_NEW	GET	Party Advisors Get
OBPY_FA_PARTY_ADVISORS_UPDATE	UPDATE	Party Advisors Update
OBPY_FA_PARTY_ADVISORS_UPDATE_NEW	UPDATE	Party Advisors Update
OBPY_FA_PARTY_AMENDMENT_MENU	MENU	Party service amendment
OBPY_FA_PARTY_AMEND_CHECK	UPDATE	Check In-progress Party Amendment
OBPY_FA_PARTY_ASSETS_CREATE	CREATE	Party Assets Create
OBPY_FA_PARTY_ASSETS_DEL	DELETE	Party Assets Delete
OBPY_FA_PARTY_ASSETS_GET	GET	Party Assets Get
OBPY_FA_PARTY_ASSETS_LATEST_GET	GET	Party Assets latest Get
OBPY_FA_PARTY_ASSETS_UPDATE	UPDATE	Party Assets Update
OBPY_FA_PARTY_BANKERS_CREATE	CREATE	Party Bankers Create
OBPY_FA_PARTY_BANKERS_CREATE_NEW	CREATE	Party Bankers Create
OBPY_FA_PARTY_BANKERS_DEL	DELETE	Party Bankers Delete
OBPY_FA_PARTY_BANKERS_DEL_NEW	DELETE	Party Bankers Delete
OBPY_FA_PARTY_BANKERS_GET	GET	Party Bankers Get
OBPY_FA_PARTY_BANKERS_GET_NEW	GET	Party Bankers Get

Table A-1 (Cont.) List of Functional Activity Codes

Functional Activity Code	Action	Description
OBPY_FA_PARTY_BANKERS_LATEST_GET	GET	Party Bankers latest Get
OBPY_FA_PARTY_BANKERS_LATEST_GET_NEW	GET	Party Bankers latest Get
OBPY_FA_PARTY_BANKERS_UPDATE	UPDATE	Party Bankers Update
OBPY_FA_PARTY_BANKERS_UPDATE_NEW	UPDATE	Party Bankers Update
OBPY_FA_PARTY_BASIC_VALID	CREATE	API to get financial info
OBPY_FA_PARTY_BOC_ADD	CREATE	Add Visa
OBPY_FA_PARTY_BOC_GETALL	GET	Get All Visa Details
OBPY_FA_PARTY_BOC_GETLATEST	GET	Get Visa Details
OBPY_FA_PARTY_BOC_UPDATE	UPDATE	Update the Visa Details
OBPY_FA_PARTY_BRANCH_VAL	CREATE	Branch validation service based on customer number
OBPY_FA_PARTY_BUYER_CREATE	CREATE	Party Buyer API
OBPY_FA_PARTY_BUYER_DELETE	DELETE	Party Buyer API
OBPY_FA_PARTY_BUYER_GETALL	GET	Party Buyer API
OBPY_FA_PARTY_BUYER_GETLATEST	GET	Party Buyer API
OBPY_FA_PARTY_BUYER_UPDATE	UPDATE	Party Buyer API
OBPY_FA_PARTY_COMBINED_GETALLBYPARTYTYPE	GET	API to get combined Party Info based on Party type
OBPY_FA_PARTY_CONTACT_CREATE	CREATE	Party Contact Details Create
OBPY_FA_PARTY_CONTACT_DEL	DELETE	Party Contact Details Delete
OBPY_FA_PARTY_CONTACT_GET	GET	Party Contact Details Get
OBPY_FA_PARTY_CONTACT_LATEST_GET	GET	Party Contact latest Get
OBPY_FA_PARTY_CONTACT_RETAIL_CREATE	CREATE	Party Contact Details Create
OBPY_FA_PARTY_CONTACT_RETAIL_DEL	CREATE	Party Contact Details Create
OBPY_FA_PARTY_CONTACT_RETAIL_UPDATE	UPDATE	Party Contact Details Create
OBPY_FA_PARTY_CONTACT_UPDATE	UPDATE	Party Contact Details Update
OBPY_FA_PARTY_CONTRACTORS_CREATE	CREATE	Party Contractors Create
OBPY_FA_PARTY_CONTRACTORS_DEL	DELETE	Party Contractors Delete
OBPY_FA_PARTY_CONTRACTORS_GET	GET	Party Contractors Get
OBPY_FA_PARTY_CONTRACTORS_LATEST_GET	GET	Party Contractors latest Get
OBPY_FA_PARTY_CONTRACTORS_TREND_GET	GET	Party Trend Contractors Get
OBPY_FA_PARTY_CONTRACTORS_UPDATE	UPDATE	Party Contractors Update
OBPY_FA_PARTY_CORP_AUDITLOG	CREATE	Corporate Party Demographics audit log
OBPY_FA_PARTY_CREDITOR_CREATE	CREATE	Party Creditor API
OBPY_FA_PARTY_CREDITOR_DELETE	DELETE	Party CREDITOR API
OBPY_FA_PARTY_CREDITOR_GET	GET	Party Creditor API
OBPY_FA_PARTY_CREDITOR_GET_ALL	GET	Party CREDITOR API

Table A-1 (Cont.) List of Functional Activity Codes

Functional Activity Code	Action	Description
OBPY_FA_PARTY_CREDITOR_UPDATE	UPDATE	Party Debtor API
OBPY_FA_PARTY_CUSTODIAN_ADD	CREATE	Add Custodian Info details
OBPY_FA_PARTY_CUSTODIAN_DELETE	DELETE	Delete Custodian Info details
OBPY_FA_PARTY_CUSTODIAN_DETAIL	CREATE	Get All Custodian Info details
OBPY_FA_PARTY_CUSTODIAN_GETLATEST	GET	Get Latest Custodian Info details
OBPY_FA_PARTY_CUSTODIAN_UPDATE	UPDATE	Update Custodian Info details
OBPY_FA_PARTY_CUSTOMER_CREATE	CREATE	Party Customer Create
OBPY_FA_PARTY_CUSTOMER_DEL	DELETE	Party Customer Delete
OBPY_FA_PARTY_CUSTOMER_GET	GET	Party Customer Get
OBPY_FA_PARTY_CUSTOMER_LATEST_GET	GET	Party Contact latest Get
OBPY_FA_PARTY_CUSTOMER_TREND_GET	GET	Party Customer Trend Get
OBPY_FA_PARTY_CUSTOMER_UPDATE	UPDATE	Party Customer Update
OBPY_FA_PARTY_DEBTOR_CREATE	CREATE	Party Debtor API
OBPY_FA_PARTY_DEBTOR_DELETE	DELETE	Party Debtor API
OBPY_FA_PARTY_DEBTOR_GET	GET	Party Debtor API
OBPY_FA_PARTY_DEBTOR_GET_ALL	GET	Party Debtor API
OBPY_FA_PARTY_DEBTOR_UPDATE	UPDATE	Party Debtor API
OBPY_FA_PARTY_DEDUPE_CHECK	VALIDATE	Party Dedupe Check
OBPY_FA_PARTY_DEDUPE_FLAG	CREATE	Party Dedupe flag Check API
OBPY_FA_PARTY_DEDUPE_LOG	CREATE	Party Dedupe Log
OBPY_FA_PARTY_DEDUPE_LOG_GET	GET	Party Dedupe publish
OBPY_FA_PARTY_DEDUPE_POST	CREATE	Party Dedupe Data
OBPY_FA_PARTY_DEDUPE_PUT	UPDATE	Party Dedupe data Update
OBPY_FA_PARTY_DEMOGRAPHICS_CREATE	CREATE	Party Supplier Create
OBPY_FA_PARTY_DEMOGRAPHICS_DEL	DELETE	Party Supplier Delete
OBPY_FA_PARTY_DEMOGRAPHICS_GET	GET	Party Supplier Get
OBPY_FA_PARTY_DEMOGRAPHICS_GET_POST	GET	API to do get operations
OBPY_FA_PARTY_DEMOGRAPHICS_LATEST_GET	GET	Party Demographics latest Get
OBPY_FA_PARTY_DEMOGRAPHICS_RETAIL_CREATE	CREATE	Party Demographics Create
OBPY_FA_PARTY_DEMOGRAPHICS_RETAIL_DELETE	DELETE	Party Demographics Delete
OBPY_FA_PARTY_DEMOGRAPHICS_RETAIL_UPDATE	UPDATE	Party Demographics Update
OBPY_FA_PARTY_DEMOGRAPHICS_SERVICE_CREATE	CREATE	Party Demographics Create
OBPY_FA_PARTY_DEMOGRAPHICS_SERVICE_GET	GET	Party Demographics Get

Table A-1 (Cont.) List of Functional Activity Codes

Functional Activity Code	Action	Description
OBPY_FA_PARTY_DEMOGRAPHICS_SERVICE_UPDATE	UPDATE	Party Demographics Update
OBPY_FA_PARTY_DEMOGRAPHICS_STAKEHOLDER	CREATE	party demographics for stakeholder API
OBPY_FA_PARTY_DEMOGRAPHICS_SUBMIT	SUBMIT	Party Supplier Submit
OBPY_FA_PARTY_DEMOGRAPHICS_UPDATE	UPDATE	Party Supplier Update
OBPY_FA_PARTY_DEPENDENT_CREATE	CREATE	Party Dependent Create
OBPY_FA_PARTY_DEPENDENT_DELETE	DELETE	Party Dependent Delete
OBPY_FA_PARTY_DEPENDENT_GET	GET	Party Dependent Get
OBPY_FA_PARTY_DEPENDENT_LATEST_GET	GET	Party Dependent Latest Get
OBPY_FA_PARTY_DEPENDENT_UPDATE	UPDATE	Party Dependent Update
OBPY_FA_PARTY_DLINK	CREATE	Delink API
OBPY_FA_PARTY_EMPLOYMENT_CREATE	CREATE	Party Employment Create
OBPY_FA_PARTY_EMPLOYMENT_DELETE	DELETE	Party Employment Delete
OBPY_FA_PARTY_EMPLOYMENT_GET	GET	Party Employment Get
OBPY_FA_PARTY_EMPLOYMENT_LATEST_GET	GET	Party Employment Latest Get
OBPY_FA_PARTY_EMPLOYMENT_UPDATE	UPDATE	Party Employment Update
OBPY_FA_PARTY_EXPENSE_CREATE	CREATE	Party Employment Create
OBPY_FA_PARTY_EXPENSE_DELETE	DELETE	Party Employment Delete
OBPY_FA_PARTY_EXPENSE_GET	GET	Party Employment Get
OBPY_FA_PARTY_EXPENSE_LATEST_GET	GET	Party Employment Latest Get
OBPY_FA_PARTY_EXPENSE_UPDATE	UPDATE	Party Employment Update
OBPY_FA_PARTY_FETCH_HISTORY	HISTORY	Party History API
OBPY_FA_PARTY_FIN_PROFILE_DELETE	DELETE	Party Financial Profile delete API
OBPY_FA_PARTY_FIN_PROFILE_GETALL	GET	Party Financial Profile get all API
OBPY_FA_PARTY_FIN_PROFILE_GET_LATEST	GET	Party Financial Profile get latest API
OBPY_FA_PARTY_FIN_PROFILE_SAVE	CREATE	Party Financial Profile create API
OBPY_FA_PARTY_FIN_PROFILE_UPDATE	UPDATE	Party Financial Profile update API
OBPY_FA_PARTY_GET_CUSTNO	GET	Party Get service based on customer number
OBPY_FA_PARTY_GET_LATEST	GET	Party Get latest API
OBPY_FA_PARTY_GET_PLOV	GET	Party Get latest API
OBPY_FA_PARTY_GUARANTORS_CREATE	CREATE	Party Guarantors Create
OBPY_FA_PARTY_GUARANTORS_CREATE_NEW	CREATE	Party Guarantors Create
OBPY_FA_PARTY_GUARANTORS_DEL	DELETE	Party Guarantors Delete
OBPY_FA_PARTY_GUARANTORS_DELETE_NEW	DELETE	Party Guarantors Delete
OBPY_FA_PARTY_GUARANTORS_GET	GET	Party Guarantors Get

Table A-1 (Cont.) List of Functional Activity Codes

Functional Activity Code	Action	Description
OBPY_FA_PARTY_GUARANTORS_GET_NEW	GET	Party Guarantors Get
OBPY_FA_PARTY_GUARANTORS_LATEST_GET	GET	Party Guarantors latest Get
OBPY_FA_PARTY_GUARANTORS_LATEST_GET_NEW	GET	Party Guarantors latest Get
OBPY_FA_PARTY_GUARANTORS_UPDATE	UPDATE	Party Guarantors Update
OBPY_FA_PARTY_GUARANTORS_UPDATE_NEW	UPDATE	Party Guarantors Update
OBPY_FA_PARTY_GUARDIAN_ADD	CREATE	Add Guardian Info details
OBPY_FA_PARTY_GUARDIAN_DELETE	DELETE	Delete Guardian Info details
OBPY_FA_PARTY_GUARDIAN_GETALL	GET	Get All Guardian Info details
OBPY_FA_PARTY_GUARDIAN_GETLATEST	GET	Get Latest Guardian Info details
OBPY_FA_PARTY_GUARDIAN_UPDATE	UPDATE	Update Guardian Info details
OBPY_FA_PARTY_IDENTIFY_CREATE	CREATE	Party Identification Create
OBPY_FA_PARTY_IDENTIFY_DELETE	DELETE	Party Identification Delete
OBPY_FA_PARTY_IDENTIFY_GET	GET	Party Identification Get
OBPY_FA_PARTY_IDENTIFY_LATEST_GET	GET	Party Identification Latest Get
OBPY_FA_PARTY_IDENTIFY_UPDATE	UPDATE	Party Identification Update
OBPY_FA_PARTY_IDINFO_ADD	CREATE	Add Id Info details
OBPY_FA_PARTY_IDINFO_DELETE	DELETE	Delete Id Info details
OBPY_FA_PARTY_IDINFO_GETALL	GET	Get All Id Info details
OBPY_FA_PARTY_IDINFO_GETLATEST	GET	Get Latest Id Info details
OBPY_FA_PARTY_IDINFO_UPDATE	UPDATE	Update Id Info details
OBPY_FA_PARTY_INCOME_CREATE	CREATE	Party Income Create
OBPY_FA_PARTY_INCOME_DELETE	DELETE	Party Income Delete
OBPY_FA_PARTY_INCOME_GET	GET	Party Income Get
OBPY_FA_PARTY_INCOME_LATEST_GET	GET	Party Income Latest Get
OBPY_FA_PARTY_INCOME_UPDATE	UPDATE	Party Income Update
OBPY_FA_PARTY_INDUSTRY_CREATE	CREATE	Party Industry Create
OBPY_FA_PARTY_INDUSTRY_DEL	DELETE	Party Industry Delete
OBPY_FA_PARTY_INDUSTRY_GET	GET	Party Industry Get
OBPY_FA_PARTY_INDUSTRY_LATEST_GET	GET	Party Guarantors latest Get
OBPY_FA_PARTY_INDUSTRY_UPDATE	UPDATE	Party Industry Update
OBPY_FA_PARTY_INIT_CORP_ONBOARD	CREATE	Corporate party onboarding API
OBPY_FA_PARTY_INIT_FI_ONBOARD	CREATE	FI party onboarding API
OBPY_FA_PARTY_INIT_SME_ONBOARD	CREATE	SME party onboarding API
OBPY_FA_PARTY_INSURER_CREATE	CREATE	Party Insurer Create
OBPY_FA_PARTY_INSURER_CREATE_NEW	CREATE	Party Insurer Create
OBPY_FA_PARTY_INSURER_DEL	DELETE	Party Insurer Delete
OBPY_FA_PARTY_INSURER_DEL_NEW	DELETE	Party Insurer Delete
OBPY_FA_PARTY_INSURER_GET	GET	Party Insurer Get

Table A-1 (Cont.) List of Functional Activity Codes

Functional Activity Code	Action	Description
OBPY_FA_PARTY_INSURER_GET_NEW	GET	Party Insurer Get
OBPY_FA_PARTY_INSURER_LATEST_GET	GET	Party Insurer latest Get
OBPY_FA_PARTY_INSURER_LATEST_GET_NEW	GET	Party Insurer latest Get
OBPY_FA_PARTY_INSURER_TREND	CREATE	Party Insurer Trend
OBPY_FA_PARTY_INSURER_TREND_NEW	CREATE	Party Insurer Trend
OBPY_FA_PARTY_INSURER_UPDATE	UPDATE	Party Insurer Update
OBPY_FA_PARTY_INSURER_UPDATE_NEW	UPDATE	Party Insurer Update
OBPY_FA_PARTY_ISO_ADDRESS_GET_ALL	GET	Get all ISO Address for a party
OBPY_FA_PARTY_ISO_ADDRESS_GET_LATEST	GET	Get latest ISO address for a party
OBPY_FA_PARTY_ISO_ADDRESS_POST	CREATE	Create ISO Address for a party
OBPY_FA_PARTY_ISO_ADDRESS_PUT	UPDATE	Update ISO Address for a party
OBPY_FA_PARTY_ISO_GET_ALL_ADDRESSES_SERVICE	GET	Service to get all ISO Address for a party
OBPY_FA_PARTY_ISO_GET_LATEST_ADDRESSES_SERVICE	GET	Service to get all ISO Address for a party
OBPY_FA_PARTY_KYC_CREATE	CREATE	Party KYC Create
OBPY_FA_PARTY_KYC_GET	GET	Party KYC Get
OBPY_FA_PARTY_KYC_LATEST_GET	GET	Party KYC Details latest Get
OBPY_FA_PARTY_KYC_STATUS	CREATE	Party KYC Status API
OBPY_FA_PARTY_KYC_UPDATE	UPDATE	Party KYC Update
OBPY_FA_PARTY_MANAGEMENT_MENU	MENU	Party Management Menu
OBPY_FA_PARTY_MEDIAINFO_ADD	CREATE	Add Media
OBPY_FA_PARTY_MEDIAINFO_GETALL	GET	Get All Media Details
OBPY_FA_PARTY_MEDIAINFO_GETLATEST	GET	Get Media Details
OBPY_FA_PARTY_MEDIAINFO_UPDATE	UPDATE	Update the Media Details
OBPY_FA_PARTY_MEMO_MENU	MENU	Party service memo
OBPY_FA_PARTY_MIS_SERVICE_GETBYAPPNO	GET	Get an existing Party Mis
OBPY_FA_PARTY_MIS_SERVICE_GET_LATEST	GET	Get Latest Party Mis
OBPY_FA_PARTY_MIS_SERVICE_GET_MAIN_BYAPPNO	GET	Get an existing Party Mis from Main
OBPY_FA_PARTY_MIS_SERVICE_POST	CREATE	Create an new Party Mis
OBPY_FA_PARTY_MIS_SERVICE_PUT	UPDATE	Update an existing Party Mis
OBPY_FA_PARTY_NAMES_CREATE	CREATE	Party Income Create
OBPY_FA_PARTY_NAMES_DELETE	DELETE	Party Income Delete
OBPY_FA_PARTY_NAMES_GET	GET	Party Income Get
OBPY_FA_PARTY_NAMES_LATEST_GET	GET	Party Income Latest Get
OBPY_FA_PARTY_NAMES_UPDATE	UPDATE	Party Income Update
OBPY_FA_PARTY_NOTES_ADD	CREATE	API to add party notes

Table A-1 (Cont.) List of Functional Activity Codes

Functional Activity Code	Action	Description
OBPY_FA_PARTY_NOTES_GET	GET	API to get party notes
OBPY_FA_PARTY_NOTES_PUT	UPDATE	API to update party notes
OBPY_FA_PARTY_ONBOARDING_MENU	MENU	Party service onboarding
OBPY_FA_PARTY_POA_CREATE	CREATE	Party PowerOfAttorney API
OBPY_FA_PARTY_POA_DELETE	DELETE	Party PowerOfAttorney API
OBPY_FA_PARTY_POA_GET	GET	Party PowerOfAttorney API
OBPY_FA_PARTY_POA_GET_ALL	GET	Party PowerOfAttorney API
OBPY_FA_PARTY_POA_UPDATE	UPDATE	Party PowerOfAttorney API
OBPY_FA_PARTY_PROCESS_DRIVER	CREATE	Party process driver Api
OBPY_FA_PARTY_PROP_REFRESH	REFRESH	Refresh Party Properties config
OBPY_FA_PARTY_PUBLISH_DEDUPE	CREATE	Party Dedupe publish
OBPY_FA_PARTY_RELATEDTOINSIDER_ADD	CREATE	Add Related to Insider details
OBPY_FA_PARTY_RELATEDTOINSIDER_DELETE	DELETE	Delete Related to Insider details
OBPY_FA_PARTY_RELATEDTOINSIDER_GETALL	GET	Get All Related to Insider details
OBPY_FA_PARTY_RELATEDTOINSIDER_GETLATEST	GET	Get Latest Related to Insider details
OBPY_FA_PARTY_RELATEDTOINSIDER_UPDATE	UPDATE	Update Related to Insider details
OBPY_FA_PARTY_REPL_AND_APPLN	CREATE	Party replication and work record API
OBPY_FA_PARTY_RETAIL_AMEND_POST	CREATE	Amend the details of a customer
OBPY_FA_PARTY_RETAIL_ASSETS_CREATE	CREATE	Party Retail Assets Create
OBPY_FA_PARTY_RETAIL_ASSETS_DELETE	DELETE	Party Retail Assets Delete
OBPY_FA_PARTY_RETAIL_ASSETS_GET	GET	Party Retail Assets Get
OBPY_FA_PARTY_RETAIL_ASSETS_LATEST_GET	GET	Party Retail Assets Get Latest
OBPY_FA_PARTY_RETAIL_ASSETS_UPDATE	UPDATE	Party Retail Assets update
OBPY_FA_PARTY_RETAIL_EXPENSE_CREATE	CREATE	Party Retail Expense Create
OBPY_FA_PARTY_RETAIL_EXPENSE_DELETE	DELETE	Party Retail Expense Delete
OBPY_FA_PARTY_RETAIL_EXPENSE_GET	GET	Party Retail Expense Get
OBPY_FA_PARTY_RETAIL_EXPENSE_LATEST_GET	GET	Party Retail Expense Latest Get
OBPY_FA_PARTY_RETAIL_EXPENSE_UPDATE	UPDATE	Party Retail Expense Update
OBPY_FA_PARTY_RETAIL_INCOME_CREATE	CREATE	Party Retail Income Create
OBPY_FA_PARTY_RETAIL_INCOME_DELETE	DELETE	Party Retail Income Delete
OBPY_FA_PARTY_RETAIL_INCOME_GET	GET	Party Retail Income Get

Table A-1 (Cont.) List of Functional Activity Codes

Functional Activity Code	Action	Description
OBPY_FA_PARTY_RETAIL_INCOME_LATEST_GET	GET	Party Retail Income Latest Get
OBPY_FA_PARTY_RETAIL_INCOME_UPDATE	UPDATE	Party Retail Income Update
OBPY_FA_PARTY_RETAIL_LIABILITY_CREATE	CREATE	Party Retail Liability Create
OBPY_FA_PARTY_RETAIL_LIABILITY_DELETE	DELETE	Party Retail Liability Delete
OBPY_FA_PARTY_RETAIL_LIABILITY_GET	GET	Party Retail Liability Get
OBPY_FA_PARTY_RETAIL_LIABILITY_LATEST_GET	GET	Party Retail Liability Latest Get
OBPY_FA_PARTY_RETAIL_LIABILITY_UPDATE	UPDATE	Party Retail Liability Update
OBPY_FA_PARTY_RETAIL_ONBOARD_POST	CREATE	Onboard the details of a customer
OBPY_FA_PARTY_RETAIL_RELATIONSHIP_CREATE	CREATE	Party Retail Relationship Create
OBPY_FA_PARTY_RETAIL_RELATIONSHIP_DELETE	DELETE	Party Retail Relationship Delete
OBPY_FA_PARTY_RETAIL_RELATIONSHIP_GET	GET	Party Retail Relationship Get
OBPY_FA_PARTY_RETAIL_RELATIONSHIP_LATEST_GET	GET	Party Retail Relationship Latest Get
OBPY_FA_PARTY_RETAIL_RELATIONSHIP_UPDATE	UPDATE	Party Retail Relationship Update
OBPY_FA_PARTY_RETAIL_SUPPORTDOC_CREATE	CREATE	Party Retail SUPPORTDOC Create
OBPY_FA_PARTY_RETAIL_SUPPORTDOC_LATEST_GET	GET	Party Retail SUPPORTDOC Get Latest
OBPY_FA_PARTY_RETAIL_SUPPORTDOC_UPDATE	UPDATE	Party Retail SUPPORTDOC update
OBPY_FA_PARTY_RETAIL_VALIDATE_POST	VALIDATE	Validate the details of a customer
OBPY_FA_PARTY_REVENGE_DELETE	DELETE	Revenge Profile delete API
OBPY_FA_PARTY_REVENGE_GETALL	GET	Revenge Profile get all API
OBPY_FA_PARTY_REVENGE_GET_LATEST	GET	Revenge Profile get latest API
OBPY_FA_PARTY_REVENGE_SAVE	CREATE	Revenge Profile create API
OBPY_FA_PARTY_REVENGE_UPDATE	UPDATE	Revenge Profile update API
OBPY_FA_PARTY_RM_GET	GET	PARTY RM GET
OBPY_FA_PARTY_SCRIP_CREATE	CREATE	Party Scrip Create
OBPY_FA_PARTY_SCRIP_DELETE	DELETE	Party Scrip Delete
OBPY_FA_PARTY_SCRIP_GET	GET	Party Scrip Get
OBPY_FA_PARTY_SCRIP_UPDATE	UPDATE	Party Scrip Update
OBPY_FA_PARTY_SEARCH	GET	Customer Search API
OBPY_FA_PARTY_SEARCH_ALL	GET	Party LOV search API

Table A-1 (Cont.) List of Functional Activity Codes

Functional Activity Code	Action	Description
OBPY_FA_PARTY_SEARCH_ALL_ISO_ADDRESS_SERVICE	CREATE	Service to get all ISO Address for a party
OBPY_FA_PARTY_SEARCH_ALL_ISO_ADDRESS_WEB	CREATE	Get all ISO Address for a party
OBPY_FA_PARTY_SEARCH_LATEST_ISO_ADDRESS_SERVICE	CREATE	Service to get all ISO Address for a party
OBPY_FA_PARTY_SEARCH_LATEST_ISO_ADDRESS_WEB	CREATE	Get latest ISO address for a party
OBPY_FA_PARTY_SEARCH_MASTER	GET	API gives Party/Core - which one is search master
OBPY_FA_PARTY_SEARCH_POST	CREATE	fetch retail customer Details
OBPY_FA_PARTY_SERVICEMEMBERINFO_ADD	CREATE	ServiceMember Info ADD API
OBPY_FA_PARTY_SERVICEMEMBERINFO_DELETE	DELETE	ServiceMember Info DELETE API
OBPY_FA_PARTY_SERVICEMEMBERINFO_GETLATEST	GET	ServiceMember Info GETLATEST API
OBPY_FA_PARTY_SERVICEMEMBERINFO_UPDATE	UPDATE	ServiceMember Info UPDATE API
OBPY_FA_PARTY_SERVICEMEMBER_ADD	CREATE	Add Service Member details
OBPY_FA_PARTY_SERVICEMEMBER_DELETE	DELETE	Delete Service Member details
OBPY_FA_PARTY_SERVICEMEMBER_GETALL	GET	Get All Service Member details
OBPY_FA_PARTY_SERVICEMEMBER_GETLATEST	GET	Get Latest Service Member details
OBPY_FA_PARTY_SERVICEMEMBER_UPDATE	UPDATE	Update Service Member details
OBPY_FA_PARTY_SER_GET_BY_RMID_POST	GET	API to do get operations
OBPY_FA_PARTY_SMB_AMEND_POST	CREATE	Amend the details of a customer
OBPY_FA_PARTY_SMB_ONBOARD_POST	CREATE	Onboard the details of a customer
OBPY_FA_PARTY_SMB_VALIDATE_POST	VALIDATE	Validate the details of a customer
OBPY_FA_PARTY_SOLICITOR_ADD	CREATE	Add Solicitor Info details
OBPY_FA_PARTY_SOLICITOR_DELETE	DELETE	Delete Solicitor Info details
OBPY_FA_PARTY_SOLICITOR_GETLATEST	GET	Get Latest Solicitor Info details
OBPY_FA_PARTY_SOLICITOR_UPDATE	UPDATE	Update Solicitor Info details
OBPY_FA_PARTY_STAKEHOLDERMASTER_GET	GET	Party StakeholderMaster API
OBPY_FA_PARTY_STAKEHOLDER_CREATE	CREATE	Party Stakeholder Create
OBPY_FA_PARTY_STAKEHOLDER_CREATE_NEW	CREATE	Party Stakeholder Create
OBPY_FA_PARTY_STAKEHOLDER_DELETE	DELETE	Party Stakeholder Delete
OBPY_FA_PARTY_STAKEHOLDER_DELETE_NEW	DELETE	Party Stakeholder Delete

Table A-1 (Cont.) List of Functional Activity Codes

Functional Activity Code	Action	Description
OBPY_FA_PARTY_STAKEHOLDER_GET	GET	Party Stakeholder Get
OBPY_FA_PARTY_STAKEHOLDER_GET_NEW	GET	Party Stakeholder Get
OBPY_FA_PARTY_STAKEHOLDER_UPDATE	UPDATE	Party Stakeholder Update
OBPY_FA_PARTY_STAKEHOLDER_UPDATE_NEW	UPDATE	Party Stakeholder Update
OBPY_FA_PARTY_STATUS_FETCH	GET	Party status check API
OBPY_FA_PARTY_STATUS_GET_POST	GET	Retrieves the party status and data
OBPY_FA_PARTY_STATUS_VAL	CREATE	API to get party status
OBPY_FA_PARTY_STATUS_VALIDATE	VALIDATE	OBPY_FA_PARTY_STATUS_VALIDATE
OBPY_FA_PARTY_STSMB_UPDATE	UPDATE	Party Stakeholder SMB Update
OBPY_FA_PARTY_SUMMARY_FETCH	GET	Fetch Party Summary
OBPY_FA_PARTY_SUPPLIER_CREATE	CREATE	Party Supplier Create
OBPY_FA_PARTY_SUPPLIER_CREATE_NEW	CREATE	Party Supplier Create
OBPY_FA_PARTY_SUPPLIER_DEL	DELETE	Party Supplier Delete
OBPY_FA_PARTY_SUPPLIER_DEL_NEW	DELETE	Party Supplier Delete
OBPY_FA_PARTY_SUPPLIER_GET	GET	Party Supplier Get
OBPY_FA_PARTY_SUPPLIER_GET_NEW	GET	Party Supplier Get
OBPY_FA_PARTY_SUPPLIER_TREND_GET	GET	Party Supplier Trend Get
OBPY_FA_PARTY_SUPPLIER_TREND_GET_NEW	GET	Party Supplier Trend Get
OBPY_FA_PARTY_SUPPLIER_UPDATE	UPDATE	Party Supplier Update
OBPY_FA_PARTY_SUPPLIER_UPDATE_NEW	UPDATE	Party Supplier Update
OBPY_FA_PARTY_SYSTEM_PROP_REFRESH	REFRESH	Refresh System Properties Properties config
OBPY_FA_PARTY_TAXINFO_ADD	CREATE	Add Tax Info details
OBPY_FA_PARTY_TAXINFO_DELETE	DELETE	Delete Tax Info details
OBPY_FA_PARTY_TAXINFO_GETALL	GET	Get All Tax Info details
OBPY_FA_PARTY_TAXINFO_GETLATEST	GET	Get Latest Tax Info details
OBPY_FA_PARTY_TAXINFO_UPDATE	UPDATE	Update Tax Info details
OBPY_FA_PARTY_TO_ACCOUNT_DELETE	DELETE	Party To Account Relation Delete API
OBPY_FA_PARTY_TO_ACCOUNT_GET	GET	API to GET all party to account related data with cif or account number - GET
OBPY_FA_PARTY_TO_ACCOUNT_MENU	MENU	Party To Account Menu
OBPY_FA_PARTY_TO_ACCOUNT_RELATION_EVENT_API_POST	CREATE	Party To Account Relation Event Post API
OBPY_FA_PARTY_TO_ACCT	CREATE	fetch account to relation data
OBPY_FA_PARTY_TO_PARTY_MENU	MENU	Party To Party Menu
OBPY_FA_PARTY_UBS_GET	GET	Get party Details from UBS
OBPY_FA_PARTY_VIEW360_MENU	MENU	Party service view360
OBPY_FA_PARTY_VIEW_MENU	MENU	Party View Menu

Table A-1 (Cont.) List of Functional Activity Codes

Functional Activity Code	Action	Description
OBPY_FA_PARTY_VISAINFO_ADD	CREATE	Add Visa
OBPY_FA_PARTY_VISAINFO_GETALL	GET	Get All Visa Details
OBPY_FA_PARTY_VISAINFO_GETLATEST	GET	Get Visa Details
OBPY_FA_PARTY_VISAINFO_UPDATE	UPDATE	Update the Visa Details
OBPY_FA_PARTY_WEB_MAIN_GET	GET	Party Demographics Main Get
OBPY_FA_PIIMASKMAINT_ADD	CREATE	Create New Pii Mask Definition from Service API
OBPY_FA_PIIMASKMAINT_CLOSE	CLOSE	close Pii Mask Definition from Service API
OBPY_FA_PIIMASKMAINT_REOPEN	REOPEN	Reopen Pii Mask Definition from Service API
OBPY_FA_PIIMASKMAINT_UPDATE	UPDATE	Modify Existing Pii Mask Definition from Service API
OBPY_FA_POST_BANK_PARTY_DEMO	CREATE	Party replication and work record API
OBPY_FA_POST_CACHE_REFRESH	REFRESH	post Cache Refresh details
OBPY_FA_POST_ED_APPROVAL	CREATE	Copy party and dependent data from report and add it in work tables
OBPY_FA_POST_ED_INITIATE	CREATE	Copy party and dependent data from report and add it in work tables
OBPY_FA_PROPERTIESMAINT_UPDATE	UPDATE	Modify Existing Properties Maintenance Details resource from Service API
OBPY_FA_PROPERTIES_MAINT_ACTIONS	CREATE	get permitted Action on Resource
OBPY_FA_PROPERTIES_MAINT_AGGREGATE	GET	get Resource Aggregate
OBPY_FA_PROPERTIES_MAINT_AUTHORIZE	AUTHORIZE	Approve Entity
OBPY_FA_PROPERTIES_MAINT_DELETE	DELETE	Delete PROPERTIES Resource
OBPY_FA_PROPERTIES_MAINT_GET	GET	get PROPERTIES details By Resource Id
OBPY_FA_PROPERTIES_MAINT_GETALL	GET	Retrieve All PROPERTIES details
OBPY_FA_PROPERTIES_MAINT_HISTORY	HISTORY	get PROPERTIES History
OBPY_FA_PROPERTIES_MAINT_REJECT	REJECT	Reject PROPERTIES details By Resource Id
OBPY_FA_PROPERTIES_MAINT_SUBMIT	SUBMIT	Submit Resource
OBPY_FA_PROPERTIES_MAINT_UNAUTH	UNAUTHORIZE	UnAuthorize Resource
OBPY_FA_PROPERTIES_MAINT_UNLOCK	UNLOCK	Unlock Resource
OBPY_FA_PROPERTIES_MAINT_UPDATE	UPDATE	Modify Existing resources
OBPY_FA_PROPERTIES_MAINT_VALIDATE	VALIDATE	Validate Resource
OBPY_FA_PROSPECT_SEARCH	GET	Party Prospect search
OBPY_FA_PRTYCON_GET_PRTY_INFO	GET	Party Contractor GET with Party Info
OBPY_FA_PRTYCUS_GET_PRTY_INFO	GET	Party Customer GET with Party Info
OBPY_FA_PRTY_ADD_CONCT_DET	CREATE	Add Contact details
OBPY_FA_PRTY_AUTHSIG_CREATE	CREATE	Party Auth Sig Create API
OBPY_FA_PRTY_AUTHSIG_DELETE	DELETE	Party Auth Sig Delete API

Table A-1 (Cont.) List of Functional Activity Codes

Functional Activity Code	Action	Description
OBPY_FA_PRTY_AUTHSIG_GET_ALL	GET	Party Auth Sig Get All API
OBPY_FA_PRTY_AUTHSIG_GET_LATEST	GET	Party Auth Sig fetch API
OBPY_FA_PRTY_AUTHSIG_UPDATE	UPDATE	Party Auth Sig Update API
OBPY_FA_PRTY_GET_DATA_SEGMENT	GET	Demographics Get Data Segment
OBPY_FA_PRTY_MIGRATE_ALL_TBTX	CREATE	Party Migrate All records from TB to TX
OBPY_FA_PRTY_MRTG_COMMS_ADD	CREATE	Save Marketing communication details
OBPY_FA_PRTY_MRTG_COMMS_DEL	DELETE	Delete communication details
OBPY_FA_PRTY_MRTG_COMMS_GET	GET	Get Marketing Communication details
OBPY_FA_PRTY_MRTG_COMMS_GETL	GET	Get latest communication details
OBPY_FA_PRTY_MRTG_COMMS_UPT	CREATE	Update communication details
OBPY_FA_PRTY_OWNER_CREATE	CREATE	Party Owner Create API
OBPY_FA_PRTY_OWNER_DELETE	DELETE	Party Owner Delete API
OBPY_FA_PRTY_OWNER_GET_ALL	GET	Party Owner fetch all API
OBPY_FA_PRTY_OWNER_GET_LATEST	GET	Party Owner fetch API
OBPY_FA_PRTY_OWNER_UPDATE	UPDATE	Party Owner Update API
OBPY_FA_PRTY_REVIEW_GET	GET	Party Review API to fetch review details
OBPY_FA_PRTY_REVIEW_GET_STAGE	GET	Party Review API to fetch review details for stage
OBPY_FA_PRTY_REVIEW_POST	CREATE	Party Review API to save review details
OBPY_FA_PRTY_REVIEW_PUT	UPDATE	Party Review API to update review details
OBPY_FA_PRTY_SERVICE_GET_BY_RMID	GET	Demographics Service Get By rmlid
OBPY_FA_PRTY_SERVICE_GET_DATA_SEGMENT	GET	Demographics Service Get Data Segment
OBPY_FA_PRTY_SERVICE_GET_DS_POST	GET	API to do get operations
OBPY_FA_PRTY_STHMASTER_CREATE	CREATE	Party StakeholderMaster Create API
OBPY_FA_PRTY_STHMASTER_DELETE	DELETE	Party StakeholderMaster Delete API
OBPY_FA_PRTY_STHMASTER_GET_EXTNO	GET	OBPY_FA_PRTY_STHMASTER_GET_EXTNO
OBPY_FA_PRTY_STHMASTER_GET_PARTYID	GET	Party StakeholderMaster fetch all API
OBPY_FA_PRTY_STHMASTER_GET_STHID	GET	Party StakeholderMaster fetch API
OBPY_FA_PRTY_STHMASTER_UPDATE	UPDATE	Party StakeholderMaster Update API
OBPY_FA_PTP_AUTHORIZEDSIGNATORY_PATCH	UPDATE	Amend Authorized Signatory Relationship through PATCH operation.
OBPY_FA_PTP_CUSTODIAN_DELETE	DELETE	deletes Custodian
OBPY_FA_PTP_CUSTODIAN_GET	GET	Search party to account custodian relationships
OBPY_FA_PTP_CUSTODIAN_PATCH	UPDATE	Amend Custodian Relationship through PATCH operation.
OBPY_FA_PTP_CUSTODIAN_POST	CREATE	create new party to account custodian relationship
OBPY_FA_PTP_CUSTODIAN_PUT	UPDATE	Update an existing custodian relationship
OBPY_FA_PTP_GUARDIAN_DELETE	DELETE	deletes Guardian

Table A-1 (Cont.) List of Functional Activity Codes

Functional Activity Code	Action	Description
OBPY_FA_PTP_GUARDIAN_GET	GET	Search party to account guardian relationships
OBPY_FA_PTP_GUARDIAN_POST	CREATE	create new party to account guardian relationship
OBPY_FA_PTP_GUARDIAN_PUT	UPDATE	Update an existing guardian relationship
OBPY_FA_PTP_HOUHOLD_GET	GET	Search party to account relationships
OBPY_FA_PTP_HOUHOLD_POST	CREATE	create new party to account relationship
OBPY_FA_PTP_HOUHOLD_PUT	UPDATE	update existing party to account relationship
OBPY_FA_PTP_HOUSEHOLD_DELETE	DELETE	delete Household
OBPY_FA_PTP_HOUSEHOLD_PATCH	UPDATE	Amend Service Member Relationship through PATCH operation.
OBPY_FA_PTP_POA_DELETE	DELETE	delete PowerOfAttorney
OBPY_FA_PTP_POA_GET	GET	Search party to account POA relationships
OBPY_FA_PTP_POA_PATCH	UPDATE	Amend Power of Attorney Relationship through PATCH operation.
OBPY_FA_PTP_POA_POST	CREATE	create new party to account POA relationship
OBPY_FA_PTP_POA_PUT	UPDATE	Update an existing POA relationship
OBPY_FA_PTP_REL_TO_INSIDER_GET	GET	Search party to account related to insider relationships
OBPY_FA_PTP_REL_TO_INSIDER_POST	CREATE	create new party to account related to insider relationship
OBPY_FA_PTP_REL_TO_INSIDER_PUT	UPDATE	Update an existing related to insider relationship
OBPY_FA_PTP_RTI_DELETE	DELETE	deletes RelatedToInsider
OBPY_FA_PTP_SERVICEMEMBER_DELETE	DELETE	delete serviceMember
OBPY_FA_PTP_SERVICEMEMBER_PATCH	UPDATE	Amend Solicitor Relationship through PATCH operation.
OBPY_FA_PTP_SERVICE_MEMB_GET	GET	Search party to account service member relationships
OBPY_FA_PTP_SERVICE_MEMB_POST	CREATE	create new party to account Service Member relationship
OBPY_FA_PTP_SERVICE_MEMB_PUT	UPDATE	Update an existing Service Member relationship
OBPY_FA_PTP_SOLICITOR_DELETE	DELETE	deletes Solicitor
OBPY_FA_PTP_SOLICITOR_GET	GET	Search party to account solicitor relationships
OBPY_FA_PTP_SOLICITOR_PATCH	UPDATE	Amend Household Relationship through PATCH operation.
OBPY_FA_PTP_SOLICITOR_POST	CREATE	create new party to account solicitor relationship
OBPY_FA_PTP_SOLICITOR_PUT	UPDATE	Update an existing solicitor relationship
OBPY_FA_PTP_SUPPLIERS_PATCH	UPDATE	Amend Suppliers Relationship through PATCH operation.
OBPY_FA_PTY_APVD_GET	GET	Party demographic get from replication table
OBPY_FA_PTY_MEMRSP_ADD	CREATE	PartyMembership Service Add
OBPY_FA_PTY_MEMRSP_DEL	CREATE	PartyMembership Service Del

Table A-1 (Cont.) List of Functional Activity Codes

Functional Activity Code	Action	Description
OBPY_FA_PTY_MEMRSP_GET	GET	PartyMembership Service Get
OBPY_FA_PTY_MEMRSP_PUT	UPDATE	PartyMembership Service Put
OBPY_FA_PUT_BANK_PARTY_DEMO	UPDATE	Party replication and work record API
OBPY_FA_PUT_CORP_DIARY_DEMO	UPDATE	Corporate 360 update diary entry API
OBPY_FA_PUT_KYC_MAIN	UPDATE	update Kyc Maintenance Properties
OBPY_FA_PUT_LAST_CONTACT_DATE	UPDATE	amend lastContactDate information
OBPY_FA_PUT_PARTYREL	UPDATE	API to get party liab
OBPY_FA_QPOB_ONBRD	CREATE	Insta Retail onboard
OBPY_FA_QSOB_ONBRD	CREATE	Insta Smb onboard
OBPY_FA_QUERY_CUST_GET	GET	HandOff identification
OBPY_FA_QUICK_PARTY_ONBOARDING_POST	CREATE	API to initiate new quick party onboarding - post
OBPY_FA_RELATED_PARTY_GET	GET	Web API to get related Party
OBPY_FA_RELATED_PARTY_POST	CREATE	Web API to add related Party
OBPY_FA_RELATED_PARTY_PUT	UPDATE	Web API to update related Party
OBPY_FA_RELATED_PARTY_REL_PATCH	UPDATE	Amend Related Party Relationship through PATCH operation
OBPY_FA_RELATED_PARTY_REL_POST	CREATE	Add Related Party Relationship through POST operation
OBPY_FA_RELATED_PARTY_REL_PUT	UPDATE	Amend Related Party Relationship through PUT operation
OBPY_FA_RELATED_PARTY_REL_SEARCH	GET	Get Related Party Relationship through POST operation
OBPY_FA_REL_AUTS_DELETE_POST	DELETE	delete authorized signatory relation
OBPY_FA_REL_BENF_DELETE	DELETE	delete beneficiary relation
OBPY_FA_REL_BENF_GET_ALL	GET	get all beneficiary relation
OBPY_FA_REL_BENF_LATEST_GET	GET	get latest beneficiary relation
OBPY_FA_REL_BENF_POST	CREATE	Beneficiary Relation create API
OBPY_FA_REL_BENF_PUT	UPDATE	Beneficiary Relation put API
OBPY_FA_REL_BEN_DELETE_POST	DELETE	delete beneficiary relation
OBPY_FA_REL_GRT_DELETE_POST	DELETE	delete guarantor relation
OBPY_FA_REL_OWN_DELETE_POST	DELETE	delete owner relation
OBPY_FA_REL_P2P_BEN_POST	CREATE	create party to party beneficiary relationships
OBPY_FA_REL_P2P_BEN_PUT	UPDATE	update party to party beneficiary relationships
OBPY_FA_REL_P2P_BEN_SEARCH	GET	search party to party beneficiary relationships
OBPY_FA_REL_P2P_TST_PATCH	UPDATE	Amend Trustee Relationship through PATCH operation.
OBPY_FA_REL_P2P_TST_POST	CREATE	create party to party trustee relationships
OBPY_FA_REL_P2P_TST_PUT	UPDATE	update party to party trustee relationships
OBPY_FA_REL_P2P_TST_SEARCH	GET	search party to party trustee relationships
OBPY_FA_REL_SUPP_DELETE_POST	DELETE	delete suppliers relation
OBPY_FA_REL_TO_INSIDER_PATCH	UPDATE	Amend Related to Insider Relationship through PATCH operation.
OBPY_FA_REL_TRST_DELETE	DELETE	delete trustee relation
OBPY_FA_REL_TRST_DELETE_POST	DELETE	delete trustee relation

Table A-1 (Cont.) List of Functional Activity Codes

Functional Activity Code	Action	Description
OBPY_FA_REL_TRST_GET_ALL	GET	get all trustee relation
OBPY_FA_REL_TRST_LATEST_GET	GET	get latest trustee relation
OBPY_FA_REL_TRST_POST	CREATE	Trustee Relation create API
OBPY_FA_REL_TRST_PUT	UPDATE	Trustee Relation put API
OBPY_FA_REOB_APPRL	CREATE	Approval
OBPY_FA_REOB_ENRCH	CREATE	Onboarding Enrichment
OBPY_FA_REOB_INITI	CREATE	Quick Initiation
OBPY_FA_REOB_KYCMR	CREATE	KYC Manual Retry
OBPY_FA_REOB_MANR	CREATE	Manual Retry
OBPY_FA_REOB_POKYC	CREATE	KYC
OBPY_FA_REOB_RECOM	CREATE	Functional Activity Code for REOB Recommendation
OBPY_FA_REOB_REVIW	CREATE	Review
OBPY_FA_REOB_WHOF	CREATE	Wait To Handoff
OBPY_FA_RETAIL_ADD_SIG	CREATE	API to Add Signature for retail
OBPY_FA_RETAIL_AMDSUBMIT	SUBMIT	API to Amend submit retail details
OBPY_FA_RETAIL_AMEND_SUMMARY	UPDATE	Party Amendment Summary
OBPY_FA_RETAIL_AMND_HIST_GET	GET	Party History API to fetch Retail Amendment Information history details
OBPY_FA_RETAIL_APPRL_HIST_GET	GET	Party History API to fetch Retail Approval history details
OBPY_FA_RETAIL_APPROVAL_GET	GET	API to fetch approval details
OBPY_FA_RETAIL_APPROVAL_POST	CREATE	API to save approval details
OBPY_FA_RETAIL_APPROVAL_PUT	UPDATE	API to update approval details
OBPY_FA_RETAIL_BASIC_HIST_GET	GET	Party History API to fetch Retail basic history details
OBPY_FA_RETAIL_BASIC_INFO_GET	GET	API to fetch basic info details
OBPY_FA_RETAIL_BASIC_INFO_POST	CREATE	API to save basic info details
OBPY_FA_RETAIL_BASIC_INFO_PUT	UPDATE	API to update basic info details
OBPY_FA_RETAIL_CS_API_GET_POST	GET	API to do get operations
OBPY_FA_RETAIL_CUSTOMER_SERVICE_API_GET	GET	Service API to fetch retail customer details
OBPY_FA_RETAIL_CUST_REFRESH	REFRESH	Party Refresh
OBPY_FA_RETAIL_CUST_REFRESH_GET_POST	REFRESH	API to do get operations
OBPY_FA_RETAIL_CUST_SUMMARY_GET	GET	API to fetch retail customer summary details
OBPY_FA_RETAIL_DELETE_SIG	DELETE	API to Delete Signature for retail
OBPY_FA_RETAIL_EMPL_HIST_GET	GET	Party History API to fetch Retail Employment history details
OBPY_FA_RETAIL_FETCH_KYCSTATUS	GET	API to fetch KYC status for retail
OBPY_FA_RETAIL_FINANCIAL_INFO_GET	GET	API to fetch financial info details
OBPY_FA_RETAIL_FINANCIAL_INFO_POST	CREATE	API to save financial info details
OBPY_FA_RETAIL_FINANCIAL_INFO_PUT	UPDATE	API to update financial info details

Table A-1 (Cont.) List of Functional Activity Codes

Functional Activity Code	Action	Description
OBPY_FA_RETAIL_FININFO_HIST_GET	GET	Party History API to fetch Retail Financial Information history details
OBPY_FA_RETAIL_GET_SIG	GET	API to Fetch Signature for retail
OBPY_FA_RETAIL_HOUSEHOLD_HIST_GET	GET	Party History API to fetch Household history details
OBPY_FA_RETAIL_KYC_STATUS_UPDATE	UPDATE	API to UPDATE KYC details
OBPY_FA_RETAIL_MEMBER_HIST_GET	GET	Party History API to fetch Membership history details
OBPY_FA_RETAIL_PAPP_PUT	UPDATE	Party Application Update
OBPY_FA_RETAIL_PARTY_AMDCOMP	CREATE	Party Amendment Compare API
OBPY_FA_RETAIL_PARTY_AMDULOG	CREATE	Party Amendment Update Log
OBPY_FA_RETAIL_PARTY_AMEND	UPDATE	Party Amendment
OBPY_FA_RETAIL_PARTY_AMENDCHK	UPDATE	Party Amendment Check
OBPY_FA_RETAIL_PARTY_APPGET	GET	Party Application Get API
OBPY_FA_RETAIL_PARTY_DATES_CREATE	CREATE	Retail DateInfo Create
OBPY_FA_RETAIL_PARTY_DATES_LATEST_GET	GET	Retail DateInfo Latest Get
OBPY_FA_RETAIL_PARTY_DATES_UPDATE	UPDATE	Retail DateInfo Update
OBPY_FA_RETAIL_PARTY_DEPENDENT_CREATE	CREATE	OBPY_FA_RETAIL_PARTY_DEPENDENT_CREATE
OBPY_FA_RETAIL_PARTY_DEPENDENT_DELETE	DELETE	OBPY_FA_RETAIL_PARTY_DEPENDENT_DELETE
OBPY_FA_RETAIL_PARTY_DEPENDENT_GET	GET	OBPY_FA_RETAIL_PARTY_DEPENDENT_GET
OBPY_FA_RETAIL_PARTY_DEPENDENT_LATEST_GET	GET	OBPY_FA_RETAIL_PARTY_DEPENDENT_LATEST_GET
OBPY_FA_RETAIL_PARTY_DEPENDENT_UPDATE	UPDATE	OBPY_FA_RETAIL_PARTY_DEPENDENT_UPDATE
OBPY_FA_RETAIL_PARTY_EDUCATION_CREATE	CREATE	Retail Education Create
OBPY_FA_RETAIL_PARTY_EDUCATION_LATEST_GET	GET	Retail Party Education Latest Get
OBPY_FA_RETAIL_PARTY_EDUCATION_UPDATE	UPDATE	Retail Education Update
OBPY_FA_RETAIL_PARTY_EMPLOYMENT_CREATE	CREATE	Party Retail Employment Create
OBPY_FA_RETAIL_PARTY_EMPLOYMENT_LATEST_GET	GET	Retail Party Employment Latest Get
OBPY_FA_RETAIL_PARTY_EMPLOYMENT_UPDATE	UPDATE	Retail Party Employment Update
OBPY_FA_RETAIL_PARTY_HISTORY	HISTORY	Retail Party History API
OBPY_FA_RETAIL_PARTY_HOUSEHOLD_CREATE	CREATE	Retail Dependent Create
OBPY_FA_RETAIL_PARTY_HOUSEHOLD_DELETE	DELETE	Retail Party Dependent Delete

Table A-1 (Cont.) List of Functional Activity Codes

Functional Activity Code	Action	Description
OBPY_FA_RETAIL_PARTY_HOUSEHOLD_GET	GET	Retail Party Dependent Get
OBPY_FA_RETAIL_PARTY_HOUSEHOLD_LATEST_GET	GET	Retail Party Dependent Latest Get
OBPY_FA_RETAIL_PARTY_HOUSEHOLD_UPDATE	UPDATE	Retail Party Dependent Update
OBPY_FA_RETAIL_PARTY_INITIATE	CREATE	API to initiate new retail party
OBPY_FA_RETAIL_PARTY_INITIATE_POST	CREATE	API to initiate new retail party - post
OBPY_FA_RETAIL_PARTY_LATEST_SUMMARY	CREATE	Party Amendment Summary
OBPY_FA_RETAIL_PARTY_LIMITED_KYC_EXPIRED_EVENT	CREATE	Service API post expired Limited KYC Event Publisher
OBPY_FA_RETAIL_PARTY_MASCRT	CREATE	Party Master get Api
OBPY_FA_RETAIL_PARTY_MASDEL	CREATE	Party Master get Api
OBPY_FA_RETAIL_PARTY_MASGET	GET	Party Master get Api
OBPY_FA_RETAIL_PARTY_MASUDP	CREATE	Party Master get Api
OBPY_FA_RETAIL_REVIEW_APPROVAL_SUBMIT	SUBMIT	API to submit retail review and approval details
OBPY_FA_RETAIL_REVIEW_GET	GET	API to fetch review details
OBPY_FA_RETAIL_REVIEW_POST	CREATE	API to save review details
OBPY_FA_RETAIL_REVIEW_PUT	UPDATE	API to update review details
OBPY_FA_RETAIL_SERVICE_AMEND_PARTY	UPDATE	Retail Party Amend Service API
OBPY_FA_RETAIL_SERVICE_CUST_REFRESH	REFRESH	Party Customer Refresh Service API
OBPY_FA_RETAIL_SIG_HIST_GET	GET	Party History API to fetch Retail Signature history details
OBPY_FA_RETAIL_SUBMIT	SUBMIT	API to submit retail details
OBPY_FA_RETAIL_UPDATE_SIG	UPDATE	API to Update Signature for retail
OBPY_FA_RET_CUST_HIST_GET	GET	Party History API to fetch Retail Customer history details
OBPY_FA_RET_INITIATEPS_APPS	CREATE	API to initiate party services
OBPY_FA_REVIEW_HIST_GET	GET	Party History API to fetch Review history details
OBPY_FA_RSMB_APPRL	CREATE	Approval
OBPY_FA_RSMB_ENRCH	CREATE	Onboarding Enrichment
OBPY_FA_RSMB_INITI	CREATE	Quick Initiation
OBPY_FA_RSMB_KYCMR	CREATE	KYC Manual Retry
OBPY_FA_RSMB_MANR	CREATE	Manual Retry
OBPY_FA_RSMB_POKYC	CREATE	KYC
OBPY_FA_RSMB_RECOM	CREATE	Functional Activity Code for RSMB Recommendation
OBPY_FA_RSMB_REVIW	CREATE	Review
OBPY_FA_RSMB_WHOOF	CREATE	Wait To Handoff
OBPY_FA_SAVE_PARTY_APPROVAL	CREATE	API to save the party approval details
OBPY_FA_SCRIPS_LATEST_GET	GET	Promotors latest Get

Table A-1 (Cont.) List of Functional Activity Codes

Functional Activity Code	Action	Description
OBPY_FA_SECTOR_MAINT_GET	GET	Sector Maintenance Get
OBPY_FA_SECTOR_PEERPARTIES	CREATE	Get the Peer Parties of the given Party Id
OBPY_FA_SERVICEMEMINFO_PATCH	UPDATE	API to do patch operations
OBPY_FA_SERVICEMEMINFO_PUT	UPDATE	API to do put operations
OBPY_FA_SERVICE_CREATE_STAKEHOLDER	CREATE	API to create stakeholder party service
OBPY_FA_SERVICE_MEMO_ADD	CREATE	API to add party notes
OBPY_FA_SERVICE_MEMO_GET	GET	API to get party notes
OBPY_FA_SERVICE_MEMO_PUT	UPDATE	API to update party notes
OBPY_FA_SERVICE_PARTY_SEARCH	GET	API to party search
OBPY_FA_SERVICE_PII_MASK_ENABLED_FETCH	GET	Get All Enabled Pii Mask Resource
OBPY_FA_SERVICE_SKYC_HANDOFF	CREATE	kyc service for standalone kycHandoff
OBPY_FA_SERVICE_SUBMIT_KYC	SUBMIT	submit standalone kyc service
OBPY_FA_SER_PARTY_TO_ACCOUNT_DELETE	DELETE	Party To Account Relation Service Delete API
OBPY_FA_SER_PARTY_TO_ACCOUNT_GET	GET	party to account
OBPY_FA_SER_PARTY_TO_ACCOUNT_POST	CREATE	Party To Account Relation Service POST API
OBPY_FA_SER_PARTY_TO_ACCOUNT_PUT	UPDATE	Party To Account Relation Service PUT API
OBPY_FA_SER_PTP_AUTH_SIGNATORY_GET	GET	Party To Party AUTH_SIGNATORY Relation Get API
OBPY_FA_SER_PTP_AUTH_SIGNATORY_POST	CREATE	Party To Party Authorized Signatory Relation Create API
OBPY_FA_SER_PTP_AUTH_SIGNATORY_PUT	UPDATE	Party To Party Authorized Signatory Relation Update API
OBPY_FA_SER_PTP_BENEFICIARY_PATCH	UPDATE	Amend Beneficiary Relationship through PATCH operation.
OBPY_FA_SER_PTP_GUARANTORS_GET	GET	Party To Party GUARANTORS Relation Get API
OBPY_FA_SER_PTP_GUARANTORS_POST	CREATE	Party To Party GUARANTORS Relation Create API
OBPY_FA_SER_PTP_GUARANTORS_PUT	UPDATE	Party To Party GUARANTORS Relation Update API
OBPY_FA_SER_PTP_GUARANTOR_PATCH	UPDATE	Amend Guarantor Relationship through PATCH operation.
OBPY_FA_SER_PTP_GUAR_PATCH	UPDATE	Amend Guardian Relationship through PATCH operation.
OBPY_FA_SER_PTP_OWNER_GET	GET	Party To Party OWNER Relation Get API
OBPY_FA_SER_PTP_OWNER_PATCH	UPDATE	Amend Owner Relationship through PATCH operation.
OBPY_FA_SER_PTP_OWNER_POST	CREATE	Party To Party OWNER Relation Create API
OBPY_FA_SER_PTP_OWNER_PUT	UPDATE	Party To Party OWNER Relation Update API
OBPY_FA_SER_PTP_SUPPLIERS_GET	GET	Party To Party SUPPLIERS Relation Get API

Table A-1 (Cont.) List of Functional Activity Codes

Functional Activity Code	Action	Description
OBPY_FA_SER_PTP_SUPPLIERS_POST	CREATE	Party To Party SUPPLIERS Relation Create API
OBPY_FA_SER_PTP_SUPPLIERS_PUT	UPDATE	Party To Party SUPPLIERS Relation Update API
OBPY_FA_SIG_LATEST	CREATE	Party service Signature latest
OBPY_FA_SKOB_ONBRD	CREATE	Service to initiate new KYC retail onboarding process.
OBPY_FA_SKOB_SUBMIT	SUBMIT	Service to submit Standalone KYC details.
OBPY_FA_SLA_DASHBOARD	CREATE	SLA dashboard
OBPY_FA_SMBA_APPRL	CREATE	Approval
OBPY_FA_SMBA_INITI	CREATE	Quick Initiation
OBPY_FA_SMBA_MANR	CREATE	Manual Retry
OBPY_FA_SMBA_POKYC	CREATE	KYC
OBPY_FA_SMBA_RECOM	CREATE	Functional Activity Code for SMBA Recommendation
OBPY_FA_SMBA_REVIW	CREATE	Review
OBPY_FA_SMBA_WHOF	CREATE	Wait To Amend Handoff
OBPY_FA_SMB_ADDRESS_GET	GET	GET SMB Address Details (GET)
OBPY_FA_SMB_ADDRESS_PATCH	UPDATE	Amend SMB Address Details (PATCH)
OBPY_FA_SMB_ADDRESS_PUT	UPDATE	Amend SMB Address Details (PUT)
OBPY_FA_SMB_ADDRESS_SEARCH	CREATE	GET SMB Address Details (POST)
OBPY_FA_SMB_INITIATEPS_APPS	CREATE	API to initiate party services
OBPY_FA_SMB_MEDIACONTACT_GET	GET	GET SMB Contact Details (GET)
OBPY_FA_SMB_MEDIACONTACT_PATCH	UPDATE	Amend SMB Contact Details (PATCH)
OBPY_FA_SMB_MEDIACONTACT_PUT	UPDATE	Amend SMB Contact Details (PUT)
OBPY_FA_SMB_MEDIACONTACT_SEARCH	GET	GET SMB Contact Details (POST)
OBPY_FA_SMB_TAXINFO_PATCH	UPDATE	Amend SMB Tax Details (PATCH)
OBPY_FA_SMB_TAXINFO_PUT	UPDATE	Amend SMB Tax Details (PUT)
OBPY_FA_SMB_TAXINFO_SEARCH	GET	GET SMB Tax Details (POST)
OBPY_FA_SMB_WRAPPER	CREATE	Amend SMB Party Details (PATCH)
OBPY_FA_SMEA_APPRL	CREATE	OBPY_FA_SMEA_APPRL
OBPY_FA_SMEA_ENRCH	CREATE	OBPY_FA_SMEA_ENRCH
OBPY_FA_SMEA_INITI	CREATE	OBPY_FA_SMEA_INITI
OBPY_FA_SMEA_MANRY	CREATE	OBPY_FA_SMEA_MANRY
OBPY_FA_SMEA_POKYC	CREATE	OBPY_FA_SMEA_POKYC
OBPY_FA_SMEA_RECOM	CREATE	OBPY_FA_SMEA_RECOM
OBPY_FA_SMEA_REVIW	CREATE	OBPY_FA_SMEA_REVIW
OBPY_FA_SME_AMEND_INITIATE	UPDATE	SME Party Amend API
OBPY_FA_SME_CUST_HANDOFF_POST	CREATE	HandOff identified by given ID
OBPY_FA_SME_PARTY_AMEND	UPDATE	SME Party Amend API
OBPY_FA_SME_PARTY_GET	GET	SME Party Get API
OBPY_FA_SME_PARTY_GET_POST	GET	API to do get operations
OBPY_FA_SME_PARTY_REFRESH	REFRESH	SME Party Refresh API

Table A-1 (Cont.) List of Functional Activity Codes

Functional Activity Code	Action	Description
OBPY_FA_SRKA_AMND	CREATE	Service to initiate standalone KYC retail amend process.
OBPY_FA_SSKA_AMND	CREATE	Standalone Kyc smb amendment
OBPY_FA_SSOB_ONBRD	CREATE	Standalone Kyc smb onboard
OBPY_FA_STAGE_INITIATE_APPLICATION	CREATE	Initiate Application
OBPY_FA_STAGE_NEXT_STAGE	CREATE	Next Stages Call
OBPY_FA_STAGE_NEXT_VAL_STAGE	CREATE	Stage validation call
OBPY_FA_STAGE_SUBMIT_STAGE	SUBMIT	Submit Stages
OBPY_FA_STAKEHLDRS_GET_PRTY_INF O	GET	Stakehodlers GET with Party Info
OBPY_FA_STAKEHOLDERS_LATEST_GET	GET	Stakeholders latest Get
OBPY_FA_STAKEHOLDERS_LATEST_GET_NEW	GET	Stakeholders latest Get
OBPY_FA_STAKEHOLDER_COUNT	CREATE	Party Stakeholder Count API
OBPY_FA_STAKEHOLDER_MASTER_GET_PARTY	GET	OBPY_FA_STAKEHOLDER_MASTER_GET_PARTY
OBPY_FA_STAKEHOLDER_MASTER_GET_STAKE_ID	GET	OBPY_FA_STAKEHOLDER_MASTER_GET_STAKE_ID
OBPY_FA_STKHLDR_NAME_FETCH	GET	Stakeholder Name Fetch Service API
OBPY_FA_SUBMIT_BANKER	SUBMIT	Submit Banker Details.
OBPY_FA_SUBMIT_BANKER_NEW	SUBMIT	Submit Banker Details.
OBPY_FA_SUPPLIERS_GET_PRTY_INFO	GET	Suppliers GET with Party Info
OBPY_FA_SUPPLIERS_HIST_GET	GET	Party History API to fetch Suppliers history details
OBPY_FA_SUPPLIERS_LATEST_GET	GET	Suppliers latest Get
OBPY_FA_SUPPLIERS_LATEST_GET_NE W	GET	Suppliers latest Get
OBPY_FA_SYSTEMMAINT_UPDATE	UPDATE	Modify Existing System Maintenance Details resource from Service API
OBPY_FA_SYSTEM_MAINT_ACTIONS	CREATE	get permitted Action on Resource
OBPY_FA_SYSTEM_MAINT_AGGREGATE	GET	get Resource Aggregate
OBPY_FA_SYSTEM_MAINT_AUTHORIZE	AUTHO RIZE	Approve Entity
OBPY_FA_SYSTEM_MAINT_DELETE	DELETE	Delete SYSTEM Resource
OBPY_FA_SYSTEM_MAINT_GET	GET	get SYSTEM details By Resource Id
OBPY_FA_SYSTEM_MAINT_GETALL	GET	Retrieve All SYSTEM details
OBPY_FA_SYSTEM_MAINT_HISTORY	HISTOR Y	get SYSTEM History
OBPY_FA_SYSTEM_MAINT_REJECT	REJECT	Reject SYSTEM details By Resource Id
OBPY_FA_SYSTEM_MAINT_SUBMIT	SUBMIT	Submit Resource
OBPY_FA_SYSTEM_MAINT_UNAUTH	UNAUT HORIZE	UnAuthorize Resource
OBPY_FA_SYSTEM_MAINT_UNLOCK	UNLOC K	Unlock Resource
OBPY_FA_SYSTEM_MAINT_UPDATE	UPDATE	Modify Existing resources

Table A-1 (Cont.) List of Functional Activity Codes

Functional Activity Code	Action	Description
OBPY_FA_SYSTEM_MAINT_VALIDATE	VALIDATE	Validate Resource
OBPY_FA_TAXCOUNTRYCODEMAINT_ADD	CREATE	Add New Tax Country Code Details from Service API
OBPY_FA_TAXCOUNTRYCODEMAINT_CLOSE	CLOSE	close Tax Country Code resource from Service API
OBPY_FA_TAXCOUNTRYCODEMAINT_REOPEN	REOPEN	Reopen Tax Country Code Resource from Service API
OBPY_FA_TAXCOUNTRYCODEMAINT_UPDATE	UPDATE	Modify Existing Tax Country Code Details resource from Service API
OBPY_FA_TAXCOUNTRYCODE_MAINT_ACTIONS	CREATE	get permitted Action on Resource
OBPY_FA_TAXCOUNTRYCODE_MAINT_ADD	CREATE	Add New Tax Country Code details
OBPY_FA_TAXCOUNTRYCODE_MAINT_AGGREGATE	GET	get Resource Aggregate
OBPY_FA_TAXCOUNTRYCODE_MAINT_AUTHORIZE	AUTHORIZE	Approve Entity
OBPY_FA_TAXCOUNTRYCODE_MAINT_CLOSE	CLOSE	Close resource
OBPY_FA_TAXCOUNTRYCODE_MAINT_DELETE	DELETE	Delete Tax Country Code Resource
OBPY_FA_TAXCOUNTRYCODE_MAINT_GET	GET	get Tax Country Code details By Resource Id
OBPY_FA_TAXCOUNTRYCODE_MAINT_GETALL	GET	Retrieve All Tax Country Code details
OBPY_FA_TAXCOUNTRYCODE_MAINT_GETSTATE	GET	Retrieve Tax State Code details by Tax Country Code
OBPY_FA_TAXCOUNTRYCODE_MAINT_GET_COUNTRY	GET	Retrieve Tax Country Code details for Service API
OBPY_FA_TAXCOUNTRYCODE_MAINT_GET_STATE	GET	Retrieve Tax State Code details for Service API
OBPY_FA_TAXCOUNTRYCODE_MAINT_HISTORY	HISTORY	get Tax Country Code History
OBPY_FA_TAXCOUNTRYCODE_MAINT_REJECT	REJECT	Reject Tax Country Code details By Resource Id
OBPY_FA_TAXCOUNTRYCODE_MAINT_REOPEN	REOPEN	Reopen Resource
OBPY_FA_TAXCOUNTRYCODE_MAINT_SUBMIT	SUBMIT	Submit Resource
OBPY_FA_TAXCOUNTRYCODE_MAINT_UNAUTH	UNAUTHORIZE	UnAuthorize Resource
OBPY_FA_TAXCOUNTRYCODE_MAINT_UNLOCK	UNLOCK	Unlock Resource
OBPY_FA_TAXCOUNTRYCODE_MAINT_UPDATE	UPDATE	Modify Existing resources
OBPY_FA_TAXCOUNTRYCODE_MAINT_VALIDATE	VALIDATE	Validate Resource

Table A-1 (Cont.) List of Functional Activity Codes

Functional Activity Code	Action	Description
OBPY_FA_UPDATE_ADDRESSINFO_PATCH	UPDATE	API to do patch operations
OBPY_FA_UPDATE_ADDRESSINFO_PUT	UPDATE	API to do put operations
OBPY_FA_UPDATE_ALL_RECORD_STAT	UPDATE	update all record stats
OBPY_FA_UPDATE_BASICINFO_PATCH	UPDATE	API to do patch operations
OBPY_FA_UPDATE_BASICINFO_PUT	UPDATE	API to do put operations
OBPY_FA_UPDATE_CONF_PROP	UPDATE	Update the obpy configuration properties
OBPY_FA_UPDATE_CONTACTINFO_PATCH	UPDATE	API to do patch operations
OBPY_FA_UPDATE_CONTACTINFO_PUT	UPDATE	API to do put operations
OBPY_FA_UPDATE_EMPLOYMENT_PATCH	UPDATE	API to do patch operations
OBPY_FA_UPDATE_EMPLOYMENT_PUT	UPDATE	API to do put operations
OBPY_FA_UPDATE_HANDOFF_NOTIFICATION_STATUS	UPDATE	Update API for handoff notification
OBPY_FA_UPDATE_HANDOFF_STAT	UPDATE	API to add facility conditions
OBPY_FA_UPDATE_HOST_CONFIG	UPDATE	Update the host config
OBPY_FA_UPDATE_HOST_MAINT	UPDATE	Retrieve host config
OBPY_FA_UPDATE_IDINFO_PATCH	UPDATE	API to do patch operations
OBPY_FA_UPDATE_IDINFO_PUT	UPDATE	API to do put operations
OBPY_FA_UPDATE_KYC_PROP	UPDATE	Update the obpy KYC properties
OBPY_FA_UPDATE_KYC_STATUS	UPDATE	Update Party KYC details
OBPY_FA_UPDATE_PARTY_APPROVAL	UPDATE	API to update the party approval details
OBPY_FA_UPDATE_PARTY_TO_ACCOUNT_PUT	UPDATE	API to update party to account relationship - PUT
OBPY_FA_UPDATE_PROP_MAINT	UPDATE	Update obpy configuration properties
OBPY_FA_UPDATE_SYSTEM_MAINT	UPDATE	System Config Menu
OBPY_FA_UPDATE_SYSTEM_PROP	UPDATE	Update the system properties
OBPY_FA_UPDATE_TAXINFO_PATCH	UPDATE	API to do patch operations
OBPY_FA_UPDATE_TAXINFO_PUT	UPDATE	API to do put operations
OBPY_FA_UPDT_PRTY_HANDOFF_STAT	CREATE	API to update facility conditions
OBPY_FA_WEB_CREATE_KYC	CREATE	add kyc check details
OBPY_FA_XDEMOGRAPHICS_FETCH	GET	API to fetch demographic from tx table
OBPY_FA_XDEMOGRAPHICS_FETCH_POST	CREATE	API to do get operations

B

List of Entity Codes

Table B-1 List of Entity Codes

ENTITY_CODE	ENTITY_DESCRIPTION	SUB_ENTITY_CODE	SUB_ENTITY_DESC
ACT	Account Type	60	Mortgage Accounts (HE / MT)
ACT	Account Type	5	IMPACS (SH / SK / OS)1
ACT	Account Type	0	Savings Time (IR / SC)
ACT	Account Type	30	Consumer Loan - Customer (AC)
ACT	Account Type	35	Consumer Loan / ALS (IL)
ACT	Account Type	50	Master Card / Visa (MC / VS)
ACT	Account Type	80	Unknown (VL)
ACT	Account Type	70	Student Loan (SL / PL)
ACT	Account Type	bb	always spaces for CS
ACT	Account Type	55	American Express (AX)
ADS	Address Source	CUS	Customer
ADS	Address Source	RES	Research
ADS	Address Source	OTH	Other
ADV	ADVISOR TYPE	FIN	Financial
ADV	ADVISOR TYPE	LEG	Legal
ADV	ADVISOR TYPE	TEC	Technical
ANT	Aunt	NEC	Niece
ANT	Aunt	OTH	Other
ANT	Aunt	NPW	Nephew
APN	Application Name	PHS	obpy-party-handoff-services
APN	Application Name	PCV	obpy-party-corporate-view-services
APN	Application Name	PAS	obpy-party-adapter-services
APN	Application Name	PTY	obpy-party-services
APN	Application Name	PKY	obpy-party-kyc-services
APP	APPROVAL OPTIONS	APR	Approve
APP	APPROVAL OPTIONS	REJ	Reject
APT	Application Type	CC	Credit Card
APT	Application Type	IM	IMPACS
APT	Application Type	MT	Mortgage
APT	Application Type	SL	Student Loans
APT	Application Type	ST	Savings/Time
APT	Application Type	AX	American Express
APT	Application Type	AL	Advanced Loan - Note
APT	Application Type	AC	Advanced Loan - Customer
AST	Asset Type	VEH	Vehicle
AST	Asset Type	HOU	House
AST	Asset Type	OTH	Other

Table B-1 (Cont.) List of Entity Codes

ENTITY_CODE	ENTITY_DESCRIPTION	SUB_ENTITY_CODE	SUB_ENTITY_DESC
AST	Asset Type	DEP	Deposit
ATY	Address Type	C	Communication Address
ATY	Address Type	R	Residential Address
BDL	Beneficiary Details List	BEN	Beneficiary
BPC	Business Product Code	SCNO	Senior Citizen Customer Onboard
BPC	Business Product Code	CRPO	Corporate Customer Onboard
BPC	Business Product Code	INCO	Individual Customer Onboard
BPC	Business Product Code	SCPA	Senior Citizen Customer Amendment
BPC	Business Product Code	INCA	Individual Customer Amendment
BRT	BANKER RELATIONSHIP TYPES	MXD	Mixed
BRT	BANKER RELATIONSHIP TYPES	DPS	Deposits
BRT	BANKER RELATIONSHIP TYPES	LNS	Loans
BT	Business Type	B	Both
BT	Business Type	C	Conventional
BT	Business Type	I	Islamic
BTY	Boolean Type	Y	Yes
BTY	Boolean Type	N	No
BWC	Backup Withholding Code	CUIN	Customer Induced (D Type)
BWC	Backup Withholding Code	WEXP	W-8 Expired
BWC	Backup Withholding Code	MTIN	Missing TIN (A Type)
BWC	Backup Withholding Code	IRSI	IRS Induced (C Type)
BWC	Backup Withholding Code	INTN	Invalid TIN (B Type)
BWS	Backup Withholding stoppage	CPF	CP544
BWS	Backup Withholding stoppage	CPF545	CP545
BWS	Backup Withholding stoppage	OFS	147C
CAD	Corporate Address Type	BOA	Branch Office
CAD	Corporate Address Type	COA	Communication Address
CAD	Corporate Address Type	ROA	Registered Office
CAD	Corporate Address Type	HOA	Head Office
CAT	CORPORATE ADDRESS TYPE	RES	Residential
CAT	CORPORATE ADDRESS TYPE	COR	Correspondence
CAT	CORPORATE ADDRESS TYPE	OFF	Office
CBT	Citizenship-BY Type	RES	Residence
CBT	Citizenship-BY Type	BIR	Birth
CBT	Citizenship-BY Type	ACQ	Acquire
CBT	Citizenship-BY Type	OTH	Others
CDN	Custodian	WD	Ward
CDN	Custodian	OTR	Others

Table B-1 (Cont.) List of Entity Codes

ENTITY_CODE	ENTITY_DESCRIPTION	SUB_ENTITY_CODE	SUB_ENTITY_DESC
CDN	Custodian	UCL	Uncle
CDN	Custodian	PTR	Parent
CDN	Custodian	GRP	GrandParent
CDN	Custodian	ANT	Aunt
CDN	Custodian	GRD	Guardian
CDT	Corporate/SME/FI Document Type	AOA	Article of Association
CDT	Corporate/SME/FI Document Type	BOR	Board Resolution
CDT	Corporate/SME/FI Document Type	MOA	Memorandum of Association
CDT	Corporate/SME/FI Document Type	LOD	List of Directors
CDT	Corporate/SME/FI Document Type	COI	Certificate of Incorporation
CDT	Corporate/SME/FI Document Type	CPN	Company PAN
CDT	Corporate/SME/FI Document Type	COC	Certificate of Commencement
CHL	Child	PTR	Parent
CHL	Child	OTH	Other
CHN	Channel	SMD	Social Media
CHN	Channel	WHA	Whatsapp
CHN	Channel	EML	Email
CHN	Channel	SMS	SMS
CHN	Channel	PHN	Phone
CMY	COMMUNITY	PEN	Pensioners
CMY	COMMUNITY	VL	Volunteers
CMY	COMMUNITY	ECU	Employees of Credit Union
COR	Corporate Business Products	GENL	General
CRA	CREDIT RATING AGENCIES	INT	Internal
CRA	CREDIT RATING AGENCIES	MOO	Moody's
CRA	CREDIT RATING AGENCIES	FIT	Fitch
CRT	CREDIT RATING	A-	A-
CRT	CREDIT RATING	AA	AA
CRT	CREDIT RATING	AA+	AA+
CRT	CREDIT RATING	BBB-	BBB-
CRT	CREDIT RATING	BBB	BBB
CRT	CREDIT RATING	AA-	AA-
CRT	CREDIT RATING	CCC+	CCC+
CRT	CREDIT RATING	B	B
CRT	CREDIT RATING	BB+	BB+
CRT	CREDIT RATING	AAA	AAA
CRT	CREDIT RATING	BBB+	BBB+

Table B-1 (Cont.) List of Entity Codes

ENTITY_CODE	ENTITY_DESCRIPTION	SUB_ENTITY_CODE	SUB_ENTITY_DESC
CRT	CREDIT RATING	A+	A+
CRT	CREDIT RATING	B-	B-
CSE	Contact Subtype Email	WRK	Work
CSE	Contact Subtype Email	PER	Personal
CST	Customer Status	PRV	Previous Customer
CST	Customer Status	ACT	Active
CST	Customer Status	PRS	Prospect
CSY	Contact Subtype	RES	Residence
CSY	Contact Subtype	BUS	Business
CSY	Contact Subtype	OTH	Others
CSY	Contact Subtype	MBL	Mobile
CTY	Course Type	PG	Post Graduate
CTY	Course Type	PHD	Phd
CTY	Course Type	UG	Under Graduate
CUT	CUSTOMER TYPE	RET	Retail
CUT	CUSTOMER TYPE	SMB	Small Medium Business
CUT	CUSTOMER TYPE	COR	Corporate
CUT	CUSTOMER TYPE	SME	Small Medium Enterprise
DAU	Daughter	OTH	Other
DAU	Daughter	MTR	Mother
DAU	Daughter	FTR	Father
DEM	DEMOGRAPHIC TYPE	PAR	Partnership
DEM	DEMOGRAPHIC TYPE	PUB	Public
DEM	DEMOGRAPHIC TYPE	OTH	Other
DEM	DEMOGRAPHIC TYPE	PRI	Private
DGY	Demographics Type	GLO	Global
DGY	Demographics Type	DOM	Domestic
DPI	Detail Purpose Individual	SAV	Savings
DPI	Detail Purpose Individual	LOR	Loan Repayment
DPI	Detail Purpose Individual	SAT	Salary Transfer
DPI	Detail Purpose Individual	TRN	Transactional
DPI	Detail Purpose Individual	INV	Investment
DSN	Details of Special Need	MIL	Mental illness
DSN	Details of Special Need	HIP	Hearing Impairment
DSN	Details of Special Need	LDY	Locomotor disability
DSN	Details of Special Need	CPY	Cerebral Palsy
DSN	Details of Special Need	LCD	Leprosy-cured
DSN	Details of Special Need	LVN	Low vision
DSN	Details of Special Need	MRN	Mental retardation
DSN	Details of Special Need	BLI	Blindness
DTV	Demographic Type Value	G	Global
DTV	Demographic Type Value	D	Domestic

Table B-1 (Cont.) List of Entity Codes

ENTITY_CODE	ENTITY_DESCRIPTION	SUB_ENTITY_CODE	SUB_ENTITY_DESC
DTY	DEPENDENT TYPE	OTH	Other
DTY	DEPENDENT TYPE	SPO	Spouse
DTY	DEPENDENT TYPE	MTR	Mother
DTY	DEPENDENT TYPE	GRP	Grand Parent
DTY	DEPENDENT TYPE	WD	Ward
DTY	DEPENDENT TYPE	GRD	Guardian
DTY	DEPENDENT TYPE	SON	Son
DTY	DEPENDENT TYPE	GRC	Grand Child
DTY	DEPENDENT TYPE	FTR	Father
DTY	DEPENDENT TYPE	DAU	Daughter
ECD	Family Event Celebration Days type	SEB	Self birthday
ECD	Family Event Celebration Days type	MAN	Marriage anniversary
ECD	Family Event Celebration Days type	DAN	Daughter anniversary
ECD	Family Event Celebration Days type	SPB	Spouse birthday
ECD	Family Event Celebration Days type	DAB	Daughter birthday
ECD	Family Event Celebration Days type	SAN	Son anniversary
ECD	Family Event Celebration Days type	SOB	Son birthday
ECT	EmploymentCategory	SVC	Salaried
ECT	EmploymentCategory	PRO	Self-Employed/Professional
EDT	EducationType	DEG	Degree
EDT	EducationType	CER	Certification
EDT	EducationType	DIP	Diploma
EMS	Employment Status	RTD	Retired
EMS	Employment Status	ACV	Active
EMS	Employment Status	PRT	Part-time
ENT	ENTITY TYPE	OTHE	Others
ENT	ENTITY TYPE	NGO	NGO
ENT	ENTITY TYPE	ASSO	Associations
ENT	ENTITY TYPE	SOCI	Society
ENT	ENTITY TYPE	CLUB	Clubs
ENT	ENTITY TYPE	PROP	Proprietorship
ENT	ENTITY TYPE	GOVT	Govt Owned
ENT	ENTITY TYPE	LLPA	Limited Liability Partnership
ENT	ENTITY TYPE	FOBO	Foreign Bodies
ENT	ENTITY TYPE	PRIV	Pvt Ltd
ENT	ENTITY TYPE	PUBL	Public Ltd
ENT	ENTITY TYPE	TRUS	Trusts

Table B-1 (Cont.) List of Entity Codes

ENTITY_CODE	ENTITY_DESCRIPTION	SUB_ENTITY_CODE	SUB_ENTITY_DESC
EPS	Employment Status	FT	Full-time
EPS	Employment Status	ICS	Independent contractors
EPS	Employment Status	UE	Unemployed
EPS	Employment Status	RTD	Retired
EPS	Employment Status	SEA	Seasonal
EPS	Employment Status	TMY	Temporary
EPS	Employment Status	OTH	Others
EPS	Employment Status	PT	Part-time
EST	EMPLOYMENT STATUS	RSN	Resigned
EST	EMPLOYMENT STATUS	ACT	Active
EST	EMPLOYMENT STATUS	TRM	Terminated
EST	EMPLOYMENT STATUS	RET	Retired
ETY	EMPLOYMENT TYPE	CRT	Contract
ETY	EMPLOYMENT TYPE	FTM	Full Time
ETY	EMPLOYMENT TYPE	PRM	Permanent
ETY	EMPLOYMENT TYPE	PTM	Part Time
EXY	EXPENSE TYPE	CCP	Credit Card Payments
EXY	EXPENSE TYPE	FUL	Fuel
EXY	EXPENSE TYPE	OTH	Other Expenses
EXY	EXPENSE TYPE	UPY	Utility Payments
EXY	EXPENSE TYPE	MDL	Medical
EXY	EXPENSE TYPE	EDU	Education
EXY	EXPENSE TYPE	LPY	Loan Payments
EXY	EXPENSE TYPE	RNT	Rentals
EXY	EXPENSE TYPE	VEH	Vehicle
EXY	EXPENSE TYPE	HOU	Household
EXY	EXPENSE TYPE	CPY	Insurance Payments
FDT	Financial Dependent	OTH	Other
FDT	Financial Dependent	FPR	Financial Provider
FII	FII Business Products	GENL	General
FIOT	FI Ownership Type	Private Bank	Private Bank
FIOT	FI Ownership Type	NBFC	NBFC
FIOT	FI Ownership Type	Foreign Bank	Foreign Bank
FIOT	FI Ownership Type	Public Bank	Public Bank
FIP	Financial Period	FQ4	Q4
FIP	Financial Period	FQ2	Q2
FIP	Financial Period	FQ3	Q3
FIP	Financial Period	FQ1	Q1
FIP	Financial Period	FH2	H2
FIP	Financial Period	FH1	H1
FIP	Financial Period	FAN	AN

Table B-1 (Cont.) List of Entity Codes

ENTITY_CODE	ENTITY_DESCRIPTION	SUB_ENTITY_CODE	SUB_ENTITY_DESC
FIS	Financial Institution Stakeholders	SPO	Sponsors
FIS	Financial Institution Stakeholders	BUY	Buyers
FIS	Financial Institution Stakeholders	ADV	Advisors
FIS	Financial Institution Stakeholders	AUD	Auditors
FIS	Financial Institution Stakeholders	OWN	Owners
FIS	Financial Institution Stakeholders	GUA	Guarantors
FIS	Financial Institution Stakeholders	CRE	Creditors
FIS	Financial Institution Stakeholders	SUP	Suppliers
FIS	Financial Institution Stakeholders	DEB	Debtors
FIS	Financial Institution Stakeholders	BAN	Bankers
FIS	Financial Institution Stakeholders	MAN	Management Team
FIS	Financial Institution Stakeholders	AUT	Authorized Signatories
FIS	Financial Institution Stakeholders	INS	Insurers
FIY	Financial Year	F22	FY2022-23
FIY	Financial Year	F24	FY2024-25
FIY	Financial Year	F23	FY2023-24
FNP	Financial Provider	OTH	Other
FNP	Financial Provider	FDT	Financial Dependent
FRT	Form Type	W8-BEN	W8-BEN
FRT	Form Type	W9	W9
FRY	Family Relationship Type	NBR	Neighbour
FRY	Family Relationship Type	CLG	colleague
FRY	Family Relationship Type	RLT	Relative
FRY	Family Relationship Type	FND	Friend
FST	Fund Source Type	AOP	Account Owned By Parents
FST	Fund Source Type	AOC	Account Owned By Company
FTR	Father	OTH	Other
FTR	Father	DAU	Daughter
FTR	Father	SON	Son
FTY	FREQUENCY TYPE	DAI	Daily
FTY	FREQUENCY TYPE	WEK	Weekly
FTY	FREQUENCY TYPE	BWL	Bi-Weekly

Table B-1 (Cont.) List of Entity Codes

ENTITY_CODE	ENTITY_DESCRIPTION	SUB_ENTITY_CODE	SUB_ENTITY_DESC
FTY	FREQUENCY TYPE	HLY	Half Yearly
FTY	FREQUENCY TYPE	MON	Monthly
FTY	FREQUENCY TYPE	YEA	Yearly
FTY	FREQUENCY TYPE	QTR	Quarterly
GGT	Guarantee Given To	GOV	GOVERNMENT
GGT	Guarantee Given To	IND	INDIVIDUAL
GGT	Guarantee Given To	LEN	LENDER
GGT	Guarantee Given To	ENT	ENTITY
GPU	Guarantee Purpose	LOA	Loan
GPU	Guarantee Purpose	CON	Contract
GRC	GrandChild	GRP	Grand Parent
GRC	GrandChild	OTH	Other
GRD	Guardian	WD	Ward
GRD	Guardian	OTH	Other
GRP	GrandParent	OTH	Other
GRP	GrandParent	GRC	Grand Child
GTY	GENDER TYPE	M	Male
GTY	GENDER TYPE	F	Female
GTY	GENDER TYPE	O	Other
GTY	GENDER TYPE	P	Do not wish to disclose
HBD	Husband	WF	Wife
IDS	ID Status	AVL	Available
IDS	ID Status	APF	Applied For
IDSE	UNIQUE ID STATUS WHEN CUSTOMER IS EXISTING	APF	Applied For
IDSE	UNIQUE ID STATUS WHEN CUSTOMER IS EXISTING	NR	Notices Received
IDSE	UNIQUE ID STATUS WHEN CUSTOMER IS EXISTING	AVL	Available
IDSE	UNIQUE ID STATUS WHEN CUSTOMER IS EXISTING	VAP	Validation Pending
INS	INSURANCE TYPE	BORR	Borrower Insurance
INS	INSURANCE TYPE	LIFE	Life Insurance
INS	INSURANCE TYPE	CORP	Corporate Insurance
INS	INSURANCE TYPE	ASST	Asset Insurance
INY	INCOME TYPE	BNS	Bonus
INY	INCOME TYPE	OTH	Other Income
INY	INCOME TYPE	ITI	Investment Income
INY	INCOME TYPE	RNT	Rentals
INY	INCOME TYPE	INT	Interest Amount
INY	INCOME TYPE	SAL	Salary
INY	INCOME TYPE	CSH	Cash Gifts
INY	INCOME TYPE	PN	Pension

Table B-1 (Cont.) List of Entity Codes

ENTITY_CODE	ENTITY_DESCRIPTION	SUB_ENTITY_CODE	SUB_ENTITY_DESC
INY	INCOME TYPE	AGR	Agriculture
INY	INCOME TYPE	BUS	Business
IRT	Income Range Type	L5M	1M - 5M
IRT	Income Range Type	A20M	Above 20 Million
IRT	Income Range Type	L20M	15M - 20M
IRT	Income Range Type	L1M	Less than 1 Million
IRT	Income Range Type	L10M	5M - 10M
IRT	Income Range Type	L15M	10M - 15M
ITC	Industry Type code	SERV	Services
ITC	Industry Type code	OTHE	Others
ITC	Industry Type code	SCCO	School/ College
ITC	Industry Type code	ENGG	Engineering
ITC	Industry Type code	BANK	Bank
ITC	Industry Type code	INTE	IT
ITC	Industry Type code	MANF	Manufacturing
ITC	Industry Type code	LEGL	Legal
ITC	Industry Type code	MEDC	Medical
ITY	IDENTIFICATION TYPE	SINDI	State Issued Non Drivers ID
ITY	IDENTIFICATION TYPE	PPT	Passport
ITY	IDENTIFICATION TYPE	DLS	State Issued Drivers License
ITY	IDENTIFICATION TYPE	BST	Bank Statement
ITY	IDENTIFICATION TYPE	BIRC	Birth Certificate
ITY	IDENTIFICATION TYPE	EAC	Employment Authorization Card
ITY	IDENTIFICATION TYPE	MATC	Matricula Card
ITY	IDENTIFICATION TYPE	MILID	Military ID
ITY	IDENTIFICATION TYPE	SSC	Social Security Card
ITY	IDENTIFICATION TYPE	PRC	Permanent Resident Card (Green Card)
KIT	KYC Id Type	REP	Proof Of Residence
KIT	KYC Id Type	IDP	Proof Of Identity
KTY	KYC Type	ADVR	Address Check
KTY	KYC Type	PDBC	Police Check
KTY	KYC Type	FICH	Suit Filed Check
KTY	KYC Type	FDIN	Field Verification Check
KTY	KYC Type	AML	Aml Check
KTY	KYC Type	FACH	Fatca Check
KTY	KYC Type	SDNC	SDN Check
KTY	KYC Type	SANC	Sanction Check
KTY	KYC Type	EDUQ	Education Qualification Check
KTY	KYC Type	CSCK	Credit Score Check
KTY	KYC Type	RECH	Reference Check
KTY	KYC Type	IDVR	Identity Check
KTY	KYC Type	PEPI	Pep Identification Check

Table B-1 (Cont.) List of Entity Codes

ENTITY_CODE	ENTITY_DESCRIPTION	SUB_ENTITY_CODE	SUB_ENTITY_DESC
LCD	LIFE CYCLE CODE	PNB	Party Onboarding
LCD	LIFE CYCLE CODE	PAD	Party Amendment
LGD	Legal Guardian	OTH	Other
LGD	Legal Guardian	LWD	Legal Ward
LOB	Line Of Business	TRA	Trade
LOB	Line Of Business	LEN	Lending
LOB	Line Of Business	VAM	Virtual Account Management
LOB	Line Of Business	SCF	Supply Chain finance
LOB	Line Of Business	LIQ	Liquidity Management
LOB	Line Of Business	CAS	Cash Management
LOB	Line Of Business	FAC	Facility
LOB	Line Of Business	ACC	Accounts
LTY	LIABILITY TYPE	OTH	Other Liability
LTY	LIABILITY TYPE	PLN	Property Loan
LTY	LIABILITY TYPE	HLN	Home Loan
LTY	LIABILITY TYPE	EDL	Education Loan
LTY	LIABILITY TYPE	PRL	Personal Loan
LTY	LIABILITY TYPE	OVD	Overdrafts
LTY	LIABILITY TYPE	VHL	Vehicle Loan
LTY	LIABILITY TYPE	CCD	Credit Card Outstanding
LWD	Legal Ward	OTH	Other
LWD	Legal Ward	LGRD	Legal Guardian
MCB	MULTIPLE COMMON BOND	PEN	Pensioners
MCB	MULTIPLE COMMON BOND	VLT	Volunteers
MCB	MULTIPLE COMMON BOND	IMF	Immediate family
MGD	MANAGEMENT DESIGNATION	OTH	Others
MGD	MANAGEMENT DESIGNATION	CFO	Chief Financial Officer
MGD	MANAGEMENT DESIGNATION	CIO	Chief Information Officer
MGD	MANAGEMENT DESIGNATION	CMO	Chief Medical Officer
MGD	MANAGEMENT DESIGNATION	CTO	Chief Technology Officer
MGD	MANAGEMENT DESIGNATION	CEO	Chief Executive Officer
MIT	Memembership Institute Type	PVT	Private
MIT	Memembership Institute Type	PUB	Public
MMC	Memo Category	MW	Warning
MMC	Memo Category	MO	Override
MMT	Memo Type	MI	Information
MMT	Memo Type	MA	Action
MST	MARITAL STATUS	MRD	Married

Table B-1 (Cont.) List of Entity Codes

ENTITY_CODE	ENTITY_DESCRIPTION	SUB_ENTITY_CODE	SUB_ENTITY_DESC
MST	MARITAL STATUS	UMR	Unmarried
MST	MARITAL STATUS	LSP	Legally Separated
MST	MARITAL STATUS	WDW	Widow
MTR	Mother	OTH	Other
MTR	Mother	DAU	Daughter
MTR	Mother	SON	Son
MTT	Membership Type	ST	Short term
MTT	Membership Type	LT	Long term
MTY	Media Type	MBL	Mobile Phone
MTY	Media Type	EML	Email
NTC	TYPE Of Notice	NCBF	Notice B (First)
NTC	TYPE Of Notice	NCCF	Notice C (First)
NTC	TYPE Of Notice	NCBS	Notice B (Second)
OCC	Occupation	EPD	Employed
OCC	Occupation	OWN	Own Business
OCT	Organization Category	GOV	Government
OCT	Organization Category	NGO	NGO
OCT	Organization Category	PVT	Private Limited
OGC	Origin Code	MCB	Multiple Common Bond
OGC	Origin Code	SO	Single Occupational
OGC	Origin Code	SA	Single Associational
OGC	Origin Code	CMY	Community
ORG	ORGANIZATION TYPE	CONG	Conglomerate
ORG	ORGANIZATION TYPE	SIND	Single
OST	Ownership Type	O	Other
OST	Ownership Type	P	Primary
OST	Ownership Type	S	Secondary
OTH	Other	OTH	Other
OTR	Others	OTR	Others
OUT	RATING OUTLOOK	NEU	Neutral
OUT	RATING OUTLOOK	NEG	Negative
OUT	RATING OUTLOOK	POS	Positive
PAR	Party Role	MINUGM	MIN UGM - Minor
PAR	Party Role	SECGDN	SEC GDN - Guardian
PAR	Party Role	PRIIND	PRI IND - Individual Account
PAR	Party Role	PRIBEN	PRI BEN - Owner of Beneficiary Acct
PAR	Party Role	SECDEC	SEC DEC - Beneficiary
PAR	Party Role	INDPOD	IND POD - Individual Payable on Death
PAR	Party Role	BENPOD	BEN POD - Beneficiary Payable on Death
PAR	Party Role	PRIJNT	PRI JNT - Joint Account Owner
PAR	Party Role	SECJNT	SEC JNT - J/O

Table B-1 (Cont.) List of Entity Codes

ENTITY_CODE	ENTITY_DESCRIPTION	SUB_ENTITY_CODE	SUB_ENTITY_DESC
PAR	Party Role	PRIPOD	PRI POD - Owner of Joint Payable on Death Account
PAR	Party Role	SECPOD	SEC POD - Joint Owner on a Payable on Death Account
PAR	Party Role	PRISUR	PRI SUR - Owner of a joint account with survivorship
PAR	Party Role	SECSUR	SEC SUR - J/O
PAR	Party Role	PRIJNT	PRI JNT - Multi-card CC owner's relationship to their own card
PAR	Party Role	MCCJNT	MCC JNT - Multi-card CC owner's relationship to J/O's card
PAR	Party Role	SECJNT	SEC JNT - Multi-card CC J/O's relationship to their own card
PAR	Party Role	MCAJNT	MCA JNT - Multi-card CC J/O's relationship to owner's card
PAR	Party Role	ISPACC	ISP ACC - Multi-card CC owner's relationship to USR's card
PAR	Party Role	USRACC	USR ACC - Auth user
PAR	Party Role	ISSACC	ISS ACC - Multi-card J/O's relationship to USR's card
PAR	Party Role	INDTRS	IND TRS - Individual Trust account
PAR	Party Role	INDTST	IND TST - Individual Trust account
PAR	Party Role	PRITRS	PRI TRS - Owner of a commercial Trust account
PAR	Party Role	SECTRS	SEC TRS - Joint owner of a commercial Trust account
PAR	Party Role	PRITST	PRI TST - Owner of a personal Trust account
PAR	Party Role	SECTST	SEC TST - Joint owner of a personal Trust account
PAR	Party Role	PRICGA	PRI CGA - Cadets Guardian account
PAR	Party Role	SECCGA	SEC CGA - Coast Guard Academy
PAR	Party Role	PRICOS	PRI COS - Owner, Cosigned Loan
PAR	Party Role	SECCOS	SEC COS - Cosigner of Loan
PAR	Party Role	PRIGSP	PRI GSP - Guardianship
PAR	Party Role	CUSUGM	CUS UGM - Custodian for Minor
PAT	Party Type	S	Small Medium Business
PAT	Party Type	I	Retail
PDG	Product Group	AX	American Express
PDG	Product Group	HE	Home Equity
PDG	Product Group	IR	IRA
PDG	Product Group	MC	Master Card
PDG	Product Group	MT	Mortgage (first and Home Equity)
PDG	Product Group	VL	Vehicle Lease (obsolete)
PDG	Product Group	SC	Share Certificates

Table B-1 (Cont.) List of Entity Codes

ENTITY_CODE	ENTITY_DESCRIPTION	SUB_ENTITY_CODE	SUB_ENTITY_DESC
PDG	Product Group	SH	Membership Share Savings
PDG	Product Group	SK	Checking
PDG	Product Group	SL	Student Loan
PDG	Product Group	VS	VISA
PDG	Product Group	OS	Other Savings (Money Market)
PFS	Profession Code	311415	Hydrographer
PFS	Profession Code	311499	Science Technicians nec
PFS	Profession Code	312113	Building Inspector
PFS	Profession Code	312114	Construction Estimator
PFS	Profession Code	312115	Plumbing Inspector
PFS	Profession Code	312116	Surveying or Spatial Science Technician
PFS	Profession Code	312199	Architectural, Building and Surveying Technicians nec
PFS	Profession Code	312212	Civil Engineering Technician
PFS	Profession Code	312311	Electrical Engineering Draftsperson
PFS	Profession Code	312312	Electrical Engineering Technician
PFS	Profession Code	312411	Electronic Engineering Draftsperson
PFS	Profession Code	312412	Electronic Engineering Technician
PFS	Profession Code	312511	Mechanical Engineering Draftsperson
PFS	Profession Code	312911	Maintenance Planner
PFS	Profession Code	312912	Metallurgical or Materials Technician
PFS	Profession Code	312913	Mine Deputy
PFS	Profession Code	312914	Other Draftsperson
PFS	Profession Code	312999	Building and Engineering Technicians nec
PFS	Profession Code	313113	Web Administrator
PFS	Profession Code	313199	ICT Support Technicians nec
PFS	Profession Code	313211	Radiocommunications Technician
PFS	Profession Code	313212	Telecommunications Field Engineer
PFS	Profession Code	313213	Telecommunications Network Planner
PFS	Profession Code	321111	Automotive Electrician
PFS	Profession Code	321211	Motor Mechanic (General)
PFS	Profession Code	321212	Diesel Motor Mechanic
PFS	Profession Code	321213	Motorcycle Mechanic
PFS	Profession Code	321214	Small Engine Mechanic
PFS	Profession Code	322111	Blacksmith
PFS	Profession Code	322112	Electroplater
PFS	Profession Code	322113	Farrier
PFS	Profession Code	322115	Metal Polisher
PFS	Profession Code	322211	Sheetmetal Trades Worker
PFS	Profession Code	322311	Metal Fabricator
PFS	Profession Code	322312	Pressure Welder
PFS	Profession Code	322313	Welder (First Class) (Aus) / Welder (NZ)

Table B-1 (Cont.) List of Entity Codes

ENTITY_CODE	ENTITY_DESCRIPTION	SUB_ENTITY_CODE	SUB_ENTITY_DESC
PFS	Profession Code	323111	Aircraft Maintenance Engineer (Avionics)
PFS	Profession Code	323211	Fitter (General)
PFS	Profession Code	323213	Fitter-Welder
PFS	Profession Code	323214	Metal Machinist (First Class)
PFS	Profession Code	323215	Textile, Clothing and Footwear Mechanic
PFS	Profession Code	323299	Metal Fitters and Machinists nec
PFS	Profession Code	323311	Engraver
PFS	Profession Code	323312	Gunsmith
PFS	Profession Code	323313	Locksmith
PFS	Profession Code	323315	Saw Doctor
PFS	Profession Code	323316	Watch and Clock Maker and Repairer
PFS	Profession Code	323411	Engineering Patternmaker
PFS	Profession Code	323412	Toolmaker
PFS	Profession Code	324111	Panelbeater
PFS	Profession Code	324211	Vehicle Body Builder
PFS	Profession Code	324212	Vehicle Trimmer
PFS	Profession Code	331111	Bricklayer
PFS	Profession Code	331112	Stonemason
PFS	Profession Code	331211	Carpenter and Joiner
PFS	Profession Code	331213	Joiner
PFS	Profession Code	332211	Painting Trades Worker
PFS	Profession Code	333111	Glazier
PFS	Profession Code	333211	Fibrous Plasterer
PFS	Profession Code	333212	Solid Plasterer
PFS	Profession Code	333411	Wall and Floor Tiler
PFS	Profession Code	334111	Plumber (General)
PFS	Profession Code	334112	Airconditioning and Mechanical Services Plumber
PFS	Profession Code	334113	Drainer / Drainlayer
PFS	Profession Code	341111	Electrician (General)
PFS	Profession Code	341112	Electrician (Special Class)
PFS	Profession Code	342111	Airconditioning and Refrigeration Mechanic
PFS	Profession Code	342211	Electrical Linesworker / Electrical Line Mechanic
PFS	Profession Code	342311	Business Machine Mechanic
PFS	Profession Code	342312	Communications Operator
PFS	Profession Code	342313	Electronic Equipment Trades Worker
PFS	Profession Code	342314	Electronic Instrument Trades Worker (General)
PFS	Profession Code	342315	Electronic Instrument Trades Worker (Special Class)
PFS	Profession Code	342411	Cabler (Data and Telecommunications)

Table B-1 (Cont.) List of Entity Codes

ENTITY_CODE	ENTITY_DESCRIPTION	SUB_ENTITY_CODE	SUB_ENTITY_DESC
PFS	Profession Code	342413	Telecommunications Linesworker / Telecommunications Line Mechanic
PFS	Profession Code	342414	Telecommunications Technician
PFS	Profession Code	351111	Baker
PFS	Profession Code	351211	Butcher or Smallgoods Maker
PFS	Profession Code	351311	Chef
PFS	Profession Code	351411	Cook
PFS	Profession Code	361113	Pet Groomer
PFS	Profession Code	361114	Zookeeper
PFS	Profession Code	361115	Kennel Hand
PFS	Profession Code	361116	Track Rider
PFS	Profession Code	362111	Florist
PFS	Profession Code	362312	Sports Turf Manager
PFS	Profession Code	362313	Sports Turf Trades Worker
PFS	Profession Code	362411	Nurseryperson
PFS	Profession Code	362511	Arborist
PFS	Profession Code	362611	Gardener (General)
PFS	Profession Code	362711	Landscape Gardener
PFS	Profession Code	363111	Aquaculture Supervisor
PFS	Profession Code	363112	Fishing Leading Hand
PFS	Profession Code	363114	Horticultural Supervisor or Specialist
PFS	Profession Code	363115	Senior Broadacre Crop and Livestock Farm Worker
PFS	Profession Code	363116	Senior Broadacre Crop Farm Worker
PFS	Profession Code	363117	Vineyard Supervisor
PFS	Profession Code	363211	Senior Beef Cattle Station Worker
PFS	Profession Code	363212	Senior Cattle and Sheep Farm Worker
PFS	Profession Code	363214	Senior Piggery Stockperson
PFS	Profession Code	363215	Senior Sheep Farm Worker
PFS	Profession Code	363299	Senior Livestock Farm Workers nec
PFS	Profession Code	363311	Shearer
PFS	Profession Code	363312	Wool Classer
PFS	Profession Code	392111	Print Finisher
PFS	Profession Code	392211	Graphic Pre-press Trades Worker
PFS	Profession Code	392311	Printing Machinist
PFS	Profession Code	392312	Small Offset Printer
PFS	Profession Code	393111	Canvas Goods Fabricator
PFS	Profession Code	393112	Leather Goods Maker
PFS	Profession Code	393211	Apparel Cutter
PFS	Profession Code	393212	Clothing Patternmaker
PFS	Profession Code	111211	Corporate General Manager
PFS	Profession Code	111212	Defence Force Senior Officer
PFS	Profession Code	111312	Member of Parliament

Table B-1 (Cont.) List of Entity Codes

ENTITY_CODE	ENTITY_DESCRIPTION	SUB_ENTITY_CODE	SUB_ENTITY_DESC
PFS	Profession Code	111399	Legislators nec
PFS	Profession Code	121111	Aquaculture Farmer
PFS	Profession Code	121312	Beef Cattle Farmer
PFS	Profession Code	121314	Deer Farmer
PFS	Profession Code	121315	Goat Farmer
PFS	Profession Code	121316	Horse Breeder
PFS	Profession Code	121318	Pig Farmer
PFS	Profession Code	121323	Mixed Cattle and Sheep Farmer
PFS	Profession Code	121511	Cotton Grower
PFS	Profession Code	121512	Grain, Oilseed, Pulse or Pasture Grower / Field Crop Grower
PFS	Profession Code	121513	Sugar Cane Grower
PFS	Profession Code	121599	Broadacre Crop Growers nec
PFS	Profession Code	121611	Flower Grower
PFS	Profession Code	121613	Nut Grower
PFS	Profession Code	121614	Production Nursery Grower
PFS	Profession Code	121615	Turf Grower
PFS	Profession Code	121616	Vegetable Grower (Aus) / Market Gardener (NZ)
PFS	Profession Code	121699	Horticultural Crop Growers nec
PFS	Profession Code	121711	Broadacre Crop and Livestock Farmer
PFS	Profession Code	121799	Mixed Production Farmers nec
PFS	Profession Code	131112	Sales and Marketing Manager
PFS	Profession Code	132211	Finance Manager
PFS	Profession Code	132311	Human Resource Manager
PFS	Profession Code	132411	Policy and Planning Manager
PFS	Profession Code	132511	Research and Development Manager
PFS	Profession Code	133111	Construction Project Manager
PFS	Profession Code	133112	Project Builder
PFS	Profession Code	133311	Importer or Exporter
PFS	Profession Code	133312	Wholesaler
PFS	Profession Code	133411	Manufacturer
PFS	Profession Code	133511	Production Manager (Forestry)
PFS	Profession Code	133512	Production Manager (Manufacturing)
PFS	Profession Code	133611	Supply and Distribution Manager
PFS	Profession Code	133612	Procurement Manager
PFS	Profession Code	134111	Child Care Centre Manager
PFS	Profession Code	134211	Medical Administrator / Medical Superintendent
PFS	Profession Code	134212	Nursing Clinical Director
PFS	Profession Code	134214	Welfare Centre Manager
PFS	Profession Code	134311	School Principal
PFS	Profession Code	134411	Faculty Head

Table B-1 (Cont.) List of Entity Codes

ENTITY_CODE	ENTITY_DESCRIPTION	SUB_ENTITY_CODE	SUB_ENTITY_DESC
PFS	Profession Code	134412	Regional Education Manager
PFS	Profession Code	135111	Chief Information Officer
PFS	Profession Code	135112	ICT Project Manager
PFS	Profession Code	135199	ICT Managers nec
PFS	Profession Code	139111	Commissioned Defence Force Officer
PFS	Profession Code	139113	Commissioned Police Officer
PFS	Profession Code	139211	Senior Non-commissioned Defence Force Member
PFS	Profession Code	139911	Arts Administrator or Manager
PFS	Profession Code	139912	Environmental Manager
PFS	Profession Code	139913	Laboratory Manager
PFS	Profession Code	139914	Quality Assurance Manager
PFS	Profession Code	139999	Specialist Managers nec
PFS	Profession Code	141111	Cafe or Restaurant Manager
PFS	Profession Code	141211	Caravan Park and Camping Ground Manager
PFS	Profession Code	141311	Hotel or Motel Manager
PFS	Profession Code	141411	Licensed Club Manager
PFS	Profession Code	141912	Retirement Village Manager
PFS	Profession Code	141999	Accommodation and Hospitality Managers nec
PFS	Profession Code	142111	Retail Manager (General)
PFS	Profession Code	142112	Antique Dealer
PFS	Profession Code	142115	Post Office Manager
PFS	Profession Code	149111	Amusement Centre Manager
PFS	Profession Code	149112	Fitness Centre Manager
PFS	Profession Code	149113	Sports Centre Manager
PFS	Profession Code	149211	Call or Contact Centre Manager
PFS	Profession Code	149212	Customer Service Manager
PFS	Profession Code	149411	Fleet Manager
PFS	Profession Code	149412	Railway Station Manager
PFS	Profession Code	149413	Transport Company Manager
PFS	Profession Code	149911	Boarding Kennel or Cattery Operator
PFS	Profession Code	149912	Cinema or Theatre Manager
PFS	Profession Code	149913	Facilities Manager
PFS	Profession Code	149915	Equipment Hire Manager
PFS	Profession Code	149999	Hospitality, Retail and Service Managers nec
PFS	Profession Code	211111	Actor
PFS	Profession Code	211112	Dancer or Choreographer
PFS	Profession Code	211113	Entertainer or Variety Artist
PFS	Profession Code	211211	Composer
PFS	Profession Code	211212	Music Director

Table B-1 (Cont.) List of Entity Codes

ENTITY_CODE	ENTITY_DESCRIPTION	SUB_ENTITY_CODE	SUB_ENTITY_DESC
PFS	Profession Code	211214	Singer
PFS	Profession Code	211299	Music Professionals nec
PFS	Profession Code	211311	Photographer
PFS	Profession Code	211412	Potter or Ceramic Artist
PFS	Profession Code	211413	Sculptor
PFS	Profession Code	211499	Visual Arts and Crafts Professionals nec
PFS	Profession Code	212112	Media Producer (excluding Video)
PFS	Profession Code	212113	Radio Presenter
PFS	Profession Code	212114	Television Presenter
PFS	Profession Code	212211	Author
PFS	Profession Code	212311	Art Director (Film, Television or Stage)
PFS	Profession Code	212312	Director (Film, Television, Radio or Stage)
PFS	Profession Code	212313	Director of Photography
PFS	Profession Code	212314	Film and Video Editor
PFS	Profession Code	212315	Program Director (Television or Radio)
PFS	Profession Code	212318	Video Producer
PFS	Profession Code	212399	Film, Television, Radio and Stage Directors nec
PFS	Profession Code	212411	Copywriter
PFS	Profession Code	212412	Newspaper or Periodical Editor
PFS	Profession Code	212413	Print Journalist
PFS	Profession Code	212415	Technical Writer
PFS	Profession Code	212499	Journalists and Other Writers nec
PFS	Profession Code	221111	Accountant (General)
PFS	Profession Code	221113	Taxation Accountant
PFS	Profession Code	221211	Company Secretary
PFS	Profession Code	221213	External Auditor
PFS	Profession Code	222111	Commodities Trader
PFS	Profession Code	222112	Finance Broker
PFS	Profession Code	222113	Insurance Broker
PFS	Profession Code	222199	Financial Brokers nec
PFS	Profession Code	222212	Futures Trader
PFS	Profession Code	222213	Stockbroking Dealer
PFS	Profession Code	222299	Financial Dealers nec
PFS	Profession Code	222311	Financial Investment Adviser
PFS	Profession Code	222312	Financial Investment Manager
PFS	Profession Code	223112	Recruitment Consultant
PFS	Profession Code	223113	Workplace Relations Adviser
PFS	Profession Code	224111	Actuary
PFS	Profession Code	224112	Mathematician
PFS	Profession Code	224113	Statistician
PFS	Profession Code	224211	Archivist

Table B-1 (Cont.) List of Entity Codes

ENTITY_CODE	ENTITY_DESCRIPTION	SUB_ENTITY_CODE	SUB_ENTITY_DESC
PFS	Profession Code	224212	Gallery or Museum Curator
PFS	Profession Code	224213	Health Information Manager
PFS	Profession Code	224214	Records Manager
PFS	Profession Code	224411	Intelligence Officer
PFS	Profession Code	224412	Policy Analyst
PFS	Profession Code	224512	Valuer
PFS	Profession Code	224611	Librarian
PFS	Profession Code	224712	Organisation and Methods Analyst
PFS	Profession Code	224912	Liaison Officer
PFS	Profession Code	224913	Migration Agent / Immigration Consultant
PFS	Profession Code	224914	Patents Examiner
PFS	Profession Code	224999	Information and Organisation Professionals nec
PFS	Profession Code	225112	Market Research Analyst
PFS	Profession Code	225113	Marketing Specialist
PFS	Profession Code	225114	Content Creator (Marketing)
PFS	Profession Code	225115	Digital Marketing Analyst
PFS	Profession Code	225211	ICT Account Manager
PFS	Profession Code	225213	ICT Sales Representative
PFS	Profession Code	225311	Public Relations Professional
PFS	Profession Code	225411	Sales Representative (Industrial Products)
PFS	Profession Code	225412	Sales Representative (Medical and Pharmaceutical Products)
PFS	Profession Code	231111	Aeroplane Pilot
PFS	Profession Code	231112	Air Traffic Controller
PFS	Profession Code	231114	Helicopter Pilot
PFS	Profession Code	231211	Master Fisher
PFS	Profession Code	231212	Ships Engineer
PFS	Profession Code	231213	Ships Master
PFS	Profession Code	231214	Ships Officer
PFS	Profession Code	231299	Marine Transport Professionals nec
PFS	Profession Code	232111	Architect
PFS	Profession Code	232112	Landscape Architect
PFS	Profession Code	232212	Surveyor
PFS	Profession Code	232214	Other Spatial Scientist
PFS	Profession Code	232311	Fashion Designer
PFS	Profession Code	232312	Industrial Designer
PFS	Profession Code	232313	Jewellery Designer
PFS	Profession Code	232412	Illustrator
PFS	Profession Code	232413	Multimedia Designer
PFS	Profession Code	232414	Web Designer

Table B-1 (Cont.) List of Entity Codes

ENTITY_CODE	ENTITY_DESCRIPTION	SUB_ENTITY_CODE	SUB_ENTITY_DESC
PFS	Profession Code	232511	Interior Designer
PFS	Profession Code	232611	Urban and Regional Planner
PFS	Profession Code	233112	Materials Engineer
PFS	Profession Code	233211	Civil Engineer
PFS	Profession Code	233212	Geotechnical Engineer
PFS	Profession Code	233213	Quantity Surveyor
PFS	Profession Code	233311	Electrical Engineer
PFS	Profession Code	233511	Industrial Engineer
PFS	Profession Code	233512	Mechanical Engineer
PFS	Profession Code	233513	Production or Plant Engineer
PFS	Profession Code	233611	Mining Engineer (excluding Petroleum)
PFS	Profession Code	233612	Petroleum Engineer
PFS	Profession Code	233912	Agricultural Engineer
PFS	Profession Code	233913	Biomedical Engineer
PFS	Profession Code	233914	Engineering Technologist
PFS	Profession Code	233915	Environmental Engineer
PFS	Profession Code	233916	Naval Architect / Marine Designer
PFS	Profession Code	234111	Agricultural Consultant
PFS	Profession Code	234113	Forester / Forest Scientist
PFS	Profession Code	234114	Agricultural Research Scientist
PFS	Profession Code	234115	Agronomist
PFS	Profession Code	234116	Aquaculture or Fisheries Scientist
PFS	Profession Code	234212	Food Technologist
PFS	Profession Code	234312	Environmental Consultant
PFS	Profession Code	234313	Environmental Research Scientist
PFS	Profession Code	234314	Park Ranger
PFS	Profession Code	234399	Environmental Scientists nec
PFS	Profession Code	234412	Geophysicist
PFS	Profession Code	234413	Hydrogeologist
PFS	Profession Code	234511	Life Scientist (General)
PFS	Profession Code	234514	Biotechnologist
PFS	Profession Code	234515	Botanist
PFS	Profession Code	234517	Microbiologist
PFS	Profession Code	234521	Entomologist
PFS	Profession Code	234599	Life Scientists nec
PFS	Profession Code	234611	Medical Laboratory Scientist
PFS	Profession Code	234612	Respiratory Scientist
PFS	Profession Code	234711	Veterinarian
PFS	Profession Code	234912	Metallurgist
PFS	Profession Code	234913	Meteorologist
PFS	Profession Code	234915	Exercise Physiologist

Table B-1 (Cont.) List of Entity Codes

ENTITY_CODE	ENTITY_DESCRIPTION	SUB_ENTITY_CODE	SUB_ENTITY_DESC
PFS	Profession Code	234999	Natural and Physical Science Professionals nec
PFS	Profession Code	241112	Kaiako Kohanga Reo (Māori Language Nest Teacher)
PFS	Profession Code	241211	Kaiako Kura Kaupapa Māori (Māori-medium Primary School Teacher)
PFS	Profession Code	241212	Pouako Kura Kaupapa Māori (Māori-medium Primary School Senior Teacher)
PFS	Profession Code	241213	Primary School Teacher
PFS	Profession Code	241311	Middle School Teacher / Intermediate School Teacher
PFS	Profession Code	241511	Special Needs Teacher
PFS	Profession Code	241512	Teacher of the Hearing Impaired
PFS	Profession Code	241599	Special Education Teachers nec
PFS	Profession Code	242112	University Tutor
PFS	Profession Code	242211	Vocational Education Teacher / Polytechnic Teacher
PFS	Profession Code	249111	Education Adviser
PFS	Profession Code	249112	Education Reviewer
PFS	Profession Code	249212	Dance Teacher (Private Tuition)
PFS	Profession Code	249214	Music Teacher (Private Tuition)
PFS	Profession Code	249299	Private Tutors and Teachers nec
PFS	Profession Code	249311	Teacher of English to Speakers of Other Languages
PFS	Profession Code	251111	Dietitian
PFS	Profession Code	251112	Nutritionist
PFS	Profession Code	251211	Medical Diagnostic Radiographer
PFS	Profession Code	251213	Nuclear Medicine Technologist
PFS	Profession Code	251214	Sonographer
PFS	Profession Code	251311	Environmental Health Officer
PFS	Profession Code	251312	Occupational Health and Safety Adviser
PFS	Profession Code	251412	Orthoptist
PFS	Profession Code	251511	Hospital Pharmacist
PFS	Profession Code	251911	Health Promotion Officer
PFS	Profession Code	251912	Orthotist or Prosthetist
PFS	Profession Code	251999	Health Diagnostic and Promotion Professionals nec
PFS	Profession Code	252112	Osteopath
PFS	Profession Code	252211	Acupuncturist
PFS	Profession Code	252212	Homoeopath
PFS	Profession Code	252213	Naturopath
PFS	Profession Code	252299	Complementary Health Therapists nec
PFS	Profession Code	252311	Dental Specialist
PFS	Profession Code	252312	Dentist

Table B-1 (Cont.) List of Entity Codes

ENTITY_CODE	ENTITY_DESCRIPTION	SUB_ENTITY_CODE	SUB_ENTITY_DESC
PFS	Profession Code	252511	Physiotherapist
PFS	Profession Code	252611	Podiatrist
PFS	Profession Code	252711	Audiologist
PFS	Profession Code	252712	Speech Pathologist / Speech Language Therapist
PFS	Profession Code	253112	Resident Medical Officer
PFS	Profession Code	253211	Anaesthetist
PFS	Profession Code	253311	Specialist Physician (General Medicine)
PFS	Profession Code	253312	Cardiologist
PFS	Profession Code	253313	Clinical Haematologist
PFS	Profession Code	253315	Endocrinologist
PFS	Profession Code	253316	Gastroenterologist
PFS	Profession Code	253317	Intensive Care Specialist
PFS	Profession Code	253318	Neurologist
PFS	Profession Code	253321	Paediatrician
PFS	Profession Code	253323	Rheumatologist
PFS	Profession Code	253324	Thoracic Medicine Specialist
PFS	Profession Code	253399	Specialist Physicians nec
PFS	Profession Code	253411	Psychiatrist
PFS	Profession Code	253511	Surgeon (General)
PFS	Profession Code	253513	Neurosurgeon
PFS	Profession Code	253515	Otorhinolaryngologist
PFS	Profession Code	253517	Plastic and Reconstructive Surgeon
PFS	Profession Code	253518	Urologist
PFS	Profession Code	253521	Vascular Surgeon
PFS	Profession Code	253911	Dermatologist
PFS	Profession Code	253913	Obstetrician and Gynaecologist
PFS	Profession Code	253914	Ophthalmologist
PFS	Profession Code	253915	Pathologist
PFS	Profession Code	253917	Diagnostic and Interventional Radiologist
PFS	Profession Code	253918	Radiation Oncologist
PFS	Profession Code	253999	Medical Practitioners nec
PFS	Profession Code	254211	Nurse Educator
PFS	Profession Code	254212	Nurse Researcher
PFS	Profession Code	254311	Nurse Manager
PFS	Profession Code	254412	Registered Nurse (Aged Care)
PFS	Profession Code	254413	Registered Nurse (Child and Family Health)
PFS	Profession Code	254414	Registered Nurse (Community Health)
PFS	Profession Code	254416	Registered Nurse (Developmental Disability)
PFS	Profession Code	254418	Registered Nurse (Medical)

Table B-1 (Cont.) List of Entity Codes

ENTITY_CODE	ENTITY_DESCRIPTION	SUB_ENTITY_CODE	SUB_ENTITY_DESC
PFS	Profession Code	254422	Registered Nurse (Mental Health)
PFS	Profession Code	254423	Registered Nurse (Perioperative)
PFS	Profession Code	254424	Registered Nurse (Surgical)
PFS	Profession Code	254425	Registered Nurse (Paediatrics)
PFS	Profession Code	254499	Registered Nurses nec
PFS	Profession Code	261111	ICT Business Analyst
PFS	Profession Code	261112	Systems Analyst
PFS	Profession Code	261211	Multimedia Specialist
PFS	Profession Code	261212	Web Developer
PFS	Profession Code	261311	Analyst Programmer
PFS	Profession Code	261312	Developer Programmer
PFS	Profession Code	261313	Software Engineer
PFS	Profession Code	261314	Software Tester
PFS	Profession Code	261316	Devops Engineer
PFS	Profession Code	261317	Penetration Tester
PFS	Profession Code	261399	Software and Applications Programmers nec
PFS	Profession Code	262111	Database Administrator
PFS	Profession Code	262113	Systems Administrator
PFS	Profession Code	262115	Cyber Security Advice and Assessment Specialist
PFS	Profession Code	262116	Cyber Security Analyst
PFS	Profession Code	262117	Cyber Security Architect
PFS	Profession Code	262118	Cyber Security Operations Coordinator
PFS	Profession Code	263111	Computer Network and Systems Engineer
PFS	Profession Code	263112	Network Administrator
PFS	Profession Code	263113	Network Analyst
PFS	Profession Code	263211	ICT Quality Assurance Engineer
PFS	Profession Code	263299	ICT Support and Test Engineers nec
PFS	Profession Code	263311	Telecommunications Engineer
PFS	Profession Code	263312	Telecommunications Network Engineer
PFS	Profession Code	271211	Judge
PFS	Profession Code	271212	Magistrate
PFS	Profession Code	271214	Intellectual Property Lawyer
PFS	Profession Code	271299	Judicial and Other Legal Professionals nec
PFS	Profession Code	271311	Solicitor
PFS	Profession Code	272111	Careers Counsellor
PFS	Profession Code	272112	Drug and Alcohol Counsellor
PFS	Profession Code	272114	Rehabilitation Counsellor
PFS	Profession Code	272115	Student Counsellor
PFS	Profession Code	272211	Minister of Religion

Table B-1 (Cont.) List of Entity Codes

ENTITY_CODE	ENTITY_DESCRIPTION	SUB_ENTITY_CODE	SUB_ENTITY_DESC
PFS	Profession Code	272311	Clinical Psychologist
PFS	Profession Code	272312	Educational Psychologist
PFS	Profession Code	272313	Organisational Psychologist
PFS	Profession Code	272411	Historian
PFS	Profession Code	272412	Interpreter
PFS	Profession Code	272414	Archaeologist
PFS	Profession Code	272499	Social Professionals nec
PFS	Profession Code	272611	Community Arts Worker
PFS	Profession Code	272612	Recreation Officer / Recreation Coordinator
PFS	Profession Code	272613	Welfare Worker
PFS	Profession Code	311112	Agricultural and Agritech Technician
PFS	Profession Code	311115	Irrigation Designer
PFS	Profession Code	311211	Anaesthetic Technician
PFS	Profession Code	311212	Cardiac Technician
PFS	Profession Code	311213	Medical Laboratory Technician
PFS	Profession Code	311214	Operating Theatre Technician
PFS	Profession Code	311215	Pharmacy Technician
PFS	Profession Code	311299	Medical Technicians nec
PFS	Profession Code	311311	Fisheries Officer
PFS	Profession Code	311312	Meat Inspector
PFS	Profession Code	311314	Primary Products Quality Assurance Officer
PFS	Profession Code	311399	Primary Products Assurance and Inspection Officers nec
PFS	Profession Code	311411	Chemistry Technician
PFS	Profession Code	311412	Earth Science Technician
PFS	Profession Code	311414	School Laboratory Technician
PFS	Profession Code	251513	Retail Pharmacist
PFS	Profession Code	272199	Counsellors nec
PFS	Profession Code	311114	Aquaculture or Fisheries Technician
PFS	Profession Code	452111	Fitness Instructor
PFS	Profession Code	452323	Other Sports Official
PFS	Profession Code	711712	Hide and Skin Processing Machine Operator
PFS	Profession Code	839912	Chemical Plant Worker
PFS	Profession Code	842312	Cattle and Sheep Farm Worker
PFS	Profession Code	891111	Freight Handler (Rail or Road)
PFS	Profession Code	899921	Ticket Collector or Usher
PFS	Profession Code	393213	Dressmaker or Tailor
PFS	Profession Code	393299	Clothing Trades Workers nec
PFS	Profession Code	394111	Cabinetmaker
PFS	Profession Code	394211	Furniture Finisher

Table B-1 (Cont.) List of Entity Codes

ENTITY_CODE	ENTITY_DESCRIPTION	SUB_ENTITY_CODE	SUB_ENTITY_DESC
PFS	Profession Code	394213	Wood Machinist
PFS	Profession Code	394214	Wood Turner
PFS	Profession Code	394299	Wood Machinists and Other Wood Trades Workers nec
PFS	Profession Code	399111	Boat Builder and Repairer
PFS	Profession Code	399211	Chemical Plant Operator
PFS	Profession Code	399212	Gas or Petroleum Operator
PFS	Profession Code	399213	Power Generation Plant Operator
PFS	Profession Code	399312	Library Technician
PFS	Profession Code	399511	Broadcast Transmitter Operator
PFS	Profession Code	399512	Camera Operator (Film, Television or Video)
PFS	Profession Code	399514	Make Up Artist
PFS	Profession Code	399515	Musical Instrument Maker or Repairer
PFS	Profession Code	399517	Television Equipment Operator
PFS	Profession Code	399599	Performing Arts Technicians nec
PFS	Profession Code	399611	Signwriter
PFS	Profession Code	399911	Diver
PFS	Profession Code	399913	Optical Dispenser / Dispensing Optician
PFS	Profession Code	399914	Optical Mechanic
PFS	Profession Code	399915	Photographers Assistant
PFS	Profession Code	399916	Plastics Technician
PFS	Profession Code	399918	Fire Protection Equipment Technician
PFS	Profession Code	411111	Ambulance Officer
PFS	Profession Code	411112	Intensive Care Ambulance Paramedic (Aus) / Ambulance Paramedic (NZ)
PFS	Profession Code	411211	Dental Hygienist
PFS	Profession Code	411212	Dental Prosthetist
PFS	Profession Code	411213	Dental Technician
PFS	Profession Code	411311	Diversional Therapist
PFS	Profession Code	411511	Aboriginal and Torres Strait Islander Health Worker
PFS	Profession Code	411512	Kaiāwhina (Hauora) (Māori Health Assistant)
PFS	Profession Code	411611	Massage Therapist
PFS	Profession Code	411711	Community Worker
PFS	Profession Code	411712	Disabilities Services Officer
PFS	Profession Code	411714	Parole or Probation Officer
PFS	Profession Code	411715	Residential Care Officer
PFS	Profession Code	411716	Youth Worker
PFS	Profession Code	421111	Child Care Worker
PFS	Profession Code	421112	Family Day Care Worker
PFS	Profession Code	421114	Out of School Hours Care Worker

Table B-1 (Cont.) List of Entity Codes

ENTITY_CODE	ENTITY_DESCRIPTION	SUB_ENTITY_CODE	SUB_ENTITY_DESC
PFS	Profession Code	422111	Aboriginal and Torres Strait Islander Education Worker
PFS	Profession Code	422112	Integration Aide
PFS	Profession Code	422115	Preschool Aide
PFS	Profession Code	422116	Teachers Aide
PFS	Profession Code	423111	Aged or Disabled Carer
PFS	Profession Code	423211	Dental Assistant
PFS	Profession Code	423312	Nursing Support Worker
PFS	Profession Code	423313	Personal Care Assistant
PFS	Profession Code	423314	Therapy Aide
PFS	Profession Code	423411	Child or Youth Residential Care Assistant
PFS	Profession Code	423412	Hostel Parent
PFS	Profession Code	423413	Refuge Worker
PFS	Profession Code	431112	Barista
PFS	Profession Code	431211	Cafe Worker
PFS	Profession Code	431311	Gaming Worker
PFS	Profession Code	431411	Hotel Service Manager
PFS	Profession Code	431911	Bar Useful or Busser
PFS	Profession Code	431912	Doorperson or Luggage Porter
PFS	Profession Code	431999	Hospitality Workers nec
PFS	Profession Code	441111	Defence Force Member - Other Ranks
PFS	Profession Code	441212	Fire Fighter
PFS	Profession Code	441311	Detective
PFS	Profession Code	441312	Police Officer
PFS	Profession Code	442211	Alarm, Security or Surveillance Monitor
PFS	Profession Code	442212	Armoured Car Escort
PFS	Profession Code	442214	Private Investigator
PFS	Profession Code	442215	Retail Loss Prevention Officer
PFS	Profession Code	442216	Security Consultant
PFS	Profession Code	442217	Security Officer
PFS	Profession Code	442299	Security Officers and Guards nec
PFS	Profession Code	451211	Driving Instructor
PFS	Profession Code	451311	Funeral Director
PFS	Profession Code	451411	Gallery or Museum Guide
PFS	Profession Code	451412	Tour Guide
PFS	Profession Code	451512	Weight Loss Consultant
PFS	Profession Code	451513	Herbalist (Western)
PFS	Profession Code	451611	Tourist Information Officer
PFS	Profession Code	451612	Travel Consultant
PFS	Profession Code	451799	Travel Attendants nec
PFS	Profession Code	451811	Civil Celebrant
PFS	Profession Code	451813	Sex Worker or Escort

Table B-1 (Cont.) List of Entity Codes

ENTITY_CODE	ENTITY_DESCRIPTION	SUB_ENTITY_CODE	SUB_ENTITY_DESC
PFS	Profession Code	451814	Body Artist
PFS	Profession Code	451815	First Aid Trainer
PFS	Profession Code	451816	Religious Assistant
PFS	Profession Code	451899	Personal Service Workers nec
PFS	Profession Code	452211	Bungy Jump Master
PFS	Profession Code	452213	Hunting Guide
PFS	Profession Code	452214	Mountain or Glacier Guide
PFS	Profession Code	452216	Trekking Guide
PFS	Profession Code	452217	Whitewater Rafting Guide
PFS	Profession Code	452311	Diving Instructor (Open Water)
PFS	Profession Code	452312	Gymnastics Coach or Instructor
PFS	Profession Code	452313	Horse Riding Coach or Instructor
PFS	Profession Code	452314	Snowsport Instructor
PFS	Profession Code	452315	Swimming Coach or Instructor
PFS	Profession Code	452317	Other Sports Coach or Instructor
PFS	Profession Code	452321	Sports Development Officer
PFS	Profession Code	452322	Sports Umpire
PFS	Profession Code	452411	Footballer
PFS	Profession Code	452412	Golfer
PFS	Profession Code	452413	Jockey
PFS	Profession Code	452414	Lifeguard
PFS	Profession Code	511111	Contract Administrator
PFS	Profession Code	511112	Program or Project Administrator
PFS	Profession Code	512111	Office Manager
PFS	Profession Code	512211	Health Practice Manager
PFS	Profession Code	512299	Practice Managers nec
PFS	Profession Code	521211	Secretary (General)
PFS	Profession Code	531111	General Clerk
PFS	Profession Code	532112	Machine Shorthand Reporter
PFS	Profession Code	532113	Word Processing Operator
PFS	Profession Code	541112	Call or Contact Centre Operator
PFS	Profession Code	542111	Receptionist (General)
PFS	Profession Code	542113	Hotel or Motel Receptionist
PFS	Profession Code	542114	Medical Receptionist
PFS	Profession Code	551111	Accounts Clerk
PFS	Profession Code	551112	Cost Clerk
PFS	Profession Code	551211	Bookkeeper
PFS	Profession Code	552111	Bank Worker
PFS	Profession Code	552211	Credit or Loans Officer (Aus) / Finance Clerk (NZ)
PFS	Profession Code	552312	Insurance Consultant
PFS	Profession Code	552313	Money Market Clerk

Table B-1 (Cont.) List of Entity Codes

ENTITY_CODE	ENTITY_DESCRIPTION	SUB_ENTITY_CODE	SUB_ENTITY_DESC
PFS	Profession Code	561111	Betting Agency Counter Clerk
PFS	Profession Code	561112	Bookmakers Clerk
PFS	Profession Code	561113	Telephone Betting Clerk
PFS	Profession Code	561199	Betting Clerks nec
PFS	Profession Code	561211	Courier
PFS	Profession Code	561311	Filing or Registry Clerk
PFS	Profession Code	561411	Mail Clerk
PFS	Profession Code	561511	Survey Interviewer
PFS	Profession Code	561611	Switchboard Operator
PFS	Profession Code	561911	Classified Advertising Clerk
PFS	Profession Code	561999	Clerical and Office Support Workers nec
PFS	Profession Code	591112	Production Clerk
PFS	Profession Code	591113	Purchasing Officer
PFS	Profession Code	591115	Stock Clerk
PFS	Profession Code	591116	Warehouse Administrator
PFS	Profession Code	591211	Despatching and Receiving Clerk
PFS	Profession Code	591212	Import-Export Clerk
PFS	Profession Code	599111	Conveyancer
PFS	Profession Code	599112	Legal Executive
PFS	Profession Code	599212	Court Bailiff or Sheriff (Aus) / Court Collections Officer (NZ)
PFS	Profession Code	599213	Court Orderly (Aus) / Court Registry Officer (NZ)
PFS	Profession Code	599214	Law Clerk
PFS	Profession Code	599215	Trust Officer
PFS	Profession Code	599511	Customs Officer
PFS	Profession Code	599512	Immigration Officer
PFS	Profession Code	599513	Motor Vehicle Licence Examiner
PFS	Profession Code	599515	Social Security Assessor
PFS	Profession Code	599516	Taxation Inspector
PFS	Profession Code	599518	Transport Operations Inspector
PFS	Profession Code	599521	Water Inspector
PFS	Profession Code	599599	Inspectors and Regulatory Officers nec
PFS	Profession Code	599611	Insurance Investigator
PFS	Profession Code	599613	Insurance Risk Surveyor
PFS	Profession Code	599711	Library Assistant
PFS	Profession Code	599912	Production Assistant (Film, Television, Radio or Stage)
PFS	Profession Code	599913	Proof Reader
PFS	Profession Code	599914	Radio Despatcher
PFS	Profession Code	599916	Facilities Administrator
PFS	Profession Code	611111	Auctioneer
PFS	Profession Code	611112	Stock and Station Agent

Table B-1 (Cont.) List of Entity Codes

ENTITY_CODE	ENTITY_DESCRIPTION	SUB_ENTITY_CODE	SUB_ENTITY_DESC
PFS	Profession Code	611211	Insurance Agent
PFS	Profession Code	611311	Sales Representative (Building and Plumbing Supplies)
PFS	Profession Code	611312	Sales Representative (Business Services)
PFS	Profession Code	611313	Sales Representative (Motor Vehicle Parts and Accessories)
PFS	Profession Code	611314	Sales Representative (Personal and Household Goods)
PFS	Profession Code	612111	Business Broker
PFS	Profession Code	612112	Property Manager
PFS	Profession Code	612113	Real Estate Agency Principal / Real Estate Agency Licensee
PFS	Profession Code	612114	Real Estate Agent
PFS	Profession Code	612115	Real Estate Representative
PFS	Profession Code	621211	ICT Sales Assistant
PFS	Profession Code	621312	Motor Vehicle Parts Interpreter / Automotive Parts Salesperson
PFS	Profession Code	621411	Pharmacy Sales Assistant
PFS	Profession Code	621611	Service Station Attendant
PFS	Profession Code	621711	Cash Van Salesperson
PFS	Profession Code	621712	Door-to-door Salesperson
PFS	Profession Code	621911	Materials Recycler
PFS	Profession Code	621912	Rental Salesperson
PFS	Profession Code	621999	Sales Assistants and Salespersons nec
PFS	Profession Code	631111	Checkout Operator
PFS	Profession Code	639111	Model
PFS	Profession Code	639112	Sales Demonstrator
PFS	Profession Code	639211	Retail Buyer
PFS	Profession Code	639212	Wool Buyer
PFS	Profession Code	639311	Telemarketer
PFS	Profession Code	639412	Transport Conductor
PFS	Profession Code	639511	Visual Merchandiser
PFS	Profession Code	639911	Other Sales Support Worker
PFS	Profession Code	711111	Clay Products Machine Operator
PFS	Profession Code	711114	Stone Processing Machine Operator
PFS	Profession Code	711199	Clay, Concrete, Glass and Stone Processing Machine Operators nec
PFS	Profession Code	711211	Industrial Spraypainter
PFS	Profession Code	711311	Paper Products Machine Operator
PFS	Profession Code	711313	Sawmilling Operator
PFS	Profession Code	711411	Photographic Developer and Printer
PFS	Profession Code	711512	Plastic Compounding and Reclamation Machine Operator

Table B-1 (Cont.) List of Entity Codes

ENTITY_CODE	ENTITY_DESCRIPTION	SUB_ENTITY_CODE	SUB_ENTITY_DESC
PFS	Profession Code	711513	Plastics Fabricator or Welder
PFS	Profession Code	711514	Plastics Production Machine Operator (General)
PFS	Profession Code	711515	Reinforced Plastic and Composite Production Worker
PFS	Profession Code	711516	Rubber Production Machine Operator
PFS	Profession Code	711599	Plastics and Rubber Production Machine Operators nec
PFS	Profession Code	711611	Sewing Machinist
PFS	Profession Code	711713	Knitting Machine Operator
PFS	Profession Code	711714	Textile Dyeing and Finishing Machine Operator
PFS	Profession Code	711715	Weaving Machine Operator
PFS	Profession Code	711716	Yarn Carding and Spinning Machine Operator
PFS	Profession Code	711799	Textile and Footwear Production Machine Operators nec
PFS	Profession Code	711911	Chemical Production Machine Operator
PFS	Profession Code	711912	Motion Picture Projectionist
PFS	Profession Code	711914	Sterilisation Technician
PFS	Profession Code	711999	Machine Operators nec
PFS	Profession Code	712111	Crane, Hoist or Lift Operator
PFS	Profession Code	712211	Driller
PFS	Profession Code	712311	Engineering Production Worker
PFS	Profession Code	712911	Boiler or Engine Operator
PFS	Profession Code	712912	Bulk Materials Handling Plant Operator
PFS	Profession Code	712914	Concrete Batching Plant Operator
PFS	Profession Code	712915	Concrete Pump Operator
PFS	Profession Code	712917	Railway Signal Operator
PFS	Profession Code	712918	Train Controller
PFS	Profession Code	712921	Waste Water or Water Plant Operator
PFS	Profession Code	712922	Weighbridge Operator
PFS	Profession Code	712999	Stationary Plant Operators nec
PFS	Profession Code	721111	Agricultural and Horticultural Mobile Plant Operator
PFS	Profession Code	721211	Earthmoving Plant Operator (General)
PFS	Profession Code	721212	Backhoe Operator
PFS	Profession Code	721214	Excavator Operator
PFS	Profession Code	721215	Grader Operator
PFS	Profession Code	721216	Loader Operator
PFS	Profession Code	721912	Linemarkers
PFS	Profession Code	721913	Paving Plant Operator
PFS	Profession Code	721914	Railway Track Plant Operator
PFS	Profession Code	721915	Road Roller Operator

Table B-1 (Cont.) List of Entity Codes

ENTITY_CODE	ENTITY_DESCRIPTION	SUB_ENTITY_CODE	SUB_ENTITY_DESC
PFS	Profession Code	721916	Streetsweeper Operator
PFS	Profession Code	721999	Mobile Plant Operators nec
PFS	Profession Code	731111	Chauffeur
PFS	Profession Code	731112	Taxi Driver
PFS	Profession Code	731211	Bus Driver
PFS	Profession Code	731212	Charter and Tour Bus Driver
PFS	Profession Code	731213	Passenger Coach Driver
PFS	Profession Code	731311	Train Driver
PFS	Profession Code	731312	Tram Driver
PFS	Profession Code	733111	Truck Driver (General)
PFS	Profession Code	733114	Tanker Driver
PFS	Profession Code	733115	Tow Truck Driver
PFS	Profession Code	741111	Storeperson
PFS	Profession Code	811111	Car Detailer
PFS	Profession Code	811311	Domestic Cleaner
PFS	Profession Code	811411	Commercial Housekeeper
PFS	Profession Code	811412	Domestic Housekeeper
PFS	Profession Code	811511	Laundry Worker (General)
PFS	Profession Code	811512	Drycleaner
PFS	Profession Code	811611	Carpet Cleaner
PFS	Profession Code	811612	Window Cleaner
PFS	Profession Code	811699	Cleaners nec
PFS	Profession Code	821111	Builders Labourer
PFS	Profession Code	821113	Earthmoving Labourer
PFS	Profession Code	821114	Plumbers Assistant
PFS	Profession Code	821211	Concreter
PFS	Profession Code	821311	Fencer
PFS	Profession Code	821412	Home Improvement Installer
PFS	Profession Code	821611	Railway Track Worker
PFS	Profession Code	821711	Construction Rigger
PFS	Profession Code	821712	Scaffolder
PFS	Profession Code	821714	Structural Steel Erector
PFS	Profession Code	821911	Crane Chaser
PFS	Profession Code	821912	Drillers Assistant
PFS	Profession Code	821913	Lagger
PFS	Profession Code	821915	Surveyors Assistant
PFS	Profession Code	831111	Baking Factory Worker
PFS	Profession Code	831112	Brewery Worker
PFS	Profession Code	831113	Confectionery Maker
PFS	Profession Code	831114	Dairy Products Maker
PFS	Profession Code	831116	Grain Mill Worker
PFS	Profession Code	831117	Sugar Mill Worker

Table B-1 (Cont.) List of Entity Codes

ENTITY_CODE	ENTITY_DESCRIPTION	SUB_ENTITY_CODE	SUB_ENTITY_DESC
PFS	Profession Code	831118	Winery Cellar Hand
PFS	Profession Code	831199	Food and Drink Factory Workers nec
PFS	Profession Code	831211	Meat Boner and Slicer
PFS	Profession Code	831212	Slaughterer
PFS	Profession Code	831312	Poultry Process Worker
PFS	Profession Code	832111	Chocolate Packer
PFS	Profession Code	832112	Container Filler
PFS	Profession Code	832113	Fruit and Vegetable Packer
PFS	Profession Code	832115	Seafood Packer
PFS	Profession Code	832211	Product Assembler
PFS	Profession Code	839111	Metal Engineering Process Worker
PFS	Profession Code	839211	Plastics Factory Worker
PFS	Profession Code	839212	Rubber Factory Worker
PFS	Profession Code	839312	Product Grader
PFS	Profession Code	839313	Product Tester
PFS	Profession Code	839411	Paper and Pulp Mill Worker
PFS	Profession Code	839412	Sawmill or Timber Yard Worker
PFS	Profession Code	839413	Wood and Wood Products Factory Worker
PFS	Profession Code	839913	Clay Processing Factory Worker
PFS	Profession Code	839914	Fabric and Textile Factory Worker
PFS	Profession Code	839915	Footwear Factory Worker
PFS	Profession Code	839916	Glass Processing Worker
PFS	Profession Code	839999	Factory Process Workers nec
PFS	Profession Code	842111	Aquaculture Worker
PFS	Profession Code	842212	Fruit Farm Worker
PFS	Profession Code	842213	Fruit Picker
PFS	Profession Code	842214	Grain, Oilseed, Pulse and Pasture Farm Worker (Aus) / Field Farm Worker (NZ)
PFS	Profession Code	842215	Mushroom Picker
PFS	Profession Code	842216	Nut Farm Worker
PFS	Profession Code	842218	Vegetable Farm Worker (Aus) / Market Garden Worker (NZ)
PFS	Profession Code	842221	Vegetable Picker
PFS	Profession Code	842222	Vineyard Worker
PFS	Profession Code	842299	Crop Farm Workers nec
PFS	Profession Code	842311	Beef Cattle Farm Worker
PFS	Profession Code	842314	Livestock Husbandry Worker
PFS	Profession Code	842315	Piggery Farm Worker
PFS	Profession Code	842316	Poultry Farm Worker
PFS	Profession Code	842318	Stablehand
PFS	Profession Code	842321	Wool Handler
PFS	Profession Code	842399	Livestock Farm Workers nec

Table B-1 (Cont.) List of Entity Codes

ENTITY_CODE	ENTITY_DESCRIPTION	SUB_ENTITY_CODE	SUB_ENTITY_DESC
PFS	Profession Code	842499	Mixed Production Farm Workers nec
PFS	Profession Code	843111	Forestry Worker
PFS	Profession Code	843112	Logging Assistant
PFS	Profession Code	843113	Tree Faller
PFS	Profession Code	843211	Garden Labourer
PFS	Profession Code	843411	Pest Control Technician
PFS	Profession Code	843911	Hunter-Trapper
PFS	Profession Code	843999	Forestry and Garden Workers nec
PFS	Profession Code	851111	Fast Food Cook
PFS	Profession Code	851211	Pastrycooks Assistant
PFS	Profession Code	851299	Food Trades Assistants nec
PFS	Profession Code	851311	Kitchenhand
PFS	Profession Code	891211	Shelf Filler
PFS	Profession Code	899111	Caretaker
PFS	Profession Code	899211	Deck Hand
PFS	Profession Code	899212	Fishing Hand
PFS	Profession Code	899311	Handyperson
PFS	Profession Code	899412	Autoglazier
PFS	Profession Code	899413	Exhaust and Muffler Repairer
PFS	Profession Code	899414	Radiator Repairer
PFS	Profession Code	899415	Tyre Fitter
PFS	Profession Code	899511	Printers Assistant
PFS	Profession Code	899512	Printing Table Worker
PFS	Profession Code	899611	Recycling or Rubbish Collector
PFS	Profession Code	899711	Vending Machine Attendant
PFS	Profession Code	899911	Bicycle Mechanic
PFS	Profession Code	899913	Crossing Supervisor
PFS	Profession Code	899915	Leaflet or Newspaper Deliverer
PFS	Profession Code	899916	Mechanics Assistant
PFS	Profession Code	899917	Railways Assistant
PFS	Profession Code	899918	Sign Erector
PFS	Profession Code	899922	Trolley Collector
PFS	Profession Code	899923	Road Traffic Controller
PFS	Profession Code	899999	Labourers nec
PFS	Profession Code	361199	Animal Attendants and Trainers nec
PFS	Profession Code	391111	Hairdresser
PFS	Profession Code	121311	Apiarist
PFS	Profession Code	212316	Stage Manager
PFS	Profession Code	221214	Internal Auditor
PFS	Profession Code	312112	Building Associate
PFS	Profession Code	313112	ICT Customer Support Officer
PFS	Profession Code	323212	Fitter and Turner

Table B-1 (Cont.) List of Entity Codes

ENTITY_CODE	ENTITY_DESCRIPTION	SUB_ENTITY_CODE	SUB_ENTITY_DESC
PFS	Profession Code	331212	Carpenter
PFS	Profession Code	341113	Lift Mechanic
PFS	Profession Code	361111	Dog Handler or Trainer
PFS	Profession Code	363199	Senior Aquaculture, Crop and Forestry Workers nec
PFS	Profession Code	121321	Poultry Farmer
PFS	Profession Code	131113	Advertising Manager
PFS	Profession Code	134213	Primary Health Organisation Manager
PFS	Profession Code	142113	Betting Agency Manager
PFS	Profession Code	211199	Actors, Dancers and Other Entertainers nec
PFS	Profession Code	221112	Management Accountant
PFS	Profession Code	224911	Electorate Officer
PFS	Profession Code	231199	Air Transport Professionals nec
PFS	Profession Code	233215	Transport Engineer
PFS	Profession Code	234211	Chemist
PFS	Profession Code	234516	Marine Biologist
PFS	Profession Code	241411	Secondary School Teacher
PFS	Profession Code	251411	Optometrist
PFS	Profession Code	252215	Traditional Māori Health Practitioner
PFS	Profession Code	253516	Paediatric Surgeon
PFS	Profession Code	254415	Registered Nurse (Critical Care and Emergency)
PFS	Profession Code	263213	ICT Systems Test Engineer
PFS	Profession Code	272413	Translator
PFS	Profession Code	311217	Respiratory Technician
PFS	Profession Code	393311	Upholsterer
PFS	Profession Code	399513	Light Technician
PFS	Profession Code	411214	Dental Therapist
PFS	Profession Code	422113	Kaiāwhina Kohanga Reo (Māori Language Nest Assistant)
PFS	Profession Code	451399	Funeral Workers nec
PFS	Profession Code	452215	Outdoor Adventure Instructor
PFS	Profession Code	521212	Legal Secretary
PFS	Profession Code	552311	Bookmaker
PFS	Profession Code	561912	Meter Reader
PFS	Profession Code	599311	Debt Collector
PFS	Profession Code	599915	Clinical Coder
PFS	Profession Code	621311	Motor Vehicle or Caravan Salesperson
PFS	Profession Code	711314	Other Wood Processing Machine Operator
PFS	Profession Code	721311	Forklift Driver
PFS	Profession Code	733113	Furniture Removalist

Table B-1 (Cont.) List of Entity Codes

ENTITY_CODE	ENTITY_DESCRIPTION	SUB_ENTITY_CODE	SUB_ENTITY_DESC
PFS	Profession Code	821411	Building Insulation Installer
PFS	Profession Code	831313	Seafood Process Worker
PFS	Profession Code	839918	Recycling Worker
PFS	Profession Code	842317	Sheep Farm Worker
PFS	Profession Code	891113	Waterside Worker
PFS	Profession Code	899912	Car Park Attendant
PFS	Profession Code	312111	Architectural Draftsperson
PFS	Profession Code	312211	Civil Engineering Draftsperson
PFS	Profession Code	312611	Safety Inspector
PFS	Profession Code	313111	Hardware Technician
PFS	Profession Code	313214	Telecommunications Technical Officer or Technologist
PFS	Profession Code	322114	Metal Casting Trades Worker
PFS	Profession Code	323113	Aircraft Maintenance Engineer (Structures)
PFS	Profession Code	323314	Precision Instrument Maker and Repairer
PFS	Profession Code	324311	Vehicle Painter
PFS	Profession Code	332111	Floor Finisher
PFS	Profession Code	333311	Roof Tiler
PFS	Profession Code	334115	Roof Plumber
PFS	Profession Code	342212	Technical Cable Jointer
PFS	Profession Code	342412	Telecommunications Cable Jointer
PFS	Profession Code	361112	Horse Trainer
PFS	Profession Code	312512	Mechanical Engineering Technician
PFS	Profession Code	323112	Aircraft Maintenance Engineer (Mechanical)
PFS	Profession Code	334114	Gasfitter
PFS	Profession Code	351112	Pastrycook
PFS	Profession Code	362712	Irrigation Technician
PFS	Profession Code	393113	Sail Maker
PFS	Profession Code	111111	Chief Executive or Managing Director
PFS	Profession Code	121322	Sheep Farmer
PFS	Profession Code	131114	Public Relations Manager
PFS	Profession Code	134499	Education Managers nec
PFS	Profession Code	142114	Hair or Beauty Salon Manager
PFS	Profession Code	211411	Painter (Visual Arts)
PFS	Profession Code	212416	Television Journalist
PFS	Profession Code	224511	Land Economist
PFS	Profession Code	225499	Technical Sales Representatives nec
PFS	Profession Code	233214	Structural Engineer
PFS	Profession Code	234311	Conservation Officer
PFS	Profession Code	234914	Physicist

Table B-1 (Cont.) List of Entity Codes

ENTITY_CODE	ENTITY_DESCRIPTION	SUB_ENTITY_CODE	SUB_ENTITY_DESC
PFS	Profession Code	249211	Art Teacher (Private Tuition)
PFS	Profession Code	252411	Occupational Therapist
PFS	Profession Code	253512	Cardiothoracic Surgeon
PFS	Profession Code	254417	Registered Nurse (Disability and Rehabilitation)
PFS	Profession Code	271111	Barrister
PFS	Profession Code	272399	Psychologists nec
PFS	Profession Code	311313	Biosecurity Officer
PFS	Profession Code	399311	Gallery or Museum Technician
PFS	Profession Code	411412	Mothercraft Nurse
PFS	Profession Code	423311	Hospital Orderly
PFS	Profession Code	442111	Prison Officer
PFS	Profession Code	451711	Flight Attendant
PFS	Profession Code	452316	Tennis Coach
PFS	Profession Code	532111	Data Entry Operator
PFS	Profession Code	541211	Information Officer
PFS	Profession Code	561412	Postal Sorting Officer
PFS	Profession Code	599514	Invasive Pest, Weed and Disease Inspector
PFS	Profession Code	621511	Retail Supervisor
PFS	Profession Code	711113	Glass Production Machine Operator
PFS	Profession Code	712213	Shot Firer
PFS	Profession Code	721213	Bulldozer Operator
PFS	Profession Code	733112	Aircraft Refueller
PFS	Profession Code	821511	Paving and Surfacing Labourer
PFS	Profession Code	832114	Meat Packer
PFS	Profession Code	839917	Hide and Skin Processing Worker
PFS	Profession Code	843311	Horticultural Nursery Assistant
PFS	Profession Code	899914	Electrical or Telecommunications Trades Assistant
PFS	Profession Code	361311	Veterinary Nurse
PFS	Profession Code	362512	Tree Worker
PFS	Profession Code	363113	Forestry Operations Supervisor
PFS	Profession Code	363213	Senior Dairy Cattle Farm Worker
PFS	Profession Code	392112	Screen Printer
PFS	Profession Code	393114	Shoemaker
PFS	Profession Code	111311	Local Government Legislator
PFS	Profession Code	121313	Dairy Cattle Farmer
PFS	Profession Code	121399	Livestock Farmers nec
PFS	Profession Code	121612	Fruit Grower
PFS	Profession Code	121617	Wine Grape Grower
PFS	Profession Code	132111	Corporate Services Manager
PFS	Profession Code	133211	Engineering Manager

Table B-1 (Cont.) List of Entity Codes

ENTITY_CODE	ENTITY_DESCRIPTION	SUB_ENTITY_CODE	SUB_ENTITY_DESC
PFS	Profession Code	133513	Production Manager (Mining)
PFS	Profession Code	134299	Health and Welfare Services Managers nec
PFS	Profession Code	139112	Commissioned Fire Officer
PFS	Profession Code	139915	Sports Administrator
PFS	Profession Code	141911	Bed and Breakfast Operator
PFS	Profession Code	142116	Travel Agency Manager
PFS	Profession Code	149311	Conference and Event Organiser
PFS	Profession Code	149914	Financial Institution Branch Manager
PFS	Profession Code	211213	Musician (Instrumental)
PFS	Profession Code	212111	Artistic Director
PFS	Profession Code	212212	Book or Script Editor
PFS	Profession Code	212317	Technical Director
PFS	Profession Code	212414	Radio Journalist
PFS	Profession Code	221212	Corporate Treasurer
PFS	Profession Code	222211	Financial Market Dealer
PFS	Profession Code	223111	Human Resource Adviser
PFS	Profession Code	223311	Training and Development Professional
PFS	Profession Code	224311	Economist
PFS	Profession Code	224711	Management Consultant
PFS	Profession Code	225111	Advertising Specialist
PFS	Profession Code	225212	ICT Business Development Manager
PFS	Profession Code	231113	Flying Instructor
PFS	Profession Code	231215	Marine Surveyor
PFS	Profession Code	232213	Cartographer
PFS	Profession Code	232411	Graphic Designer
PFS	Profession Code	233111	Chemical Engineer
PFS	Profession Code	233411	Electronics Engineer
PFS	Profession Code	233911	Aeronautical Engineer
PFS	Profession Code	233999	Engineering Professionals nec
PFS	Profession Code	234213	Wine Maker
PFS	Profession Code	234411	Geologist
PFS	Profession Code	234513	Biochemist
PFS	Profession Code	234522	Zoologist
PFS	Profession Code	234911	Conservator
PFS	Profession Code	241111	Early Childhood (Pre-primary School) Teacher
PFS	Profession Code	242111	University Lecturer
PFS	Profession Code	249213	Drama Teacher (Private Tuition)
PFS	Profession Code	251212	Medical Radiation Therapist
PFS	Profession Code	251512	Industrial Pharmacist
PFS	Profession Code	252111	Chiropractor

Table B-1 (Cont.) List of Entity Codes

ENTITY_CODE	ENTITY_DESCRIPTION	SUB_ENTITY_CODE	SUB_ENTITY_DESC
PFS	Profession Code	252214	Traditional Chinese Medicine Practitioner
PFS	Profession Code	253111	General Practitioner
PFS	Profession Code	253314	Medical Oncologist
PFS	Profession Code	253322	Renal Medicine Specialist
PFS	Profession Code	253514	Orthopaedic Surgeon
PFS	Profession Code	253912	Emergency Medicine Specialist
PFS	Profession Code	254111	Midwife
PFS	Profession Code	254411	Nurse Practitioner
PFS	Profession Code	254421	Registered Nurse (Medical Practice)
PFS	Profession Code	261113	User Experience Designer (ICT)
PFS	Profession Code	261315	Cyber Security Engineer
PFS	Profession Code	262114	Cyber Governance Risk and Compliance Specialist
PFS	Profession Code	263212	ICT Support Engineer
PFS	Profession Code	271213	Tribunal Member
PFS	Profession Code	272113	Family and Marriage Counsellor
PFS	Profession Code	272314	Psychotherapist
PFS	Profession Code	272511	Social Worker
PFS	Profession Code	311113	Animal Husbandry Technician
PFS	Profession Code	311216	Pathology Collector / Phlebotomist
PFS	Profession Code	311413	Life Science Technician
PFS	Profession Code	394212	Picture Framer
PFS	Profession Code	399112	Shipwright
PFS	Profession Code	399411	Jeweller
PFS	Profession Code	399516	Sound Technician
PFS	Profession Code	399912	Interior Decorator
PFS	Profession Code	399999	Technicians and Trades Workers nec
PFS	Profession Code	411411	Enrolled Nurse
PFS	Profession Code	411713	Family Support Worker
PFS	Profession Code	421113	Nanny
PFS	Profession Code	422114	Kaiāwhina Kura Kaupapa Māori (Māori-medium School Assistant)
PFS	Profession Code	431111	Bar Attendant
PFS	Profession Code	431511	Waiter
PFS	Profession Code	441211	Emergency Service Worker
PFS	Profession Code	442213	Crowd Controller
PFS	Profession Code	451111	Beauty Therapist
PFS	Profession Code	451511	Natural Remedy Consultant
PFS	Profession Code	451812	Hair or Beauty Salon Assistant
PFS	Profession Code	452212	Fishing Guide
PFS	Profession Code	452299	Outdoor Adventure Guides nec
PFS	Profession Code	452318	Dog and Horse Racing Official

Table B-1 (Cont.) List of Entity Codes

ENTITY_CODE	ENTITY_DESCRIPTION	SUB_ENTITY_CODE	SUB_ENTITY_DESC
PFS	Profession Code	452499	Sportspersons nec
PFS	Profession Code	521111	Personal Assistant
PFS	Profession Code	541111	Call or Contact Centre Team Leader
PFS	Profession Code	542112	Admissions Clerk
PFS	Profession Code	551311	Payroll Clerk
PFS	Profession Code	552314	Statistical Clerk
PFS	Profession Code	561212	Postal Delivery Officer
PFS	Profession Code	561913	Parking Inspector
PFS	Profession Code	591117	Order Clerk
PFS	Profession Code	599211	Clerk of Court
PFS	Profession Code	599411	Human Resource Clerk
PFS	Profession Code	599517	Train Examiner
PFS	Profession Code	599612	Insurance Loss Adjuster
PFS	Profession Code	599999	Clerical and Administrative Workers nec
PFS	Profession Code	611399	Sales Representatives nec
PFS	Profession Code	621111	Sales Assistant (General)
PFS	Profession Code	621713	Street Vendor
PFS	Profession Code	631112	Office Cashier
PFS	Profession Code	639411	Ticket Seller
PFS	Profession Code	711112	Concrete Products Machine Operator
PFS	Profession Code	711511	Plastic Cabling Machine Operator
PFS	Profession Code	711711	Footwear Production Machine Operator
PFS	Profession Code	711913	Sand Blaster
PFS	Profession Code	712212	Miner
PFS	Profession Code	712913	Cement Production Plant Operator
PFS	Profession Code	712916	Paper and Pulp Mill Operator
PFS	Profession Code	721112	Logging Plant Operator
PFS	Profession Code	721911	Aircraft Baggage Handler and Airline Ground Crew
PFS	Profession Code	731199	Automobile Drivers nec
PFS	Profession Code	732111	Delivery Driver
PFS	Profession Code	811211	Commercial Cleaner
PFS	Profession Code	811513	Ironer or Presser
PFS	Profession Code	821112	Drainage, Sewerage and Stormwater Labourer
PFS	Profession Code	821713	Steel Fixer
PFS	Profession Code	821914	Mining Support Worker
PFS	Profession Code	831115	Fruit and Vegetable Factory Worker
PFS	Profession Code	831311	Meat Process Worker
PFS	Profession Code	832199	Packers nec
PFS	Profession Code	839311	Product Examiner
PFS	Profession Code	839911	Cement and Concrete Plant Worker
PFS	Profession Code	842211	Cotton Farm Worker

Table B-1 (Cont.) List of Entity Codes

ENTITY_CODE	ENTITY_DESCRIPTION	SUB_ENTITY_CODE	SUB_ENTITY_DESC
PFS	Profession Code	842217	Sugar Cane Farm Worker
PFS	Profession Code	842313	Dairy Cattle Farm Worker
PFS	Profession Code	842411	Broadacre Crop and Livestock Farm Worker
PFS	Profession Code	843912	Irrigation Assistant
PFS	Profession Code	891112	Truck Drivers Offsider
PFS	Profession Code	899411	Motor Vehicle Parts and Accessories Fitter (General)
PFS	Profession Code	241513	Teacher of the Sight Impaired
PLS	POLICY STATUS	INFO	Inforced
PLS	POLICY STATUS	LAPS	Lapsed
PLS	POLICY STATUS	PAID	Paidup
PMT	PROMOTOR TYPE	INDV	Individual
PMT	PROMOTOR TYPE	CORP	Corporate
PRE	Preffered Time	THI	Anyday: 9:00 to 18:00
PRE	Preffered Time	FIR	Weekday: 9:00 to 18:00
PRE	Preffered Time	SEC	Weekend: 10:00 to 16:00
PRE	Preffered Time	FOR	Weekday: Before 8:00 or after 17:00
PRS	Party Relationship	TST	Trust Account
PRS	Party Relationship	ACC	ACC
PRS	Party Relationship	MCA	Multi Currency Card
PRS	Party Relationship	MCC	Multi Currency Card
PRS	Party Relationship	SUR	Survivor
PRS	Party Relationship	JNT	Joint
PRS	Party Relationship	POD	Payable on Death
PRS	Party Relationship	BEN	Beneficiary
PRS	Party Relationship	IND	Individual
PRS	Party Relationship	CGA	Coast Guard Academy
PRS	Party Relationship	COS	Co-Signer
PRS	Party Relationship	GSP	Guardianship
PRS	Party Relationship	UGM	Custodian
PRS	Party Relationship	TRS	Trust Account
PRT	Pay Rate	OE	O-1E
PRT	Pay Rate	WFI	W-5
PRT	Pay Rate	WFO	W-4
PRT	Pay Rate	WTH	W-3
PRT	Pay Rate	WTW	W-2
PRT	Pay Rate	WON	W-1
PRT	Pay Rate	ENI	E-9
PRT	Pay Rate	EEI	E-8
PRT	Pay Rate	ESE	E-7
PRT	Pay Rate	OEE	O-2E
PRT	Pay Rate	OTE	O-3E

Table B-1 (Cont.) List of Entity Codes

ENTITY_CODE	ENTITY_DESCRIPTION	SUB_ENTITY_CODE	SUB_ENTITY_DESC
PRT	Pay Rate	OON	O-1
PRT	Pay Rate	OTW	O-2
PRT	Pay Rate	OTH	O-3
PRT	Pay Rate	OFR	O-4
PRT	Pay Rate	OFI	O-5
PRT	Pay Rate	OSI	O-6
PRT	Pay Rate	OSE	O-7
PRT	Pay Rate	OEI	O-8
PRT	Pay Rate	ONI	O-9
PRT	Pay Rate	OTE	O-10
PRT	Pay Rate	ETW	E-2
PRT	Pay Rate	EOM	E-1<4 Mon
PRT	Pay Rate	EON	E-1>4 Mon
PRT	Pay Rate	EFI	E-5
PRT	Pay Rate	ESI	E-6
PRT	Pay Rate	ETH	E-3
PRT	Pay Rate	EFO	E-4
PST	PARTY SUB TYPE	FGR	Foreigner
PST	PARTY SUB TYPE	I	Individual
PST	PARTY SUB TYPE	STU	Student
PST	PARTY SUB TYPE	SNC	Senior Citizen
PST	PARTY SUB TYPE	M	Minor
PT	Promoter Types	I	Individual
PT	Promoter Types	C	Corporate
PTR	Parent	CHL	Child
PTR	Parent	OTH	Other
QUA	QUARTERS	Q3	Q3
QUA	QUARTERS	Q1	Q1
QUA	QUARTERS	Q2	Q2
QUA	QUARTERS	Q4	Q4
RAN	Creditor/Debtor Range	THI	60-90
RAN	Creditor/Debtor Range	SEC	30-60
RAN	Creditor/Debtor Range	FIF	120-150
RAN	Creditor/Debtor Range	FOU	90-120
RAN	Creditor/Debtor Range	FIR	0-30
RAN	Creditor/Debtor Range	SIX	More than 180
RAN	Creditor/Debtor Range	SIX	120-150
RANK	Rank	CL	Colonel
RANK	Rank	M	Major
RANK	Rank	CRP	Corporal
RANK	Rank	LT	Lieutenant
RANK	Rank	GAF	General of the Air Force

Table B-1 (Cont.) List of Entity Codes

ENTITY_CODE	ENTITY_DESCRIPTION	SUB_ENTITY_CODE	SUB_ENTITY_DESC
RANK	Rank	AFCS	Air Force Chief of Staff General
RANK	Rank	LC	Lieutenant Colonel
RANK	Rank	CMS	Chief Master Sergeant
RANK	Rank	PRV	Private
RANK	Rank	SPC	Specialist
RANK	Rank	SEG	Sergeant
RANK	Rank	MS	Master Sergeant
RANK	Rank	CS	Command Sergeant Major
RANK	Rank	WO	Warrant Officer
RANK	Rank	SM	Sergeant Major
RANK	Rank	CPN	Captain
RANK	Rank	GRL	General
RANK	Rank	SMN	Seaman
RANK	Rank	PTO	Petty Officer
RANK	Rank	CPO	Chief Petty Officer
RANK	Rank	MCP	Master Chief Petty
RANK	Rank	OFR	Officer
RANK	Rank	MWO	Master Warrant Officer
RANK	Rank	ES	Ensign
RANK	Rank	LC	Lieutenant Commander
RANK	Rank	CDR	Commander
RANK	Rank	RA	Rear Admiral
RANK	Rank	VA	Vice Admiral
RANK	Rank	AL	Admiral
RANK	Rank	CONO	Chief Naval Officer
RANK	Rank	OPR	Operations
RANK	Rank	AIR	Airman
RAT	Credit Rating Agency Type	E	External
RAT	Credit Rating Agency Type	I	Internal
RCT	Risk Clarification Type	H	High
RCT	Risk Clarification Type	M	Medium
RCT	Risk Clarification Type	L	Low
REF	Refferal Source	MAG	News/Magazine
REF	Refferal Source	CFR	Coworker Friend
REF	Refferal Source	FME	Family Member
REF	Refferal Source	EML	Employer
REF	Refferal Source	OTH	Other
REF	Refferal Source	WEB	Website
REF	Refferal Source	SLM	Social Media
RES	RESIDENT STATUS	N	Non Resident Alien
RES	RESIDENT STATUS	C	Citizen
RES	RESIDENT STATUS	R	Resident Alien

Table B-1 (Cont.) List of Entity Codes

ENTITY_CODE	ENTITY_DESCRIPTION	SUB_ENTITY_CODE	SUB_ENTITY_DESC
RET	Retail Business Products	GENL	General
RGN	Region	RW	Rest of World
RGN	Region	US	United States
ROL	Role	EXE	Executive Officer
ROL	Role	DIR	Director
ROL	Role	PSB	Principle Stakeholder of Bank
ROL	Role	PSA	Principle Stakeholder of Affiliates of Bank
RPP	Primary Party	OTH	Other
RPP	Primary Party	REL	Related
RPT	Responsibility Type	I	Indirect
RPT	Responsibility Type	R	Related
RPT	Responsibility Type	D	Direct
RRS	Relationship Sub Type	HOU	Household
RRS	Relationship Sub Type	SOL	Solicitor
RRS	Relationship Sub Type	SEM	Service Member
RRS	Relationship Sub Type	RTI	Related to Insider
RRS	Relationship Sub Type	GAR	Guarantor
RRS	Relationship Sub Type	BEN	Beneficiary
RRS	Relationship Sub Type	OWN	Owner
RRS	Relationship Sub Type	TRU	Trustee
RRS	Relationship Sub Type	CUS	Custodian
RRS	Relationship Sub Type	POA	Power of Attorney
RRS	Relationship Sub Type	SUP	Supplier
RRS	Relationship Sub Type	ASG	Authorized Signatory
RRS	Relationship Sub Type	GUA	Guardian
RSK	Risk Level	RS1	Level1
RSK	Risk Level	RS2	Level2
RSK	Risk Level	RS3	Level3
RSP	Secondary Party	REL	Related
RSP	Secondary Party	OTH	Other
RST	RETAIL Stakeholders	STR	Solicitor
RST	RETAIL Stakeholders	CDN	Custodian
RST	RETAIL Stakeholders	REL	Related To Insider
RST	RETAIL Stakeholders	SER	Service Member
RST	RETAIL Stakeholders	POW	Power Of Attorney
RST	RETAIL Stakeholders	HOU	Household
RST	RETAIL Stakeholders	GRD	Guardian
RST	RETAIL Stakeholders	RLP	Related Party
RTY	RelationshipType	DP	Deposit
RTY	RelationshipType	LN	Loan
RTY	RelationshipType	CS	CASA

Table B-1 (Cont.) List of Entity Codes

ENTITY_CODE	ENTITY_DESCRIPTION	SUB_ENTITY_CODE	SUB_ENTITY_DESC
SA	SINGLE ASSOCIATIONAL	SPO	Spouses
SA	SINGLE ASSOCIATIONAL	PEN	Pensioners
SA	SINGLE ASSOCIATIONAL	ECU	Employees of Credit Union
SAL	Salutation	REV	Rev.
SAL	Salutation	MRS	Mrs.
SAL	Salutation	MR	Mr.
SAL	Salutation	MS	Ms.
SAL	Salutation	MIS	Miss.
SAL	Salutation	DR	Dr.
SCT	SME CLASSIFICATION TYPE	MIC	Micro
SCT	SME CLASSIFICATION TYPE	MED	Medium
SCT	SME CLASSIFICATION TYPE	SMA	Small
SDT	Supporting Documents Type	PAN	Pan Card
SDT	Supporting Documents Type	AAD	Aadhar
SDT	Supporting Documents Type	PAP	Passport
SDT	Supporting Documents Type	DLI	Driving License
SDT	Supporting Documents Type	VID	Voted Id
SEG	CUSTOMER SEGMENT	VHNI	Very HNI
SEG	CUSTOMER SEGMENT	EA	Emerging Affluent
SEG	CUSTOMER SEGMENT	MA	Mass Affluent
SEG	CUSTOMER SEGMENT	HNI	High Net worth Individuals
SEG	CUSTOMER SEGMENT	UHNI	Ultra HNI
SER	Service Branch	AIF	Air Force
SER	Service Branch	NAV	Navy
SER	Service Branch	ARM	Army
SER	Service Branch	MAC	Marine Corps
SLE	Self Employed	POL	Politician / Minister
SLE	Self Employed	ENR	Engineer/Architect/Technical
SLE	Self Employed	MED	Journalist / Anchor / Reporter
SLE	Self Employed	CAP	Share and Stock Broker / Consultant
SMB	SMB Business Products	GENL	General
SME	SME Business Products	GENL	General
SMR	Service Member Relationship	FDT	Financial Dependent
SMR	Service Member Relationship	PTR	Parent
SMR	Service Member Relationship	FPN	Financial Provider
SMR	Service Member Relationship	LGD	Legal Guardian
SMR	Service Member Relationship	OTH	Other
SMR	Service Member Relationship	CHL	Child
SMR	Service Member Relationship	SPO	Spouse
SMR	Service Member Relationship	LWD	Legal Ward

Table B-1 (Cont.) List of Entity Codes

ENTITY_CODE	ENTITY_DESCRIPTION	SUB_ENTITY_CODE	SUB_ENTITY_DESC
SO	SINGLE OCCUPATIONAL	VLT	Volunteers
SO	SINGLE OCCUPATIONAL	IMF	Immediate family
SO	SINGLE OCCUPATIONAL	PEN	Pensioners
SOGC	Sub Origin Code	IF	Immediate family
SOGC	Sub Origin Code	PNS	Pensioners
SOGC	Sub Origin Code	VLT	Volunteers
SOGC	Sub Origin Code	ECU	Employees of Credit Union
SOGC	Sub Origin Code	SPO	Spouses
SON	Son	MTR	Mother
SON	Son	OTH	Other
SON	Son	FTR	Father
SPO	Spouse	SPO	Spouse
SPO	Spouse	OTH	Other
SPR	Customer Status	SBL	Siblings
SPR	Customer Status	GRP	Grandparents
SPR	Customer Status	SPO	Spouse
SRC	Stakeholder Relationship Corporate	CRE	Creditors
SRC	Stakeholder Relationship Corporate	OWN	Owners
SRC	Stakeholder Relationship Corporate	BUY	Buyers
SRC	Stakeholder Relationship Corporate	SHA	Shareholders
SRC	Stakeholder Relationship Corporate	GUA	Guarantors
SRC	Stakeholder Relationship Corporate	ADV	Advisor
SRC	Stakeholder Relationship Corporate	AUD	Auditors
SRC	Stakeholder Relationship Corporate	CUS	Customers
SRC	Stakeholder Relationship Corporate	SPO	Sponsors
SRC	Stakeholder Relationship Corporate	MAN	Management Team
SRC	Stakeholder Relationship Corporate	INS	Insurers
SRC	Stakeholder Relationship Corporate	BAN	Bankers
SRC	Stakeholder Relationship Corporate	SUP	Suppliers
SRC	Stakeholder Relationship Corporate	AUT	Authorized Signatories
SRC	Stakeholder Relationship Corporate	CON	Contractors

Table B-1 (Cont.) List of Entity Codes

ENTITY_CODE	ENTITY_DESCRIPTION	SUB_ENTITY_CODE	SUB_ENTITY_DESC
SRC	Stakeholder Relationship Corporate	DIR	Directors
SRC	Stakeholder Relationship Corporate	DEB	Debtors
SRE	Stakeholder Relationship SME	ADV	Advisor
SRE	Stakeholder Relationship SME	CRE	Creditors
SRE	Stakeholder Relationship SME	DEB	Debtors
SRE	Stakeholder Relationship SME	BUY	Buyers
SRE	Stakeholder Relationship SME	OWN	Owners
SRE	Stakeholder Relationship SME	SPO	Sponsors
SRE	Stakeholder Relationship SME	MAN	Management Team
SRE	Stakeholder Relationship SME	BAN	Bankers
SRE	Stakeholder Relationship SME	GUA	Guarantors
SRE	Stakeholder Relationship SME	AUT	Authorized Signatories
SRE	Stakeholder Relationship SME	CON	Contractors
SRE	Stakeholder Relationship SME	AUD	Auditors
SRE	Stakeholder Relationship SME	CUS	Customers
SRE	Stakeholder Relationship SME	SUP	Suppliers
SRE	Stakeholder Relationship SME	INS	Insurers
SRE	Stakeholder Relationship SME	SHA	Shareholders
SRE	Stakeholder Relationship SME	DIR	Directors
SRI	Stakeholder Relationship Individual	HOU	Houshold
SRI	Stakeholder Relationship Individual	GUA	Guarantors
SRI	Stakeholder Relationship Individual	POW	Power of Attorneys
SRS	Stakeholder Relationship SMB	GUA	Guarantors
SRS	Stakeholder Relationship SMB	SUP	Suppliers

Table B-1 (Cont.) List of Entity Codes

ENTITY_CODE	ENTITY_DESCRIPTION	SUB_ENTITY_CODE	SUB_ENTITY_DESC
SRS	Stakeholder Relationship SMB	AUT	Authorized Signatories
SRS	Stakeholder Relationship SMB	RLP	Related Party
SRS	Stakeholder Relationship SMB	OWN	Owners
SRS	Stakeholder Relationship SMB	TST	Trustee
SRS	Stakeholder Relationship SMB	BEN	Beneficiary
STT	Stakeholder Type List	SMB	Small Medium Business
STT	Stakeholder Type List	SME	Small Medium Enterprise
STT	Stakeholder Type List	COR	Corporate
STT	Stakeholder Type List	IND	Individual
SUF	Suffix	III	III
SUF	Suffix	II	II
SUF	Suffix	JR	Jr.
SUF	Suffix	V	V
SUF	Suffix	IV	IV
SUF	Suffix	SR	Sr.
SUP	SUPPLY FREQUENCY	HYRL	Half Yearly
SUP	SUPPLY FREQUENCY	QUAR	Quarterly
SUP	SUPPLY FREQUENCY	DAIL	Daily
SUP	SUPPLY FREQUENCY	YRLY	Yearly
SUP	SUPPLY FREQUENCY	MONT	Monthly
TAS	Title of Authorized Signatory	OWN	Owner
TAS	Title of Authorized Signatory	EXE	Executor
TAS	Title of Authorized Signatory	SIG	Signer
TAS	Title of Authorized Signatory	CEO	Chief Executive Officer
TAS	Title of Authorized Signatory	SEC	Secretary
TAS	Title of Authorized Signatory	AUT	Authorized Signer
TAS	Title of Authorized Signatory	MGR	Manager
TAS	Title of Authorized Signatory	CHA	Chairman
TAS	Title of Authorized Signatory	TRE	Treasurer
TAS	Title of Authorized Signatory	VCH	Vice-Chairman
TCC	Tax Certification Code	FON	Form 1099
TCC	Tax Certification Code	FWT	Form W2
TDL	Trustee Details List	TST	Trustee
TINT	TIN Type	SSN	Social Security Number
TINT	TIN Type	ATIN	Adoption Tax Identification Number
TINT	TIN Type	EIN	Employer Identification Number
TINT	TIN Type	ITIN	Individual Tax Identification Number
TLE	Title	CFP	CFP

Table B-1 (Cont.) List of Entity Codes

ENTITY_CODE	ENTITY_DESCRIPTION	SUB_ENTITY_CODE	SUB_ENTITY_DESC
TLE	Title	CA	CA
TLE	Title	PHD	PHD
TLE	Title	EDD	EDD
TLE	Title	MD	MD
TNNR	TIN Status	REPD	Uncertified - Recertification Past Due
TNNR	TIN Status	UNCE	Uncertified - No W8-BEN Received
TNNR	TIN Status	CERN	Certified
TNNR	TIN Status	RECE	Certified - Due for Recertification
TNR	TIN Status	TAPL	TIN Applied For
TNR	TIN Status	CERT	Certified
TNR	TIN Status	INCT	Incorrect TIN
TNR	TIN Status	TNCT	TIN Captured but Not Certified
TNR	TIN Status	MIST	Missing TIN
TOG	Type of Guarantee	COR	CORPORATE
TOG	Type of Guarantee	PER	PERSONAL
TZ	TIME ZONE	ET	Eastern Time Zone
TZ	TIME ZONE	CT	Central Time Zone
TZ	TIME ZONE	PT	Pacific Time Zone
TZ	TIME ZONE	MT	Mountain Time Zone
UCL	Uncle	NEC	Niece
UCL	Uncle	OTH	Other
UCL	Uncle	NPW	Nephew
VIS	Visa	VTU	Tourist
VIS	Visa	VST	Student
VIS	Visa	VBU	Business
VIS	Visa	VWO	Work
VM	Verification Medium	ONL	Online
VM	Verification Medium	MNL	Manual
VS	Verifiacion status	YVR	Yet to Verify
VS	Verifiacion status	NNC	Non-Compliant
VS	Verifiacion status	CMP	Compliant
VT	Verification Type	EXT	External
VT	Verification Type	INT	Internal
WD	Ward	GRD	Guardian
WD	Ward	CDN	Custodian
WD	Ward	OTH	Other
WF	Wife	HBD	Husband
WST	Wealth Source Type	EMP	Employment
WST	Wealth Source Type	BUS	Business

Glossary

Index

A

Acknowledge Source Environment, [1-66](#)
Address Management, [1-2](#)

C

Configuration Transport Maintenance, [1-60](#)
Configurations, [1-1](#)
Create Credit Agency, [1-6](#)
Customer Access Group, [1-19](#)

D

Dynamic Task Allocation, [1-35](#)

E

Entity Maintenance, [1-8](#)
Export Maintenance from Source Environment,
[1-62](#)

H

Host Configuration, [1-12](#)

I

Import Maintenance to Target Environment, [1-65](#)

K

KYC Maintenance, [1-5](#)

L

List of Entity Codes, [B-1](#)
Location Maintenance, [1-12](#)

M

Mask Maintenance, [1-14](#)
Minor Age Validation, [1-56](#)
Multi-Level Authorization, [1-41](#)

N

NAICS Codes Maintenance, [1-16](#)

O

OBRH Configuration for Event Transformation,
[1-67](#)
Organization Maintenance, [1-18](#)

P

Party De-duplication Configuration, [1-57](#)
PII Masking Maintenance, [1-21](#)
Properties Maintenance, [1-24](#)

S

Service Level Agreements, [1-29](#)
Setup Service Level Agreements, [1-30](#)
SLA Calculation, [1-33](#)
SLA Widgets, [1-34](#)
System Maintenance, [1-26](#)

T

Target Environment Maintenance, [1-60](#)
Tax Country Codes, [1-27](#)

V

View Credit Agency, [1-7](#)