

Oracle® Banking Microservices Architecture

FLEXCUBE Universal Banking - Party Services Integration Guide



14.7.4.0.0

F97390-01

June 2024

The Oracle logo, consisting of a solid red square with the word "ORACLE" in white, uppercase, sans-serif font centered within it.

ORACLE®

Copyright © 2021, 2024, Oracle and/or its affiliates.

This software and related documentation are provided under a license agreement containing restrictions on use and disclosure and are protected by intellectual property laws. Except as expressly permitted in your license agreement or allowed by law, you may not use, copy, reproduce, translate, broadcast, modify, license, transmit, distribute, exhibit, perform, publish, or display any part, in any form, or by any means. Reverse engineering, disassembly, or decompilation of this software, unless required by law for interoperability, is prohibited.

The information contained herein is subject to change without notice and is not warranted to be error-free. If you find any errors, please report them to us in writing.

If this is software, software documentation, data (as defined in the Federal Acquisition Regulation), or related documentation that is delivered to the U.S. Government or anyone licensing it on behalf of the U.S. Government, then the following notice is applicable:

U.S. GOVERNMENT END USERS: Oracle programs (including any operating system, integrated software, any programs embedded, installed, or activated on delivered hardware, and modifications of such programs) and Oracle computer documentation or other Oracle data delivered to or accessed by U.S. Government end users are "commercial computer software," "commercial computer software documentation," or "limited rights data" pursuant to the applicable Federal Acquisition Regulation and agency-specific supplemental regulations. As such, the use, reproduction, duplication, release, display, disclosure, modification, preparation of derivative works, and/or adaptation of i) Oracle programs (including any operating system, integrated software, any programs embedded, installed, or activated on delivered hardware, and modifications of such programs), ii) Oracle computer documentation and/or iii) other Oracle data, is subject to the rights and limitations specified in the license contained in the applicable contract. The terms governing the U.S. Government's use of Oracle cloud services are defined by the applicable contract for such services. No other rights are granted to the U.S. Government.

This software or hardware is developed for general use in a variety of information management applications. It is not developed or intended for use in any inherently dangerous applications, including applications that may create a risk of personal injury. If you use this software or hardware in dangerous applications, then you shall be responsible to take all appropriate fail-safe, backup, redundancy, and other measures to ensure its safe use. Oracle Corporation and its affiliates disclaim any liability for any damages caused by use of this software or hardware in dangerous applications.

Oracle®, Java, MySQL, and NetSuite are registered trademarks of Oracle and/or its affiliates. Other names may be trademarks of their respective owners.

Intel and Intel Inside are trademarks or registered trademarks of Intel Corporation. All SPARC trademarks are used under license and are trademarks or registered trademarks of SPARC International, Inc. AMD, Epyc, and the AMD logo are trademarks or registered trademarks of Advanced Micro Devices. UNIX is a registered trademark of The Open Group.

This software or hardware and documentation may provide access to or information about content, products, and services from third parties. Oracle Corporation and its affiliates are not responsible for and expressly disclaim all warranties of any kind with respect to third-party content, products, and services unless otherwise set forth in an applicable agreement between you and Oracle. Oracle Corporation and its affiliates will not be responsible for any loss, costs, or damages incurred due to your access to or use of third-party content, products, or services, except as set forth in an applicable agreement between you and Oracle.

Contents

1 Integration Guide

1.1	Maintenance for Oracle FLEXCUBE Universal Banking	1-1
1.2	Maintenance for Party Services	1-14

Index

Preface

Purpose

This guide helps to integrate Party Services with FLEXCUBE Universal Banking.

Audience

This guide is primarily intended for the following user/user role:

Table User Roles - Description

Role	Function
Implementation and IT Staff	Implementation and maintenance of the software

Documentation Accessibility

For information about Oracle's commitment to accessibility, visit the Oracle Accessibility Program website at <http://www.oracle.com/pls/topic/lookup?ctx=acc&id=docacc>.

Access to Oracle Support

Oracle customers that have purchased support have access to electronic support through My Oracle Support. For information, visit <http://www.oracle.com/pls/topic/lookup?ctx=acc&id=info> or visit <http://www.oracle.com/pls/topic/lookup?ctx=acc&id=trs> if you are hearing impaired.

Diversity and Inclusion

Oracle is fully committed to diversity and inclusion. Oracle respects and values having a diverse workforce that increases thought leadership and innovation. As part of our initiative to build a more inclusive culture that positively impacts our employees, customers, and partners, we are working to remove insensitive terms from our products and documentation. We are also mindful of the necessity to maintain compatibility with our customers' existing technologies and the need to ensure continuity of service as Oracle's offerings and industry standards evolve. Because of these technical constraints, our effort to remove insensitive terms is ongoing and will take time and external cooperation.

Conventions

The following text conventions are used in this document:

Convention	Meaning
boldface	Boldface type indicates graphical user interface elements associated with an action, or terms defined in text or the glossary.
<i>italic</i>	Italic type indicates book titles, emphasis, or placeholder variables for which you supply particular values.

Convention	Meaning
monospace	Monospace type indicates commands within a paragraph, URLs, code in examples, text that appears on the screen, or text that you enter.

Related Resources

For information on screens mentioned in this guide, refer to the following documents in the FLEXCUBE Universal Banking Documentation Library:

- *Common Core - Gateway User Guide*
- *Core Services User Guide*
- *Core Entities User Guide*

Screenshot Disclaimer

Personal information used in the interface or documents is dummy and does not exist in the real world. It is only for reference purposes.

Acronyms and Abbreviations

The following acronyms and abbreviations are used in this guide:

Table Acronyms and Abbreviations

Acronym/Abbreviation	Description
KYC	Know Your Customer
SMB	Small and Medium Business
SME	Small and Medium Enterprise

Symbols and Icons

The following are the symbols/icons you are likely to find in this guide:

Table Symbols













Symbol	Function
	Add icon
	Edit icon
	Delete icon

Table (Cont.) Symbols

Symbol	Function
	Close
	Expand view
	Table view
	List view
	Maximize
	Minimize
	Open a list
	Options
	Tree view

1

Integration Guide

This topic describes the systematic instructions for integration of Party Services with FLEXCUBE Universal Banking acting as the backend Product Processor.

Prerequisites

The Party Service passes the user login id to FLEXCUBE Universal Banking for Gateway requests. Hence, the same user-id should be existing in FLEXCUBE Universal Banking with the required role access to perform the desired operation.

SOAP and Gateway Services should be up and running in FLEXCUBE Universal Banking for the integration to work.

Refer to the **Oracle Banking Party Configuration User Guide** for more details on Party Services.

This topic contains the following subtopics:

1.1 Maintenance for Oracle FLEXCUBE Universal Banking

This topic describes the maintenance for Oracle FLEXCUBE Universal Banking.

Specify **User ID** and **Password**, and login to **Oracle FLEXCUBE Universal Banking Home** screen.

Gateway setup should be done in Oracle FLEXCUBE Universal Banking for the particular source system by performing the below-listed maintenance.

Refer to **Common Core - Gateway User Guide** in Oracle FLEXCUBE Universal Banking for a detailed explanation.

Upload Source Maintenance

Maintain the source code as EXTSYS for Party Services to identify it as an external source system in the **Upload Source Maintenance** screen.

EXTSYS is an example source system name used throughout this document.

The source code name can be maintained against the key externalSource for the application obpy-party-handoff-services.

1. On **Home** screen, specify **CODSORCE**, and click **Next** arrow.

The **Upload Source Maintenance** screen displays.

Figure 1-1 Upload Source Maintenance



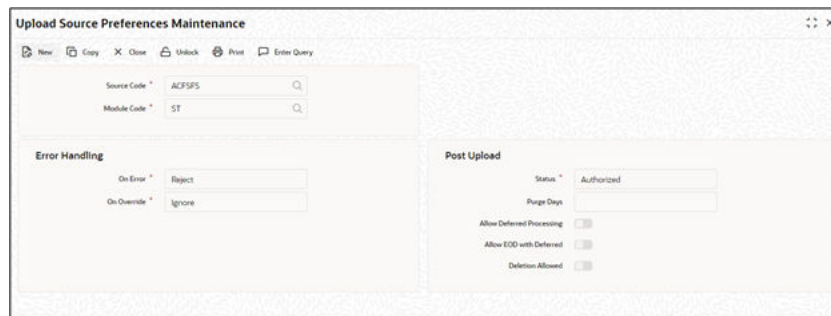
Upload Source Preferences Maintenance

For the defined source system (EXTSYS) and module ST, maintain the source preference record with recommended key values as shown below in the **Upload Source Preferences Maintenance** screen.

- a. Post upload status - Authorized
 - b. On Override - Ignore
 - c. On Error - Reject
 - d. On Repairable Exception - Reject
 - e. On Queue Exception – Reject
2. On **Home** screen, specify **CODUPLDM**, and click **Next** arrow.

The **Upload Source Preferences Maintenance** screen displays.

Figure 1-2 Upload Source Preferences Maintenance



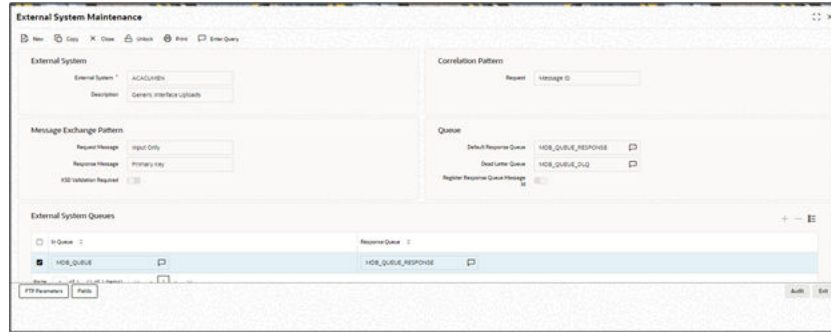
External System Maintenance

Maintain the external system EXTSYS for Party Services in the **External System Maintenance** screen.

- 3. On **Home** screen, specify **GWDETSYS**, and click **Next** arrow.

The **External System Maintenance** screen displays.

Figure 1-3 External System Maintenance



External System Functions

Maintain the following function access rights in the **External System Functions** screen for the external system.

Table 1-1 External System Functions - Parameter Setup

Function	Action
STGCIF	NEW
STGCIF	UNLOCK
STGCIF	AUTHORIZE
STQCIF	VIEW
STVCIF	VIEW
STGKYCMN	NEW
STGKYCMN	UNLOCK
STGKYCMN	DELETE
STGKYCMN	AUTHORIZE
ACQABLQY	VIEW
STGCRCAD	NEW
STGCRCAD	UNLOCK
STGCRCAD	AUTHORIZE
STGCRCAD	VIEW

- On **Home** screen, specify **GWDEFUN**, and click **Next** arrow.
The **External System Functions** screen displays.

Figure 1-4 External System Functions



Static Type Maintenance

Maintain the following static maintenance are required for type CIF_ID_TYPE in the **Static Type Maintenance** screen.

Table 1-2 Static Type Maintenance - Parameter Setup

Type Name	Type Value
AADHAR	AADHAR
DRIVING LICENSE	DLS
PASSPORT	PPT
VOTERID	VOTERID

The same type values are to be maintained as the sub_entity_code in Party Services → Maintenance → Entity for the entitycode ITY.



Note:

Refer to **Oracle Banking Party Configuration User Guide** for more details on Entity Maintenance.

- On **Home** screen, specify **CODTYPES**, and click **Next** arrow.
The **Static Type Maintenance** screen displays.

Figure 1-5 Static Type Maintenance



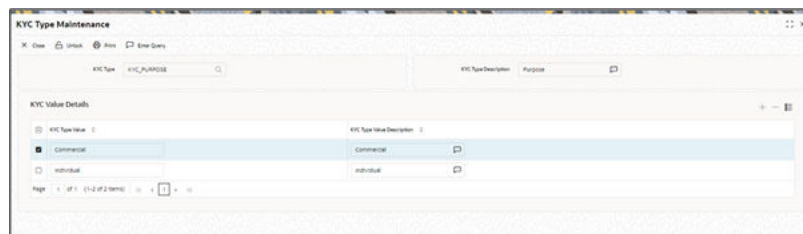
KYC Type Maintenance

Maintain a KYC Type as *KYC_PURPOSE* with a value as “Commercial” in the **Static Type Maintenance** screen. The same value has to be maintained in the Party properties table (obpy_properties) key *KYC_TYPE_PURPOSE*.

Similarly, maintain a KYC Type as *KYC_PURPOSE_CRP* with values like CORPORATE, SMB, and SME to indicate the reason for Customer Onboarding.

- On **Home** screen, specify **STDKYCTP**, and click **Next** arrow.
The **KYC Type Maintenance** screen displays.

Figure 1-6 KYC Type Maintenance



Customer Prefix Maintenance

Maintain the below customer Prefix1 in **Customer Prefix Maintenance** screen.

- Capt.

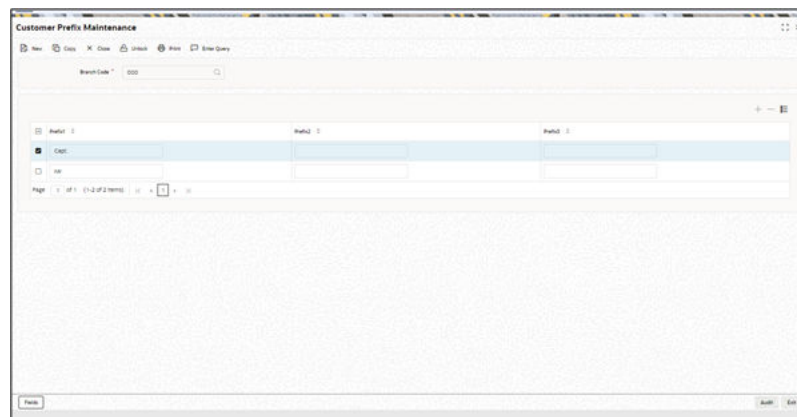
- Dr.
- Er.
- Major.
- Miss.
- Mr.
- Mrs.
- Ms.

The same values as sub_entity_code are to be maintained in Party Services → Maintenance → Entity for the entitycode SAL.

7. On **Home** screen, specify **STDCUPRT**, and click **Next** arrow.

The **Customer Prefix Maintenance** screen displays.

Figure 1-7 Customer Prefix Maintenance



Location Maintenance

Maintain the required location codes. The same needs to be maintained in **Location Maintenance** screen available in Party.



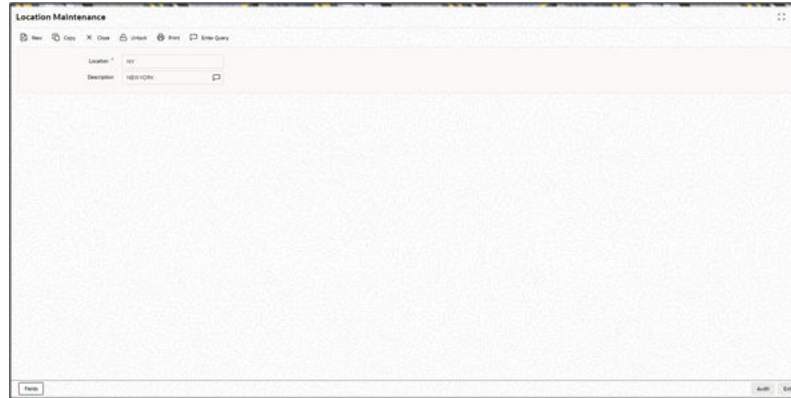
Note:

Refer to **Oracle Banking Party Configuration User Guide** for more details on Location Maintenance.

8. On **Home** screen, specify **STDCULOE**, and click **Next** arrow.

The **Location Maintenance** screen displays.

Figure 1-8 Location Maintenance

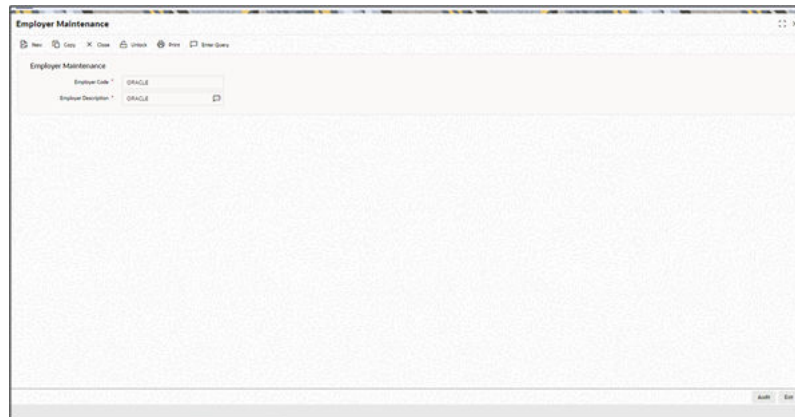


Employer Maintenance

Maintain the employer codes in the **Employer Maintenance** screen. The same code has to be maintained in Party Services → Maintenance → Organization.

9. On **Home** screen, specify **SMDEMPMT**, and click **Next** arrow.
The **Employer Maintenance** screen displays.

Figure 1-9 Employer Maintenance

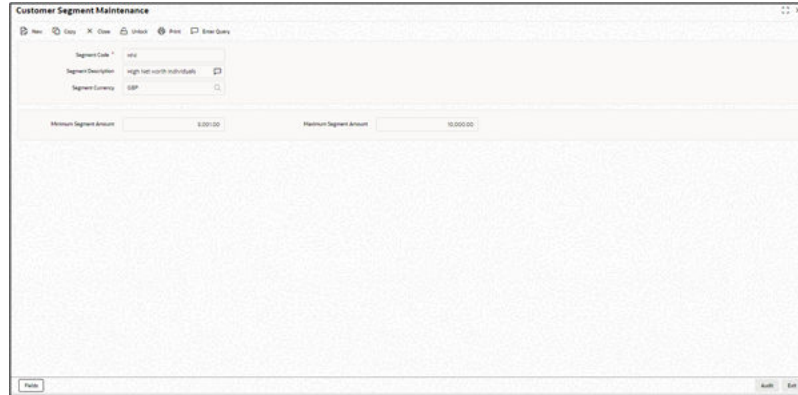


Customer Segment Maintenance

Maintain the different values for Customer Segment in **Customer Segment Maintenance** screen. The same code has to be maintained for the entity code **SEG** in Services → Maintenance → Entity.

10. On **Home** screen, specify **STDSEGMT**, and click **Next** arrow.
The **Customer Segment Maintenance** screen displays.

Figure 1-10 Customer Segment Maintenance



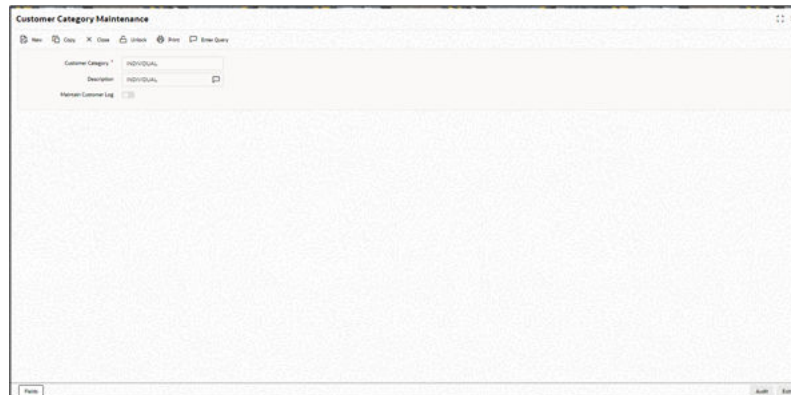
Customer Category Maintenance

Maintain the following Customer categories in FLEXCUBE Universal Banking screen. The same values need to be maintained or replicated in Core Maintenance - Customer Category, which can be input as Party Sub Type during the Party onboarding.

11. On **Home** screen, specify **STDCSCAG**, and click **Next** arrow.

The **Customer Category Maintenance** screen displays.

Figure 1-11 Customer Category Maintenance



Party Amendment

Gateway Amendment Maintenance

In FLEXCUBE Universal Banking, the amendment should be allowed field-wise for an operation code. Below is the list of samples required amendment fields in FLEXCUBE Universal Banking.

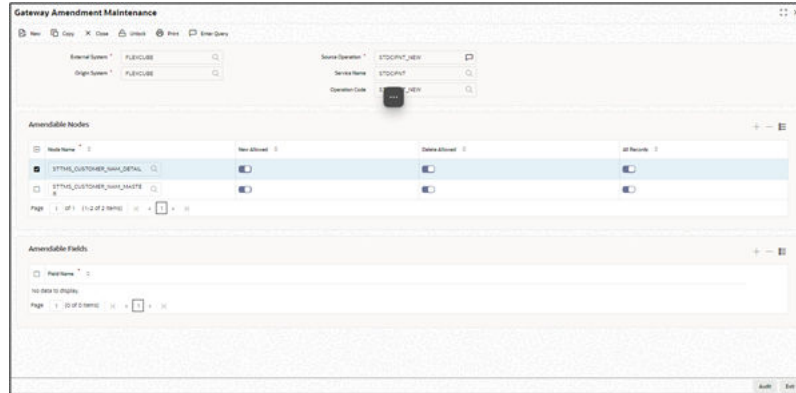
Customer Modification

- External System and Origin System: EXTSYS
- Source Operation: ModifyCustomer
- Service Name: FCUBSCustomerService
- Operation Code: ModifyCustomer
- For each node, set New, Delete, and All Records as Y

12. On **Home** screen, specify **GWDAMDMT**, and click **Next** arrow.

The **Gateway Amendment Maintenance** screen displays.

Figure 1-12 Gateway Amendment Maintenance



Note: STTMS_CUSTOMER

- ACCESS_GROUP
- ADDRESS_LINE1
- ADDRESS_LINE2
- ADDRESS_LINE3
- ADDRESS_LINE4
- CIF_STATUS
- COUNTRY
- CUSTOMER_CATEGORY
- CUSTOMER_NAME1
- CUSTOMER_NAME2
- CUST_CLASSIFICATION
- CUST_GROUP
- FULL_NAME
- KYC_DETAILS
- KYC_REF_NO
- LANGUAGE
- LOCAL_BRANCH
- NATIONALITY
- PINCODE
- SHORT_NAME
- SHORT_NAME2
- UNIQUE_ID_NAME
- UNIQUE_ID_VALUE

Note: STTMS_CUSTOMER__A

- ADDRESS_LINE1

- ADDRESS_LINE2
- ADDRESS_LINE3
- COUNTRY
- CUSTOMER_NAME1
- JOINT_VENTURE
- KYC_DETAILS
- KYC_REF_NO
- LANGUAGE
- NATIONALITY
- PINCODE
- UNIQUE_ID_NAME
- UNIQUE_ID_VALUE

Note: STTMS_CUST_DOMESTIC

- ACCOMODATION
- DEPENDENT_CHILDREN
- DEPENDENT_OTHERS
- EDUCATIONAL_STATUS
- MARITAL_STATUS
- MOTHER_MAIDEN_NAME
- SPOUSE_EMP_STATUS
- SPOUSE_NAME
- STTMS_CUST_PERSONAL
- BIRTH_COUNTRY
- CUSTOMER_NO
- CUSTOMER_PREFIX
- CUSTOMER_PREFIX1
- CUSTOMER_PREFIX2
- CUST_COMM_MODE
- DATE_OF_BIRTH
- D_ADDRESS1
- D_ADDRESS2
- D_ADDRESS3
- D_ADDRESS4
- D_COUNTRY
- D_PINCODE
- E_MAIL
- FAX
- FAX_ISD_NO

- FIRST_NAME
- HOME_TEL_ISD
- HOME_TEL_NO
- LAST_NAME
- LEGAL_GUARDIAN
- MIDDLE_NAME
- MINOR
- MOBILE_NUMBER
- MOB_ISD_NO
- PASSPORT_NO
- PLACE_OF_BIRTH
- PPT_EXP_DATE
- PPT_ISS_DATE
- P_ADDRESS1
- P_ADDRESS2
- P_ADDRESS3
- P_ADDRESS4
- P_COUNTRY
- P_NATIONAL_ID
- P_PINCODE
- RESIDENT_STATUS
- SEX
- TELEPHONE
- TEL_ISD_NO
- US_RES_STATUS
- VST_US_PREV

Note: STTMS_CUST_PERSONAL__A

- CUST_COMM_MODE
- E_MAIL
- FAX
- FAX_ISD_NO
- MOBILE_NUMBER
- MOB_ISD_NO
- TELEPHONE
- TEL_ISD_NO
- STTMS_CUST_PROFESSIONAL
- CCY_PERS_INCEXP
- CREDIT_CARDS

- DESIGNATION
- EMPLOYER
- EMPLOYMENT_STATUS
- EMPLOYMENT_TENURE
- E_ADDRESS1
- E_ADDRESS2
- E_ADDRESS3
- E_ADDRESS4
- E_COUNTRY
- E_EMAIL
- E_TELEPHONE
- HOUSE_VALUE
- INSURANCE
- LOAN_PAYMENT
- OTHER_EXPENSES
- OTHER_INCOME
- PINCODE
- PREV_DESIGNATION
- PREV_EMPLOYER
- RENT
- RETIREMENT_AGE
- SALARY
- SALARY_FREQ

KYC Modification

- External System and Origin System: EXTSYS
- Source Operation: STDKYCMN_MODIFY
- Service Name: FCUBSSTService
- Operation Code: ModifyKYCDetails
- For each node, set New, Delete, and All Records as Y

Note: STTMS_KYC_COMPL_AUDIT_DTL

- ACTIVITY_STP_CD
- ACTIVITY_STP_CD_REASON
- CB_RESPONSE
- CB_RESPONSE_DATE
- CIS_NUMBER
- DAIRY_NOTE
- NAME
- STR_DATE

- STR_RAISED
- STR_REF_NO

Node: STTMS_KYC_CORPORATE

- ACC_PURPOSE
- ACC_SOLICITED
- ACC_SOLICITED_DATE
- ANNUAL_TURNOVER
- APPROVER_COMMENTS
- AUDIT_DATE
- BORROW_ACC_GRP
- BUSINESS_APPROVAL
- BUSINESS_NATURE
- COMPANY_TYPE
- COMPLIANCE_CLEARANCE
- EMPLOYEE_NUMBER
- FUNDS_SOURCE
- GROUP_NAME
- INTRODUCER_DTL
- KYC_AMTS_CCY
- KYC_COMMENTS
- KYC_NXT_REVIEW_DATE
- LOCAL_ABROAD_BRN
- OTHR_COMPANY_TYPE
- OTHR_SALARY_MODES
- PARENT_CMPNY_COUNTRY
- SALARY_MODE

Node: STTMS_KYC_CORP_CLIENT

- COUNTRIES
- PAYMENT_MODE

Node: STTMS_KYC_CORP_KEYPERSONS

- ADDRESS
- ADDRESS_COUNTRY
- BIRTH_COUNTRY
- DATE_OF_BIRTH
- ISD_CODE
- NATIONALITY
- OWNERSHIP_TYPE
- PLACE_OF_BIRTH

- POSITION_OR_TITLE
- RELATIONSHIP
- SHARE_HOLDING
- TAX_CNTRY
- TEL_NO
- TIN

Node:STTMS_KYC_CORP_SUPPLIER

- COUNTRIES
- SETTLEMENT_MODE

Node:STTMS_KYC_FINANCIAL

- BANK_ADDRESS
- COUNTRY
- KYC_AMTS_CCY

Node:STTMS_KYC_MASTER

- CRS_TYPE
- KYC_DESC
- RISK_LEVEL

Node:STTMS_KYC_MGMNT_DTL

- DESIGNATION

Node: STTMS_KYC_RETAIL

- ACC_PURPOSE
- ACC_TYPE
- APPROVER_COMMENTS
- BIRTH_COUNTRY
- BIRTH_DATE
- BIRTH_PLACE
- BUSINESS_INCOME
- DECLARED
- FAX_ISD_NO
- FAX_NO
- HOME_ADDR_COUNTRY
- HOME_COUNTRY_ADDR
- INVESTMENT_INCOME
- KYC_AMTS_CCY
- KYC_COMMENTS
- KYC_NXT_REVIEW_DATE
- LOCAL_ADDR
- LOCAL_ADDR_COUNTRY

- MOBILE_TEL_NO
- MOB_ISD_NO
- NATIONALITY
- OFFICE_TEL_NO
- OFF_TEL_ISD_NO
- OTHR_ACC_PURPOSE
- OTHR_INCOME_SOURCES

Note:STTMS_KYC_SHARE_HOLDERS

- ADDRESS
- CITY
- COUNTRY
- HOLDING

Note:STTMS_KYC_TXN_DETAILS

- COUNTRIES
- COUNTRY_PURPOSE
- MAX_COUNT
- PURPOSE
- SINGLE_MAX_AMT
- TOTAL_AMT

Note:STTMS_KYC_TXN_PRODUCTS

- MONTHLY_AMT
- NO_OF_TXN_MONTHLY
- RATING

 **Note:**

Additional fields may be present keeping future scope/assumptions.

1.2 Maintenance for Party Services

This topic describes the maintenance for Party Services.

Specify **User ID** and **Password**, and login to **Home** screen.

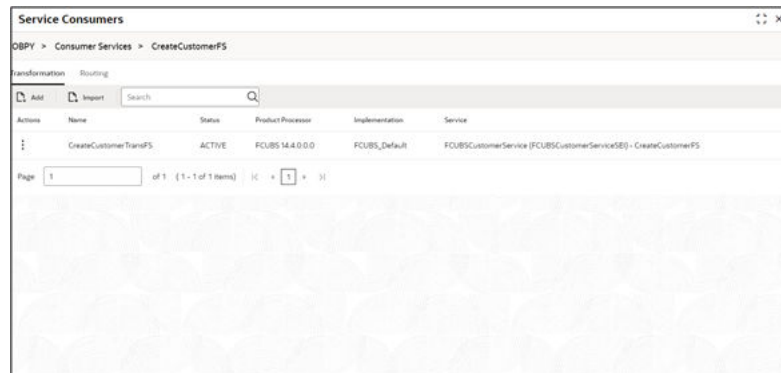
Maintain Oracle Banking Routing Hub configuration in common core for FLEXCUBE Universal Banking.

 **Note:**

Refer to **Routing Hub Configuration User Guide** for a detailed explanation.

1. On **Home** screen, click **Core Maintenance**. Under **Core Maintenance**, click **Routing Hub**.
2. Under **Routing Hub**, click **Service Consumers**.
The **Service Consumers** screen displays.

Figure 1-13 Service Consumers



3. Click **Import** and upload the `OBPY_Consumer.json` file provided in the release.
4. Click **Extract**.
5. Select **FCUBS** and click **Import**.
6. Click **OBPY**.
7. Under **OBPY**, click **FCUBS**.
8. Click **Edit**.
9. Change the host and port as per the FLEXCUBE Universal Banking Soap WebService installation and save it.
10. Consumer services in the JSON will be imported.
11. Post importing, please check the request transformation in the below listed Consumer Services. The Entity code must be changed to the value set in FLEXCUBE Universal Banking or the value can be nullified.

For example, the request transformation will have the following typical line.

```
<fcub:ENTITY>$headers["entityId"][0]</fcub:ENTITY>
```

Here the entity code in the OBPY is passed in runtime as `$headers["entityId"][0]`. This would not work if the entity code is different in FLEXCUBE Universal Banking.

The above line can be changed to

```
<fcub:ENTITY>entity_code_of_fcubs</fcub:ENTITY> or <fcub:ENTITY></fcub:ENTITY>
```

List of Consumer Services in Service Provider FCUBS

- a. CreateSMBCustomerFS
- b. CreateFICorporateCustomerFS
- c. CreateSMCustomerFS
- d. CreateCustomerFS
- e. CreateCorporateCustomerFS
- f. CreateKYCDetailsFS

- g.** ModifyCustomerFS
- h.** ModifySMERCustomerFS
- i.** ModifyStructuredAddressFS
- j.** ModifySMBCustomerFS
- k.** ModifyCorporateCustomerFS
- l.** ModifyFICustomerFS
- m.** QueryCustomerIO
- n.** QueryCustomerAccountBalance

Index

C

Customer Prefix Maintenance, [1-4](#)

E

External System Functions, [1-3](#)

External System Maintenance, [1-2](#)

K

KYC Type Maintenance, [1-4](#)

M

Maintenance for Oracle FLEXCUBE Universal
Banking, [1-1](#)

Maintenance for Party Services, [1-14](#)

S

Static Type Maintenance, [1-3](#)

U

Upload Source Maintenance, [1-1](#)

Upload Source Preferences Maintenance, [1-2](#)