

Oracle® Banking Microservices Architecture

Small and Medium Business 360 User Guide



14.7.1.0.0

F84083-01

May 2023

ORACLE®

F84083-01

Copyright © 2021, 2023, Oracle and/or its affiliates.

This software and related documentation are provided under a license agreement containing restrictions on use and disclosure and are protected by intellectual property laws. Except as expressly permitted in your license agreement or allowed by law, you may not use, copy, reproduce, translate, broadcast, modify, license, transmit, distribute, exhibit, perform, publish, or display any part, in any form, or by any means. Reverse engineering, disassembly, or decompilation of this software, unless required by law for interoperability, is prohibited.

The information contained herein is subject to change without notice and is not warranted to be error-free. If you find any errors, please report them to us in writing.

If this is software, software documentation, data (as defined in the Federal Acquisition Regulation), or related documentation that is delivered to the U.S. Government or anyone licensing it on behalf of the U.S. Government, then the following notice is applicable:

U.S. GOVERNMENT END USERS: Oracle programs (including any operating system, integrated software, any programs embedded, installed, or activated on delivered hardware, and modifications of such programs) and Oracle computer documentation or other Oracle data delivered to or accessed by U.S. Government end users are "commercial computer software," "commercial computer software documentation," or "limited rights data" pursuant to the applicable Federal Acquisition Regulation and agency-specific supplemental regulations. As such, the use, reproduction, duplication, release, display, disclosure, modification, preparation of derivative works, and/or adaptation of i) Oracle programs (including any operating system, integrated software, any programs embedded, installed, or activated on delivered hardware, and modifications of such programs), ii) Oracle computer documentation and/or iii) other Oracle data, is subject to the rights and limitations specified in the license contained in the applicable contract. The terms governing the U.S. Government's use of Oracle cloud services are defined by the applicable contract for such services. No other rights are granted to the U.S. Government.

This software or hardware is developed for general use in a variety of information management applications. It is not developed or intended for use in any inherently dangerous applications, including applications that may create a risk of personal injury. If you use this software or hardware in dangerous applications, then you shall be responsible to take all appropriate fail-safe, backup, redundancy, and other measures to ensure its safe use. Oracle Corporation and its affiliates disclaim any liability for any damages caused by use of this software or hardware in dangerous applications.

Oracle®, Java, and MySQL are registered trademarks of Oracle and/or its affiliates. Other names may be trademarks of their respective owners.

Intel and Intel Inside are trademarks or registered trademarks of Intel Corporation. All SPARC trademarks are used under license and are trademarks or registered trademarks of SPARC International, Inc. AMD, Epyc, and the AMD logo are trademarks or registered trademarks of Advanced Micro Devices. UNIX is a registered trademark of The Open Group.

This software or hardware and documentation may provide access to or information about content, products, and services from third parties. Oracle Corporation and its affiliates are not responsible for and expressly disclaim all warranties of any kind with respect to third-party content, products, and services unless otherwise set forth in an applicable agreement between you and Oracle. Oracle Corporation and its affiliates will not be responsible for any loss, costs, or damages incurred due to your access to or use of third-party content, products, or services, except as set forth in an applicable agreement between you and Oracle.

Contents

1 Overview - SMB 360

2 Get Started

2.1	SMB 360 Page	2-2
2.2	Business Details	2-3
2.3	Owner Details	2-4
2.4	Total Relationship Value	2-6
2.5	Account Information	2-6
2.6	Transactions	2-14
2.7	Fee Income Products	2-14
2.8	Standing Instructions	2-15
2.9	Stakeholders	2-16
2.10	Alerts	2-18
2.11	Pending Activities and Requests	2-18
2.12	Upcoming Events	2-19
2.13	Offers and Schemes	2-20

Index

Preface

- [Purpose](#)
- [Audience](#)
- [Related Documents](#)
- [Conventions](#)
- [List of Topics](#)
- [Symbols and Icons](#)
- [Screenshot Disclaimer](#)

Purpose

This guide provides the detailed information about the Small and Medium Business (SMB) customer 360 feature.

Audience

This guide is intended for the Relationship Managers (RM) in the SMB division of the bank.

Related Documents

For more information, see these Oracle resources:

- *Getting Started User Guide*
- *SMB Onboarding User Guide*

Conventions

The following text conventions are used in this document:

Convention	Meaning
boldface	Boldface type indicates graphical user interface elements associated with an action, or terms defined in text or the glossary.
<i>italic</i>	Italic type indicates book titles, emphasis, or placeholder variables for which you supply particular values.
<code>monospace</code>	Monospace type indicates commands within a paragraph, URLs, code in examples, text that appears on the screen, or text that you enter.

List of Topics

This guide is organized into the following topics:





Table List of Topics

Topic	Description
Overview - SMB 360	This topic provides an overview of the SMB 360 feature.
Get Started	This topic provides the information on how to view SMB 360.
Business Details	This topic describes the basic details of the SMB customer.
Owner Details	This topic describes the details of the owners of the business.
Total Relationship Value	This topic describes the total value of the relationship between the customer and the bank in terms of assets and liability.
Account Information	This topic provides the systematic instructions to view the balance and outstanding information of all the customer accounts.
Transactions	This topic provides information about the recent transactions done by the customers across all accounts.
Fee Income Products	This topic describes the products through which the bank gains income from the customer.
Standing Instructions	This topic describes the standing instructions set for the customer accounts.
Stakeholders	This topic describes the information about the stakeholders of the SMB Customer.
Alerts	This topic describes the items that require immediate action, such as payment overdue.
Pending Activities and Requests	This topic describes the requests/activities that are made by the customers and not yet responded to by the bank.
Upcoming Events	This topic describes the schedule of the customer based on their activities.
Offers and Schemes	This topic describes the offers and schemes that are already availed by the customers.

Symbols and Icons

The following are the symbols you are likely to find in this guide:

Table Symbols and Icons

Symbol/Icon	Function
	Close
	Expand view
	Maximize
	Minimize

Screenshot Disclaimer

Information used in the interface or documents are dummy, it does not exist in real world, and its only for reference purpose.

1

Overview - SMB 360

This topic describes the overview about the Small and Medium Business (SMB) 360 feature.

Small and Medium Business 360 or SMB 360 is an essential feature designed to simplify the work of RMs in the bank and save a significant amount of time. The customer-specific information displayed in SMB 360 enables the RM to stay up to date with their customers and perform actions that have strict deadlines on time.

Some of the most required information displayed in SMB 360 are:

Table 1-1 Customer Demographic Sections

Sections	Description
Demographic Details	This section provides the basic demographic information about the customer.
Owner Details	This section provides the owner details of the SMB customer.
Total Relationship Value	This section provides the total relationship value for the SMB Customer's relationship with the Bank.
Account Information	This section provides the account information on all the customer accounts.
Transactions	This section provides the transactions on all the customer accounts.
Fee Income Products	This section provides the fee income products for the SMB Customer.
Standing Instructions	This section provides the standing instructions for automatic debit of loans received by the customer.
Stakeholders	This section provides the key stakeholders for the SMB customer.
Alerts	This section provides the alerts on pending activities.
Pending Activities	This section provides the pending activities of both the bank and the SMB customer.
Offers and Schemes	This section provides the offers and schemes availed by the SMB customer.
Upcoming Events	This section provides the upcoming events of the customer.

2

Get Started

This topic describes the detailed information on the various tiles/sections of the SMB 360 page.

SMB 360 enables the RM to view all the necessary information about the customer from a single place. The SMB 360 page can be viewed using the *Customer Search* option.

This topic contains the following subtopic:

- [SMB 360 Page](#)
This topic provides the systematic instructions to view the customer details in SMB 360 page.
- [Business Details](#)
This topic describes the basic details of the SMB customer in the top left pane of the SMB 360 page.
- [Owner Details](#)
This topic describes the information to view the owner details of the business.
- [Total Relationship Value](#)
This topic describes the information to view the total value of relationship between the customer and the bank in terms of assets and liability.
- [Account Information](#)
This topic provides the systematic instruction to the balance details and outstanding information of all the customer accounts at the top of the SMB 360 page.
- [Transactions](#)
This topic describes the information about the recent transactions done by the customers across all accounts.
- [Fee Income Products](#)
This topics describes the information to view the groups and lists the products through which the bank gains income from the customer.
- [Standing Instructions](#)
This topic describes the information to view the standing instruction sets for the customer accounts.
- [Stakeholders](#)
This topic describes the information about the stakeholders of the SMB customer.
- [Alerts](#)
This topic describes the information on the alerts that require immediate action, such as payment overdue.
- [Pending Activities and Requests](#)
This topic describes the information about the pending activities and customer requests.
- [Upcoming Events](#)
This topic describes the information to view the schedule of the customer based on their activities.

- [Offers and Schemes](#)

This topic describes the information about the offers and schemes availed by the customers.

2.1 SMB 360 Page

This topic provides the systematic instructions to view the customer details in SMB 360 page.

Before you begin, log in to the application homepage. For information on how to log in, refer to *Getting Started User Guide*.

 **Note:**

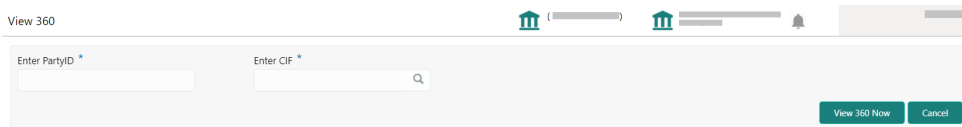
- User should have required Customer Group Access to View 360 of a party within a customer access group. For more details, refer to **Oracle Banking Common Core User Guide**, **Oracle Banking Security Management System User Guide**, and **Retail Onboarding User Guide**.
- User should have required Personal Identifiable Information (PII) access to view individual party information, if PII fields are configured. For more details, refer to **Oracle Banking Security Management System User Guide**, and **Retail Onboarding User Guide**.

 **Note:**

The fields marked as **Required** are mandatory.

1. On the Home page, click **Party Service**. Under **Party Service**, click **View 360**. The **View 360** screen displays.

Figure 2-1 View 360



2. On the **View 360** screen, specify the fields. For more information on fields, refer to the field description table.

Table 2-1 View 360 - Field Description

Field	Description
Enter Party ID	Specify the party ID of the desired customer.
Enter CIF	Specify the CIF of the desired customer.

3. Click **View 360 Now**.

The **SMB 360** page displays.

Figure 2-2 SMB 360

Cafe - SMB Customer

Owner Detail

CII/Party ID: [Redacted] Date of Birth: [Redacted] Gender: [Redacted]
Citizenship: [Redacted] Ownership: Is Customer: N

GBP

CASA: GBP 250,000.00 Total Balance
Loan Account: GBP 0.00 Total Outstanding
Limits: GBP 0.00 Total Available Balance
Fixed Deposit: GBP 0.00 Total Balance
Credit Cards: 0 Total Balance Due
Recurring Deposit: GBP 0.00 Total Balance
Demat Account: GBP 0.00 Total Balance
Mutual Funds: 0 Total Balance
Ins: 0 Total Balance

Total Relationship Value

Assets: 0.00% Total Value: 0
Liabilities: 100.00% Total Value: GBP 250,000.00

Transactions (2 Transactions)

Account Number: [Redacted] GBP 100,000.00
Account Number: [Redacted] GBP 150,000.00

Standing Instructions (0 Actions)

No items to display.

Stakeholders

Guarantors: [Redacted] Party: [Redacted] Individual

Related to Other Customers

Suppliers: [Redacted] Tea Company Customer: [Redacted] Corporate
Power Of Attorney: [Redacted]

Fee Income Products

No data to display

Currency: GBP

Alerts (0 Requests)

No items to display.

Pending Activities & Requests (0 Actions)

Activities: [Redacted] Requests: [Redacted]
No items to display.

Offers & Schemes (0 Instructions)

No record to display

Upcoming Events (0 Events)

No data to display

2.2 Business Details

This topic describes the basic details of the SMB customer in the top left pane of the SMB 360 page.

The following figure shows a sample of the business details tile.

This tile contains the following information:

Table 2-2 Business Details

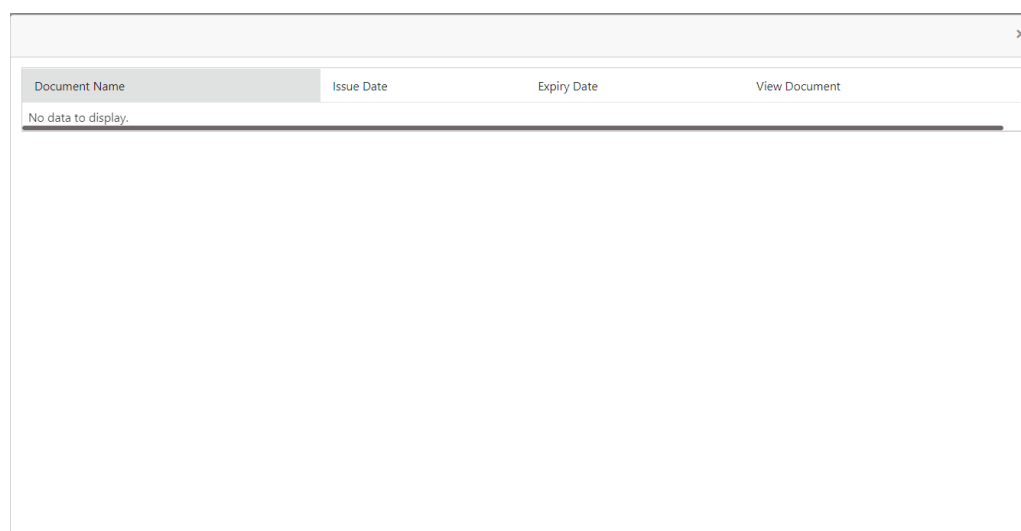
Data/Label	Description
Logo	Displays the business logo of the SMB customer.

Table 2-2 (Cont.) Business Details

Data/Label	Description
KYC Status	Displays the KYC status of the SMB customer.
Registration Number	Displays the registration number of the SMB customer.
Date of Registration	Displays the date of the registration.
Country Of Registration	Displays the code of the country where the business is registered for the SMB customer.
Classification Type	Displays the classification type of the SMB customer.
SMB Registration Number	Displays the SMB registration number.
Tax Identification Number	Displays the tax identification number of the SMB customer.
GST Identification Number	Displays the GST identification number of the SMB customer.
Business License Number	Displays the business license number of the SMB customer.
Documents	Displays the documents captured for the SMB Customer.

Click **View Document** to view the list of documents.

Figure 2-3 View Documents



2.3 Owner Details


This topic describes the information to view the owner details of the business.

The following figure shows a sample of this tile.

In case, there is more than one owner, one owner per card will be displayed.

Figure 2-4 Owner Details

Owner Detail

 **[Name]**

Date of Birth **[Redacted]**

Gender **[Redacted]**

Citizenship **[Redacted]**

Ownership **80%**

>


The details of the owner are as follows:

- Name of the owner
- Date of birth
- Gender
- Citizenship
- Ownership Percentage

If the stakeholder is an existing customer of the bank and the owner is an existing customer of the bank, the users can click on the owner's name to open the 360 view for the owner. If the owner is not a customer, then the system will launch the view of non-customer stakeholder details.

Figure 2-5 Non-customer stakeholder details

Stakeholder Summary

 **[Name]** ([Redacted])

Date of birth **[Redacted]** Gender **[Redacted]** Marital Status **[Redacted]**

General Information

ID Type **Passport** ID Number **[Redacted]** Citizenship by Birth **[Redacted]**

Nationality **[Redacted]** Birth Country **[Redacted]** Country of Residence **[Redacted]**

Resident Status **Resident**

Address and Contact


No of addresses **[Redacted]**

Mobile **[Redacted]**

Email **[Redacted]**

Related to Other Customers

Guarantors **[Redacted]** Power Of Attorney **[Redacted]** Household **[Redacted]**

 **Cafe**

Customer | **[Redacted]** | SMB

KYC

Status **Non-Compliant**

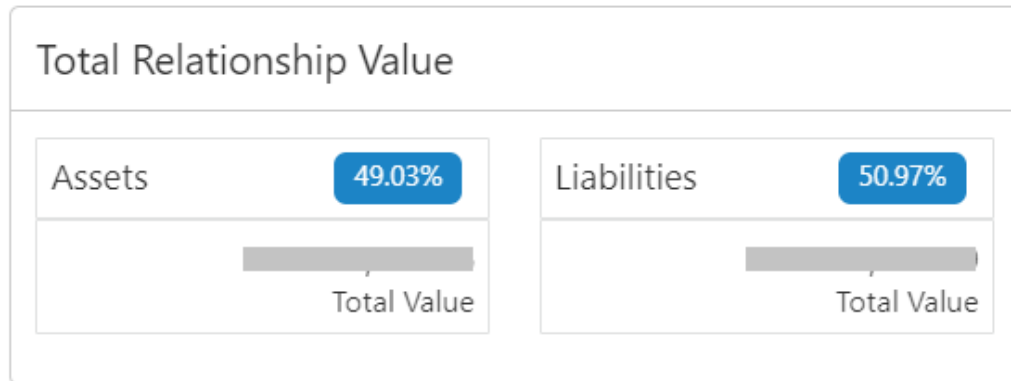
KYC Last Updated Date **[Redacted]**

2.4 Total Relationship Value

This topic describes the information to view the total value of relationship between the customer and the bank in terms of assets and liability.

The following figure shows a sample of this tile.

Figure 2-6 Total Relationship Value



In addition to the values displayed, the following options are available in this tile:

Table 2-3 Total Relationship Value - Field Description

Field	Description
Liabilities	Click on the percentage of the liabilities to view the values of liabilities in a chart.
Assets	Click on the percentage of the assets to view the values of assets in a chart.

2.5 Account Information

This topic provides the systematic instruction to the balance details and outstanding information of all the customer accounts at the top of the SMB 360 page.

Before you begin, open the SMB 360 page. For more information, refer to [SMB 360 Page](#).

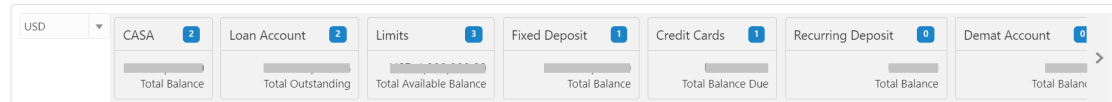
The following customer account details are displayed on the SMB 360 page:

- CASA
- Loan Account
- Limits
- Fixed Deposit
- Credit Cards
- Recurring Deposit

- Demat Account
- Mutual Funds
- Insurance Policies
- Lockers

A basic view of the account information is as follows:


Figure 2-7 Account Information



1. On the SMB 360 page, click on the account count in the **CASA** section to view the detailed information about CASA.

The **CASA** window displays.

Figure 2-8 CASA Information


CASA
✕

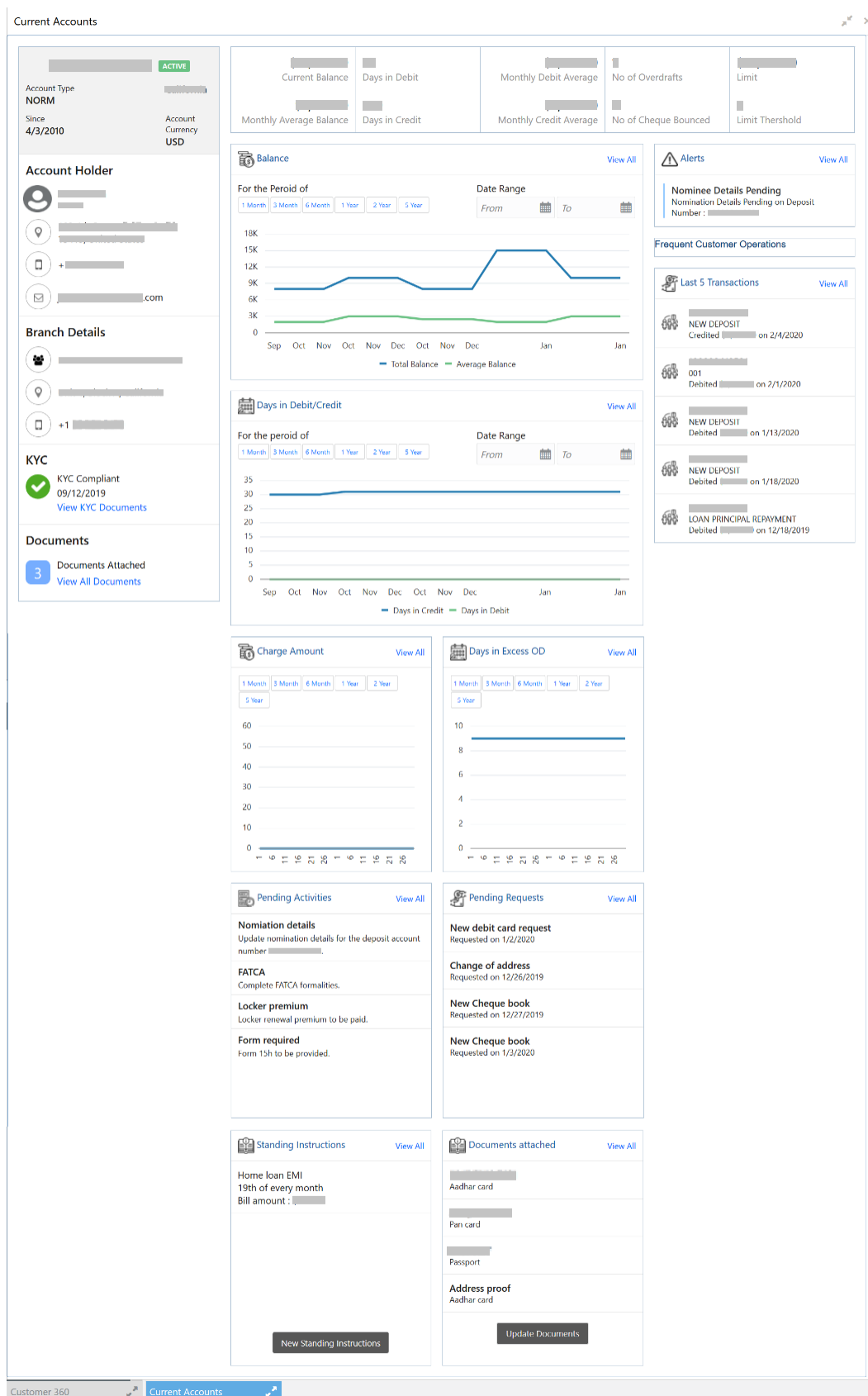
All	Current Accounts	Savings Accounts
<div></div>		CURRENT ACCOUNTS
Currency	Account Balance	Status
		Active
<div></div>		CURRENT ACCOUNTS
Currency	Account Balance	Status
		Active
<div></div>		CURRENT ACCOUNTS
Currency	Account Balance	Status
		Active
<div></div>		SAVINGS ACCOUNTS
Currency	Account Balance	Status
		Active

⏪
<
1
>
⏩

- On the **CASA** window, click the **Current Accounts** tab to view only the current account details.

The **Current Accounts** window displays.

Figure 2-9 Current Accounts

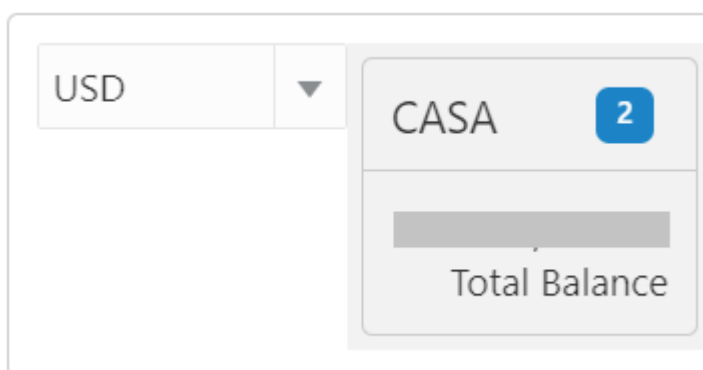


 **Note:**

The user can also view only savings account details in the **Savings Accounts** tab.

In case of unauthorized overdraw, the system displays the notification in the CASA widget to indicate the number of accounts that have an unauthorized overdraft.

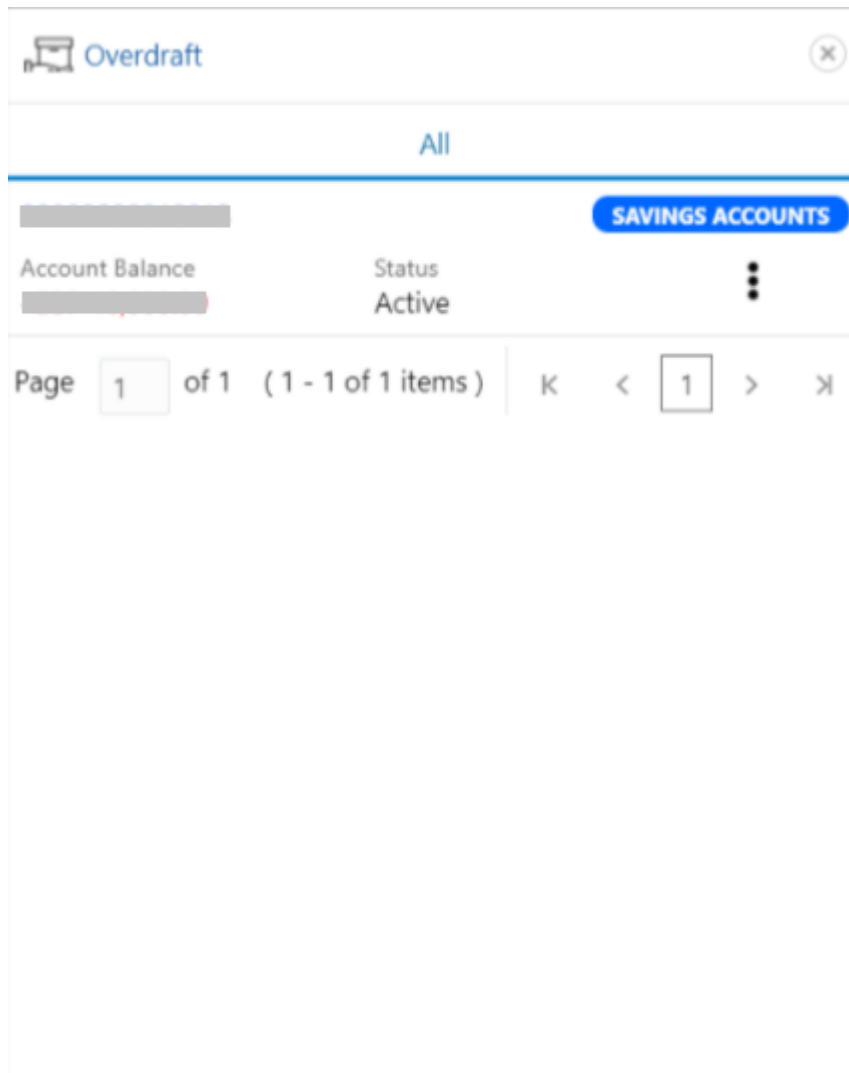
Figure 2-10 CASA Account



3. On the SMB 360 page, under the **CASA** account information section, click on the notification.

The **CASA Information - Unauthorized Overdraft** window displays the accounts with an unauthorized overdraft.

Figure 2-11 CASA Information with unauthorized overdraft



4. On the **Overdraft** window, click on the desired account number.
The **Account Balances** window displays.

Figure 2-12 Account Balances

Account Balances

Current Balance

(-)Uncollected

(-)Blocked

Available Balance

(+)Unutilized Amount

(+)TOD Limit



Total Available Balance













Cancel



5. On the SMB 360 page, under the account information section, click **Loan Account**.

The **Loan Account** window displays.



Figure 2-13 Loan Account

 **Loan Account** 

All	Home Loan	Vehicle Loan	
		HOME LOAN	
Currency 	Loan Outstanding 	Status Active	⋮
		VEHICLE LOAN	
Currency 	Loan Outstanding 	Status Active	⋮
		HOME LOAN	
Currency 	Loan Outstanding 	Status Active	⋮
		VEHICLE LOAN	
Currency 	Loan Outstanding 	Status Active	⋮

1

 **Note:**

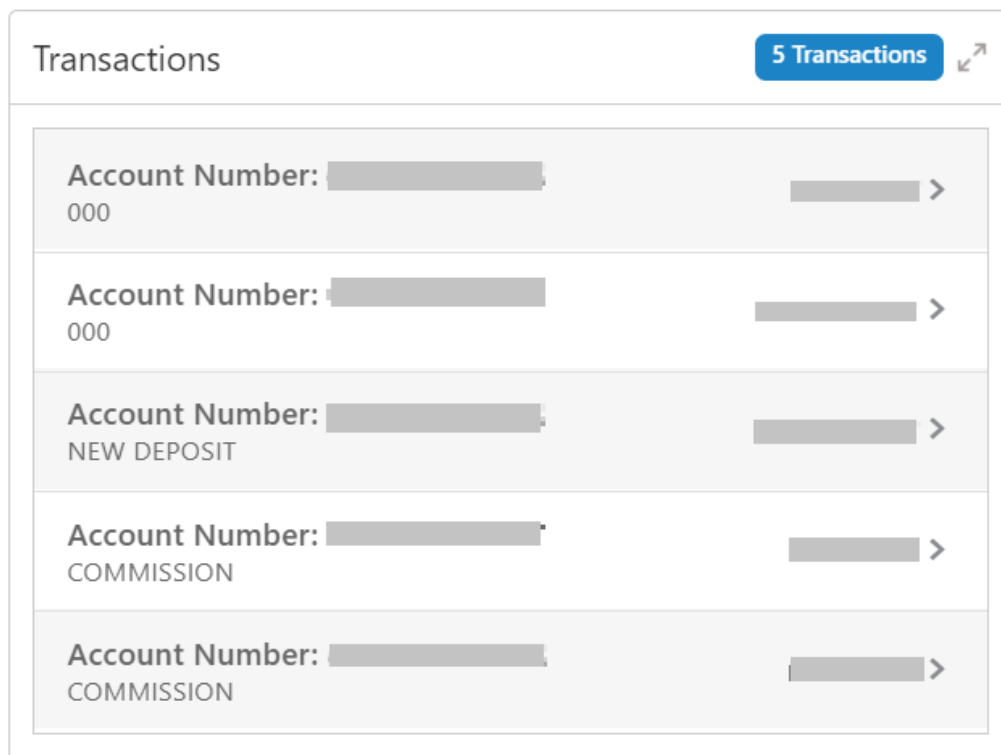
By default, the details are displayed for all the loan accounts. You can click on the corresponding tab to view details about the specific loan. For example, to view details about the vehicle loan, click the **Vehicle Loan** tab.

2.6 Transactions

This topic describes the information about the recent transactions done by the customers across all accounts.

The following figure shows a sample of this tile.

Figure 2-14 Transaction

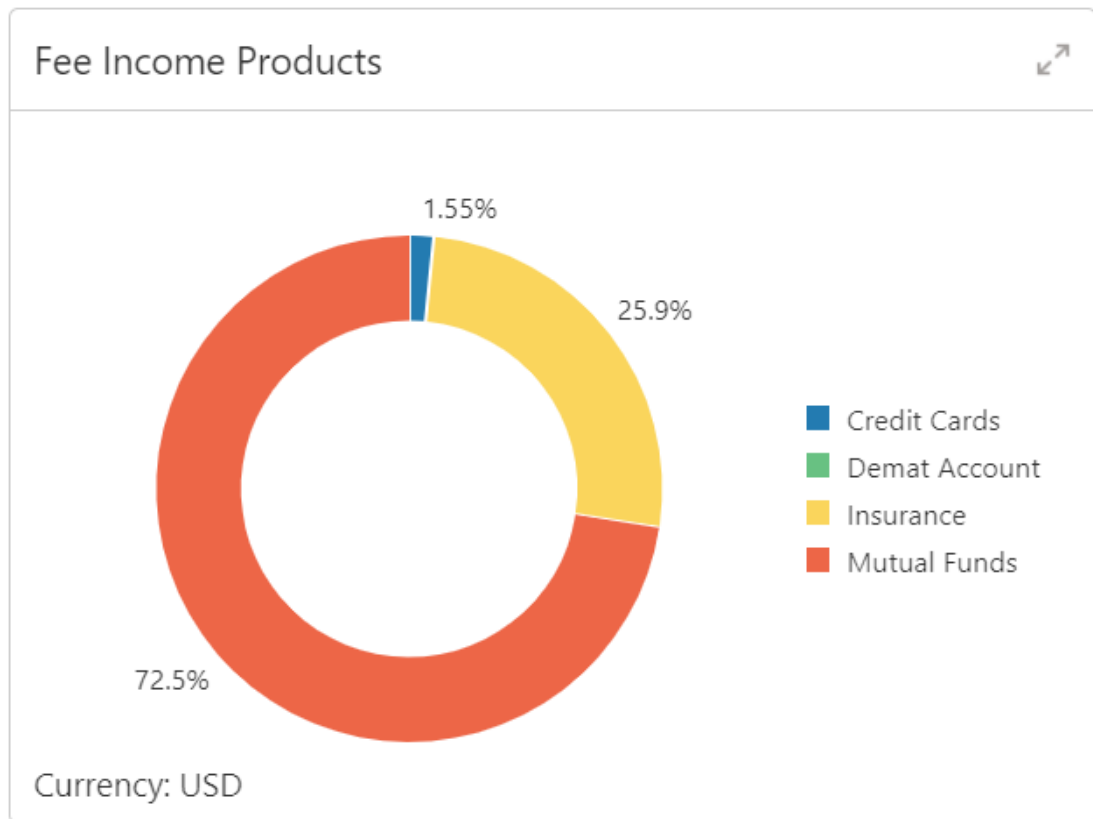


2.7 Fee Income Products

This topics describes the information to view the groups and lists the products through which the bank gains income from the customer.

The following figure shows a sample of this tile.

Figure 2-15 Fee Income Product



Note:

In the expanded view, you can click on the corresponding tab to view the specific fee income products. For example, click **Demat Account** tab to view the Demat account.

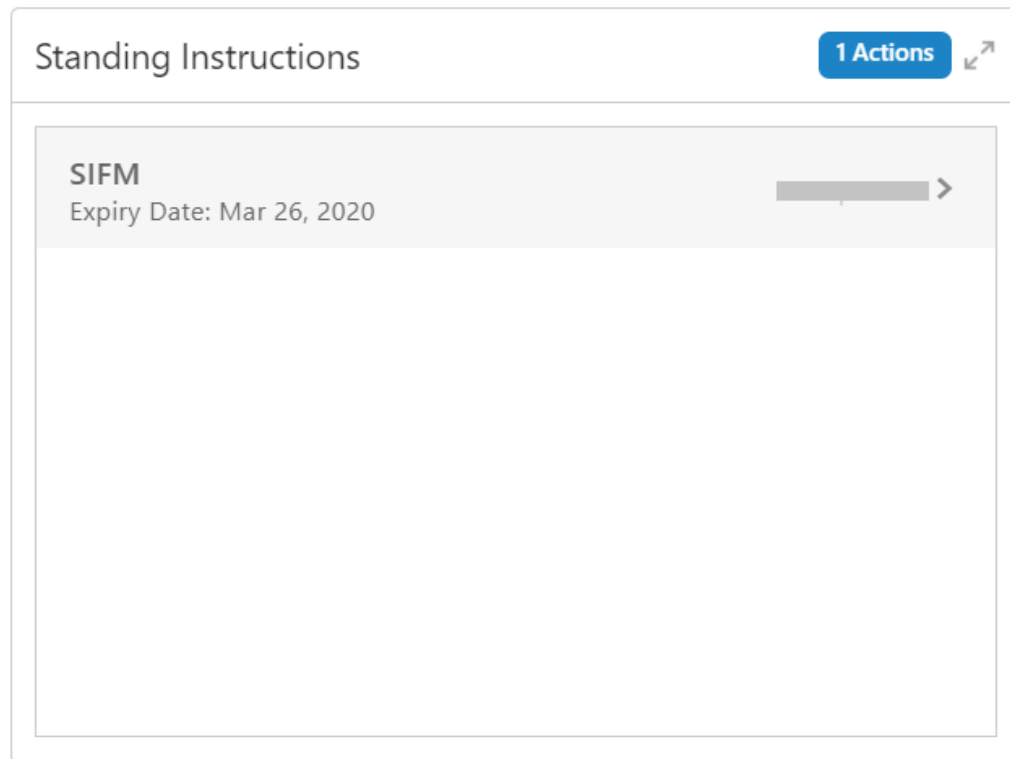
2.8 Standing Instructions

This topic describes the information to view the standing instruction sets for the customer accounts.

In addition to view the existing instructions, the RMs can easily create new standing instructions from this tile.

The following figure shows a sample of this tile.

Figure 2-16 Standing Insrtuction



2.9 Stakeholders

This topic describes the information about the stakeholders of the SMB customer.

The stakeholders are grouped by stakeholder type. Users can click on the corresponding tab to view the list of specific stakeholders.

Note:

- User should have required Customer Group Access to View 360 of a party within a customer access group. For more details, refer to **Oracle Banking Common Core User Guide**, **Oracle Banking Security Management System User Guide** and **Retail Onboarding User Guide**.
- User should have required Personal Identifiable Information (PII) access to view party information, if PII fields are configured. For more details, refer to **Oracle Banking Security Management System User Guide** and **Retail Onboarding User Guide**.

The following figure shows a sample of this tile.

Figure 2-17 Stakeholders

The screenshot shows a web interface titled "Stakeholders". At the top, there are three tabs: "Guarantors", "Suppliers", and "Authorized Signatories". The "Guarantors" tab is currently selected and highlighted with a blue underline. Below the tabs, there is a profile card for a stakeholder. The card features a circular icon with a person silhouette on the left. To the right of the icon, the text "Party | [redacted] | INDIVIDUAL" is displayed. The rest of the card area is empty.

If the stakeholder is an existing customer of the bank and the owner is not a customer, clicking on the owner's name will open the 360 view for the owner. If the stakeholder is not a customer, then the system will launch the view of non-customer stakeholder details.

Figure 2-18 Non-customer stakeholder details

The screenshot displays the "Stakeholder Summary" page. At the top, there is a header bar with a person icon and fields for "Date of birth", "Gender", and "Marital Status". Below this, the page is divided into several sections. The "General Information" section on the left contains fields for "ID Type" (Passport), "ID Number", "Citizenship by Birth", "Nationality", "Birth Country", "Country of Residence", and "Resident Status" (Resident). The "Address and Contact" section on the right contains fields for "No of addresses", "Mobile", and "Email". Below the "General Information" section, there is a "Related to Other Customers" section with tabs for "Guarantors", "Power Of Attorney", and "Household". The "Guarantors" tab is selected, showing a profile card for a customer named "Cafe" with a status of "Customer" and "SMB". The "KYC" section on the right contains a "Status" field with a red "Non-Compliant" label and a "KYC Last Updated Date" field.

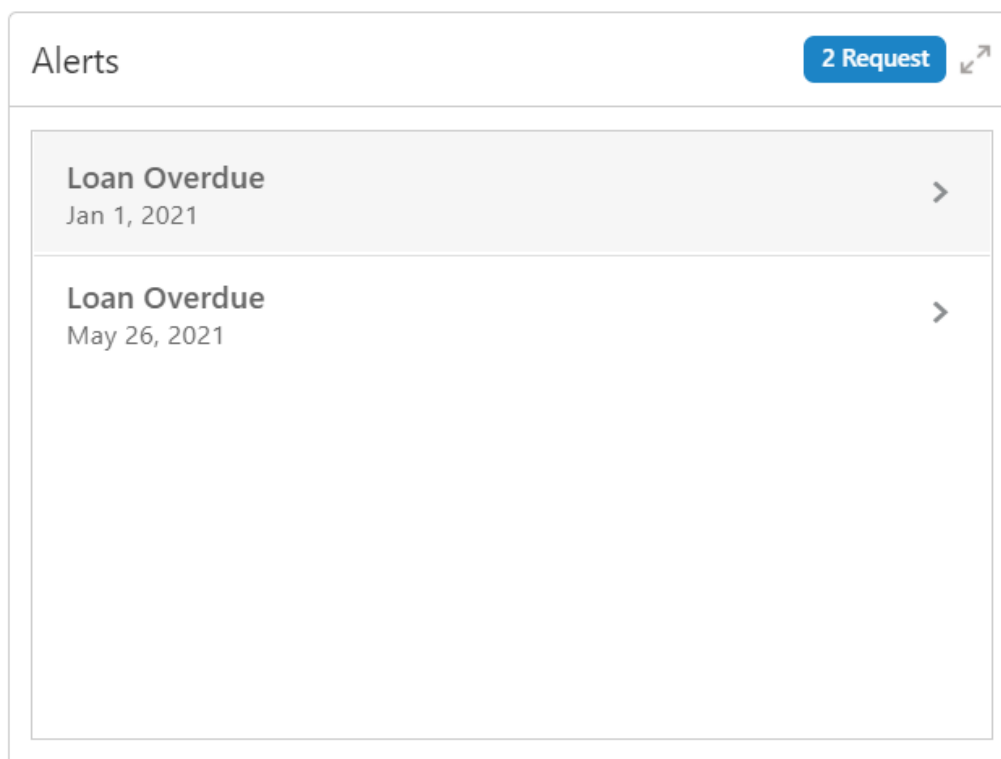
2.10 Alerts

This topic describes the information on the alerts that require immediate action, such as payment overdue.

By periodically monitoring this section, the RM can well prioritize their actions to be performed.

The following figure is a sample of this tile:

Figure 2-19 Alerts



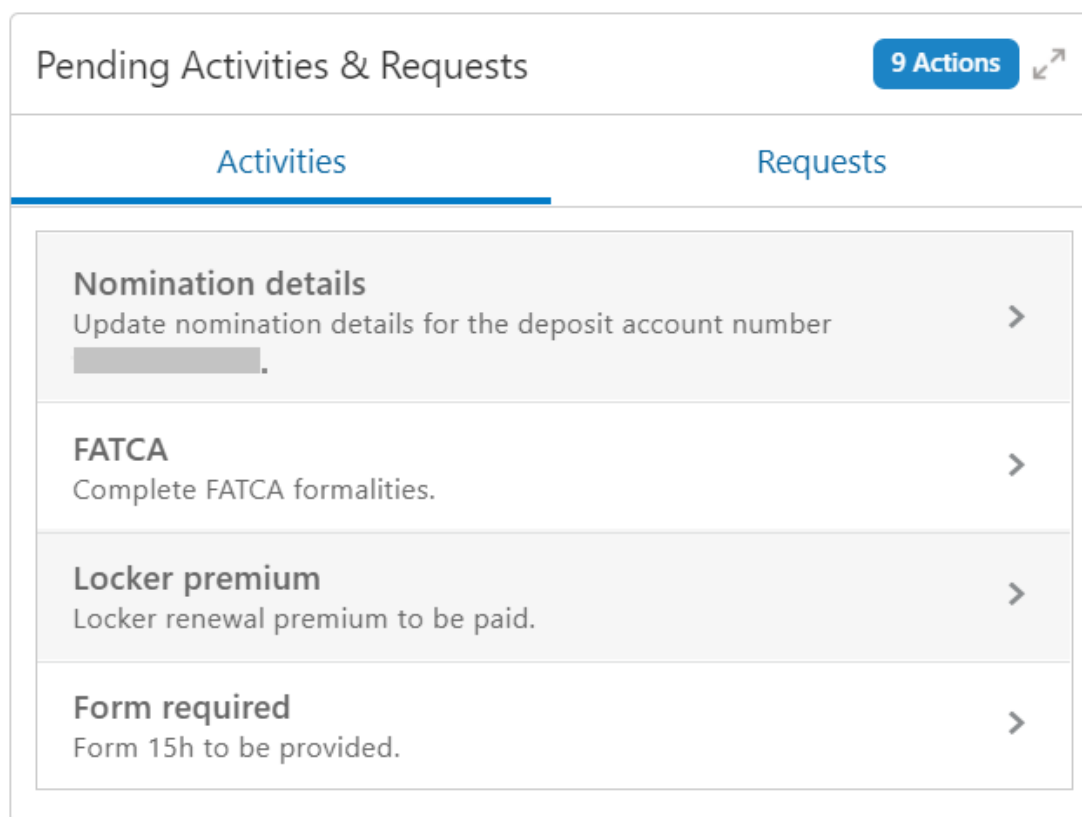
2.11 Pending Activities and Requests

This topic describes the information about the pending activities and customer requests.

The RM can view these activities and request to take necessary actions based on the criticality.

The following figure shows a sample of this tile.

Figure 2-20 Pending Activities and Requests



For information on the tabs, refer to the Tab Description table:

Table 2-4 Pending Activities and Requests - Tab Description

Tab	Description
Activities	Displays the activities that are pending from the RM and the customer.
Requests	Displays the requests that are made by the customers and not yet responded to by the bank.

2.12 Upcoming Events

This topic describes the information to view the schedule of the customer based on their activities.

The following figure shows a sample of this tile.

Figure 2-21 Upcoming Events



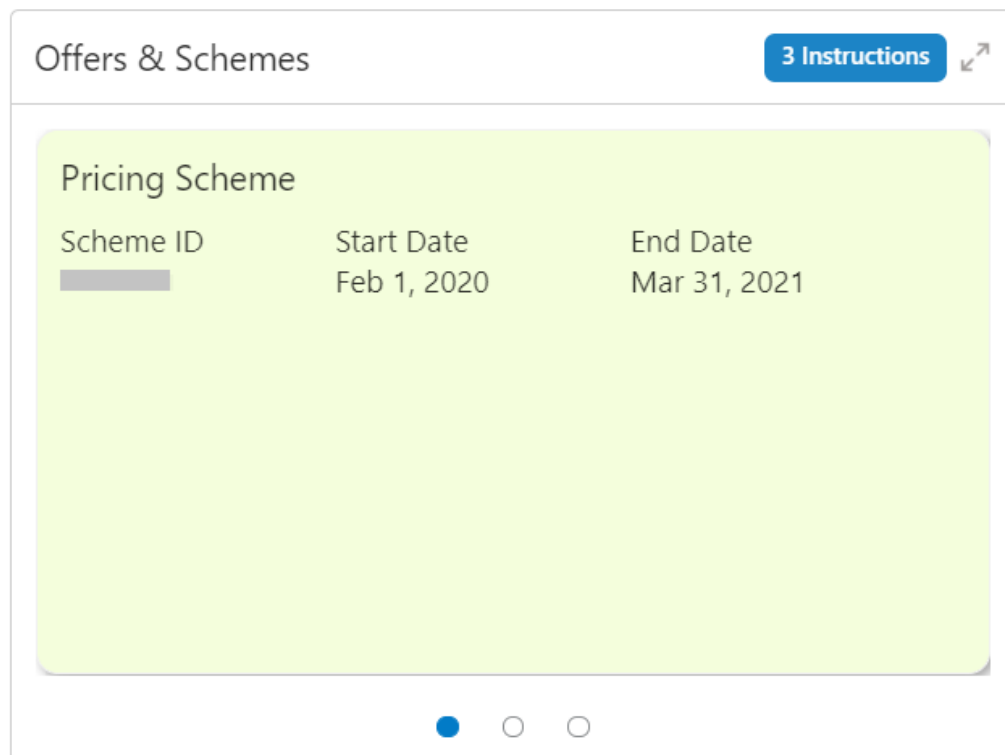
2.13 Offers and Schemes

This topic describes the information about the offers and schemes availed by the customers.

Knowing the existing offers and schemes of the customer helps the RM in promoting different products.

The following figure shows a sample of this tile.

Figure 2-22 Offers and Schemes



Index

A

Account Information, [2-6](#)
Alerts, [2-18](#)

B

Business Details, [2-3](#)

F

Fee Income Products, [2-14](#)

O

Offers and Schemes, [2-20](#)
Overview - SMB 360, [1-1](#)
Owner Details, [2-4](#)

P

Pending Activities and Requests, [2-18](#)

S

SMB 360 Page, [2-2](#)
Stakeholders, [2-16](#)
Standing Instructions, [2-15](#)

T

Total Relationship Value, [2-6](#)
Transactions, [2-14](#)

U

Upcoming Events, [2-19](#)