

Oracle Banking Trade Finance

Oracle Banking Trade Finance - Oracle Financial Services Analytical Applications Integration



Release 14.8.0.0.0
G29292-01
April 2025

ORACLE®

G29292-01

Copyright © 2007, 2025, Oracle and/or its affiliates.

This software and related documentation are provided under a license agreement containing restrictions on use and disclosure and are protected by intellectual property laws. Except as expressly permitted in your license agreement or allowed by law, you may not use, copy, reproduce, translate, broadcast, modify, license, transmit, distribute, exhibit, perform, publish, or display any part, in any form, or by any means. Reverse engineering, disassembly, or decompilation of this software, unless required by law for interoperability, is prohibited.

The information contained herein is subject to change without notice and is not warranted to be error-free. If you find any errors, please report them to us in writing.

If this is software, software documentation, data (as defined in the Federal Acquisition Regulation), or related documentation that is delivered to the U.S. Government or anyone licensing it on behalf of the U.S. Government, then the following notice is applicable:

U.S. GOVERNMENT END USERS: Oracle programs (including any operating system, integrated software, any programs embedded, installed, or activated on delivered hardware, and modifications of such programs) and Oracle computer documentation or other Oracle data delivered to or accessed by U.S. Government end users are "commercial computer software," "commercial computer software documentation," or "limited rights data" pursuant to the applicable Federal Acquisition Regulation and agency-specific supplemental regulations. As such, the use, reproduction, duplication, release, display, disclosure, modification, preparation of derivative works, and/or adaptation of i) Oracle programs (including any operating system, integrated software, any programs embedded, installed, or activated on delivered hardware, and modifications of such programs), ii) Oracle computer documentation and/or iii) other Oracle data, is subject to the rights and limitations specified in the license contained in the applicable contract. The terms governing the U.S. Government's use of Oracle cloud services are defined by the applicable contract for such services. No other rights are granted to the U.S. Government.

This software or hardware is developed for general use in a variety of information management applications. It is not developed or intended for use in any inherently dangerous applications, including applications that may create a risk of personal injury. If you use this software or hardware in dangerous applications, then you shall be responsible to take all appropriate fail-safe, backup, redundancy, and other measures to ensure its safe use. Oracle Corporation and its affiliates disclaim any liability for any damages caused by use of this software or hardware in dangerous applications.

Oracle®, Java, MySQL, and NetSuite are registered trademarks of Oracle and/or its affiliates. Other names may be trademarks of their respective owners.

Intel and Intel Inside are trademarks or registered trademarks of Intel Corporation. All SPARC trademarks are used under license and are trademarks or registered trademarks of SPARC International, Inc. AMD, Epyc, and the AMD logo are trademarks or registered trademarks of Advanced Micro Devices. UNIX is a registered trademark of The Open Group.

This software or hardware and documentation may provide access to or information about content, products, and services from third parties. Oracle Corporation and its affiliates are not responsible for and expressly disclaim all warranties of any kind with respect to third-party content, products, and services unless otherwise set forth in an applicable agreement between you and Oracle. Oracle Corporation and its affiliates will not be responsible for any loss, costs, or damages incurred due to your access to or use of third-party content, products, or services, except as set forth in an applicable agreement between you and Oracle.

Contents

Preface

Purpose	iv
Audience	iv
Documentation Accessibility	iv
Critical Patches	v
Diversity and Inclusion	v
Organization	v
Conventions	v
Related Information Sources	vi
Screenshot Disclaimer	vi
Acronyms and Abbreviations	vi
Symbols and Icons	vi

1 Oracle OBTF - OFSAA Integration

1.1	Scope	1-1
1.1.1	Integration Scope in Oracle Banking Trade Finance System	1-2
1.1.2	Integration Scope in Oracle Financial Services Analytical Applications	1-2
1.2	Prerequisites in Oracle Banking Trade Finance	1-2
1.2.1	Maintenances	1-2
1.2.1.1	Maintaining Batch Programs	1-2
1.2.1.2	Maintaining Extraction Routines	1-2
1.3	Prerequisites in Oracle Financial Services Analytical Applications	1-3
1.4	Integration Architecture	1-3
1.5	Integration Process	1-3

2 Annexure

2.1	Data Transfer from OBTF to OFSAA	2-1
-----	----------------------------------	-----

Preface

- [Purpose](#)
This document helps you acquaint with the information on inter-connecting Oracle Banking Trade Finance (OBTF) with Oracle Financial Services Analytical Application (OFSAA).
- [Audience](#)
This manual is intended for the following User/User Roles:
- [Documentation Accessibility](#)
- [Critical Patches](#)
- [Diversity and Inclusion](#)
- [Organization](#)
This topic is organized into following topics:
- [Conventions](#)
- [Related Information Sources](#)
- [Screenshot Disclaimer](#)
- [Acronyms and Abbreviations](#)
- [Symbols and Icons](#)

Purpose

This document helps you acquaint with the information on inter-connecting Oracle Banking Trade Finance (OBTF) with Oracle Financial Services Analytical Application (OFSAA).

Besides this user manual, while maintaining the interface related details, you can load the context sensitive help available for each field in OBTF. This help describes the purpose of each field within a screen. You can obtain this information by placing the cursor on the relevant field and striking the <F1> key on the keyboard.

Audience

This manual is intended for the following User/User Roles:

Role	Function
Back office data entry Clerks	Input functions for maintenance related to the interface
End of day operators	Processing during end of day
Implementation Teams	For setting up integration

Documentation Accessibility

For information about Oracle's commitment to accessibility, visit the Oracle Accessibility Program website at <http://www.oracle.com/pls/topic/lookup?ctx=acc&id=docacc>.

Access to Oracle Support

Oracle customer access to and use of Oracle support services will be pursuant to the terms and conditions specified in their Oracle order for the applicable services.

Critical Patches

Oracle advises customers to get all their security vulnerability information from the Oracle Critical Patch Update Advisory, which is available at [Critical Patches](#), [Security Alerts and Bulletins](#). All critical patches should be applied in a timely manner to ensure effective security, as strongly recommended by [Oracle Software Security Assurance](#).

Diversity and Inclusion

Oracle is fully committed to diversity and inclusion. Oracle respects and values having a diverse workforce that increases thought leadership and innovation. As part of our initiative to build a more inclusive culture that positively impacts our employees, customers, and partners, we are working to remove insensitive terms from our products and documentation. We are also mindful of the necessity to maintain compatibility with our customers' existing technologies and the need to ensure continuity of service as Oracle's offerings and industry standards evolve. Because of these technical constraints, our effort to remove insensitive terms is ongoing and will take time and external cooperation.

Organization

This topic is organized into following topics:

Topic	Description
Preface	This topic gives information on the intended audience. It also lists the various chapters covered in this User Manual.
Oracle OBTF - OFSAA Integration	This topic explains the integration between Oracle Banking Trade Finance and Oracle Financial Services Analytical Applications.
Annexure	This topic provides the details of data exchange.

Conventions

The following text conventions are used in this document:

Convention	Meaning
boldface	Boldface type indicates graphical user interface elements associated with an action, or terms defined in text.
<i>italic</i>	Italic type indicates book titles, emphasis, or placeholder variables for which you supply particular values.
monospace	Monospace type indicates commands within a paragraph, URLs, code in examples, text that appears on the screen, or text that you enter.

Related Information Sources

Along with this user manual you may also refer the following related resources:

- Oracle Banking Trade Finance Installation Manual
- OBTF-OFSAA Data Transfer matrix

Screenshot Disclaimer

Personal information used in the interface or documents is dummy and does not exist in the real world. It is only for reference purposes.

Acronyms and Abbreviations

Abbreviation	Description
System	Unless and otherwise specified, it always refers to Oracle Banking Trade Finance system
OBTF	Oracle Banking Trade Finance
OFSAA	Oracle Financial Services Analytical Applications
DIH	Data Integration Hub
Source System	Oracle Banking Trade Finance System (OBTF)
EOD	End of Day
EOFI	End of Financial Input
OD	Overdraft

Symbols and Icons

The list of symbols and icons available on the screens are as follows:

Table 1 Symbols and Icons - Common






















Symbol/Icon	Function
	Minimize
	Maximize
	Close
	Perform Search
	Open a list

Table 1 (Cont.) Symbols and Icons - Common

Symbol/Icon	Function
	Date Range
	Add a new record
	Navigate to the first record
	Navigate to the last record
	Navigate to the previous record
	Navigate to the next record
	Grid view
	List view
	Refresh
	Click this icon to add a new row.
	Click this icon to delete a row, which is already added.
	Calendar
	Alerts
	Unlock Option
	View Option
	Reopen Option

1

Oracle OBTF - OFSAA Integration

The integration between the Oracle Banking Trade Finance System (OBTF) and the Oracle Financial Services Analytical Applications (OFSAA) enables the financial institutions to:

- Get insights to customer patterns based on the data captured in core banking
- Achieve end-to-end improvement in business delivery
- Achieve effective performance and risk free management using the available customer data

This integration is achieved by handing off OBTF core banking data via staging tables to OFSAA using DIH connector.

This chapter contains the following sections:

- [Scope](#)
- [Prerequisites in Oracle Banking Trade Finance](#)
- [Prerequisites in Oracle Financial Services Analytical Applications](#)
- [Integration Architecture](#)
- [Integration Process](#)

- [Scope](#)

This section describes the scope of the integration with respect to each system, that is OBTF and OFSAA.

- [Prerequisites in Oracle Banking Trade Finance](#)
- [Prerequisites in Oracle Financial Services Analytical Applications](#)
- [Integration Architecture](#)
- [Integration Process](#)

OBTF has pre-defined staging tables required for OFSAA extracts. During EOFI batch, the module wise data is extracted to staging tables in OBTF. OBTF provides a control table to indicate successful data extraction. OFSAA pulls the data from the tables in OBTF using the DIH connector.

1.1 Scope

This section describes the scope of the integration with respect to each system, that is OBTF and OFSAA.

This section contains the following topics:

- [Integration Scope in Oracle Banking Trade Finance System](#)
- [Integration Scope in Oracle Financial Services Analytical Applications](#)
- [Integration Scope in Oracle Banking Trade Finance System](#)
During the integration following data are provided to OFSAA in the OBTF staging table.
- [Integration Scope in Oracle Financial Services Analytical Applications](#)

1.1.1 Integration Scope in Oracle Banking Trade Finance System

During the integration following data are provided to OFSAA in the OBTF staging table.

Module	Hand off Details
Letters of Credit	<ul style="list-style-type: none"> Letters of credit contracts and accounting entries Guarantee contracts Letters of credit documents, goods and parties
Bills and Collections	<ul style="list-style-type: none"> Bills and Collection contracts and accounting entries

1.1.2 Integration Scope in Oracle Financial Services Analytical Applications

Refer 'OBTF Connectors User Guide' and 'Data Integration Hub User Guide' to know about integration scope in OFSAA.

1.2 Prerequisites in Oracle Banking Trade Finance

Set up Oracle Banking Trade Finance Application. OFSAA user will have read-only access to this application. The access is provided only to particular extraction tables.

Refer the 'Oracle Banking Trade Finance Installation' manual.

This section contains the following topic:

- [Maintenances](#)
- [Maintenances](#)

1.2.1 Maintenances

Complete the maintenances discussed below.

- [Maintaining Batch Programs](#)
- [Maintaining Extraction Routines](#)

1.2.1.1 Maintaining Batch Programs

You need to maintain the batch program 'TFEXTRACT' using 'Mandatory Batch Program Maintenance' (EIDMANPE) screen. This batch extracts the data from Oracle Banking Trade Finance during end of financial input (EOFI) stage. It is recommended that the extraction of data from OBTF is done from the reporting environment and not the production environment. You also need to maintain the extraction routine.

1.2.1.2 Maintaining Extraction Routines

You can maintain the data extraction routines in the maintenance table called 'ESTM_TF_DEST_TABLES'. This table is used to maintain extraction routines and should be maintained manually with the following values along with other details:

Column Name	Description
ORD_OF_EXT	Order of extraction in which routine will be executed. This should be a unique value.

Column Name	Description
TABLE_NAME	Name of the staging table to be populated with data.
ROUTINE	Routine to be executed. The format should be 'Package.procedure'
INTEGRATION_NAME	OFSA

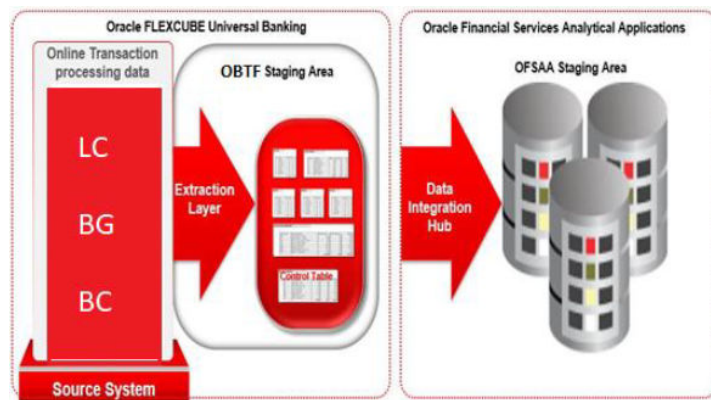
All the parameters such as extraction date, previous extraction date, log required and so on are maintained in maintenance table 'CSTB_TF_EIS_PARAM'. In this table the KEYID is the primary key.

1.3 Prerequisites in Oracle Financial Services Analytical Applications

Refer 'OBTF Connectors User Guide' and 'Data Integration Hub User Guide' for details on the prerequisites in OFSAA.

1.4 Integration Architecture

The following diagram provides information on the integration architecture followed in OBTF-OFSA integration.



1.5 Integration Process

OBTF has pre-defined staging tables required for OFSAA extracts. During EOFI batch, the module wise data is extracted to staging tables in OBTF. OBTF provides a control table to indicate successful data extraction. OFSAA pulls the data from the tables in OBTF using the DIH connector.

The transfer or extraction of data from OBTF to OFSAA differs based on the staging tables as follows:

- Master table - Incremental data between two extraction dates are transferred.
- Maintenances and contract tables - Entire transaction data are transferred in each extraction.
- Transaction table - Data related to the transactions created on the extraction date are transferred.

During data extraction you can check the status of the extraction routines in the table `ESTB_TF_JOB_CONTROL`. The column `STATUS` shows whether the routine is in progress (W) or has failed (F) or has completed successfully (S). At the time of extraction all the routines from maintenance table `'ESTM_TF_DEST_TABLES'` are inserted to `'ESTB_TF_JOB_CONTROL'` for the current extraction date with initial status as 'W'. This status will be updated accordingly when the routine is completed successfully (S) or unsuccessfully (F).

Extraction Log

You can have the logs generated as part of EOD for each table. EOD log captures the complete extraction process. The table level extraction log contains the details of each data transfer.

Errors in the data extraction process and the failure reasons are logged in an error data store. These errors are rectified manually and the batch is run again for the failed data.

2

Annexure

2.1 Data Transfer from OBTF to OFSAA

For details on data transfer from OBTF to OFSAA, refer the below table:

This sheet has the following details:

- Source System
- Target System
- Data Transferred
- Source System Module
- OBTF Staging Table Name
- Extraction Package Name
- Target System Table Name
- Extraction Routine
- Data Included in the Extraction

OBTF-OFSAA Data Transfer

OBTF uses FLEXCUBE Information Server framework components to extract data and stores the data in the staging tables of OBTF. During EOFI batch, the module wise data in the FLEXCUBE Information Server are extracted to staging tables in OBTF. OBTF provides a control table to indicate successful data extraction. OFSAA pulls the data from the tables in OBTF using the DIH connector. Source System - OBTF Target System - OFSAA

Table 2-1 OBTF-OFSAA Data Transfer

Data Transferred	Source System Module	FCUBS Staging Table Name	Extraction Package Name	Target System Table Name	Extraction Routine	Data Included in the Extraction
Letter of Credit contracts	LC	AATB_STG_LC_CONTRACTS	AAPKS_EXT_RACT_LC_CONTRACTS	Stg_Lc_Contracts	Daily	Complete Data
Letter of Credit accounting entries	LC	AATB_STG_LC_TXNS	AAPKS_EXT_RACT_LC_TXNS	Stg_Lc_Txns	Daily	New and Modified Data
Guarantee contracts	LC	AATB_STG_GUARANTEES	AAPKS_EXT_RACT_GUARANTEES	Stg_Guarantees	Daily	Complete Data
Guarantee accounting entries	LC	AATB_STG_GUARANTEES_TXNS	AAPKS_EXT_RACT_GUARANTEES_TXNS	Stg_Guarantees_Txns	Daily	New and Modified Data

Table 2-1 (Cont.) OBTF-OFSAA Data Transfer

Data Transferred	Source System Module	FCUBS Staging Table Name	Extraction Package Name	Target System Table Name	Extraction Routine	Data Included in the Extraction
Letter of Credit contract events	LC	AATB_STG_LC_CONTRACT_EVENT	AAPKS_EXTRACT_LC_EVENT	Stg_Trade_Finance_Contract_Event	Daily	Complete Data
Letter of Credit documents	LC	AATB_STG_LC_DOCUMENT	AAPKS_EXTRACT_LC_CONTRACT_DOCS	Stg_Trade_Finance_Document	Daily	Complete Data
Letter of Credit goods	LC	AATB_STG_LC_GOODS	AAPKS_EXTRACT_LC_GOODS	Stg_Trade_Finance_Goods	Daily	Complete Data
Letter of Credit parties	LC	AATB_STG_LC_PARTY_EVENT	AAPKS_EXTRACT_LC_PARTY_EVENT	Stg_Trade_Finance_Party_Event	Daily	Complete Data
Letter of Credit to accounts	LC	AATB_STG_LC_ACCOUNT	AAPKS_EXTRACT_LC_ACCOUNT	Stg_Trade_Finance_Acct	Daily	Complete Data
Bills and Collections contracts	BC	AATB_STG_BC_CONTRACTS	AAPKS_EXTRACT_BC_CONTRACTS	Stg_Bills_Contracts	Daily	Complete Data
Bills and Collections accounting entries	BC	AATB_STG_BC_CONTRACTS_TXNS	AAPKS_EXTRACT_BC_TXNS	Stg_Bill_Contracts_Txns	Daily	New and Modified Data