

Oracle Banking Trade Finance

Multi-Tenant Patch-set Deployment



Release 14.8.0.0.0

G29249-01

April 2025

ORACLE®

Copyright © 2007, 2025, Oracle and/or its affiliates.

This software and related documentation are provided under a license agreement containing restrictions on use and disclosure and are protected by intellectual property laws. Except as expressly permitted in your license agreement or allowed by law, you may not use, copy, reproduce, translate, broadcast, modify, license, transmit, distribute, exhibit, perform, publish, or display any part, in any form, or by any means. Reverse engineering, disassembly, or decompilation of this software, unless required by law for interoperability, is prohibited.

The information contained herein is subject to change without notice and is not warranted to be error-free. If you find any errors, please report them to us in writing.

If this is software, software documentation, data (as defined in the Federal Acquisition Regulation), or related documentation that is delivered to the U.S. Government or anyone licensing it on behalf of the U.S. Government, then the following notice is applicable:

U.S. GOVERNMENT END USERS: Oracle programs (including any operating system, integrated software, any programs embedded, installed, or activated on delivered hardware, and modifications of such programs) and Oracle computer documentation or other Oracle data delivered to or accessed by U.S. Government end users are "commercial computer software," "commercial computer software documentation," or "limited rights data" pursuant to the applicable Federal Acquisition Regulation and agency-specific supplemental regulations. As such, the use, reproduction, duplication, release, display, disclosure, modification, preparation of derivative works, and/or adaptation of i) Oracle programs (including any operating system, integrated software, any programs embedded, installed, or activated on delivered hardware, and modifications of such programs), ii) Oracle computer documentation and/or iii) other Oracle data, is subject to the rights and limitations specified in the license contained in the applicable contract. The terms governing the U.S. Government's use of Oracle cloud services are defined by the applicable contract for such services. No other rights are granted to the U.S. Government.

This software or hardware is developed for general use in a variety of information management applications. It is not developed or intended for use in any inherently dangerous applications, including applications that may create a risk of personal injury. If you use this software or hardware in dangerous applications, then you shall be responsible to take all appropriate fail-safe, backup, redundancy, and other measures to ensure its safe use. Oracle Corporation and its affiliates disclaim any liability for any damages caused by use of this software or hardware in dangerous applications.

Oracle®, Java, MySQL, and NetSuite are registered trademarks of Oracle and/or its affiliates. Other names may be trademarks of their respective owners.

Intel and Intel Inside are trademarks or registered trademarks of Intel Corporation. All SPARC trademarks are used under license and are trademarks or registered trademarks of SPARC International, Inc. AMD, Epyc, and the AMD logo are trademarks or registered trademarks of Advanced Micro Devices. UNIX is a registered trademark of The Open Group.

This software or hardware and documentation may provide access to or information about content, products, and services from third parties. Oracle Corporation and its affiliates are not responsible for and expressly disclaim all warranties of any kind with respect to third-party content, products, and services unless otherwise set forth in an applicable agreement between you and Oracle. Oracle Corporation and its affiliates will not be responsible for any loss, costs, or damages incurred due to your access to or use of third-party content, products, or services, except as set forth in an applicable agreement between you and Oracle.

Contents

Preface

Purpose	v
Audience	v
Documentation Accessibility	v
Critical Patches	v
Diversity and Inclusion	vi
Conventions	vi
Related Resources	vi
Screenshot Disclaimer	vi

1 Overview of Applications in an Application Container

1.1 Managing Applications in an Application Container	1-1
1.2 Application Maintenance	1-1
1.2.1 Application Installation	1-2
1.2.2 Application Upgrade	1-2

2 Patch-set Application Steps

2.1 Application Upgrade	2-1
2.1.1 Purpose	2-1
2.1.2 Steps to be Followed	2-1
2.1.2.1 Start Application Upgrade	2-2
2.1.2.2 Compiling Incremental Units	2-2
2.1.2.3 Recompilation of invalids	2-3
2.1.2.4 End Application upgrade	2-3
2.1.2.5 Start Application upgrade	2-3
2.1.2.6 Application Root Objects Conversion for New Objects	2-3
2.1.2.7 Application Root Objects Conversion for Existing Objects	2-4
2.1.2.8 Recompilation of Invalids	2-4
2.1.2.9 End Application Upgrade	2-4
2.1.3 Purpose	2-5
2.1.4 Steps to be Followed	2-5

3 Step by Step Execution

3.1	Pre-Requisites	3-1
3.2	Patch-set Application Step by Step with Screenshots	3-2

Index

Preface

- [Purpose](#)
- [Audience](#)
- [Documentation Accessibility](#)
- [Critical Patches](#)
- [Diversity and Inclusion](#)
- [Conventions](#)
- [Related Resources](#)
- [Screenshot Disclaimer](#)

Purpose

Major changes to an application constitute application upgrades. During the upgrade, Oracle Database automatically clones the application root, and the application PDBs point to the clone.

Application upgrade can be performed in the application root only, and application PDBs applies the changes in the upgrade when they synchronize with the application.

Audience

This guide is intended for anyone responsible for installing Oracle Banking Application.

Documentation Accessibility

For information about Oracle's commitment to accessibility, visit the Oracle Accessibility Program website at <http://www.oracle.com/pls/topic/lookup?ctx=acc&id=docacc>.

Access to Oracle Support

Oracle customer access to and use of Oracle support services will be pursuant to the terms and conditions specified in their Oracle order for the applicable services.

Critical Patches

Oracle advises customers to get all their security vulnerability information from the Oracle Critical Patch Update Advisory, which is available at [Critical Patches, Security Alerts and Bulletins](#). All critical patches should be applied in a timely manner to ensure effective security, as strongly recommended by [Oracle Software Security Assurance](#).

Diversity and Inclusion

Oracle is fully committed to diversity and inclusion. Oracle respects and values having a diverse workforce that increases thought leadership and innovation. As part of our initiative to build a more inclusive culture that positively impacts our employees, customers, and partners, we are working to remove insensitive terms from our products and documentation. We are also mindful of the necessity to maintain compatibility with our customers' existing technologies and the need to ensure continuity of service as Oracle's offerings and industry standards evolve. Because of these technical constraints, our effort to remove insensitive terms is ongoing and will take time and external cooperation.

Conventions

The following text conventions are used in this document:

Convention	Meaning
boldface	Boldface type indicates graphical user interface elements associated with an action, or terms defined in text.
<i>italic</i>	Italic type indicates book titles, emphasis, or placeholder variables for which you supply particular values.
<code>monospace</code>	Monospace type indicates commands within a paragraph, URLs, code in examples, text that appears on the screen, or text that you enter.

Related Resources

For more information, see these Oracle Banking Trade Finance resources:

- Oracle Banking Trade Finance Release Notes
- Oracle Banking Trade Finance Install & Upgrade

Screenshot Disclaimer

Personal information used in the interface or documents is dummy and does not exist in the real world. It is only for reference purposes.

1

Overview of Applications in an Application Container

- [Managing Applications in an Application Container](#)
In an application container, an application is the named, versioned set of application common objects stored in the application root. In this context, “application” means “application back-end.” Application common objects include user accounts, tables, PL/SQL packages, and so on. An application can be shared with the application PDBs that belong to the application root.
- [Application Maintenance](#)
Application maintenance refers to installing, uninstalling, upgrading, or patching an application.

1.1 Managing Applications in an Application Container

In an application container, an application is the named, versioned set of application common objects stored in the application root. In this context, “application” means “application back-end.” Application common objects include user accounts, tables, PL/SQL packages, and so on. An application can be shared with the application PDBs that belong to the application root.

On performing application changes, application PDBs can synchronize with the application in the application root. The application container also manages the versions of the application and the patches to the application:

- While installing an application, user must specify the application version number.
- While upgrading an application, user must specify the old application version number and the new application version number.

As the application evolves, the application container maintains all of the versions that are applied.

1.2 Application Maintenance

Application maintenance refers to installing, uninstalling, upgrading, or patching an application.

Perform application installation, upgrade, and patching operations using an ALTER PLUGGABLE DATABASE APPLICATION statement.

The basic steps for application maintenance are as follows:

1. Log in to the application root.
2. Begin the operation with an ALTER PLUGGABLE DATABASE APPLICATION ... BEGIN statement in the application root.
3. Execute the application maintenance statements.
4. End the operation with an ALTER PLUGGABLE DATABASE APPLICATION ... END statement.

These statements can be issued in the same user session or in different user sessions.

- [Application Installation](#)
- [Application Upgrade](#)

An application upgrade is a major change to an installed application.

1.2.1 Application Installation

An application installation is the initial creation of a master application definition. A typical installation creates user accounts, tables, and PL/SQL packages.

Refer **Multi-Tenant_Deployment.pdf** for more details on the application installation.

1.2.2 Application Upgrade

An application upgrade is a major change to an installed application.

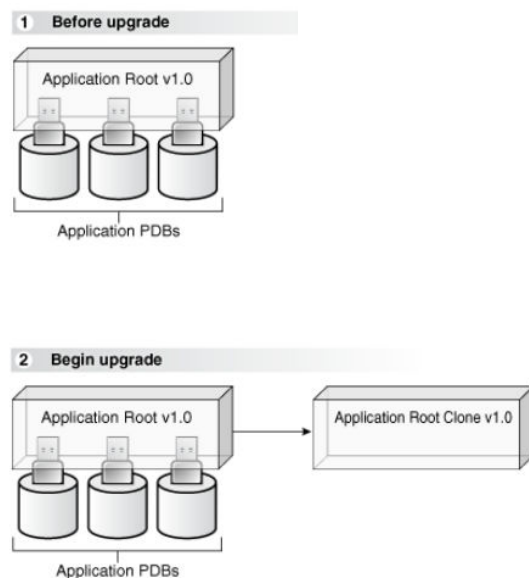
Typically, an upgrade changes the physical architecture of the application. For example, an upgrade might add new tables, and packages, or alter the definitions of existing objects.

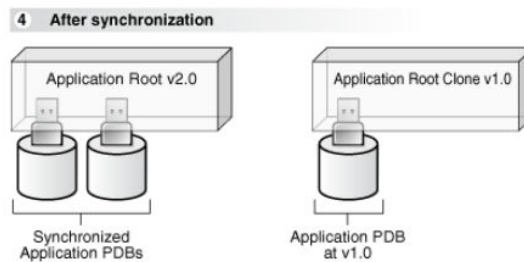
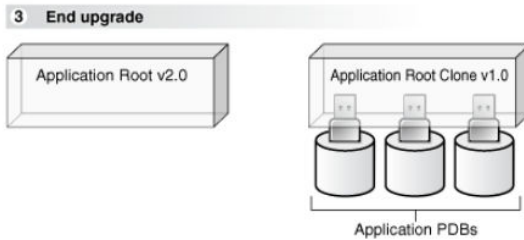
To upgrade the application, specify the following in the ALTER PLUGGABLE DATABASE APPLICATION statement:

- Name of the application
- Old application version number
- New application version number

During an application upgrade, the application remains available. To make this availability possible, Oracle Database clones the application root.

The following figure gives an overview of the application upgrade process.





When an application is upgraded, Oracle Database automatically clones the application root.

During the upgrade, application PDBs point to the clone and applications continue to run during the upgrade. Application PDBs can perform DML on metadata-linked and tables and views and query data-linked tables.

After the upgrade, the application root clone remains and continues to support any application PDB that still uses the pre-upgrade version of the application in the clone.

Application PDBs that are synchronized are pointed to the upgraded application root. Application PDBs that are not synchronized might continue to use the clone.

2

Patch-set Application Steps

Multi entity application root/PDB based setup has to be available to perform 18c database application upgrade for applying the patch-set. Refer Multi-Tenant_Deployment.docx for the deployment and installation steps.

Patch-set can be applied by following below steps in sequential order, and detail of each steps explained as separate sections subsequently.

- Application Upgrade
- Synchronize application PDBs

Patch-set Deployment Pre-requisites:

- Download the required patch-set zip file and unzip it in a local path.
- Verify whether the property files (fcubs.properties and env.properties) have the application root schema details where the application is available, if not update the approot schema details through installer (Refer OBTF_Property_File_Creation.docx for more details) and re-generate the files.
- Make sure to set the flag PATCHSET_INSTALLATION to 'Y'.
- [Application Upgrade](#)

2.1 Application Upgrade

- [Purpose](#)
Major changes to an application constitute application upgrades. During the upgrade, Oracle Database automatically clones the application root and the application PDBs point to the clone.
- [Steps to be Followed](#)
- [Purpose](#)
- [Steps to be Followed](#)

2.1.1 Purpose

Major changes to an application constitute application upgrades. During the upgrade, Oracle Database automatically clones the application root and the application PDBs point to the clone.

Application upgrade can be performed in the application root only, and application PDBs applies the changes in the upgrade when they synchronize with the application.

2.1.2 Steps to be Followed

Below steps to be followed to initiate application upgrade:

- Start Application upgrade
- Compiling Incremental Units

- Recompilation of invalids
- End Application upgrade
- Start Application upgrade
- Application Root objects conversion for new objects
- Application Root objects conversion for existing objects
- Recompilation of invalids
- End Application upgrade
- [Start Application Upgrade](#)
An ALTER PLUGGABLE DATABASE APPLICATION statement has to be issued to upgrade an application in the application root.
- [Compiling Incremental Units](#)
- [Recompilation of invalids](#)
- [End Application upgrade](#)
- [Start Application upgrade](#)
- [Application Root Objects Conversion for New Objects](#)
- [Application Root Objects Conversion for Existing Objects](#)
- [Recompilation of Invalids](#)
- [End Application Upgrade](#)

2.1.2.1 Start Application Upgrade

An ALTER PLUGGABLE DATABASE APPLICATION statement has to be issued to upgrade an application in the application root.

Each upgrade must be associated with an application name, starting version number, and ending version number.

- The common user must have the DBA privilege, and the privilege must be commonly granted in the application root.
- The application root must be in open read/write.
- Run the below script for initiating an application upgrade. This will initiate the application from current version to the next version (patch-set version).

[Start_Upgrade](#)

Input sample for the script:

Spool Path	<< Any local path>>
Application next version	14.4.0.0.0

2.1.2.2 Compiling Incremental Units

Patch-set objects have to be loaded using bat file [E.g.: SMSDBCompileRun.bat, TFDBCompileRun.bat] by silent installer for respective product processor.

Compile the incremental SMS units using `/INSTALLER/SOFT/SMSDBCompileRun.sh` for UNIX installations or `/INSTALLER/SOFT/SMSDBCompileRun.bat` for Windows installations.

Compile the incremental OBTF units using `/INSTALLER/SOFT/TFDBCompileRun.sh` for UNIX installations or `/INSTALLER/SOFT/TFDBCompileRun.bat` for Windows installations.

2.1.2.3 Recompilation of invalids

As the sharing property of most of the objects are modified other than NONE, recompilation of objects is not allowed outside an application.

Recompilation of objects will be initiated inside the application upgrade for sanity with zero invalids with the below script:

[Recompilation of invalids](#)

2.1.2.4 End Application upgrade

Application upgrade can be performed in the application root only and end of the upgrade is performed with an ALTER PLUGGABLE DATABASE APPLICATION END UPGRADE statement.

Run the below script for ending an application upgrade for patch-set.

[End Application upgrade](#)

And run the invalid script by connecting to the common user in approot outside the upgrade.

[Invalid Recompilation Outside Upgrade.](#)

2.1.2.5 Start Application upgrade

Run the below script for initiating another application upgrade for object conversion. This will initiate the application from current version to the next version (patch-set version).

[Start Application upgrade](#)

Input sample for the script:

Spool Path	<< Any local path>>
Application next version	14.4.0.0.0

2.1.2.6 Application Root Objects Conversion for New Objects

As part of patch-set when there are new tables added which has to be converted as DL or when there is a new function id which is identified to be an approot function is provided, otherwise no conversion will happen as part of this step

Below script takes care of converting the new DL objects during patch-set based on the deployment model of the application during installation.

[New Object Conversion](#)

Input sample for the script:

Spool Path	<< Any local path>>
Application next version	14.4.0.0.0

2.1.2.7 Application Root Objects Conversion for Existing Objects

Various Sharing types of objects during installation:

- A static table will hold the information of selected table sharing as Data link. Other tables will be treated as Meta Data Link
- Sharing of object types such as INDEX, LOB, TABLE PARTITION, SEQUENCE, and DYNAMIC PACKAGES will remain as NONE.
- All other object types such as Packages, Procedures, Functions, and Synonyms would be converted as Meta Data Link sharing.

Sharing during upgrade:

Sharing of existing database objects will remain the same.

Below script takes care of converting the modified MDL objects when there is a re-creation [objects with Create or Replace command during creation] happens during patch-set.

[Application Root Objects Conversion](#)

Input sample for the script:

Spool Path	<< Any local path>>
Application next version	14.4.0.0.0

When there are new tables introduced as part of patch-set which has to be converted into DL will be done separately. The recommendation for the same will be provided as part of patch-set instructions for this case.

2.1.2.8 Recompilation of Invalids

As the sharing property of most of the objects are modified other than NONE, recompilation of objects is not allowed outside an application.

Recompilation of objects will be initiated inside the application upgrade for sanity with zero invalids with the below script:

[Recompilation of Invalids](#)

2.1.2.9 End Application Upgrade

Application upgrade can be performed in the application root only and end of the upgrade is performed with an ALTER PLUGGABLE DATABASE APPLICATION END UPGRADE statement.

Run the below script for ending an application upgrade for patch-set.

[End Application Upgrade](#)

And run the invalid script by connecting to the common user in approot outside the upgrade.

[Invalids_Recompilation_Outside_Upgrade](#)

2.1.3 Purpose

Synchronizing an application updates the application in the application PDB to the latest version in the application root. When an application is upgraded in an application root, an application PDB that belongs to the application root is not changed until it is synchronized.

Application PDBs synchronize with an application by running an ALTER PLUGGABLE DATABASE statement with the SYNC clause.

2.1.4 Steps to be Followed

Prerequisites

- The current user must have ALTER PLUGGABLE DATABASE system privilege.
- Ensure that the current container is the application PDB.
- Run an ALTER PLUGGABLE DATABASE APPLICATION statement with the SYNC clause.
- Run the below script to synchronize the PDBs with the latest application changes in the application root.

[PDB_Sync](#)

3

Step by Step Execution

- [Pre-Requisites](#)
This topic provides systematic instructions for pre-requisites.
- [Patch-set Application Step by Step with Screenshots](#)
This topic provides systematic instructions to patch-set application step by step with screenshots.

3.1 Pre-Requisites

This topic provides systematic instructions for pre-requisites.

1. Before applying the patch-set, we have to make sure the release is updates with the base version of the patch-set.

For Example, If the first patch-set of 14.2 is yet to applied, the release has to be updated as '14.2.0.0.0'. It can be verified with the below queries.

```
select param_name, param_val from CSTB_PARAM WHERE PARAM_NAME =  
'RELEASE';  
select module_group_id, release from SMTB_MODULES_GROUP;
```

2. Another significant parameter is the values of application name and deployment type in CSTB_PARAM.

This value will be updated from the installer during Approot Object Conversion utility as part of deployment.

```
select param_name, param_val from cstb_param where PARAM_NAME in  
('MULTI_TENANT_APP_NAME', 'MULTI_TENANT_DEPLOYMENT_MODEL');
```

The Application name of multi-tenant deployment will be stored in CSTB_PARAM as

Param_Name	Param_Val
MULTI_TENANT_APP_NAME	OBTF

The type of object conversion will be stored in CSTB_PARAM as

Param_Name	Param_Val
MULTI_TENANT_DEPLOYMENT_MODEL	SA (or) SAUA (or) SASDD (or) SASDC

SA □ Shared Application

SAUA □ Shared Application User Authentication

SASDD □ Shared Application Shared Data - Default

SASDC □ Shared Application Shared Data – Custom

(Optional) Enter the result of the procedure here.

3.2 Patch-set Application Step by Step with Screenshots

This topic provides systematic instructions to patch-set application step by step with screenshots.

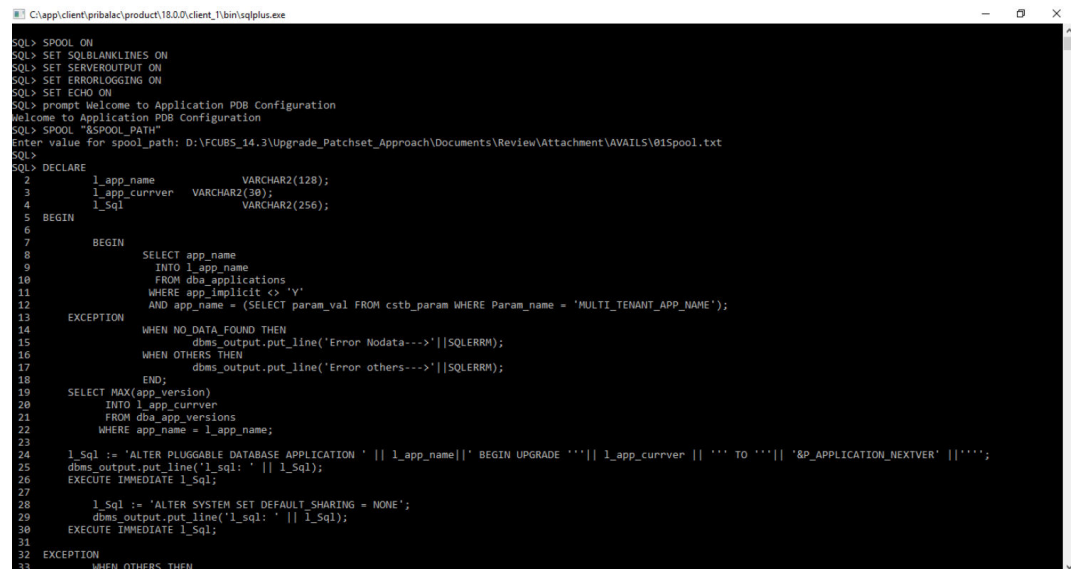
1. Start Application upgrade

- a. Login into the Aproot Schema as Common user.
- b. Run `01_Start_Upgrade.sql` for initiating the application upgrade.
- c. User input has to be inputted for the below:

Spool Path	<< Any local path>>
Application next version	14.4.0.0.0

- d. Script will be executed as in the screen shot below and keep the SQL Plus session open for upcoming steps.

Execution Screenshot:



```
C:\app\client\gribalac\product\18.0.0\client_1\bin\sqlplus.exe
SQL> SPOOL ON
SQL> SET SQLBLANKLINES ON
SQL> SET SERVEROUTPUT ON
SQL> SET ERRORLOGGING ON
SQL> SET ECHO ON
SQL> prompt Welcome to Application PDB Configuration
Welcome to Application PDB Configuration
SQL> SPOOL "&SPOOL_PATH"
Enter value for spool_path: D:\FCUB5_14.3\Upgrade_Patchset_Approach\Documents\Review\Attachment\AVAIL5\01spool.txt
SQL>
SQL> DECLARE
2      l_app_name          VARCHAR2(128);
3      l_app_currver       VARCHAR2(38);
4      l_sql               VARCHAR2(256);
5  BEGIN
6
7      BEGIN
8          SELECT app_name
9              INTO l_app_name
10             FROM dba_applications
11             WHERE app_implicit <> 'Y'
12             AND app_name = (SELECT param_val FROM cstab_param WHERE Param_name = 'MULTI_TENANT_APP_NAME');
13     EXCEPTION
14     WHEN NO_DATA_FOUND THEN
15         dbms_output.put_line('Error Nodata--->||SQLERRM');
16     WHEN OTHERS THEN
17         dbms_output.put_line('Error others--->||SQLERRM');
18     END;
19     SELECT MAX(app_version)
20         INTO l_app_currver
21         FROM dba_app_versions
22         WHERE app_name = l_app_name;
23
24     l_sql := 'ALTER PLUGGABLE DATABASE APPLICATION ' || l_app_name || ' BEGIN UPGRADE ''' || l_app_currver || ''' TO ''' || '&P_APPLICATION_NEXTVER' || ''';
25     dbms_output.put_line('l_sql: ' || l_sql);
26     EXECUTE IMMEDIATE l_sql;
27
28     l_sql := 'ALTER SYSTEM SET DEFAULT_SHARING = NONE';
29     dbms_output.put_line('l_sql: ' || l_sql);
30     EXECUTE IMMEDIATE l_sql;
31
32 EXCEPTION
33     WHEN OTHERS THEN
```



```

C:\app\client\primalac\product\18.0.0\client_1\bin\sqlplus.exe
14      WHEN NO_DATA_FOUND THEN
15          dbms_output.put_line('Error Nodata--->'||SQLERRM);
16      WHEN OTHERS THEN
17          dbms_output.put_line('Error others--->'||SQLERRM);
18      END;
19      SELECT MAX(app_version)
20      INTO l_app_currver
21      FROM dba_app_versions
22      WHERE app_name = l_app_name;
23
24      l_sql := 'ALTER PLUGGABLE DATABASE APPLICATION ' || l_app_name||' BEGIN UPGRADE '''|| l_app_currver || ''' TO ''' || '&P_APPLICATION_NEXTVER' || '''';
25      dbms_output.put_line('l_sql: ' || l_sql);
26      EXECUTE IMMEDIATE l_sql;
27
28      l_sql := 'ALTER SYSTEM SET DEFAULT_SHARING = NONE';
29      dbms_output.put_line('l_sql: ' || l_sql);
30      EXECUTE IMMEDIATE l_sql;
31
32      EXCEPTION
33      WHEN OTHERS THEN
34          dbms_output.put_line('Error --->'||SQLERRM);
35      END;
36      /
Error value for p_applicationnextver: 14.2.0.0.2
SQL>
SQL> SET ERRORLOGGING OFF
SQL> SPOOL OFF
SQL>
PL/SQL procedure successfully completed.

```

2. *Compiling Incremental Units*

- a. Make sure that the fcubs.properties and env.properties are updated with approot schema details.
- b. Run the <Product Processor>DBCompileRun.bat from <Patchset>\INSTALLER\SOFT directory. DDL Compilation, Object Compilation and Static Data load will be done.

For Example: OBTF INSTALLATION

First load SMS objects first and then OBTF objects. i.e. Run `SMSDBCompileRun.bat` and after SMS object loading is completed, then initiate OBTF compilation Run `TFDBCompileRun.bat`

3. *Recompilation of invalids*

- a. Login into the Approot Schema as Common user
- b. Run `03_Invalids_Recompilation.sql` **for recompiling the invalids during application upgrade.**
- c. No user input is required for this step.
- d. Script will be executed as in the screen shot below and keep the SQL Plus session open for upcoming steps.

Execution Screenshot:

```

C:\app\client\gribalac\product\18.0.0\client_1\bin\sqlplus.exe
SQL> prompt Welcome to Application Upgrade Invalids Recompilation
Welcome to Application Upgrade Invalids Recompilation
SQL> SPOOL "85POOL_PATH"
Enter value for spool_path: D:\FCUBS_14.3\Upgrade_Patchset_Approach\Documents\Review\Attachment\AVAILS\85Spool.txt
SQL>
SQL> DECLARE
2   inval_cnt NUMBER := 0;
3 BEGIN
4   WHILE inval_cnt < 3 LOOP
5     --SCRIPT
6     FOR i IN (Select 'alter ' || object_type || ' ' || object_name || ' compile' invalidobject1
7               FROM user_objects
8               WHERE status = 'INVALID'
9               AND object_type IN ('VIEW','SYNONYM','PROCEDURE','FUNCTION','PACKAGE','TRIGGER')
10              )
11     LOOP
12       DBMS_OUTPUT.PUT_LINE(chr(10));
13       EXECUTE IMMEDIATE i.invalidobject1;
14     END LOOP;
15     inval_cnt := inval_cnt + 1;
16   END LOOP;
17 END;
18 /

PL/SQL procedure successfully completed.

SQL>
SQL> DECLARE

```

```

C:\app\client\gribalac\product\18.0.0\client_1\bin\sqlplus.exe

PL/SQL procedure successfully completed.

SQL> select count(*) From user_objects Where status = 'INVALID';

COUNT(*)
-----
0
1 row selected.

SQL>
SQL> SET ERRORLOGGING OFF
SQL> SPOOL OFF
SQL>
SQL>
SQL>
SQL>

```

4. End Application upgrade

- a. Login into the Approot Schema as Common user.
- b. Run 06_End_Upgrade.sql for recompiling the invalids during application upgrade.
- c. No user input is required for this step.
- d. Script will be executed as in the screen shot below.

Execution Screenshot:

```

C:\app\client\prdbase\product\18.0.0\client_1\bin\sqlplus.exe
SQL> prompt Welcome to Application PDB Configuration
Welcome to Application PDB Configuration
SQL> SPOOL "85POOL_PATH"
Enter value for spool_path: D:\FCUBS_14.3\Upgrade_Patchset_Approach\Documents\Review\Attachment\AVAILS\06Spool.txt
SQL>
SQL> DECLARE
2   l_app_name    VARCHAR2(128);
3   l_sql         VARCHAR2(256);
4 BEGIN
5
6     SELECT app_name
7     INTO l_app_name
8     FROM dba_applications
9     WHERE app_implicit <> 'Y'
10    AND app_name = (SELECT param_val FROM cstb_param WHERE param_name = 'MULTI_TENANT_APP_NAME');
11 EXCEPTION
12 WHEN NO_DATA_FOUND THEN
13     dbms_output.put_line('Error1 Nodata-->' || SQLERRM);
14 WHEN OTHERS THEN
15     dbms_output.put_line('Error1 others-->' || SQLERRM);
16 END;
17 l_sql := 'ALTER PLUGGABLE DATABASE APPLICATION ' || l_app_name || ' END UPGRADE ';
18 dbms_output.put_line('l_sql: ' || l_sql);
19 EXECUTE IMMEDIATE l_sql;
20
21 EXCEPTION
22 WHEN OTHERS THEN
23     dbms_output.put_line('Error --->' || SQLERRM);
24 END;
25 /
26
l_sql: ALTER PLUGGABLE DATABASE APPLICATION FCUBS END UPGRADE
PL/SQL procedure successfully completed.

SQL> SET ERRORLOGGING OFF
SQL> SPOOL OFF
SQL>

```

5. Start Application upgrade

- Login into the Approot Schema as Common user.
- Run 05_Start_Upgrade.sql for initiating the application upgrade.
- User input has to be inputted for the below:

Spool Path	<< Any local path>>
Application next version	14.4.0.0.0

- Script will be executed similar to step 1 above and keep the SQL Plus session open for upcoming steps.

6. Application Root objects conversion for new objects

- Login into the Approot Schema as Common user.
- Run 06_New_Object_Conversion.sql for converting new approot objects added during patch-set as DL
- User input has to be inputted for the below:

Spool Path	<< Any local path>>
Application next version	HUBUSER (common user name)

Execution Screenshot:

```
C:\App\client\pnabale\product\18.0.0\client_bin\sqlplus.exe
SQL> prompt Welcome to Application PDB DB Configuration
Welcome to Application PDB DB Configuration
SQL> SPOOL "8$SPOOL_PATH"
Enter value for spool_path: D:\FCUBS_14.3\Upgrade_Patchset_Approach\Documents\Review\Attachment\AVAILS\02$pool.txt
SQL>
SQL> DECLARE
2      l_count NUMBER;
3      l_app_deployment VARCHAR2(30);
4
5  BEGIN
6      SELECT count(*)
7      INTO l_count
8      FROM user_objects
9      WHERE sharing = 'NONE' --to get the new set of DL approot objects if any
10     AND object_name IN (SELECT DISTINCT a.object_name
11                        FROM cstm_aproot_objects a
12                        WHERE sharing = 'DL'
13                        AND UPPER(object_type) = 'TABLE'
14                        AND EXISTS (SELECT 1
15                                FROM user_objects b
16                                WHERE b.object_name = a.object_name)
17                        AND EXISTS (SELECT 1
18                                FROM cstm_aproot_functions_menu c
19                                WHERE c.function_id = a.function_id
20                                AND c.modifiable IN ('Y', 'S')));
21
22     dbms_output.put_line('l_count: ' || l_count);
23     IF l_count > 0 THEN
24         dbms_output.put_line('New DL objects are available');
25         SELECT param_val
26         INTO l_app_deployment
27         FROM cstb_param
28         WHERE param_name = 'MULTI_TENANT_DEPLOYMENT_MODEL';
29         dbms_output.put_line('l_app_deployment: ' || l_app_deployment);
30
31         IF l_app_deployment IS NOT NULL AND l_app_deployment = 'SAUA' THEN
32             UPDATE smtb_menu menu
33             SET menu.aproot_flg = 'Y'
34             WHERE menu.function_id IN
35             (SELECT function_id
36              FROM cstm_aproot_functions_menu
37              WHERE modifiable = 'S'
38              UNION
39              SELECT summary_fn_id
40              FROM cstm_aproot_functions_menu
41              WHERE modifiable = 'S'
42              AND summary_fn_id IS NOT NULL)
43             --SMS function id 'S'
```

```
C:\App\client\pribalac\product\18.0.0\client_1\bin\sqlplus.exe
```

```
ction_id  
90  
91                                )  
92                                AND c.modifiable IN ('Y','S'))  
93                                LOOP  
94                                    DBMS_OUTPUT.PUT_LINE(chr(10));  
95                                    EXECUTE IMMEDIATE l_sqlobject;  
96                                    DBMS_OUTPUT.PUT_LINE(l_sqlobject);  
97                                END LOOP;  
98                                EXCEPTION  
99                                    WHEN OTHERS THEN  
100                                        DBMS_OUTPUT.PUT_LINE('Error --->' || SQLERRM);  
101                                END;  
102                                ELSE  
103                                    dbms_output.put_line('No new DL objects available');  
104                                END IF;  
105                                EXCEPTION  
106                                    WHEN OTHERS THEN  
107                                        dbms_output.put_line("Error --->" || SQLERRM);  
108                                END;  
109 /  
Enter value for p_approot_user: HUBUSER  
old 77:      FOR I IN (SELECT 'BEGIN ' || chr(10) || 'DBMS_PDB.SET_DATA_LINKED('&p_approot_user''' ||  
new 77:      FOR I IN (SELECT 'BEGIN ' || chr(10) || 'DBMS_PDB.SET_DATA_LINKED(''HUBUSER''' ||  
l_count: 1  
New DL objects are available  
l_app_deployment: SASDD  
  
BEGIN  
DBMS_PDB.SET_DATA_LINKED('HUBUSER','CSTM_CHECK2',1);  
EXCEPTION  
WHEN OTHERS then  
DBMS_OUTPUT.PUT_LINE('ERROR ->' || SQLERRM);  
END;  
  
PL/SQL procedure successfully completed.  
  
SQL>  
SQL> SET ERRORLOGGING OFF  
SQL> SPOOL OFF  
SQL>
```

7. Application Root objects conversion for existing objects

- Login into the Approot Schema as Common user.
- Run 07_Object_Conversion.sql **for initiating the application upgrade.**
- User input has to be inputted for the below:

Spool Path	<< Any local path>>
Application next version	HUBUSER (common user name)

Execution Screenshot:

```

C:\app\client\gribalac\product\18.0.0\client_1\bin\sqlplus.exe
SQL> SET SERVEROUTPUT ON
SQL> SET ERRORLOGGING ON
SQL> SET ECHO ON
SQL> prompt Welcome to Upgrade object conversion
Welcome to Upgrade object conversion
SQL> SPOOL &SPOOL_PATH
Enter value for spool_path: D:\FCUBS_14.3\Upgrade_Patchset_Approach\Documents\Review\Attachment\AVAIL5\04Spool.txt
SQL>
2 DECLARE
3     l_app_name          VARCHAR2(128);
4 BEGIN
5     SELECT app_name
6     INTO l_app_name
7     FROM dba_applications
8     WHERE app_implicit <> 'Y'
9     AND app_name = (SELECT param_val FROM cstb_param WHERE Param_name = 'MULTI_TENANT_APP_NAME');
10 EXCEPTION
11 WHEN NO_DATA_FOUND THEN
12     dbms_output.put_line('Error1 Nodata-->'||SQLERRM);
13 WHEN OTHERS THEN
14     dbms_output.put_line('Error1 others-->'||SQLERRM);
15 END;
16
17 FOR I IN (SELECT 'BEGIN ' || chr(10) ||
18             'DBMS_PDB.SET_METADATA_LINKED(''BP_APPROOT_USER'' || ',' || chr(10) ||
19             'Object Name || ',' || Namespace || '); ' || chr(10) ||
20             'EXCEPTION ' || chr(10) || 'WHEN OTHERS then ' || chr(10) ||
21             'DBMS_OUTPUT.PUT_LINE(''ERROR ->' || SQLERRM); ' ||
22             chr(10) || 'END;' sqlobject
23         FROM user_objects
24         WHERE sharing = 'NONE'
25         AND object_type NOT IN ('INDEX', 'LOB', 'TABLE PARTITION', 'SEQUENCE')
26         AND (object_name NOT LIKE '%%' )
27         AND (created_appid = (select app_id from dba_applications where app_name = l_app_name) OR
28             modified_appid = (select app_id from dba_applications where app_name = l_app_name)) ) LOOP
29     DBMS_OUTPUT.PUT_LINE(chr(10));
30     EXECUTE IMMEDIATE l_sqlobject;
31 END LOOP;
32 EXCEPTION
33 WHEN OTHERS THEN
34     DBMS_OUTPUT.PUT_LINE('Error --->'||SQLERRM);
35 END;
36 /

```

```

C:\app\client\gribalac\product\18.0.0\client_1\bin\sqlplus.exe
5     SELECT app_name
6     INTO l_app_name
7     FROM dba_applications
8     WHERE app_implicit <> 'Y'
9     AND app_name = (SELECT param_val FROM cstb_param WHERE Param_name = 'MULTI_TENANT_APP_NAME');
10 EXCEPTION
11 WHEN NO_DATA_FOUND THEN
12     dbms_output.put_line('Error1 Nodata-->'||SQLERRM);
13 WHEN OTHERS THEN
14     dbms_output.put_line('Error1 others-->'||SQLERRM);
15 END;
16
17 FOR I IN (SELECT 'BEGIN ' || chr(10) ||
18             'DBMS_PDB.SET_METADATA_LINKED(''BP_APPROOT_USER'' || ',' || chr(10) ||
19             'Object Name || ',' || Namespace || '); ' || chr(10) ||
20             'EXCEPTION ' || chr(10) || 'WHEN OTHERS then ' || chr(10) ||
21             'DBMS_OUTPUT.PUT_LINE(''ERROR ->' || SQLERRM); ' ||
22             chr(10) || 'END;' sqlobject
23         FROM user_objects
24         WHERE sharing = 'NONE'
25         AND object_type NOT IN ('INDEX', 'LOB', 'TABLE PARTITION', 'SEQUENCE')
26         AND (object_name NOT LIKE '%%' )
27         AND (created_appid = (select app_id from dba_applications where app_name = l_app_name) OR
28             modified_appid = (select app_id from dba_applications where app_name = l_app_name)) ) LOOP
29     DBMS_OUTPUT.PUT_LINE(chr(10));
30     EXECUTE IMMEDIATE l_sqlobject;
31 END LOOP;
32 EXCEPTION
33 WHEN OTHERS THEN
34     DBMS_OUTPUT.PUT_LINE('Error --->'||SQLERRM);
35 END;
36 /
Enter value for p_approot_user: HUBUSER
old 18: 'DBMS_PDB.SET_METADATA_LINKED(''BP_APPROOT_USER'' || ',' || chr(10) ||
new 18: 'DBMS_PDB.SET_METADATA_LINKED(''HUBUSER'' || ',' || chr(10) ||
PL/SQL procedure successfully completed.
SQL>
SQL> SET ERRORLOGGING OFF
SQL> SPOOL OFF
SQL>

```

8. Recompilation of invalids

- Login into the Approot Schema as Common user.
- Run 08_Invalids_Recompilation.sql for recompiling the invalids during application upgrade.
- No user input is required for this step.
- Script will be executed as in the screen shot below and keep the SQL Plus session open for upcoming steps.

Execution Screenshot:

```

C:\app\client\gribalac\product\18.0.0\client_1\bin\sqlplus.exe
SQL> prompt Welcome to Application Upgrade Invalids Recompilation
Welcome to Application Upgrade Invalids Recompilation
SQL> SPOOL "85POOL_PATH"
Enter value for spool_path: D:\FCUBS_14.3\Upgrade_Patchset_Approach\Documents\Review\Attachment\AVAILS\85Spool.txt
SQL>
SQL> DECLARE
2   inval_cnt NUMBER := 0;
3 BEGIN
4   WHILE inval_cnt < 3 LOOP
5     --SCRIPT
6     FOR i IN (Select 'alter ' || object_type || ' ' || object_name || ' compile' invalidobject1
7               FROM user_objects
8               WHERE status = 'INVALID'
9               AND object_type IN ('VIEW','SYNONYM','PROCEDURE','FUNCTION','PACKAGE','TRIGGER')
10              )
11     LOOP
12       DBMS_OUTPUT.PUT_LINE(chr(10));
13       EXECUTE IMMEDIATE i.invalidobject1;
14     END LOOP;
15     inval_cnt := inval_cnt + 1;
16   END LOOP;
17 END;
18 /

PL/SQL procedure successfully completed.
SQL>
SQL> DECLARE

```

```

C:\app\client\gribalac\product\18.0.0\client_1\bin\sqlplus.exe

PL/SQL procedure successfully completed.
SQL> select count(*) from user_objects where status = 'INVALID';
COUNT(*)
-----
0
1 row selected.

SQL> SET ERRORLOGGING OFF
SQL> SPOOL OFF
SQL>
SQL>
SQL>
SQL>
SQL>

```

9. End Application upgrade

- Login into the Approot Schema as Common user.
- Run 06_End_Upgrade.sql for recompiling the invalids during application upgrade.
- No user input is required for this step.
- Script will be executed as that of step 4.

10. Synchronize application PDBs

- Login into the PDB Schema as Common user. For each PDB, this steps has to be done individually.
- Run 07_PDB_Sync.sql for synching the application upgrade with PDBs.
- No user input is required for this step.
- Script will be executed as in the screen shot below.

Execution Screenshot:

```

C:\app\client\gribalac\product\18.0.0\client_1\bin\sqlplus.exe
SQL> SPOOL ON
SQL> SET SQLBLANKLINES ON
SQL> SET SERVEROUTPUT ON
SQL> SET ERRORLOGGING ON
SQL> SET ECHO ON
SQL> prompt Welcome to Application PDB Sync
Welcome to Application PDB Sync
SQL> SPOOL "&SPOOL_PATH"
Enter value for spool_path: D:\FCUBS_14.3\Upgrade_Patchset_Approach\Documents\Review\Attachment\AVAIL5\08Spool.txt
SQL>
SQL> DECLARE
2   l_app_name    VARCHAR2(128);
3   l_sql         VARCHAR2(256);
4 BEGIN
5     BEGIN
6         SELECT app_name
7             INTO l_app_name
8             FROM dba_applications
9             WHERE app_implicit <> 'Y';
10    EXCEPTION
11    WHEN NO_DATA_FOUND THEN
12        dbms_output.put_line('Error1 Nodata-->' || SQLERRM);
13    WHEN OTHERS THEN
14        dbms_output.put_line('Error1 others-->' || SQLERRM);
15    END;
16    l_sql := 'ALTER PLUGGABLE DATABASE APPLICATION ' || l_app_name || ' SYNC ';
17    dbms_output.put_line('l_sql: ' || l_sql);
18    EXECUTE IMMEDIATE l_sql;
19
20 EXCEPTION
21 WHEN OTHERS THEN
22     dbms_output.put_line('Error -->' || SQLERRM);
23 END;
24 /
l_sql: ALTER PLUGGABLE DATABASE APPLICATION FCUBS SYNC
PL/SQL procedure successfully completed.

SQL>
SQL> SET ERRORLOGGING OFF
SQL> SPOOL OFF
SQL>

```

01_Start_Upgrade

This script is used for initiating an application upgrade. This will initiate the application from current version to the next version (patch-set version).

Syntax

```
SET VERIFY ON
SET HEAD ON
SET FEEDBACK 1
SET ARRAY 1
SET LINESIZE 10000
SET PAGESIZE 50000
SET LONG 10000
SET ECHO ON
SET TRIMSPOOL ON
SET COLSEP ';'
SET SERVEROUT OFF
clear screen
SPOOL ON
SET SQLBLANKLINES ON
SET SERVEROUTPUT ON
SET ERRORLOGGING ON
SET ECHO ON
prompt Welcome to Application Upgrade initiation
SPOOL "&SPOOL_PATH"

DECLARE
    l_app_name      VARCHAR2(128);
    l_app_currver   VARCHAR2(30);
    l_sql           VARCHAR2(256);
BEGIN

    BEGIN
        SELECT app_name
            INTO l_app_name
            FROM dba_applications
            WHERE app_implicit <> 'Y'
            AND app_name = (SELECT param_val FROM cstb_param WHERE Param_name =
'MULTI_TENANT_APP_NAME');
    EXCEPTION
        WHEN NO_DATA_FOUND THEN
            dbms_output.put_line('Error1 Nodata--->'||SQLERRM);
        WHEN OTHERS THEN
            dbms_output.put_line('Error1 others--->'||SQLERRM);
    END;

    BEGIN
        SELECT MAX(app_version)
            INTO l_app_currver
            FROM dba_app_versions
            WHERE app_name = l_app_name;
    EXCEPTION
        WHEN NO_DATA_FOUND THEN
```

```

        dbms_output.put_line('Error2 Nodata--->'||SQLERRM);
    WHEN OTHERS THEN
        dbms_output.put_line('Error2 others--->'||SQLERRM);
END;

    l_sql := 'ALTER PLUGGABLE DATABASE APPLICATION ' || l_app_name||' BEGIN
UPGRADE '''|| l_app_currver || ''' TO '''|| '&P_APPLICATION_NEXTVER' ||'''';
    dbms_output.put_line('l_sql: ' || l_sql);
    EXECUTE IMMEDIATE l_sql;

    l_sql := 'ALTER SYSTEM SET DEFAULT_SHARING = NONE';
    dbms_output.put_line('l_sql: ' || l_sql);
    EXECUTE IMMEDIATE l_sql;

EXCEPTION
    WHEN OTHERS THEN
        dbms_output.put_line('Error --->'||SQLERRM);
END;
/

SET ERRORLOGGING OFF
SPOOL OFF

```

Recompilation of invalids

Recompilation of objects will be initiated inside the application upgrade for sanity with zero invalids with the below script:

Syntax

```
/* Script for Shared Application + Shared Data */
SET VERIFY ON
SET HEAD ON
SET FEEDBACK 1
SET ARRAY 1
SET LINESIZE 10000
SET PAGESIZE 50000
SET LONG 10000
SET ECHO ON
SET TRIMSPOOL ON
SET COLSEP ';'
SET SERVEROUT OFF
clear screen
SPOOL ON
SET SQLBLANKLINES ON
SET SERVEROUTPUT ON
SET ERRORLOGGING ON
SET ECHO ON
prompt Welcome to Application Upgrade Invalids Recompilation
SPOOL "&SPOOL_PATH"

DECLARE
    inval_cnt      NUMBER := 0;
    l_object_name   VARCHAR2(240);
BEGIN
    WHILE inval_cnt < 3 LOOP
        --SCRIPT
        FOR J IN (Select 'alter ' || object_type || ' ' || object_name || '
compile' invalidobject1,
                    object_name
                  FROM user_objects
                  WHERE status = 'INVALID'
                  AND created_appid IS NOT NULL
                  AND object_type IN
('VIEW','SYNONYM','PROCEDURE','FUNCTION','PACKAGE','TRIGGER','MATERIALIZED
VIEW'))
        LOOP
            BEGIN
                l_object_name := j.object_name;
                dbms_output.put_line(chr(10));
                EXECUTE IMMEDIATE J.invalidobject1;
            EXCEPTION
                WHEN OTHERS THEN
                    dbms_output.put_line('failed for -->' || l_object_name);
            END;
        END LOOP;
        inval_cnt := inval_cnt + 1;
    END LOOP;
```

```

        END LOOP;
    EXCEPTION
        WHEN OTHERS THEN
            dbms_output.put_line('FAILED FOR -->' || l_object_name);
    END;
    /
    DECLARE
        inval_cnt1          NUMBER := 0;
        l_object_name       VARCHAR2(240);
    BEGIN
        WHILE inval_cnt1 < 3 LOOP
            --SCRIPT
            FOR k IN (Select 'alter package ' || object_name || ' compile body'
invalidobject2,
                    object_name
                    FROM user_objects
                    WHERE status = 'INVALID'
                    AND created_appid IS NOT NULL
                    AND object_type IN ('PACKAGE BODY'))
            LOOP
                BEGIN
                    l_object_name := k.object_name;
                    dbms_output.put_line(chr(10));
                    EXECUTE IMMEDIATE k.invalidobject2;
                EXCEPTION
                    WHEN OTHERS THEN
                        dbms_output.put_line('FAILED FOR -->' || l_object_name);
                END;
            END LOOP;
            inval_cnt1 := inval_cnt1 + 1;
        END LOOP;
    EXCEPTION
        WHEN OTHERS THEN
            dbms_output.put_line('FAILED FOR -->' || l_object_name);
    END;
    /
    select count(*) From user_objects Where status = 'INVALID';

    SET ERRORLOGGING OFF
    SPOOL OFF

```

End Application upgrade

This script is run for ending an application upgrade for patch-set.

Pre-requisites:

Step 3 on Application associated pdb creation is completed

Syntax

```
SET VERIFY ON
SET HEAD ON
SET FEEDBACK 1
SET ARRAY 1
SET LINESIZE 10000
SET PAGESIZE 50000
SET LONG 10000
SET ECHO ON
SET TRIMSPOOL ON
SET COLSEP ';'
SET SERVEROUT OFF
clear screen
SPOOL ON
SET SQLBLANKLINES ON
SET SERVEROUTPUT ON
SET ERRORLOGGING ON
SET ECHO ON
prompt Welcome to Application end Upgrade
SPOOL "&SPOOL_PATH"

DECLARE
    l_app_name    VARCHAR2(128);
    l_sql         VARCHAR2(256);
BEGIN
    BEGIN
        SELECT app_name
            INTO l_app_name
            FROM dba_applications
            WHERE app_implicit <> 'Y'
              AND app_name = (SELECT param_val FROM cstb_param WHERE param_name
= 'MULTI_TENANT_APP_NAME');
    EXCEPTION
        WHEN NO_DATA_FOUND THEN
            dbms_output.put_line('Error1 Nodata--->' || SQLERRM);
        WHEN OTHERS THEN
            dbms_output.put_line('Error1 others--->' || SQLERRM);
    END;
    l_sql := 'ALTER PLUGGABLE DATABASE APPLICATION ' || l_app_name || ' END
UPGRADE ';
    dbms_output.put_line('l_sql: ' || l_sql);

    EXECUTE IMMEDIATE l_sql;

EXCEPTION
```

```
WHEN OTHERS THEN
    DBMS_OUTPUT.PUT_LINE('Error --->' || SQLERRM);
END;
/

SET ERRORLOGGING OFF
SPOOL OFF
```

End Application upgrade

This script runs the invalid script by connecting to the common user in approot outside the upgrade.

Syntax

```
/* Script for Shared Application + Shared Data */
SET VERIFY ON
SET HEAD ON
SET FEEDBACK 1
SET ARRAY 1
SET LINESIZE 10000
SET PAGESIZE 50000
SET LONG 10000
SET ECHO ON
SET TRIMSPOOL ON
SET COLSEP ';'
SET SERVEROUT OFF
clear screen
SPOOL ON
SET SQLBLANKLINES ON
SET SERVEROUTPUT ON
SET ERRORLOGGING ON
SET ECHO ON
prompt Welcome to Application Upgrade Invalids Recompilation
SPOOL "&SPOOL_PATH"

DECLARE
    inval_cnt      NUMBER := 0;
    l_object_name  VARCHAR2(240);
BEGIN
    WHILE inval_cnt < 3 LOOP
        --SCRIPT
        FOR J IN (Select 'alter ' || object_type || ' ' || object_name || '
compile' invalidobject1,
                    object_name
                  FROM user_objects
                  WHERE status = 'INVALID'
                  AND created_appid IS NULL
                  AND object_type IN
('VIEW','SYNONYM','PROCEDURE','FUNCTION','PACKAGE','TRIGGER','MATERIALIZED
VIEW'))
        LOOP
            BEGIN
                l_object_name := j.object_name;
                dbms_output.put_line(chr(10));
                EXECUTE IMMEDIATE J.invalidobject1;
            EXCEPTION
                WHEN OTHERS THEN
                    dbms_output.put_line('failed for -->' || l_object_name);
            END;
        END LOOP;
        inval_cnt := inval_cnt + 1;
    END LOOP;
```

```

        END LOOP;
    EXCEPTION
        WHEN OTHERS THEN
            dbms_output.put_line('FAILED FOR -->' || l_object_name);
    END;
    /
    DECLARE
        inval_cnt1          NUMBER := 0;
        l_object_name       VARCHAR2(240);
    BEGIN
        WHILE inval_cnt1 < 3 LOOP
            --SCRIPT
            FOR k IN (Select 'alter package ' || object_name || ' compile body'
invalidobject2,
                    object_name
                    FROM user_objects
                    WHERE status = 'INVALID'
                    AND created_appid IS NULL
                    AND object_type IN ('PACKAGE BODY'))
            LOOP
                BEGIN
                    l_object_name := k.object_name;
                    dbms_output.put_line(chr(10));
                    EXECUTE IMMEDIATE k.invalidobject2;
                EXCEPTION
                    WHEN OTHERS THEN
                        dbms_output.put_line('FAILED FOR -->' || l_object_name);
                END;
            END LOOP;
            inval_cnt1 := inval_cnt1 + 1;
        END LOOP;
    EXCEPTION
        WHEN OTHERS THEN
            dbms_output.put_line('FAILED FOR -->' || l_object_name);
    END;
    /
    select count(*) From user_objects Where status = 'INVALID';

    SET ERRORLOGGING OFF
    SPOOL OFF

```

Start Application upgrade

This script is run to initiate another application upgrade for object conversion.

Syntax

```
SET VERIFY ON
SET HEAD ON
SET FEEDBACK 1
SET ARRAY 1
SET LINESIZE 10000
SET PAGESIZE 50000
SET LONG 10000
SET ECHO ON
SET TRIMSPOOL ON
SET COLSEP ';'
SET SERVEROUT OFF
clear screen
SPOOL ON
SET SQLBLANKLINES ON
SET SERVEROUTPUT ON
SET ERRORLOGGING ON
SET ECHO ON
prompt Welcome to Application Upgrade initiation
SPOOL "&SPOOL_PATH"

DECLARE
    l_app_name      VARCHAR2(128);
    l_app_currver   VARCHAR2(30);
    l_sql           VARCHAR2(256);
BEGIN

    BEGIN
        SELECT app_name
            INTO l_app_name
            FROM dba_applications
            WHERE app_implicit <> 'Y'
            AND app_name = (SELECT param_val FROM cstb_param WHERE Param_name =
'MULTI_TENANT_APP_NAME');
    EXCEPTION
        WHEN NO_DATA_FOUND THEN
            dbms_output.put_line('Error1 Nodata--->'||SQLERRM);
        WHEN OTHERS THEN
            dbms_output.put_line('Error1 others--->'||SQLERRM);
    END;

    BEGIN
        SELECT MAX(app_version)
            INTO l_app_currver
            FROM dba_app_versions
            WHERE app_name = l_app_name;
    EXCEPTION
        WHEN NO_DATA_FOUND THEN
            dbms_output.put_line('Error2 Nodata--->'||SQLERRM);
```

```

        WHEN OTHERS THEN
            dbms_output.put_line('Error2 others--->'||SQLERRM);
    END;

    l_sql := 'ALTER PLUGGABLE DATABASE APPLICATION ' || l_app_name||' BEGIN
UPGRADE '''|| l_app_currver || ''' TO '''|| '&P_APPLICATION_NEXTVER' ||'''';
    dbms_output.put_line('l_sql: ' || l_sql);
    EXECUTE IMMEDIATE l_sql;

    l_sql := 'ALTER SYSTEM SET DEFAULT_SHARING = NONE';
    dbms_output.put_line('l_sql: ' || l_sql);
    EXECUTE IMMEDIATE l_sql;

EXCEPTION
    WHEN OTHERS THEN
        dbms_output.put_line('Error --->'||SQLERRM);
END;
/

SET ERRORLOGGING OFF
SPOOL OFF

```

Application Root objects conversion for new objects

This script is used in converting the new DL objects during patch-set based on the deployment model of the application during installation.

Syntax

```
/*      Script      for      Shared      Object      Conversion      for      patch-set
*/
SET VERIFY ON
SET HEAD ON
SET FEEDBACK 1
SET ARRAY 1
SET LINESIZE 10000
SET PAGESIZE 50000
SET LONG 10000
SET ECHO ON
SET TRIMSPOOL ON
SET COLSEP ';'
SET SERVEROUT OFF
clear screen
SPOOL ON
SET SQLBLANKLINES ON
SET SERVEROUTPUT ON
SET ERRORLOGGING ON
SET ECHO ON
prompt Welcome to Upgrade New object Conversion
SPOOL      "&SPOOL_PATH"

DECLARE
    l_count          NUMBER;
    l_app_deployment VARCHAR2(30);
BEGIN
    SELECT count(*)
    INTO l_count
    FROM user_objects
    WHERE sharing = 'NONE' --to get the new set of DL approot objects if any
    AND object_name IN
        (SELECT DISTINCT a.object_name
         FROM cstm_approut_objects a
         WHERE sharing = 'DL'
         AND UPPER(object_type) = 'TABLE'
         AND EXISTS (SELECT 1
                     FROM user_objects b
                     WHERE b.object_name = a.object_name)
         AND EXISTS (SELECT 1
                     FROM cstm_approut_functions_menu c
                     WHERE c.function_id = a.function_id
                     AND c.modifiable IN ('Y', 'S')));
    dbms_output.put_line('l_count:      ' || l_count);

    IF l_count > 0 THEN
```

```

dbms_output.put_line('New DL objects are available');
SELECT param_val
      INTO l_app_deployment
      FROM cstb_param
 WHERE param_name = 'MULTI_TENANT_DEPLOYMENT_MODEL';
dbms_output.put_line('l_app_deployment: '||l_app_deployment);

IF l_app_deployment IS NOT NULL AND l_app_deployment = 'SAUA' THEN
  UPDATE smtb_menu menu
    SET menu.approot_flg = 'Y'
  WHERE menu.function_id IN
    (SELECT function_id
      FROM cstm_approot_functions_menu
     WHERE modifiable = 'S'
     UNION
      SELECT summary_fn_id
      FROM cstm_approot_functions_menu
     WHERE modifiable = 'S'
      AND summary_fn_id IS NOT NULL) --SMS function id 'S'
    AND menu.approot_flg <> 'Y'; --excluding the already modified
  approot function ids in menu.
ELSIF l_app_deployment IS NOT NULL AND l_app_deployment = 'SASDD' THEN
  UPDATE smtb_menu menu
    SET menu.approot_flg = 'Y'
  WHERE menu.function_id IN
    (SELECT function_id
      FROM cstm_approot_functions_menu
     UNION
      SELECT summary_fn_id
      FROM cstm_approot_functions_menu
     WHERE summary_fn_id IS NOT NULL)
    AND menu.approot_flg <> 'Y'; --excluding the already modified
  approot function ids in menu.
ELSIF l_app_deployment IS NOT NULL AND l_app_deployment = 'SASDC' THEN
  /*Assumption new table cstm_approot_menu_custom_movedtopdb will be
  available
      and is populated with the function ids which are moved to PDB as
  part of custom deployment
  It has 2 columns FUNCTION_ID and SUMMARY_FN_ID*/

  UPDATE smtb_menu menu
    SET menu.approot_flg = 'Y'
  WHERE menu.function_id IN
    (SELECT function_id
      FROM cstm_approot_functions_menu
     UNION
      SELECT summary_fn_id
      FROM cstm_approot_functions_menu
     WHERE summary_fn_id IS NOT NULL)
    AND menu.function_id NOT IN --excluding the function ids moved
  to PDB already.
    (SELECT function_id
      FROM cstm_approot_menu_movedtopdb
     UNION
      SELECT summary_fn_id
      FROM cstm_approot_menu_movedtopdb

```

```

        WHERE summary_fn_id IS NOT NULL)
        AND menu.approot_flg <> 'Y'; --excluding the already modified
approot function ids in menu.
    END IF;

    BEGIN
        FOR I IN (SELECT 'BEGIN ' || chr(10) ||
                        'DBMS_PDB.SET_DATA_LINKED('&P_APPROOT_USER''' ||
',''' ||
                        Object_Name || ''',' || Namespace || '); ' ||
chr(10) ||
                        'EXCEPTION ' || chr(10) ||
                        'WHEN OTHERS THEN ' || chr(10) ||
                        'DBMS_OUTPUT.PUT_LINE(''ERROR ->' || SQLERRM); ' ||
chr(10) || 'END;' sqlobject
        FROM user_objects
        WHERE sharing = 'NONE' --to get the new set of DL
approot objects if any
        AND object_name IN
        (SELECT DISTINCT a.object_name
        FROM cstm_approot_objects a
        WHERE sharing = 'DL'
        AND UPPER(object_type) = 'TABLE'
        AND EXISTS (SELECT 1
                     FROM user_objects b
                     WHERE b.object_name = a.object_name)
        AND EXISTS
        (SELECT 1
         FROM cstm_approot_functions_menu c
         WHERE c.function_id = a.function_id
         AND c.modifiable IN ('Y', 'S')))) LOOP
            DBMS_OUTPUT.PUT_LINE(chr(10));
            EXECUTE IMMEDIATE I.sqlobject;
            DBMS_OUTPUT.PUT_LINE(I.sqlobject);
        END LOOP;
    EXCEPTION
        WHEN OTHERS THEN
            DBMS_OUTPUT.PUT_LINE('Error --->' || SQLERRM);
    END;
ELSE
    dbms_output.put_line('No new DL objects available');
END IF;
EXCEPTION
    WHEN OTHERS THEN
        dbms_output.put_line('Error --->' || SQLERRM);
END;
/

SET ERRORLOGGING OFF
SPOOL OFF

```

Object_Conversion

Purpose

This script is used for converting the modified MDL objects when there is a re-creation [objects with Create or Replace command during creation] happens during patch-set

Syntax

```
SET VERIFY ON
SET HEAD ON
SET FEEDBACK 1
SET ARRAY 1
SET LINESIZE 10000
SET PAGESIZE 50000
SET LONG 10000
SET ECHO ON
SET TRIMSPOOL ON
SET COLSEP ';'
SET SERVEROUT OFF
clear screen
SPOOL ON
SET SQLBLANKLINES ON
SET SERVEROUTPUT ON
SET ERRORLOGGING ON
SET ECHO ON
prompt Welcome to Upgrade object conversion
SPOOL "&SPOOL_PATH"
BEGIN
    FOR I IN (SELECT 'BEGIN ' || chr(10) ||
                    'DBMS_PDB.SET_METADATA_LINKED('&P_APPROOT_USER''' ||
                    ', ''' ||
                    Object_Name || ', ' || Namespace || '); ' || chr(10)
                    ||
                    'EXCEPTION ' || chr(10) || 'WHEN OTHERS then ' ||
chr(10) ||
                    'DBMS_OUTPUT.PUT_LINE(''ERROR ->' || SQLERRM); ' ||
                    chr(10) || 'END;' sqlobject
                FROM user_objects
                WHERE sharing = 'NONE'
                  AND object_type NOT IN ('INDEX', 'LOB', 'TABLE
PARTITION', 'SEQUENCE', 'JOB', 'MATERIALIZED VIEW', 'MATERIALIZED VIEW LOG')
                  AND application = 'Y'
                  AND (object_name, object_type) NOT IN (SELECT
object_name, object_type
                                                    FROM
cstm_approot_objects
                                                    WHERE function_id
= 'DYNAMIC'
                                                    AND sharing
= 'NONE'
                                                    )
                ) LOOP
        dbms_output.put_line(chr(10));
```

```
        EXECUTE IMMEDIATE I.sqlobject;  
        dbms_output.put_line(I.sqlobject);  
    END LOOP;  
EXCEPTION  
WHEN OTHERS THEN  
    dbms_output.put_line('Error --->' || SQLERRM);  
END;  
/  
SET ERRORLOGGING OFF  
SPOOL OFF
```

Invalids_Recompilation_Inside_Upgrade

Purpose

This script is used to initiate the recompilation of objects inside the application upgrade for sanity.

Syntax

```
/* Script for Shared Application + Shared Data */
SET VERIFY ON
SET HEAD ON
SET FEEDBACK 1
SET ARRAY 1
SET LINESIZE 10000
SET PAGESIZE 50000
SET LONG 10000
SET ECHO ON
SET TRIMSPOOL ON
SET COLSEP ';'
SET SERVEROUT OFF
clear screen
SPOOL ON
SET SQLBLANKLINES ON
SET SERVEROUTPUT ON
SET ERRORLOGGING ON
SET ECHO ON
prompt Welcome to Application Upgrade Invalids Recompilation
SPOOL "&SPOOL_PATH"

DECLARE
    inval_cnt      NUMBER := 0;
    l_object_name   VARCHAR2(240);
BEGIN
    WHILE inval_cnt < 3 LOOP
        --SCRIPT
        FOR J IN (Select 'alter ' || object_type || ' ' || object_name ||'
compile' invalidobject1,
                    object_name
                    FROM user_objects
                    WHERE status = 'INVALID'
                    AND created_appid IS NOT NULL
                    AND object_type IN
('VIEW','SYNONYM','PROCEDURE','FUNCTION','PACKAGE','TRIGGER','MATERIALIZED
VIEW'))
        LOOP
            BEGIN
                l_object_name := j.object_name;
                dbms_output.put_line(chr(10));
                EXECUTE IMMEDIATE J.invalidobject1;
            EXCEPTION
                WHEN OTHERS THEN
                    dbms_output.put_line('failed for -->' || l_object_name);
            END;
        END LOOP;
    END LOOP;
END;
```

```

        END LOOP;
        inval_cnt := inval_cnt + 1;
    END LOOP;
EXCEPTION
    WHEN OTHERS THEN
        dbms_output.put_line('FAILED FOR -->' || l_object_name);
END;
/
DECLARE
    inval_cnt1        NUMBER := 0;
    l_object_name      VARCHAR2(240);
BEGIN
    WHILE inval_cnt1 < 3 LOOP
        --SCRIPT
        FOR k IN (Select 'alter package ' || object_name || ' compile body'
invalidobject2,
                object_name
                FROM user_objects
                WHERE status = 'INVALID'
                AND created_appid IS NOT NULL
                AND object_type IN ('PACKAGE BODY'))
        LOOP
            BEGIN
                l_object_name := k.object_name;
                dbms_output.put_line(chr(10));
                EXECUTE IMMEDIATE k.invalidobject2;
            EXCEPTION
                WHEN OTHERS THEN
                    dbms_output.put_line('FAILED FOR -->' || l_object_name);
            END;
        END LOOP;
        inval_cnt1 := inval_cnt1 + 1;
    END LOOP;
EXCEPTION
    WHEN OTHERS THEN
        dbms_output.put_line('FAILED FOR -->' || l_object_name);
END;
/
select count(*) From user_objects Where status = 'INVALID';

SET ERRORLOGGING OFF
SPOOL OFF

```


End_Upgrade

Purpose

This script is run for ending an application upgrade for patch-set.

Syntax

```
/* Pre-requisites: Step 3 on Application associated pdb creation is completed
*/
SET VERIFY ON
SET HEAD ON
SET FEEDBACK 1
SET ARRAY 1
SET LINESIZE 10000
SET PAGESIZE 50000
SET LONG 10000
SET ECHO ON
SET TRIMSPOOL ON
SET COLSEP ';'
SET SERVEROUT OFF
clear screen
SPOOL ON
SET SQLBLANKLINES ON
SET SERVEROUTPUT ON
SET ERRORLOGGING ON
SET ECHO ON
prompt Welcome to Application end Upgrade
SPOOL "&SPOOL_PATH"

DECLARE
    l_app_name VARCHAR2(128);
    l_sql VARCHAR2(256);
BEGIN
    BEGIN
        SELECT app_name
            INTO l_app_name
            FROM dba_applications
            WHERE app_implicit <> 'Y'
              AND app_name = (SELECT param_val FROM cstb_param WHERE param_name
= 'MULTI_TENANT_APP_NAME');
    EXCEPTION
        WHEN NO_DATA_FOUND THEN
            dbms_output.put_line('Error1 Nodata--->' || SQLERRM);
        WHEN OTHERS THEN
            dbms_output.put_line('Error1 others--->' || SQLERRM);
    END;
    l_sql := 'ALTER PLUGGABLE DATABASE APPLICATION ' || l_app_name || ' END
UPGRADE ';
    dbms_output.put_line('l_sql: ' || l_sql);

    EXECUTE IMMEDIATE l_sql;

EXCEPTION
```

```
WHEN OTHERS THEN
    DBMS_OUTPUT.PUT_LINE('Error --->' || SQLERRM);
END;
/

SET ERRORLOGGING OFF
SPOOL OFF
```

Invalids_Recompilation_Outside_Upgrade.sql

Purpose

This script is run for invalid script by connecting to the common user in approot outside the upgrade.

Syntax

```
/* Script for Shared Application + Shared Data */
SET VERIFY ON
SET HEAD ON
SET FEEDBACK 1
SET ARRAY 1
SET LINESIZE 10000
SET PAGESIZE 50000
SET LONG 10000
SET ECHO ON
SET TRIMSPOOL ON
SET COLSEP ';'
SET SERVEROUT OFF
clear screen
SPOOL ON
SET SQLBLANKLINES ON
SET SERVEROUTPUT ON
SET ERRORLOGGING ON
SET ECHO ON
prompt Welcome to Application Upgrade Invalids Recompilation
SPOOL "&SPOOL_PATH"

DECLARE
    inval_cnt          NUMBER := 0;
    l_object_name      VARCHAR2(240);
BEGIN
    WHILE inval_cnt < 3 LOOP
        --SCRIPT
        FOR J IN (Select 'alter ' || object_type || ' ' || object_name ||
            compile' invalidobject1,
                object_name
                FROM user_objects
                WHERE status = 'INVALID'
                AND created_appid IS NULL
                AND object_type IN
                ('VIEW','SYNONYM','PROCEDURE','FUNCTION','PACKAGE','TRIGGER','MATERIALIZED
                VIEW'))
        LOOP
            BEGIN
                l_object_name := j.object_name;
                dbms_output.put_line(chr(10));
                EXECUTE IMMEDIATE J.invalidobject1;
            EXCEPTION
                WHEN OTHERS THEN
                    dbms_output.put_line('failed for -->' || l_object_name);
            END;
        END LOOP;
    END LOOP;
END;
```

```

        END LOOP;
        inval_cnt := inval_cnt + 1;
    END LOOP;
EXCEPTION
    WHEN OTHERS THEN
        dbms_output.put_line('FAILED FOR -->' || l_object_name);
END;
/
DECLARE
    inval_cnt1        NUMBER := 0;
    l_object_name      VARCHAR2(240);
BEGIN
    WHILE inval_cnt1 < 3 LOOP
        --SCRIPT
        FOR k IN (Select 'alter package ' || object_name || ' compile body'
invalidobject2,
                object_name
                FROM user_objects
                WHERE status = 'INVALID'
                AND created_appid IS NULL
                AND object_type IN ('PACKAGE BODY'))
        LOOP
            BEGIN
                l_object_name := k.object_name;
                dbms_output.put_line(chr(10));
                EXECUTE IMMEDIATE k.invalidobject2;
            EXCEPTION
                WHEN OTHERS THEN
                    dbms_output.put_line('FAILED FOR -->' || l_object_name);
            END;
        END LOOP;
        inval_cnt1 := inval_cnt1 + 1;
    END LOOP;
EXCEPTION
    WHEN OTHERS THEN
        dbms_output.put_line('FAILED FOR -->' || l_object_name);
END;
/
select count(*) From user_objects Where status = 'INVALID';

SET ERRORLOGGING OFF
SPOOL OFF

```

PDB_Sync

Purpose

This script is run to synchronize the PDBs with the latest application changes in the application root.

Syntax

```
SET VERIFY ON
SET HEAD ON
SET FEEDBACK 1
SET ARRAY 1
SET LINESIZE 10000
SET PAGESIZE 50000
SET LONG 10000
SET ECHO ON
SET TRIMSPOOL ON
SET COLSEP ';'
SET SERVEROUT OFF
clear screen
SPOOL ON
SET SQLBLANKLINES ON
SET SERVEROUTPUT ON
SET ERRORLOGGING ON
SET ECHO ON
prompt Welcome to Application PDB Sync
SPOOL "&SPOOL_PATH"

DECLARE
    l_app_name VARCHAR2(128);
    l_sql VARCHAR2(256);
BEGIN
    BEGIN
        SELECT app_name
            INTO l_app_name
            FROM dba_applications
            WHERE app_implicit <> 'Y';
    EXCEPTION
        WHEN NO_DATA_FOUND THEN
            dbms_output.put_line('Error1 Nodata--->' || SQLERRM);
        WHEN OTHERS THEN
            dbms_output.put_line('Error1 others--->' || SQLERRM);
    END;
    l_sql := 'ALTER PLUGGABLE DATABASE APPLICATION ' || l_app_name || ' SYNC ';
    dbms_output.put_line('l_sql: ' || l_sql);
    EXECUTE IMMEDIATE l_sql;

EXCEPTION
    WHEN OTHERS THEN
        dbms_output.put_line('Error --->' || SQLERRM);
END;
/
```

```
SET ERRORLOGGING OFF  
SPOOL OFF
```

Index

A

Application Upgrade, [1-2](#)

P

Pre-Requisites, [3-1](#)