

# Oracle Banking Trade Finance

## Firefox Browser Settings



Release 14.8.0.0.0  
G29262-01  
April 2025

ORACLE®

Oracle Banking Trade Finance Firefox Browser Settings, Release 14.8.0.0.0

G29262-01

Copyright © 2007, 2025, Oracle and/or its affiliates.

This software and related documentation are provided under a license agreement containing restrictions on use and disclosure and are protected by intellectual property laws. Except as expressly permitted in your license agreement or allowed by law, you may not use, copy, reproduce, translate, broadcast, modify, license, transmit, distribute, exhibit, perform, publish, or display any part, in any form, or by any means. Reverse engineering, disassembly, or decompilation of this software, unless required by law for interoperability, is prohibited.

The information contained herein is subject to change without notice and is not warranted to be error-free. If you find any errors, please report them to us in writing.

If this is software, software documentation, data (as defined in the Federal Acquisition Regulation), or related documentation that is delivered to the U.S. Government or anyone licensing it on behalf of the U.S. Government, then the following notice is applicable:

U.S. GOVERNMENT END USERS: Oracle programs (including any operating system, integrated software, any programs embedded, installed, or activated on delivered hardware, and modifications of such programs) and Oracle computer documentation or other Oracle data delivered to or accessed by U.S. Government end users are "commercial computer software," "commercial computer software documentation," or "limited rights data" pursuant to the applicable Federal Acquisition Regulation and agency-specific supplemental regulations. As such, the use, reproduction, duplication, release, display, disclosure, modification, preparation of derivative works, and/or adaptation of i) Oracle programs (including any operating system, integrated software, any programs embedded, installed, or activated on delivered hardware, and modifications of such programs), ii) Oracle computer documentation and/or iii) other Oracle data, is subject to the rights and limitations specified in the license contained in the applicable contract. The terms governing the U.S. Government's use of Oracle cloud services are defined by the applicable contract for such services. No other rights are granted to the U.S. Government.

This software or hardware is developed for general use in a variety of information management applications. It is not developed or intended for use in any inherently dangerous applications, including applications that may create a risk of personal injury. If you use this software or hardware in dangerous applications, then you shall be responsible to take all appropriate fail-safe, backup, redundancy, and other measures to ensure its safe use. Oracle Corporation and its affiliates disclaim any liability for any damages caused by use of this software or hardware in dangerous applications.

Oracle®, Java, MySQL, and NetSuite are registered trademarks of Oracle and/or its affiliates. Other names may be trademarks of their respective owners.

Intel and Intel Inside are trademarks or registered trademarks of Intel Corporation. All SPARC trademarks are used under license and are trademarks or registered trademarks of SPARC International, Inc. AMD, Epyc, and the AMD logo are trademarks or registered trademarks of Advanced Micro Devices. UNIX is a registered trademark of The Open Group.

This software or hardware and documentation may provide access to or information about content, products, and services from third parties. Oracle Corporation and its affiliates are not responsible for and expressly disclaim all warranties of any kind with respect to third-party content, products, and services unless otherwise set forth in an applicable agreement between you and Oracle. Oracle Corporation and its affiliates will not be responsible for any loss, costs, or damages incurred due to your access to or use of third-party content, products, or services, except as set forth in an applicable agreement between you and Oracle.

# Contents

## Preface

---

Purpose	iv
Audience	iv
Documentation Accessibility	iv
Critical Patches	iv
Diversity and Inclusion	iv
Conventions	v
Related Resources	v
Screenshot Disclaimer	v

## 1 Configuring Firefox (Latest Qualified Version)

---

1.1 Clearing the Cache	1-1
1.2 Suppressing Caching	1-1
1.3 Enabling Pop-ups for Oracle Banking Trade Finance	1-2
1.4 Browser Behaviour	1-3

# Preface

- [Purpose](#)
- [Audience](#)
- [Documentation Accessibility](#)
- [Critical Patches](#)
- [Diversity and Inclusion](#)
- [Conventions](#)
- [Related Resources](#)
- [Screenshot Disclaimer](#)

## Purpose

This guide helps the user to configure the supported Firefox browser settings for Oracle Banking Trade Finance.

## Audience

This guide is intended for anyone responsible for installing Oracle Banking Application.

## Documentation Accessibility

For information about Oracle's commitment to accessibility, visit the Oracle Accessibility Program website at <http://www.oracle.com/pls/topic/lookup?ctx=acc&id=docacc>.

### **Access to Oracle Support**

Oracle customer access to and use of Oracle support services will be pursuant to the terms and conditions specified in their Oracle order for the applicable services.

## Critical Patches

Oracle advises customers to get all their security vulnerability information from the Oracle Critical Patch Update Advisory, which is available at [Critical Patches, Security Alerts and Bulletins](#). All critical patches should be applied in a timely manner to ensure effective security, as strongly recommended by [Oracle Software Security Assurance](#).

## Diversity and Inclusion

Oracle is fully committed to diversity and inclusion. Oracle respects and values having a diverse workforce that increases thought leadership and innovation. As part of our initiative to

build a more inclusive culture that positively impacts our employees, customers, and partners, we are working to remove insensitive terms from our products and documentation. We are also mindful of the necessity to maintain compatibility with our customers' existing technologies and the need to ensure continuity of service as Oracle's offerings and industry standards evolve. Because of these technical constraints, our effort to remove insensitive terms is ongoing and will take time and external cooperation.

## Conventions

The following text conventions are used in this document:

Convention	Meaning
<b>boldface</b>	Boldface type indicates graphical user interface elements associated with an action, or terms defined in text.
<i>italic</i>	Italic type indicates book titles, emphasis, or placeholder variables for which you supply particular values.
<code>monospace</code>	Monospace type indicates commands within a paragraph, URLs, code in examples, text that appears on the screen, or text that you enter.

## Related Resources

For more information, see these Oracle Banking Trade Finance resources:

- [Oracle Banking Trade Finance Release Notes](#)
- [Oracle Banking Trade Finance Install & Upgrade](#)

## Screenshot Disclaimer

Personal information used in the interface or documents is dummy and does not exist in the real world. It is only for reference purposes.

# 1

## Configuring Firefox (Latest Qualified Version)

This section contains the configurations for Firefox.

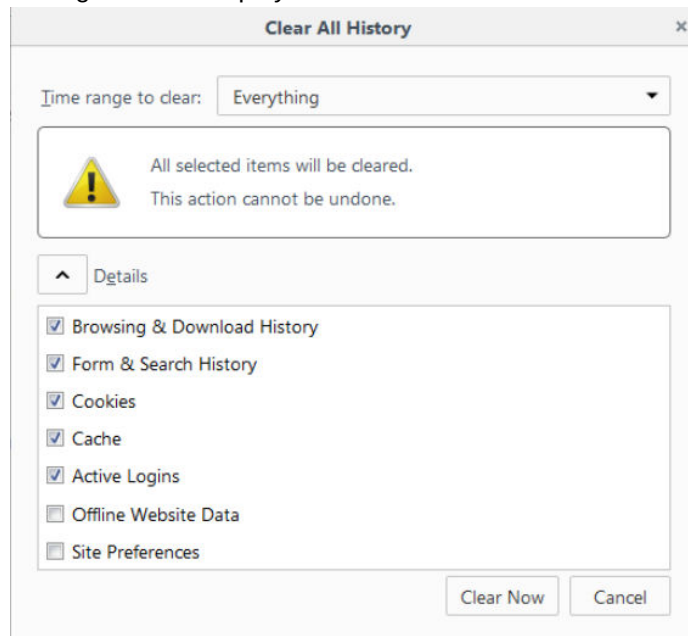
For details on latest version of the software qualified with Oracle Banking Trade Finance, refer to the release certificate.

- [Clearing the Cache](#)
- [Suppressing Caching](#)
- [Enabling Pop-ups for Oracle Banking Trade Finance](#)
- [Browser Behaviour](#)

### 1.1 Clearing the Cache

To clear the browser cache, follow the steps given below:

1. Start Firefox. Go to Tools > Options > Privacy > Clear your Recent History. The following dialog box is displayed:

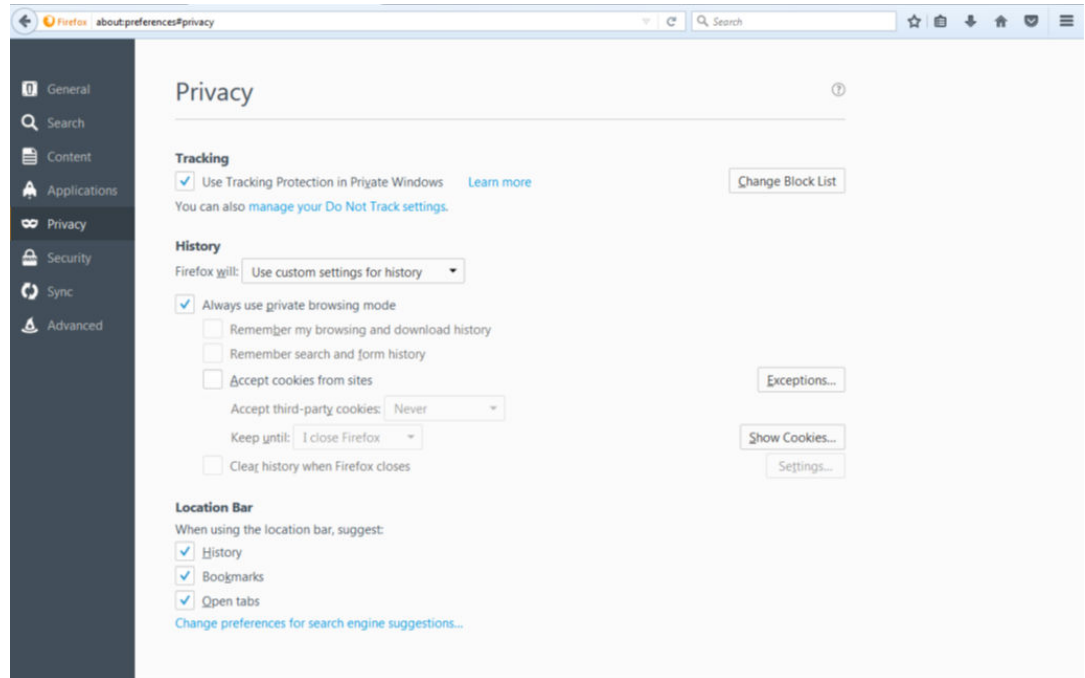


2. Against 'Time range to clear', choose 'Everything'. Click 'Clear Now' button.

### 1.2 Suppressing Caching

To suppress caching, you need to follow the steps below:

1. Start Firefox. Go to Tools > Options. Select 'Privacy' tab.

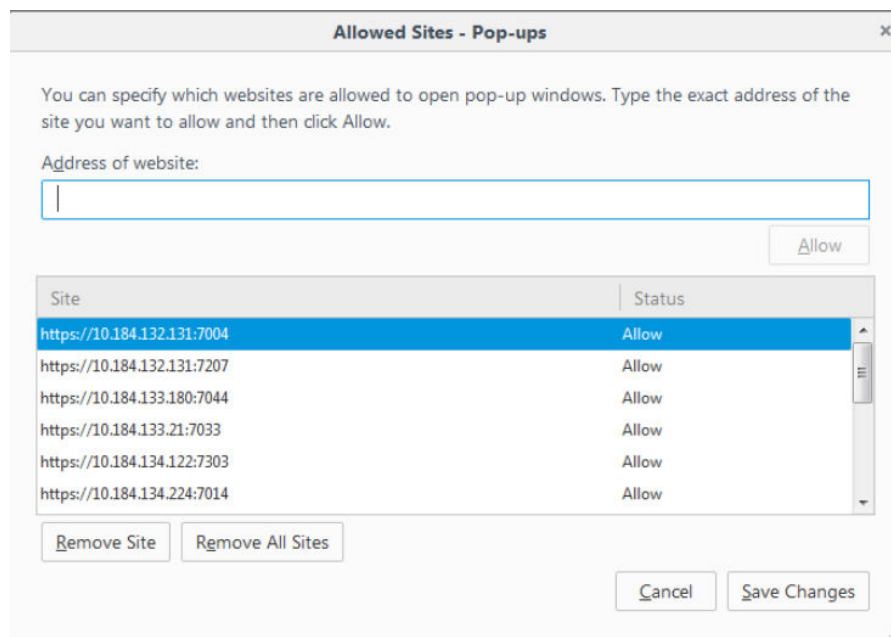
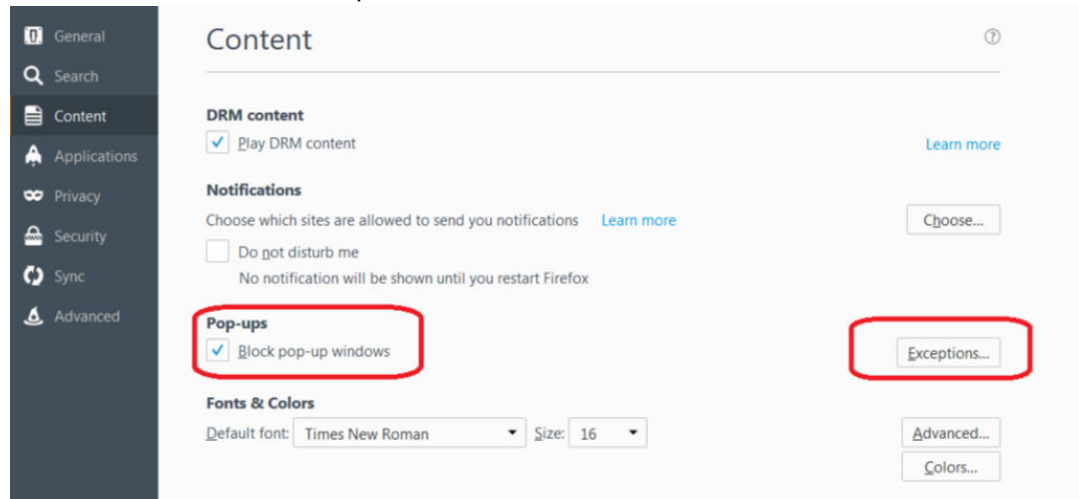


2. Under History, select 'Use custom setting for history' from the drop-down list.
3. Check the option 'Automatically start Firefox in a private browsing session'.
4. Click 'OK'.

## 1.3 Enabling Pop-ups for Oracle Banking Trade Finance

To enable pop-ups for Oracle Banking Trade Finance URL, follow the steps given below:

1. Start Firefox. Go to Tools > Options. Select 'Content' tab.



2. Check the option 'Block popup windows'. Click 'Exceptions' button.
3. Enter the URL of the Oracle Banking Trade Finance Application and click 'Allow' button.
4. Click 'Save Changes'. Click 'OK'.

## 1.4 Browser Behaviour

On clicking List of Values (LOV) button in the application, the cursor is positioned before the '%' symbol in the query field.