

Oracle Banking Trade Finance

Oracle Banking Trade Finance Adapter for Blockchain Interface



Release 14.8.0.0.0

G29289-01

April 2025

ORACLE®

Oracle Banking Trade Finance Oracle Banking Trade Finance Adapter for Blockchain Interface, Release 14.8.0.0.0
G29289-01

Copyright © 2020, 2025, Oracle and/or its affiliates.

This software and related documentation are provided under a license agreement containing restrictions on use and disclosure and are protected by intellectual property laws. Except as expressly permitted in your license agreement or allowed by law, you may not use, copy, reproduce, translate, broadcast, modify, license, transmit, distribute, exhibit, perform, publish, or display any part, in any form, or by any means. Reverse engineering, disassembly, or decompilation of this software, unless required by law for interoperability, is prohibited.

The information contained herein is subject to change without notice and is not warranted to be error-free. If you find any errors, please report them to us in writing.

If this is software, software documentation, data (as defined in the Federal Acquisition Regulation), or related documentation that is delivered to the U.S. Government or anyone licensing it on behalf of the U.S. Government, then the following notice is applicable:

U.S. GOVERNMENT END USERS: Oracle programs (including any operating system, integrated software, any programs embedded, installed, or activated on delivered hardware, and modifications of such programs) and Oracle computer documentation or other Oracle data delivered to or accessed by U.S. Government end users are "commercial computer software," "commercial computer software documentation," or "limited rights data" pursuant to the applicable Federal Acquisition Regulation and agency-specific supplemental regulations. As such, the use, reproduction, duplication, release, display, disclosure, modification, preparation of derivative works, and/or adaptation of i) Oracle programs (including any operating system, integrated software, any programs embedded, installed, or activated on delivered hardware, and modifications of such programs), ii) Oracle computer documentation and/or iii) other Oracle data, is subject to the rights and limitations specified in the license contained in the applicable contract. The terms governing the U.S. Government's use of Oracle cloud services are defined by the applicable contract for such services. No other rights are granted to the U.S. Government.

This software or hardware is developed for general use in a variety of information management applications. It is not developed or intended for use in any inherently dangerous applications, including applications that may create a risk of personal injury. If you use this software or hardware in dangerous applications, then you shall be responsible to take all appropriate fail-safe, backup, redundancy, and other measures to ensure its safe use. Oracle Corporation and its affiliates disclaim any liability for any damages caused by use of this software or hardware in dangerous applications.

Oracle®, Java, MySQL, and NetSuite are registered trademarks of Oracle and/or its affiliates. Other names may be trademarks of their respective owners.

Intel and Intel Inside are trademarks or registered trademarks of Intel Corporation. All SPARC trademarks are used under license and are trademarks or registered trademarks of SPARC International, Inc. AMD, Epyc, and the AMD logo are trademarks or registered trademarks of Advanced Micro Devices. UNIX is a registered trademark of The Open Group.

This software or hardware and documentation may provide access to or information about content, products, and services from third parties. Oracle Corporation and its affiliates are not responsible for and expressly disclaim all warranties of any kind with respect to third-party content, products, and services unless otherwise set forth in an applicable agreement between you and Oracle. Oracle Corporation and its affiliates will not be responsible for any loss, costs, or damages incurred due to your access to or use of third-party content, products, or services, except as set forth in an applicable agreement between you and Oracle.

Contents

1 Preface

1.1	Purpose	1-1
1.2	Audience	1-1
1.3	Documentation Accessibility	1-1
1.4	Critical Patches	1-1
1.5	Diversity and Inclusion	1-1
1.6	Organization	1-2
1.7	Conventions	1-2
1.8	Related Information Sources	1-2
1.9	Screenshot Disclaimer	1-2
1.10	Acronyms and Abbreviations	1-2
1.11	Symbols and Icons	1-3

2 Oracle Banking Trade Finance Blockchain Adapter

2.1	Scope	2-1
2.2	Prerequisites	2-1
2.3	Integration Architecture	2-2
2.4	Integration Process	2-2
2.4.1	Business Process Workflow for Buyer's Credit	2-2
2.4.2	Detailed Use Case for Buyer's Credit Solution using Blockchain	2-3
2.4.2.1	Importer's Bank Accepting Buyer's Credit Offer	2-4
2.4.2.2	Authorization of Buyer's Credit Bill Contract	2-4
2.4.2.3	Receiving Data at Lending Bank	2-4
2.4.2.4	Processing on Receipt of Loan Disbursement Confirmation	2-5
2.4.2.5	Liquidating Buyer's Credit Bill Contract	2-5
2.4.2.6	Data Receipt at Lending Bank	2-5

1

Preface

1.1 Purpose

This document helps you to get acquainted with the information on inter-connecting any version of Oracle Banking Trade Finance with Blockchain systems. Oracle Banking Trade Finance Blockchain adapter enables easy transformation of information between OBTF and Blockchain datasets.

1.2 Audience

This manual is intended for the following User/User Roles:

Role	Function
Back office data entry Clerks	Input functions for maintenance related to the interface
Implementation Teams	For setting up integration

1.3 Documentation Accessibility

For information about Oracle's commitment to accessibility, visit the Oracle Accessibility Program website at <http://www.oracle.com/pls/topic/lookup?ctx=acc&id=docacc>.

Access to Oracle Support

Oracle customer access to and use of Oracle support services will be pursuant to the terms and conditions specified in their Oracle order for the applicable services.

1.4 Critical Patches

Oracle advises customers to get all their security vulnerability information from the Oracle Critical Patch Update Advisory, which is available at [Critical Patches](#), [Security Alerts and Bulletins](#). All critical patches should be applied in a timely manner to ensure effective security, as strongly recommended by [Oracle Software Security Assurance](#).

1.5 Diversity and Inclusion

Oracle is fully committed to diversity and inclusion. Oracle respects and values having a diverse workforce that increases thought leadership and innovation. As part of our initiative to build a more inclusive culture that positively impacts our employees, customers, and partners, we are working to remove insensitive terms from our products and documentation. We are also mindful of the necessity to maintain compatibility with our customers' existing technologies and the need to ensure continuity of service as Oracle's offerings and industry standards evolve.

Because of these technical constraints, our effort to remove insensitive terms is ongoing and will take time and external cooperation.

1.6 Organization

This topic is organized into following topics:

Topic	Description
Preface	This topic gives information on the intended audience. It also lists the various chapters covered in this User Manual.
Oracle Banking Trade Finance Blockchain Adapter	This topic explains the interface between Oracle Banking Trade Finance and Blockchain Adapter.

1.7 Conventions

The following text conventions are used in this document:

Convention	Meaning
boldface	Boldface type indicates graphical user interface elements associated with an action, or terms defined in text.
<i>italic</i>	Italic type indicates book titles, emphasis, or placeholder variables for which you supply particular values.
<code>monospace</code>	Monospace type indicates commands within a paragraph, URLs, code in examples, text that appears on the screen, or text that you enter.

1.8 Related Information Sources

Along with this user manual you may also refer the following related resources:

- Oracle Banking Trade Finance Installation Manual

1.9 Screenshot Disclaimer

Personal information used in the interface or documents is dummy and does not exist in the real world. It is only for reference purposes.

1.10 Acronyms and Abbreviations

Abbreviation	Description
System	Unless and otherwise specified, it always refers to Oracle Banking Trade Finance system
OBTF	Oracle Banking Trade Finance
SWIFT	Society for Worldwide Interbank Financial Transaction
FT	Funds Transfer
BC	Bills and Collections
LC	Letter of Credit

1.11 Symbols and Icons

The list of symbols and icons available on the screens are as follows:

Table 1-1 Symbols and Icons - Common






















Symbol/Icon	Function
	Minimize
	Maximize
	Close
	Perform Search
	Open a list
	Date Range
	Add a new record
	Navigate to the first record
	Navigate to the last record
	Navigate to the previous record
	Navigate to the next record
	Grid view
	List view
	Refresh
	Click this icon to add a new row.
	Click this icon to delete a row, which is already added.
	Calendar

Table 1-1 (Cont.) Symbols and Icons - Common

Symbol/Icon	Function
	Alerts
	Unlock Option
	View Option
	Reopen Option

2

Oracle Banking Trade Finance Blockchain Adapter

Oracle Banking Trade Finance Blockchain Adapter enables OBTF to interface to blockchain systems facilitating easy transformation of information between traditional applications and blockchain datasets. You can use this adapter with any version of OBTF and information to be transformed can be configured at the Module level of OBTF. Blockchain transactions, generated from or impacting the core banking system, can be queried and viewed from OBTF itself. The adapter allows transformation and processing of information, between OBTF and blockchain systems, with minimal human intervention thereby improving process efficiency, reducing risks and enhancing straight through processing. The adapter can be used not only to interface OBTF to blockchain systems but also any other similar third party applications to interface to blockchain systems.

A blockchain is an append only distributed data store/log, in a peer to peer network, where un-trusted parties come to a consensus on the order of data sets (financial or non-financial data), based on previously agreed upon rules. Block chains can be classified, as public or private and permissioned or unpermissioned, based on the read and write access respectively allowed to the participating entities. Block chains allow an immutable record of transaction log, when multiple parties need shared control of data, without the need to depend on a central trusted authority. Smart contracts allow business logic to be triggered and processed based on pre-defined events mutually agreed upon by the contracting parties.

- [Scope](#)
- [Prerequisites](#)
- [Integration Architecture](#)
- [Integration Process](#)

2.1 Scope

Oracle Banking Trade Finance Blockchain technology allows you to:

- Automate loan creation
- Automate liquidation of bills under LC
- Automate liquidation of loan contract
- Reduce SWIFT message cost
- Maintain single contract which will be operated by all the parties
- Transmit real time data across smart contracts allowing simplified and efficient auditing process

2.2 Prerequisites

The following are the prerequisites for the interface:

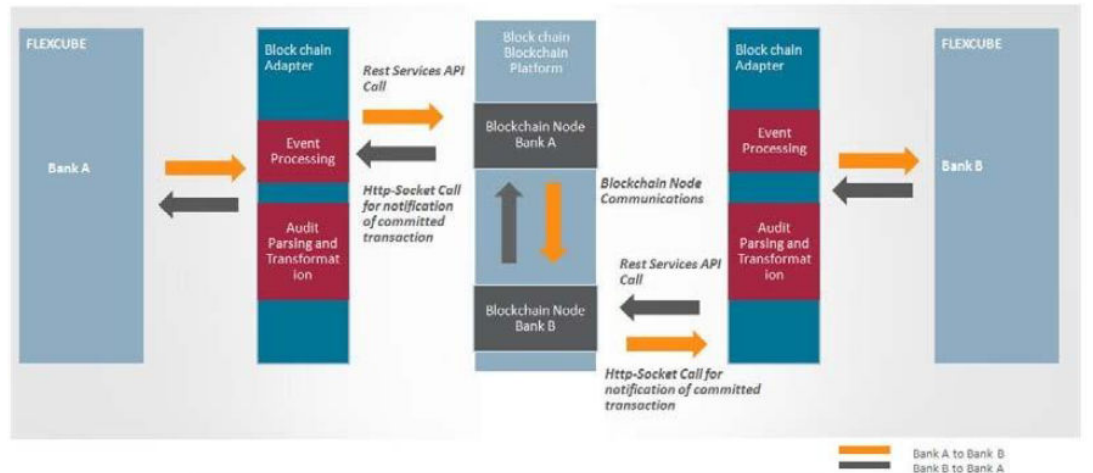
- Set up Oracle Banking Trade Finance Application

- Set up Blockchain Network
- Set up Weblogic server to deploy OBTF Blockchain adaptor

Refer the 'Oracle Banking Trade Finance Installation' manual to set up Oracle Banking Trade Finance Application.

2.3 Integration Architecture

The following diagram provides information on technical architecture for Oracle's Blockchain based solution:



2.4 Integration Process

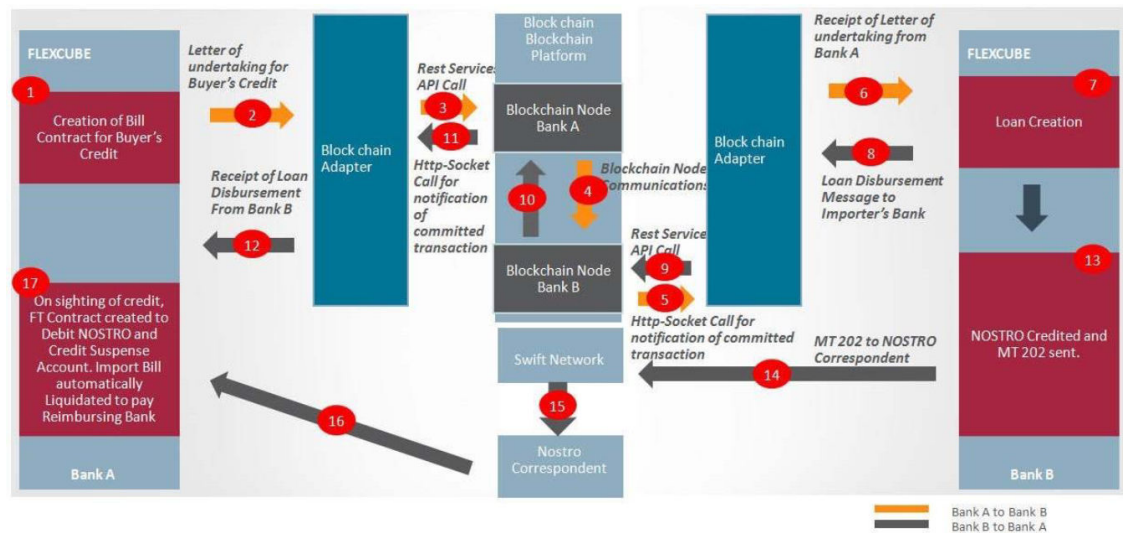
In this section we will take a use case to describe Oracle Banking Trade Finance Blockchain technology.

This section contains the following topics:

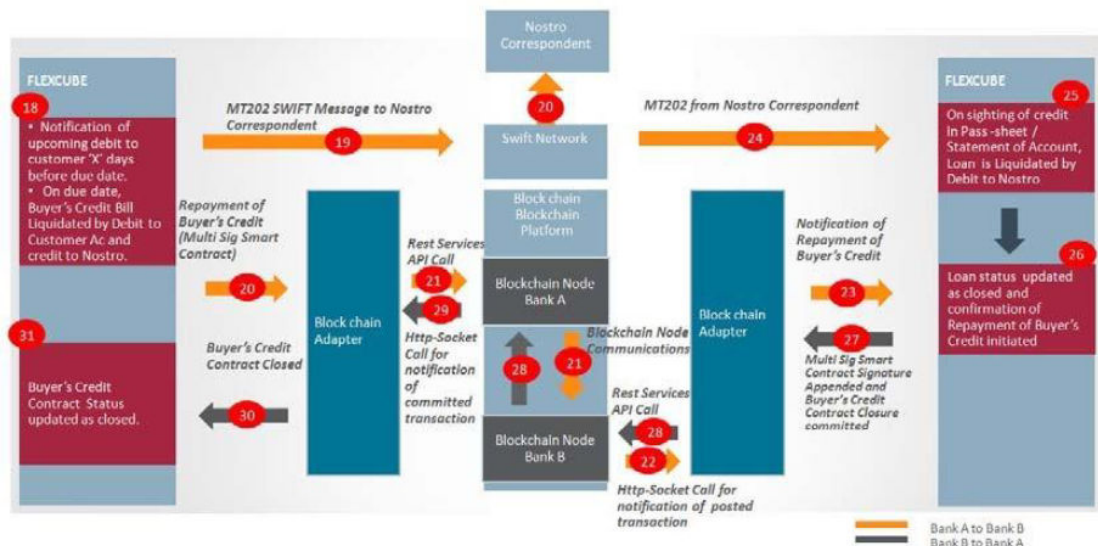
- Business Process Workflow for Buyer's Credit
- Detailed Use Case for Buyer's Credit Solution using Blockchain
- Business Process Workflow for Buyer's Credit
- Detailed Use Case for Buyer's Credit Solution using Blockchain

2.4.1 Business Process Workflow for Buyer's Credit

The following image represents the overall task flow using blockchain for liquidation of import bill under LC using Buyer's Credit:



The following image represents the loan repayment task flow:



2.4.2 Detailed Use Case for Buyer's Credit Solution using Blockchain

This section describes buyer's credit solution using blockchain with a Use Case where Bank A is the Importer's Bank and Buyer's Credit is offered by Bank B or C at a different country. The requirement starts from the stage when Bank A which had received quote for Buyer's Credit and is accepting the offer from either Bank B or C for an Import Bill under LC received by them.

- Importer's Bank Accepting Buyer's Credit Offer
- Authorization of Buyer's Credit Bill Contract
- Receiving Data at Lending Bank
- Processing on Receipt of Loan Disbursement Confirmation
- Liquidating Buyer's Credit Bill Contract
- Data Receipt at Lending Bank

2.4.2.1 Importer's Bank Accepting Buyer's Credit Offer

When the Importer's Bank (Bank A) accepts the offer for Buyer's Credit provided by Bank B/ C, the Importer's Bank creates a dummy Import Bill which will have all the data of original Bill under LC like Shipment details and Goods details. In addition to these data, the Bill contract captures the following important details:

- Lending Institution (Bank B/C) as the Drawer in the Bill with Name and address.
- The Offer/Quote Reference Number.
- The amount (Buyer's Credit Bill Currency Amount should be the same as the Loan Amount).
- The offer rate and the spread (This has to be configured in the Bill as Interest rate to be charged so that during liquidation interest is automatically calculated and remitted to the Lending Institution at the same rate as the loan).
- Charges (This has to be configured as charges in the Buyer's Credit Bills Contract).
- Date of disbursement for the loan.
- Value date of Loan disbursement (This should be captured in such a way that on receipt of funds the Bill under LC is liquidated on due date. This should also be taken into account for interest calculation on the Buyer's Credit Bill Contract).
- Maturity date for the loan (The tenor of the loan with maturity date should coincide with the maturity date of Buyer's Credit Bill Contract).

2.4.2.2 Authorization of Buyer's Credit Bill Contract

The following actions will be performed by default if Buyer's Credit Bill Contract in Bank A is authorized:

- The data will be passed on to the blockchain network for validation and creation of Smart Contract.
- The smart contract will be notified to Bank B/C by the blockchain network. The receiver will be identified based on the Lending Institution data captured in the Buyer's Credit Bill Contract.
- The smart contract will have a status to identify that the offer is accepted and is awaiting Loan creation/disbursement.

2.4.2.3 Receiving Data at Lending Bank

Bank B/C is notified about the smart contract through the blockchain network. When the notification is received:

- A loan contract will be created automatically
- The loan contract will be in unauthorized state.
- User has to identify pending loan contract authorization through query and authorize it.
- On authorization of loan contract, MT 202 will be generated and sent to Nostro Correspondent. The loan reference number will be updated in the Smart Contract and status will be updated to identify that the loan disbursement is made.
- When the loan is authorized in Bank B/C and the status is updated in Smart Contract as Loan Disbursed, a notification is sent to Bank A (Importer's Bank) through the blockchain network.

- The loan disbursement details will be sent to Bank A (Importer's Bank) through blockchain.

2.4.2.4 Processing on Receipt of Loan Disbursement Confirmation

- At Bank A, a facility is required to see the list of Buyer's Credit loans disbursed and pending approval.
- A query facility is provided to filter based on Currency, Importer and Value Date apart from the Buyer's credit reference number and the blockchain smart contract reference number.
- Once the user verifies the Pass-sheet credit, the user will have facility to select the records for further processing and submission.
- On submission of selected records, system generates a FT contract for the amount. Nostro Account will be debited and an Intermediary GL will be credited.
- The FT contract will hold the details of Loan reference of Bank B/C and the Original Bill under LC reference.
- Immediately after creation of FT, system automatically triggers the liquidation of the original Import Bill under LC.
- The status in the Smart Contract will be updated to denote that the disbursed funds have been applied/ utilized.

2.4.2.5 Liquidating Buyer's Credit Bill Contract

System will send a reminder to the importer for repayment of Buyer's Credit loan two days before the due date.

- On the due date for liquidation, user will have to liquidate the Buyer's Credit import bill
- On authorization of the Import Bill system will update the Smart Contract in blockchain to indicate that the Importer has remitted funds for repayment of Buyer's Credit loan.
- Blockchain will trigger a notification to Lending Bank regarding the repayment of the loan by the Borrowing Bank.

2.4.2.6 Data Receipt at Lending Bank

Once the liquidation of Buyer's Credit contract is authorized in Bank A and status in blockchain, Smart Contract is updated as repayment, a message will be triggered to Bank B/ C through blockchain.

- A query screen will be available in Bank B/C to query the transactions for which remittance is made by Importer and loan is yet to be liquidated.
- Once the user gets a confirmation that nostro account is credited (either by way of MT910/940/950), the user will select the records from the query screen for liquidation and submit it.
- On submission system will trigger liquidation of the loan.
- Once the loan is liquidated, system will send a message to the blockchain network to update the status of smart contract to 'Closed'.
- Post validation of the request from the Lending Bank, the blockchain network updates the status of the smart contract to 'Closed' and sends a notification to Bank A.