

Oracle Banking Trade Finance

Oracle Banking Trade Finance Process Management Integration User Guide



Release 14.7.6.0.0
G32623-01
April 2025

ORACLE®

G32623-01

Copyright © 2007, 2025, Oracle and/or its affiliates.

This software and related documentation are provided under a license agreement containing restrictions on use and disclosure and are protected by intellectual property laws. Except as expressly permitted in your license agreement or allowed by law, you may not use, copy, reproduce, translate, broadcast, modify, license, transmit, distribute, exhibit, perform, publish, or display any part, in any form, or by any means. Reverse engineering, disassembly, or decompilation of this software, unless required by law for interoperability, is prohibited.

The information contained herein is subject to change without notice and is not warranted to be error-free. If you find any errors, please report them to us in writing.

If this is software, software documentation, data (as defined in the Federal Acquisition Regulation), or related documentation that is delivered to the U.S. Government or anyone licensing it on behalf of the U.S. Government, then the following notice is applicable:

U.S. GOVERNMENT END USERS: Oracle programs (including any operating system, integrated software, any programs embedded, installed, or activated on delivered hardware, and modifications of such programs) and Oracle computer documentation or other Oracle data delivered to or accessed by U.S. Government end users are "commercial computer software," "commercial computer software documentation," or "limited rights data" pursuant to the applicable Federal Acquisition Regulation and agency-specific supplemental regulations. As such, the use, reproduction, duplication, release, display, disclosure, modification, preparation of derivative works, and/or adaptation of i) Oracle programs (including any operating system, integrated software, any programs embedded, installed, or activated on delivered hardware, and modifications of such programs), ii) Oracle computer documentation and/or iii) other Oracle data, is subject to the rights and limitations specified in the license contained in the applicable contract. The terms governing the U.S. Government's use of Oracle cloud services are defined by the applicable contract for such services. No other rights are granted to the U.S. Government.

This software or hardware is developed for general use in a variety of information management applications. It is not developed or intended for use in any inherently dangerous applications, including applications that may create a risk of personal injury. If you use this software or hardware in dangerous applications, then you shall be responsible to take all appropriate fail-safe, backup, redundancy, and other measures to ensure its safe use. Oracle Corporation and its affiliates disclaim any liability for any damages caused by use of this software or hardware in dangerous applications.

Oracle®, Java, MySQL, and NetSuite are registered trademarks of Oracle and/or its affiliates. Other names may be trademarks of their respective owners.

Intel and Intel Inside are trademarks or registered trademarks of Intel Corporation. All SPARC trademarks are used under license and are trademarks or registered trademarks of SPARC International, Inc. AMD, Epyc, and the AMD logo are trademarks or registered trademarks of Advanced Micro Devices. UNIX is a registered trademark of The Open Group.

This software or hardware and documentation may provide access to or information about content, products, and services from third parties. Oracle Corporation and its affiliates are not responsible for and expressly disclaim all warranties of any kind with respect to third-party content, products, and services unless otherwise set forth in an applicable agreement between you and Oracle. Oracle Corporation and its affiliates will not be responsible for any loss, costs, or damages incurred due to your access to or use of third-party content, products, or services, except as set forth in an applicable agreement between you and Oracle.

Contents

1	OBTF - OBTFPM Integration	
1.1	Scope	1-1
1.1.1	Integration Scope	1-1
1.2	Prerequisites	1-1
1.2.1	Prerequisites in Oracle Banking Trade Finance	1-1
1.2.2	Prerequisites in Oracle Banking Trade Finance	1-2
1.2.3	Prerequisites in Oracle Banking Trade Finance Process Management	1-3
1.3	Integration Process	1-3
1.3.1	Installation Modes	1-3
1.3.2	Maintenance Replication	1-4
1.3.3	Transaction Replication	1-5

Preface

- [Purpose](#)
- [Audience](#)
- [Documentation Accessibility](#)
- [Critical Patches](#)
- [Diversity and Inclusion](#)
- [Organization](#)
- [Conventions](#)
- [Related Information Sources](#)
- [Screenshot Disclaimer](#)
- [Acronyms and Abbreviations](#)
- [Symbols and Icons](#)

Purpose

This document helps you acquaint with the information on inter-connecting Oracle Banking Trade Finance (OBTF) with Oracle Banking Trade Finance Process Management (OBTfPM).

Besides this user manual, while maintaining the interface related details, you can invoke the context sensitive help available for each field in OBTF. This help describes the purpose of each field within a screen. You can obtain this information by placing the cursor on the relevant field and striking the <F1> key on the keyboard.

Audience

This manual is intended for the following User/User Roles:

Role	Function
Back office data entry Clerks	Input functions for maintenance related to the interface
End of day operators	Processing during end of day
Implementation Teams	For setting up integration

Documentation Accessibility

For information about Oracle's commitment to accessibility, visit the Oracle Accessibility Program website at <http://www.oracle.com/pls/topic/lookup?ctx=acc&id=docacc>.

Access to Oracle Support

Oracle customer access to and use of Oracle support services will be pursuant to the terms and conditions specified in their Oracle order for the applicable services.

Critical Patches

Oracle advises customers to get all their security vulnerability information from the Oracle Critical Patch Update Advisory, which is available at [Critical Patches](#), [Security Alerts and Bulletins](#). All critical patches should be applied in a timely manner to ensure effective security, as strongly recommended by [Oracle Software Security Assurance](#).

Diversity and Inclusion

Oracle is fully committed to diversity and inclusion. Oracle respects and values having a diverse workforce that increases thought leadership and innovation. As part of our initiative to build a more inclusive culture that positively impacts our employees, customers, and partners, we are working to remove insensitive terms from our products and documentation. We are also mindful of the necessity to maintain compatibility with our customers' existing technologies and the need to ensure continuity of service as Oracle's offerings and industry standards evolve. Because of these technical constraints, our effort to remove insensitive terms is ongoing and will take time and external cooperation.

Organization

This manual is organized as follows:

Table Topics

Topics	Description
Preface	This topic provides information on the intended audience. It also lists the various chapters covered in this User Manual.
OBTF - OBTR Integration	This topic explains the Trade - OBTR Integration explains the integration between Oracle Banking Trade Finance and Oracle Banking Treasury.
Function ID Glossary	This topic explains the alphabetical listing of Function/Screen ID's used in the module with page references for quick navigation.

Conventions

The following text conventions are used in this document:

Convention	Meaning
boldface	Boldface type indicates graphical user interface elements associated with an action, or terms defined in text.
<i>italic</i>	Italic type indicates book titles, emphasis, or placeholder variables for which you supply particular values.
<code>monospace</code>	Monospace type indicates commands within a paragraph, URLs, code in examples, text that appears on the screen, or text that you enter.

Related Information Sources

Along with this user manual you may also refer the following related resource:

- Oracle Banking Trade Finance Installation Manual

- Common Core - Core Entities and Services User Guide
- Core Services User Guide
- Bills and Collections User Manual
- Islamic Bills and Collections User Manual
- Letters of Credit User Manual
- Islamic Letter of Credit User Manual

Screenshot Disclaimer

Personal information used in the interface or documents is dummy and does not exist in the real world. It is only for reference purposes.

Acronyms and Abbreviations

Abbreviation	Description
ASYNC	Asynchronous
OBTF	Oracle Banking Trade Finance
OBTFPM	Oracle Banking Trade Finance Process Management
OBRH	Oracle Banking Routing Hub
URL	Uniform Resource Locator
WS	Web Service
WSDL	Web Service Description Language
FFT	Free Format Text
ID	Identification

Symbols and Icons

The list of symbols and icons available on the screens are as follows:

Table Symbols and Icons - Common






















Symbol/Icon	Function
	Minimize
	Maximize
	Close
	Perform Search
	Open a list

Table (Cont.) Symbols and Icons - Common

Symbol/Icon	Function
	Date Range
	Add a new record
	Navigate to the first record
	Navigate to the last record
	Navigate to the previous record
	Navigate to the next record
	Grid view
	List view
	Refresh
	Click this icon to add a new row.
	Click this icon to delete a row, which is already added.
	Calendar
	Alerts
	Unlock Option
	View Option
	Reopen Option

1

OBTF - OBTFPM Integration

The integration between OBTF and OBTFPM enables banks to do the following:

- Replicate FFT details from OBTF to OBTFPM.[]
- Replicate Product details from OBTF to OBTFPM.[]

This chapter contains the following sections:

- [Scope](#)
- [Prerequisites](#)
- [Integration Process](#)

1.1 Scope

This section contains the following topic:

- [Integration Scope](#)

1.1.1 Integration Scope

The following are the integration scope of OBTF with OBTFPM:

- OBTF during FFT authorization replicates the data to OBTFPM tables.
- OBTF during Product authorization replicates the data to OBTFPM tables.

1.2 Prerequisites

This section contains the following topics:

- [Prerequisites in Oracle Banking Trade Finance](#)
- [Prerequisites in Oracle Banking Trade Finance](#)
- [Prerequisites in Oracle Banking Trade Finance Process Management](#)

1.2.1 Prerequisites in Oracle Banking Trade Finance

The prerequisites in OBTF for this integration are as follows:

- You have to maintain the following details in 'Trade finance external service maintenance (IFDTFXSE)' screen:

Field	Description
External System	Source code of external system as 'PLATOOBTF'
External User	User ID to be provided, this user should be present in OBTF, OBRH and OBTFPM
Read Time Out (In Seconds)	60

Field	Description
Connection Time Out (In Seconds)	60
External System ApplID	CMNCORE
External System Type	OBRH
Type	REST request
Service Name	OBTFPM_SERVICE
WS Endpoint URL	No Input to be provided since REST request.
Rest Service Context	cmc-obrh-services
Rest Service IP	Valid Rest Service IP
Rest Service Pattern	route/dispatch
Rest Service Port	Valid Rest Service Port

- You have to maintain the following details in 'Integration Parameter Maintenance' (IFDINPRM) screen:

Field	Description
Branch Code	Branch Code to be provided, branch should be present in OBTF and OBTFPM.
External System	Source code of external system e.g.: 'OBTFPM'
External User	User to be provided, this user should be present in OBTF and OBTFPM.
Entity ID	Entity ID to be provided, this external id should be present in external system.
External Branch Code	Branch code to be provided, this branch code should be present in external system.

- You have to maintain the following details in 'Queue Connection Profile Maintenance' (TFDQPROF) screen:

Field	Description
Profile ID	Job Name.It should be maintained as TF_EA_GL_CALL
Profile Description	Description of the above scheduler job
Context Provider URL	The URL to connect to FCUBS MDB_QUEUE
Initial Context Factory Class	FCUBS MDB_QUEUE Context Factory class
Queue Factory JNDI	FCUBS MDB_QUEUE Connection Factory

1.2.2 Prerequisites in Oracle Banking Trade Finance

The prerequisites in OBTF for this integration are as follows:

- You have to maintain the following details in 'Trade finance external service maintenance' (IFDTFXSE) screen:

Field	Description
External System	Source code of external system as 'PLATOBTBF'
External User	User ID to be provided, this user should be present in OBTF, OBRH and OBTFPM

Field	Description
Read Time Out (In Seconds)	60
Connection Time Out (In Seconds)	60
External System ApplID	CMNCORE
External System Type	OBRH
Type	REST request
Service Name	OBTFPM_SERVICE
WS Endpoint URL	No Input to be provided since REST request.
Rest Service Context	cmc-obrh-services
Rest Service IP	Valid Rest Service IP
Rest Service Pattern	route/dispatch
Rest Service Port	Valid Rest Service Port

1.2.3 Prerequisites in Oracle Banking Trade Finance Process Management

The prerequisites in Oracle Banking Trade Finance Process Management for this integration are as follows

- You have to maintain the SourceCode in the upload source screen with autoAuth enabled.

Field	Description
External System	Source code of external system as 'OBTF'
External User	User ID to be provided, this user should be present in OBTF, OBRH and OBTFPM

1.3 Integration Process

This section contains the following topics:

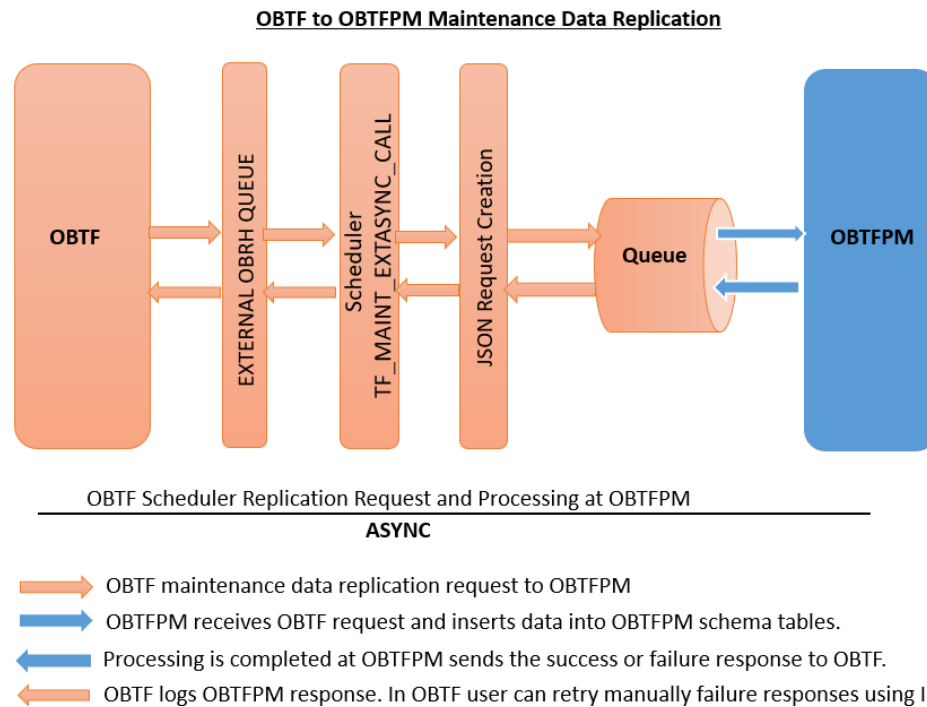
- [Installation Modes](#)
- [Maintenance Replication](#)
- [Transaction Replication](#)

1.3.1 Installation Modes

The following installation mode is described in the upcoming section:

- AYSYNC Processing,

- TF_MAINT_EXTASYNC_CALL - Scheduler for replicating maintenance data from OBTF to OBTFPM data.



1.3.2 Maintenance Replication

- OBTF to OBTFPM replication applies to following screens

Function Id	Description
BCDFFTC	Bills Free Format Maintenance screen data replication
BCDPRMNT	Bills & Collections Product Definition
IBDPRMNT	Islamic Bills & Collections Product Definition
LCDPRMNT	Letters Of Credit Product Definition
LIDPRMNT	Islamic LC Product Definition
BCDDISCD	Bills Discrepancy Code Maintenance
BCDCOMCD	Bills Commodity Code Maintenance
BCDDOCCD	Bills Document Code Maintenance
BCDINSO	Bills Insurance Company Maintenance
STDTFBNK	Trade Finance Bank Preference Maintenance

- Once data is saved record will be stored in OBTF integration processing tables with processing status as 'X'.
- Once data is authorized record will be updated in OBTF integration processing tables with processing status as 'U'.
- Scheduler "TF_MAINT_EXTASYNC_CALL" considers the record in processing status 'U' and through JSON request initiates OBTFPM.
- OBTFPM send the success or failure response to OBTF.
- OBTF stores the response and user can retry the failure request through screen "IFSTFERQ- Trade Finance Core Entity Error Queue" in OBTF.

- Along with this user manual you may also refer the following related resource for FFT and Product creation:
 - https://docs.oracle.com/cd/F43284_01/PDF/BC/BC.pdf – Section “3.5 Bills and Collections Free Format Code Maintenance” and Section “4. Bills and Collections Product Attributes”
 - https://docs.oracle.com/cd/F43284_01/PDF/IB/Islamic_BC.pdf – Section “3.5 Free Format Texts” and Section “4. Define Attributes of Islamic Bills and Collections Product”
 - https://docs.oracle.com/cd/F43284_01/PDF/LC/LC.pdf – Section “4. Define Product Attributes”.
 - https://docs.oracle.com/cd/F43284_01/PDF/LI/Islamic_LC.pdf – Section “4. Define Attributes specific to an Islamic Product”
- To turn off the replication parameter value “OBTF_REPL_OBMA_REQ” can be switched to “N”.

1.3.3 Transaction Replication

Provision to replicate details of Bills / Islamic Bills, which is about to mature.

- EOD batch “BCMATRPL” - Bills and Collection Maturity Replication batch to replicate the Bill details from OBTF.
- EOD batch “IBMATRPL” – Islamic Bills and Collection Maturity Replication batch to replicate the Islamic bill details from OBTF.
- A static parameter “BILL_REPL_MAT_BFR_DAYS” in CSTM_PARAM to define the number of days prior to which the Bill/Islamic details to be replicated.
- During EOD batch processing (BCMATRPL/IBMATRPL), based on the static parameter value bills contracts will be available for replication.
- Once EOD batch run successfully records will be stored in OBTF integration processing tables with processing status as ‘U’.
- Scheduler “TF_MAINT_EXTASYNC_CALL” considers the record in processing status ‘U’ and through JSON request initiates OBTFPM.
- OBTFPM send the success or failure response to OBTF.
- OBTF stores the response and user can retry the failure request through screen “IFSTFERQ- Trade Finance Core Entity Error Queue” in OBTF

To turn off the replication parameter value “OBTF_REPL_OBMA_REQ” can be switched to “N”.