

Oracle® Banking Trade Finance

Oracle Banking Trade Finance – Oracle Banking Treasury Integration User Guide



Release 14.7.5.0.0
G15625-01
September 2024

ORACLE®

G15625-01

Copyright © 2007, 2024, Oracle and/or its affiliates.

Primary Authors: (primary author), (primary author)

Contributing Authors: (contributing author), (contributing author)

Contributors: (contributor), (contributor)

This software and related documentation are provided under a license agreement containing restrictions on use and disclosure and are protected by intellectual property laws. Except as expressly permitted in your license agreement or allowed by law, you may not use, copy, reproduce, translate, broadcast, modify, license, transmit, distribute, exhibit, perform, publish, or display any part, in any form, or by any means. Reverse engineering, disassembly, or decompilation of this software, unless required by law for interoperability, is prohibited.

The information contained herein is subject to change without notice and is not warranted to be error-free. If you find any errors, please report them to us in writing.

If this is software, software documentation, data (as defined in the Federal Acquisition Regulation), or related documentation that is delivered to the U.S. Government or anyone licensing it on behalf of the U.S. Government, then the following notice is applicable:

U.S. GOVERNMENT END USERS: Oracle programs (including any operating system, integrated software, any programs embedded, installed, or activated on delivered hardware, and modifications of such programs) and Oracle computer documentation or other Oracle data delivered to or accessed by U.S. Government end users are "commercial computer software," "commercial computer software documentation," or "limited rights data" pursuant to the applicable Federal Acquisition Regulation and agency-specific supplemental regulations. As such, the use, reproduction, duplication, release, display, disclosure, modification, preparation of derivative works, and/or adaptation of i) Oracle programs (including any operating system, integrated software, any programs embedded, installed, or activated on delivered hardware, and modifications of such programs), ii) Oracle computer documentation and/or iii) other Oracle data, is subject to the rights and limitations specified in the license contained in the applicable contract. The terms governing the U.S. Government's use of Oracle cloud services are defined by the applicable contract for such services. No other rights are granted to the U.S. Government.

This software or hardware is developed for general use in a variety of information management applications. It is not developed or intended for use in any inherently dangerous applications, including applications that may create a risk of personal injury. If you use this software or hardware in dangerous applications, then you shall be responsible to take all appropriate fail-safe, backup, redundancy, and other measures to ensure its safe use. Oracle Corporation and its affiliates disclaim any liability for any damages caused by use of this software or hardware in dangerous applications.

Oracle®, Java, MySQL, and NetSuite are registered trademarks of Oracle and/or its affiliates. Other names may be trademarks of their respective owners.

Intel and Intel Inside are trademarks or registered trademarks of Intel Corporation. All SPARC trademarks are used under license and are trademarks or registered trademarks of SPARC International, Inc. AMD, Epyc, and the AMD logo are trademarks or registered trademarks of Advanced Micro Devices. UNIX is a registered trademark of The Open Group.

This software or hardware and documentation may provide access to or information about content, products, and services from third parties. Oracle Corporation and its affiliates are not responsible for and expressly disclaim all warranties of any kind with respect to third-party content, products, and services unless otherwise set forth in an applicable agreement between you and Oracle. Oracle Corporation and its affiliates will not be responsible for any loss, costs, or damages incurred due to your access to or use of third-party content, products, or services, except as set forth in an applicable agreement between you and Oracle.

Contents

Preface

Audience	iv
Organization	iv
Acronyms and Abbreviations	v
Glossary of Icons	v
Related Information Sources	v

1 OBTF - OBTR Integration

1.1	Scope	1-1
1.1.1	Integration Scope	1-1
1.2	Prerequisites	1-1
1.2.1	Prerequisites in Oracle Banking Trade Finance	1-2
1.2.2	Prerequisites in Oracle Banking Treasury	1-2
1.3	Integration Process	1-3
1.3.1	Installation Modes	1-3
1.3.2	Integration Processing	1-4

Index

Preface

This document helps you acquaint with the information on inter-connecting Oracle Banking Trade Finance (OBTF) with Oracle Banking Treasury (OBTR).

Besides this user manual, while maintaining the interface related details, you can invoke the context sensitive help available for each field in OBTF. This help describes the purpose of each field within a screen. You can obtain this information by placing the cursor on the relevant field and striking the <F1> key on the keyboard.

- [Audience](#)
- [Organization](#)
- [Acronyms and Abbreviations](#)
- [Glossary of Icons](#)
- [Related Information Sources](#)

Audience

This manual is intended for the following User/User Roles:

Role	Function
Back office data entry Clerks	Input functions for maintenance related to the interface
End of day operators	Processing during end of day
Implementation Teams	For setting up integration

Organization

This manual is organized as follows:

Table 1 Topics





Topics	Description
Preface	This topic provides information on the intended audience. It also lists the various chapters covered in this User Manual.
OBTF - OBTFPM Integration	This topic explains the Trade - OBTFPM Integration explains the integration between Oracle Banking Trade Finance and Oracle Banking Trade Finance Process Management.
Function ID Glossary	This topic explains the alphabetical listing of Function/Screen ID's used in the module with page references for quick navigation.

Acronyms and Abbreviations

Abbreviation	Description
ASYNCR	Asynchronous
BC	Bills and Collections
EOD	End Of Day
FX	Foreign Exchange
IB	Islamic Bills and Collections
LC	Letters Of Credit
LI	Islamic Letters Of Credit
OBTF	Oracle Banking Trade Finance
OBTR	Oracle Banking Treasury
SOAP	Simple Object Access Protocol
SYNCR	Synchronous
URL	Uniform Resource Locator
WS	Web Service
WSDL	Web Service Description Language
XML	Extensible Markup Language

Glossary of Icons

This user manual may refer to all or some of the following icons.

Icons	Function
	Exit
	Add row
	Delete row
	Option List

Related Information Sources

Along with this user manual you may also refer the following related resource:

- Oracle Banking Trade Finance Installation Manual
- Common Core - Core Entities and Services User Guide

- Core Services User Guide
- Bills and Collections User Manual
- Islamic Bills and Collections User Manual
- Letters of Credit User Manual
- Islamic Letter of Credit User Manual

1

OBTF - OBTR Integration

The integration between OBTF and OBTR enables banks to do the following:

- FX interface has been provided to utilize FX rates from Treasury system (OBTR).
- Linkage of forward FX contracts for Bills and collection/Islamic Bills and collection during Collection, Purchase/Discount/Negotiation or Liquidation of export bill.
- Linkage of forward FX contracts for Letters of credit/ Islamic Letters of credit during initiation and amendment of import or export contract.

This chapter contains the following sections:

- [Scope](#)
- [Prerequisites](#)
- [Integration Process](#)

1.1 Scope

This section contains the following topic:

- [Integration Scope](#)

1.1.1 Integration Scope

The following are the integration scope of OBTF with OBTR:

- OBTF system initiates
 - Link/Utilization request to treasury system,
 - * During linkage or utilization of FX contract at bills during purchase/negotiation/ discount or liquidation of bills.
 - Link request to treasury system,
 - * During linkage of FX, at bills contract initiation with operations other than purchase/negotiation/discount, whereas utilization of linked FX is applicable on liquidation of bill.
 - * Creation or amendment of LC/LI contract for linked amount or difference in linked amount during amendment.
 - Delink request to treasury system,
 - * Manual delink of FX at LC/LI/BC/IB
 - * Reduction of LC contract amount on LC amendment or LC availment
 - * During liquidation of bills, for unutilized linked FX.

1.2 Prerequisites

This section contains the following topics:

- [Prerequisites in Oracle Banking Trade Finance](#)
- [Prerequisites in Oracle Banking Treasury](#)

1.2.1 Prerequisites in Oracle Banking Trade Finance

The prerequisites in OBTF for this integration are as follows:

- You have to maintain the following details in 'Trade finance external service maintenance (IFDTFXSE) screen:

Field	Description
External System	Source code of external system e.g.: 'OBTR'
External User	User to be provided, this user should be present in OBTF and OBTR
Type	SOAP Request
Service Name	OBTRFXService
WS Endpoint URL	OBTR WSDL URL to be provided

- FX contracts are fetch from OBTR system and displayed in OBTF through External LOV and the External LOV and the External LOV is applicable to Web-logic. In order to fetch the details from OBTR, user has to maintain an active record in Integration Parameter Maintenance screen (IFDINPRM) with following details,

Field	Description
Branch Code	Branch Code to be provided, branch should be present in OBTF and OBTR.
External System	Source code of external system e.g.: 'OBTR'
External User	User to be provided, this user should be present in OBTF and OBTR.
Service Name	ExtLovService
Communication Channel	REST
Communication Mode	SYNCHRONOUS
Communication Layer	Application
Rest Service IP and Port	Should be 'OBTR' Application IP and Port.
Rest Service Pattern	LovService
Rest Service Context	FCJNeoWeb

1.2.2 Prerequisites in Oracle Banking Treasury

The prerequisites in Oracle Banking Treasury for this integration are as follows

- You have to maintain the following details in 'Upload Source maintenance' (CODSORCE) screen:

Field	Description
Source Code	Source code of external system e.g.: 'OBTF'

- You have to maintain the following details in 'Upload Source Preference maintenance' (CODUPLDM) screen:

Field	Description
Source Code	Source code of external system e.g.: 'OBTF'

Field	Description
Module Code	FX
On Error	Reject
On Override	Ignore
Status	Authorized

- You have to maintain the following details in 'External System maintenance' (GWDETFUN) screen:

Field	Description
External System	Source code of external system e.g.: 'OBTF'
Function	IFGFXCON
Service Name	OBTRFXService
Operation Code	CreateFXLink

1.3 Integration Process

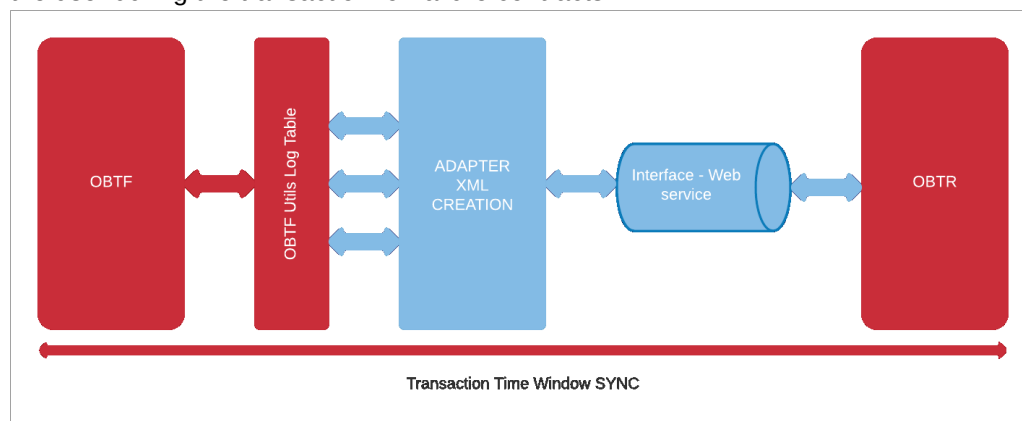
This section contains the following topics:

- [Installation Modes](#)
- [Integration Processing](#)

1.3.1 Installation Modes

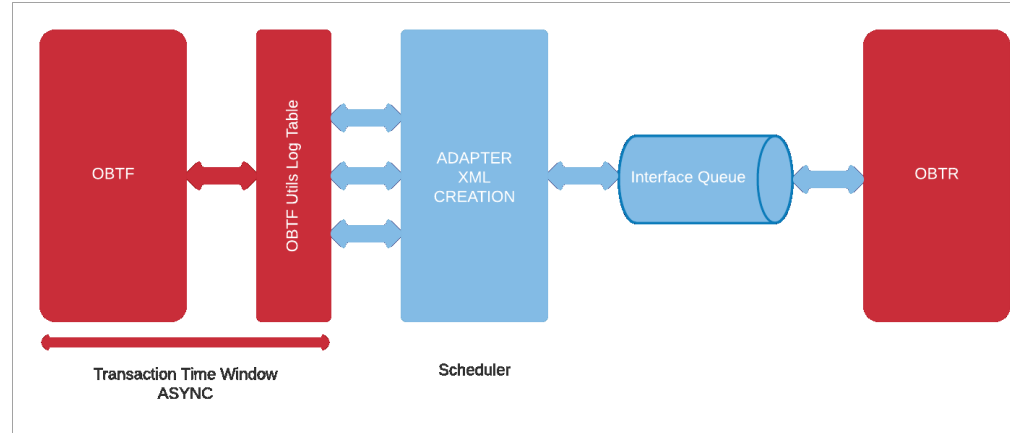
The following installation modes are described in the upcoming sections:

- SYNC Processing,
 - Transactions initiated from online transaction screens, a request will be sent from OBTF to OBTR on accepting the overrides raised during save.
 - The response received from the external system along with the errors are displayed to the user during the transaction for failure contracts.



- ASYN Processing,

- OBTF_EXT_ASYNCALL - Scheduler for processing OBTR - FX external request during EOD processing and External Liquidation process.



1.3.2 Integration Processing

- Forward FX linkage available for selection at bill would be as follows and on select system defaults date, available amount, bot currency, sold currency and rate.
 - Active Forward FX transactions authorized not marked for auto liquidation.
 - Counterparty of the FX contract should be the counterparty of the BC/LC contract
 - BC/LC contract currency should be BOT currency of the FX transaction in case of an export BC/LC or the SOLD currency in case of an Import BC/LC.
 - BC maturity date/LC expiry date should be greater than or equal to FX Value date
 - Available amount for linkage should be greater than Zero. Available amount will be FX contract amount minus the linked amount
 - Exchange rate defaulted from the linked FX
- Along with this user manual you may also refer the following related resource for detailed FX flow and related amount FX tags used:
 - Bills and Collections User Guide – Section 'FX Linkage' and 'Accounting Entries and Advices'
 - Islamic Bills and Collections User Guide – Section 'FX Linkage' and 'Accounting Entries and Advices'
 - Letters of Credit User Guide – Section 'FX Linkage' and 'Accounting Entries and Advices'
 - Islamic Letters of Credit User Guide – Section 'FX Linkage' and 'Accounting Entries and Advices'

Glossary

Index