

Oracle Banking Trade Finance

Sample Reports User Guide



Release 14.7.5.0.0
G15613-01
September 2024



Oracle Banking Trade Finance Sample Reports User Guide, Release 14.7.5.0.0

G15613-01

Copyright © 2007, 2024, Oracle and/or its affiliates.

Primary Authors: (primary author), (primary author)

Contributing Authors: (contributing author), (contributing author)

Contributors: (contributor), (contributor)

This software and related documentation are provided under a license agreement containing restrictions on use and disclosure and are protected by intellectual property laws. Except as expressly permitted in your license agreement or allowed by law, you may not use, copy, reproduce, translate, broadcast, modify, license, transmit, distribute, exhibit, perform, publish, or display any part, in any form, or by any means. Reverse engineering, disassembly, or decompilation of this software, unless required by law for interoperability, is prohibited.

The information contained herein is subject to change without notice and is not warranted to be error-free. If you find any errors, please report them to us in writing.

If this is software, software documentation, data (as defined in the Federal Acquisition Regulation), or related documentation that is delivered to the U.S. Government or anyone licensing it on behalf of the U.S. Government, then the following notice is applicable:

U.S. GOVERNMENT END USERS: Oracle programs (including any operating system, integrated software, any programs embedded, installed, or activated on delivered hardware, and modifications of such programs) and Oracle computer documentation or other Oracle data delivered to or accessed by U.S. Government end users are "commercial computer software," "commercial computer software documentation," or "limited rights data" pursuant to the applicable Federal Acquisition Regulation and agency-specific supplemental regulations. As such, the use, reproduction, duplication, release, display, disclosure, modification, preparation of derivative works, and/or adaptation of i) Oracle programs (including any operating system, integrated software, any programs embedded, installed, or activated on delivered hardware, and modifications of such programs), ii) Oracle computer documentation and/or iii) other Oracle data, is subject to the rights and limitations specified in the license contained in the applicable contract. The terms governing the U.S. Government's use of Oracle cloud services are defined by the applicable contract for such services. No other rights are granted to the U.S. Government.

This software or hardware is developed for general use in a variety of information management applications. It is not developed or intended for use in any inherently dangerous applications, including applications that may create a risk of personal injury. If you use this software or hardware in dangerous applications, then you shall be responsible to take all appropriate fail-safe, backup, redundancy, and other measures to ensure its safe use. Oracle Corporation and its affiliates disclaim any liability for any damages caused by use of this software or hardware in dangerous applications.

Oracle®, Java, MySQL, and NetSuite are registered trademarks of Oracle and/or its affiliates. Other names may be trademarks of their respective owners.

Intel and Intel Inside are trademarks or registered trademarks of Intel Corporation. All SPARC trademarks are used under license and are trademarks or registered trademarks of SPARC International, Inc. AMD, Epyc, and the AMD logo are trademarks or registered trademarks of Advanced Micro Devices. UNIX is a registered trademark of The Open Group.

This software or hardware and documentation may provide access to or information about content, products, and services from third parties. Oracle Corporation and its affiliates are not responsible for and expressly disclaim all warranties of any kind with respect to third-party content, products, and services unless otherwise set forth in an applicable agreement between you and Oracle. Oracle Corporation and its affiliates will not be responsible for any loss, costs, or damages incurred due to your access to or use of third-party content, products, or services, except as set forth in an applicable agreement between you and Oracle.

Contents

1	Preface	
<hr/>		
1.1	Introduction	1-1
1.2	Audience	1-1
1.3	List of topics	1-1
1.4	Documentation Accessibility	1-1
1.4.1	Access to Oracle Support	1-1
1.5	Diversity and Inclusion	1-2
1.6	Related Documents	1-2
1.7	Screenshot Disclaimer	1-2
2	Activation of Reports	
<hr/>		
2.1	Activation of Menu	2-1
2.2	Activation of Report Roles	2-2
3	Module wise Reports	
<hr/>		
3.1	Module wise Reports in Oracle Banking Trade Finance	3-1

1

Preface

1.1 Introduction

This manual is designed to help you to quickly get familiar with the Reports module of Oracle Banking Trade Finance. It provides an overview of the module and takes you through the various steps to activate the reports.

Further obtain information specific to a particular field by placing the cursor on the relevant field and striking <F1> on the keyboard.

1.2 Audience

This Manual is intended for the Back office Managers/ Officers, Customer Service Representatives (CSRs) and staff in charge of setting up new products in your bank.

1.3 List of topics

This manual is organized into the following topics:

Topic	Description
Preface	Preface gives information on the intended audience. It also lists the various chapters covered in this User Manual.
Activation of Reports	This topic provides the steps for activation of Reports.
Module Wise Reports	This topic provides the details of module wise generated reports and explain their contents.

1.4 Documentation Accessibility

For information about Oracle's commitment to accessibility, visit the Oracle Accessibility Program website at <http://www.oracle.com/pls/topic/lookup?ctx=acc&id=docacc>.

- [Access to Oracle Support](#)

1.4.1 Access to Oracle Support

Oracle customers that have purchased support have access to electronic support through My Oracle Support. For information, visit <http://www.oracle.com/pls/topic/lookup?ctx=acc&id=info> or visit <http://www.oracle.com/pls/topic/lookup?ctx=acc&id=trs> if you are hearing impaired.

1.5 Diversity and Inclusion

Oracle is fully committed to diversity and inclusion. Oracle respects and values having a diverse workforce that increases thought leadership and innovation. As part of our initiative to build a more inclusive culture that positively impacts our employees, customers, and partners, we are working to remove insensitive terms from our products and documentation. We are also mindful of the necessity to maintain compatibility with our customers' existing technologies and the need to ensure continuity of service as Oracle's offerings and industry standards evolve. Because of these technical constraints, our effort to remove insensitive terms is ongoing and will take time and external cooperation.

1.6 Related Documents

For further information on Reports, refer to the following Oracle Banking Trade Finance User Manuals:

- The Procedures User Manual
- The Core Services User Manual
- The Letters of Credit User Manual

1.7 Screenshot Disclaimer

Personal information used in the interface or documents is dummy and does not exist in the real world. It is only for reference purposes.

2

Activation of Reports

This topic contains the following subtopics:

1. [Activation of Menu](#)
 2. [Activation of Report Roles](#)
- [Activation of Menu](#)
This topic provides the systematic instructions to view activation of menu.
 - [Activation of Report Roles](#)
This topic provides the systematic instructions to view activate of report roles.

2.1 Activation of Menu

This topic provides the systematic instructions to view activation of menu.

Sample Reports can be activated in Menu in either of the two ways:

- Front End
- Back end

Front end activation of Sample Reports:

1. From the **Menu**, select **Security Management** and click **Maintenance** option.
2. Under **Maintenance**, select **Function Description** to load **Function Description Maintenance** (SMDFNDSC) screen.

To activate the report, **Available** field should be enabled in **SMDFNDSC** by modifying the record. Please modify and authorize the record.

The **Function Description Maintenance** screen is displayed.

Figure 2-1 Function Description Maintenance

3. Backend activation of Sample Reports:

Reports can be activated from backend by updating the static data of SMTB_MENU Available column to '1' for all the reports.

```
SELECT * FROM SMTB_MENU WHERE FUNCTION_ID='STRCIF'
```

HO_FUNCTION	FUNCTION_ID	EXECUTABLE_NAME	EXECUTABLE_TYPE	AVAILABLE	AEOD_AWARE	LOG_EVENT	CUST_ACCESS	MENU
1	N	STRCIF	STRCIF	F	1	1	1	0 REPOF

2.2 Activation of Report Roles

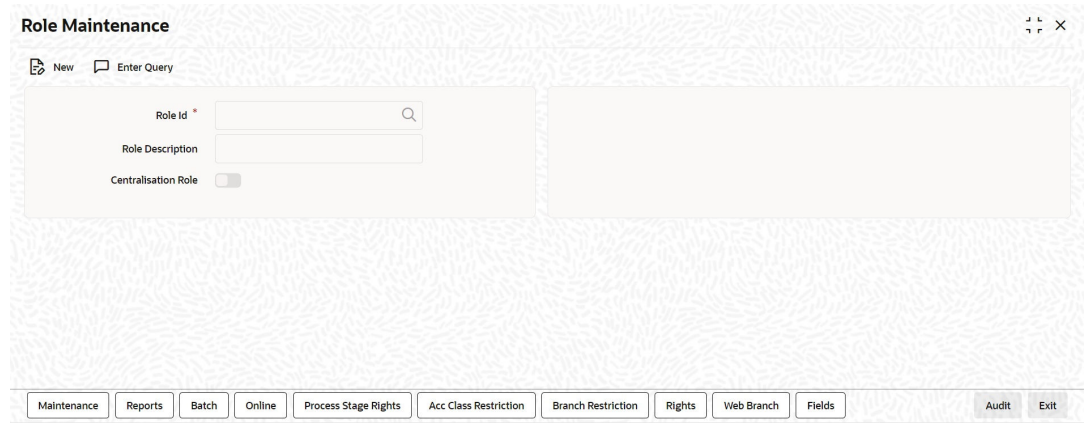
This topic provides the systematic instructions to view activate of report roles.

All the report roles end with the word '**REPORTS**'. These reports are pre-shipped as closed. These can be activated in below steps

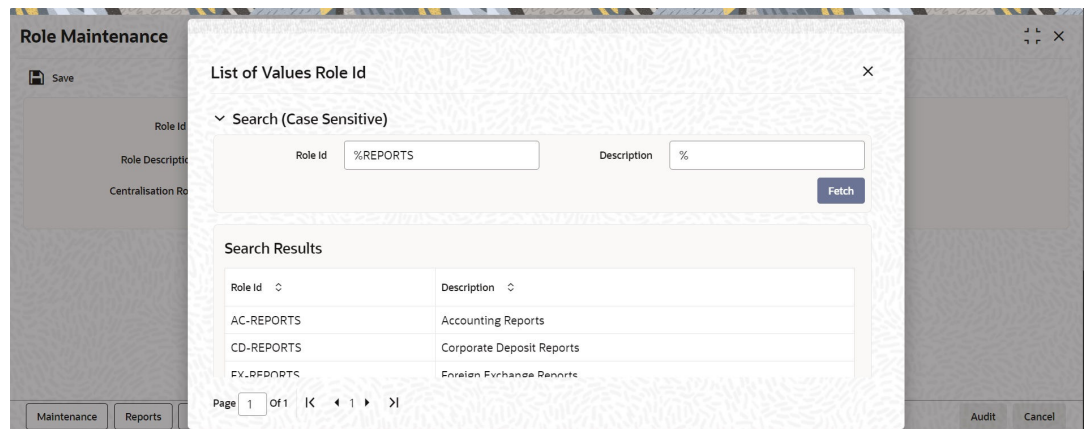
1. From the **Menu**, select **Security Management** and click **Maintenance** option.
2. Under **Maintenance**, select **Role Maintenance** to load **Role Maintenance (SMDROLDF)** screen.

User can search for report roles in role id list of values (lov).

Figure 2-2 Role Maintenance

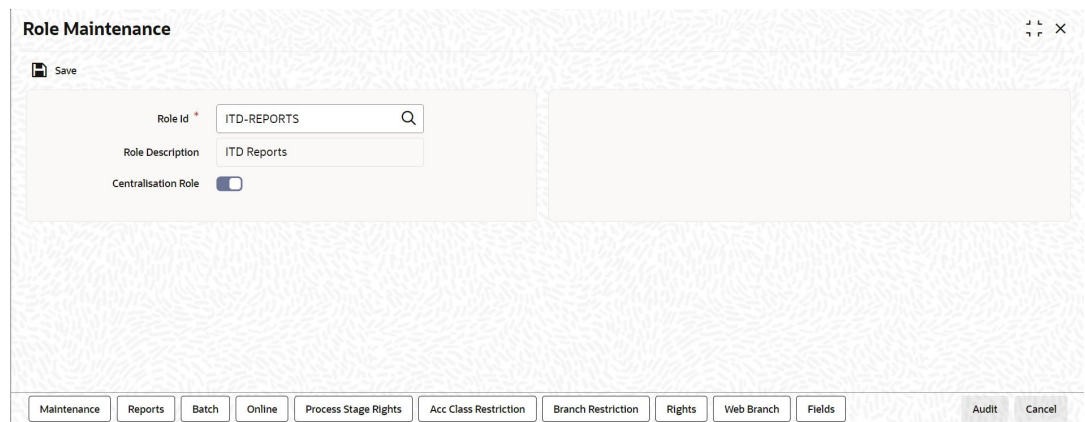


The BC module supports and handles the following functions:

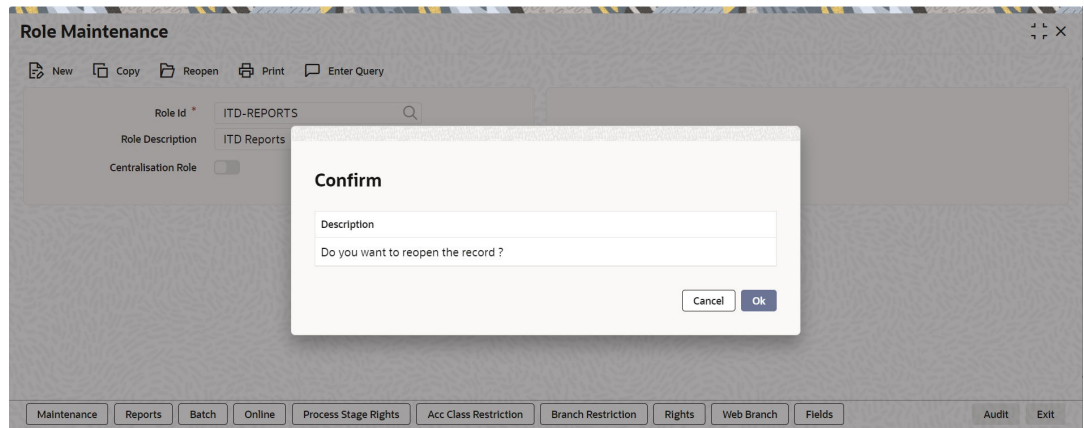


- Initially all the report roles would be in closed status, user can reopen the report roles by clicking on the button reopen.

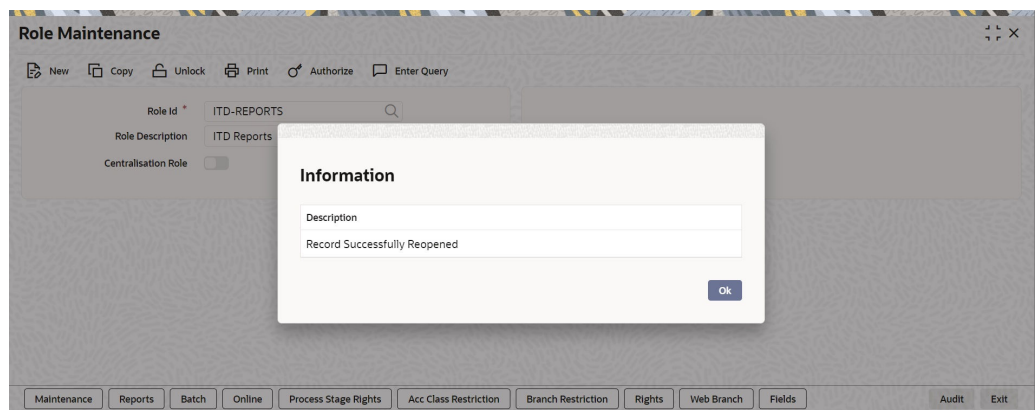
For Instance:



- User has to click on reopen button.



- The generation and printing of reports.



3

Module wise Reports

This topic contains the following:

1. [Module wise Reports in Oracle Banking Trade Finance](#)
- [Module wise Reports in Oracle Banking Trade Finance](#)

3.1 Module wise Reports in Oracle Banking Trade Finance

Module: Common Core

Table 3-1 Common Core Reports

Sr No.	Function ID	Report Name	Report Details
1	SMRBASTA	Batch Performance Statistics	Maximum, minimum and average performance record of each batch operation across all the branches in Oracle Banking Trade Finance.
2	SMRCONTL	Change Control Log	Change log details.
3	SMREVNLO	Event Log	Event log details.
4	SMRNWUSR	New User Created	New user created.
5	SMRROLPR	Role Profile	Details of the role profiles.
6	SMRSUMRY	User Role Summary	User role summary details.
7	SSRCONTL	User Change Control Log	User change log
8	SSRPINST	Security Maintenance Inactive User	Security maintenance inactive users.
9	SSRUSLOG	User Log Details Log	User log details log.
10	SSRUSRDS	Disabled Users System Violation Log	Disabled user's system violation log.
11	SSRUSSTS	User Status Log	Provides user status log.

Module: Core Entities and Services

Table 3-2 Core Entities and Services Core Reports

Sr No.	Function ID	Report Name	Report Details
1	TFRTRDRP	Trade 360 Degree Report	This report gives the details of all contracts of a customer generated in trade 360 degree screen.
2	TFRITRDR	Islamic Trade 360 Degree Report	This report gives the details of all contracts of a customer generated in trade Islamic 360 degree screen.

Module: Brokerage

Table 3-3 Brokerage Reports

Sr No.	Function ID	Report Name	Report Details
1	BRRASSOC	Brokerage Association Report	This report gives the details of all associated brokers. It is printed daily as part of the batch process. You can configure this report to display details of brokerage contract.

Tax

Table 3-4 Tax Reports

Sr No.	Function ID	Report Name	Report Details
1	TARAYABL	Tax Payable Report	This report gives the details of all taxes that are to be paid over a period in time. You can specify the period for which you require the report when you invoke the report function.

Module: Letter of Credit

Table 3-5 Letter of Credit Reports

Sr No.	Function ID	Report Name	Report Details
1	LCRPEX	Expired Letters of Credit with Outstanding Items	Expired LCs with outstanding items report.
2	LCRPCOLI	Closed Letters of Credits	Closed LCs with outstanding items report.
3	LCRPDUE	Letters of Credit Due to be Expired	LCs Due to Expire report
4	LCRPCOLC	Letters of Credit Due to be Closed	LCs that are due for closure, during the period.
5	LCRPCODU	Commission Due Report	Periodic commissions that are due to be collected, for a specific period.
6	LCRPCAC	Commission Activity Report	LCs for which commission was liquidated or calculated, as of the date.
7	LCRPUNTR	Un-replied Tracers Report	Unreplied tracers report
8	LCRFNREP	Confirmed Letters of Credit Report	Confirmed LC Report

Table 3-5 (Cont.) Letter of Credit Reports

Sr No.	Function ID	Report Name	Report Details
9	LCRPOVD	Letters of Credit Contract Overrides Report	The overrides that were encountered for contracts, on the date the report was generated
10	LCRLYREP	Daily Activity Report	Details of LCs daily activity journal report
11	LCRPACCR	Accruals Control Report	LCs that was accrued
12	LCRPACR	Commission Activity 3 Report	Commission Activity 3 Report
13	LCRPCACT	Periodic Commission Activity Report	Details of the periodic commission activity report
14	LCRPEXP	Letters of Credit Process Exception Report	The process exceptions that were encountered for contracts report
15	LCRIMLIC	Import License Details Report	Import licenses captured for each customer report
16	LCRILUTL	Import License Utilization	Utilization for an import license report
17	LCRGCLM	Guarantee Claim Lodging Report	Details of active guarantee contracts on which claim is lodged on the system

Module: Islamic Letter of Credit

Table 3-6 Islamic Letter of Credit Reports

Sr No.	Function ID	Report Name	Report Details
1	LIRPEX	Expired Letters of Credit with Outstanding Items	Expired Islamic LCs with outstanding items report
3	LIRPDUE	Letters of Credit Due to be Expired	Islamic LCs Due to expire report
4	LIRPCOLC	Letters of Credit Due to be Closed	Islamic LCs that are due for closure, during the period
5	LIRPCODU	Commission Due Report	Periodic commissions that are due to be collected, for a specific period.
6	LIRPCAC	Commission Activity Report	Islamic LCs for which commission was liquidated or calculated, as of the date
7	LIRPOPEN	Open Ended Islamic Letters Of Credit	All the open ended Islamic LCs that has outstanding items
8	LIRPUNTR	Un-replied Tracers Report	Unreplied tracers report
9	LIRFNREP	Confirmed Letters of Credit Report	Confirmed Islamic LC Report

Table 3-6 (Cont.) Islamic Letter of Credit Reports

Sr No.	Function ID	Report Name	Report Details
10	LIRPOVD	Letters of Credit Contract Overrides Report	The overrides that were encountered for contracts, on the date the report was generated
11	LIRLYREP	Daily Activity Report	Details of Islamic LCs daily activity journal report
12	LIRPACCR	Accruals Control Report	Islamic LCs that was accrued
13	LIRPCACT	Periodic Commission Activity Report	Details of the periodic commission activity report
14	LIRPEXP	Letters of Credit Process Exception Report	The process exceptions that were encountered for contracts report
15	LIRPCNFR	Confirmed LI Outstanding Report	Confirmed Islamic LC outstanding report
16	LIRPEXRP	Expired Islamic Letters of Credit Report	Details of the expired Islamic LC outstanding report
17	LIRPGUCL	Guarantees Due for Closure Report	Details of the guarantees that are due report
18	LIRPOGRP	Outstanding Guarantees	Details of the guarantees that are outstanding
19	LIRPREBK	Reimbursing Bank Report	Reimbursing Bank Report
20	LIRPSCCR	Suspense Charges Account Receivable Report	Suspense charges account receivable report
21	LIRPTRDT	Transferred Islamic Letters Of Credit Report	A customer-wise report of the Islamic letters of credits transferred.

Module: Bills and Collections

Table 3-7 Bills and Collections Reports

Sr No.	Function ID	Report Name	Report Details
1	BCROBUDS	Bills in User Defined Status	Expired LCs with outstanding items report
2	BCRONACT	Bills and Collections Contract Activity Report	Bills and collections contract activity report
3	BCRODPAY	Overdue payments	Bills that have payment items overdue
4	BCRODACC	Overdue Acceptance	Bills which have acceptance items overdue
5	BCRODFIN	Finalization Overdue Days Report	Details of bills, which have Finalization items.
6	BCRUEXCP	Bills and Collections Automatic Exceptions Report	Bills and collections automatic processing exceptions report

Table 3-7 (Cont.) Bills and Collections Reports

Sr No.	Function ID	Report Name	Report Details
7	BCRONOVD	Bills and Collections Contract Overrides Report	Bills and collections contract overrides report
8	BCRENDOC	List of Bills with Pending Documents Report	Bills with pending documents report
9	BCROBUNP	Bills Under Protest Report	Bills under protest report displays all the bills generated for protest advice during the day.
10	BCROBTBP	Bills to be Protested Report	Bills which need to be protested for Nonpayment, Non-acceptance or Non-approval of discrepancies
11	BCRODMAT	Bills and Collections Contract Maturing Bills Report	Preferences for the generation of the report
12	BCROBEFR	List of Bills Eligible for Rediscounting Report	List of bills eligible for re-discounting report
13	BCRODAPP	Under Reverse Report	List of bills under reserve report
14	BCRMLTNR	Multi Tenor Bills Report	Multi tenor bills report

Module: Islamic Bills and Collections

Table 3-8 Islamic Bills and Collections Reports

Sr No.	Function ID	Report Name	Report Details
1	IBRENDOC	List of Bills with Pending Documents Report	Islamic Bills with pending documents report
2	IBROBTBP	Bills to be Protested Report	Islamic Bills which need to be protested for Nonpayment, Non-acceptance or Non-approval of discrepancies
3	IBROBEFR	List of Bills Eligible for Re-discounting Report	List of Islamic bills eligible for re-discounting report
4	IBROBUDS	Bills in User Defined Status	Islamic Bills in User Defined Status report
5	IBROBUNP	Bills Under Protest Report	Islamic Bills under protest report displays all the bills generated for protest advice during the day.
6	IBRODACC	Overdue Acceptance	Islamic Bills which have acceptance items overdue
7	IBRODAPP	Under Reverse Report	List of Islamic bills under reserve report
8	IBRODFIN	Finalization Overdue Days Report	Details of Islamic bills, which have Finalization items.

Table 3-8 (Cont.) Islamic Bills and Collections Reports

Sr No.	Function ID	Report Name	Report Details
9	IBRODMAT	Bills and Collections Contract Maturing Bills Report	Preferences for the generation of the report
10	IBRODPAY	Overdue payments	Islamic Bills that have payment items overdue
11	IBRONACT	Bills and Collections Contract Activity Report	Islamic Bills and collections contract activity report
12	IBRONOVD	Bills and Collections Contract Overrides Report	Islamic Bills and collections contract overrides report
13	IBRUEXCP	Bills and Collections Automatic Exceptions Report	Islamic Bills and collections automatic processing exceptions report
14	IBRPBCRP	IB Issued Report	Islamic bills and collections issued report
15	IBRPIDLC	Import Documents under Islamic Letters of Credit MIS Report	Report of the documents imported under Islamic LC MIS
16	IBRPUAIC	Unaccepted Import Collection Outstanding Documents Report	Report of the outstanding documents due to unaccepted import collection
17	IBRMLTNR	Islamic Multi Tenor Bills Report	Report of the Islamic multi tenor bills

Module: Messaging System

Table 3-9 Messaging System Reports

Sr No.	Function ID	Report Name	Report Details
1	MSRTFLRT	Trade Finance Security Management System Log Report	Trade Finance Security Management System Log Report
2	MSRTFPEX	Trade Finance Upload Exception	Closed LCs with outstanding items report.
3	MSRTFPSX	Trade Finance Successful Messages Report	Successful Messages report
4	MSRTFSFT	Trade Finance Daily Swift Message Status Report	Trade Finance Daily Swift Message Status Report

Module: Liquidation

Table 3-10 Liquidation

Sr No.	Function ID	Report Name	Report Details
1	LQRTFDLY	Liquidation Daily Activity Report	Report provides information on all liquidation events or a particular event which took place on a specified date.
2	LQRTFPOS	Outstanding Items Report	Report provides the details of all outstanding liquidation records in both receivable and payable accounts, across the modules in Oracle Banking Trade Finance.