

# Oracle® Banking Trade Finance

## Oracle Banking Trade Finance - Enterprise Limits and Collateral Management Integration



Release 14.7.4.0.0

F99252-01

June 2024

The Oracle logo, consisting of a solid red square with the word "ORACLE" in white, uppercase, sans-serif font centered within it.

ORACLE®

Oracle Banking Trade Finance Oracle Banking Trade Finance - Enterprise Limits and Collateral Management  
Integration, Release 14.7.4.0.0

F99252-01

Copyright © 2007, 2024, Oracle and/or its affiliates.

Primary Authors: (primary author), (primary author)

Contributing Authors: (contributing author), (contributing author)

Contributors: (contributor), (contributor)

This software and related documentation are provided under a license agreement containing restrictions on use and disclosure and are protected by intellectual property laws. Except as expressly permitted in your license agreement or allowed by law, you may not use, copy, reproduce, translate, broadcast, modify, license, transmit, distribute, exhibit, perform, publish, or display any part, in any form, or by any means. Reverse engineering, disassembly, or decompilation of this software, unless required by law for interoperability, is prohibited.

The information contained herein is subject to change without notice and is not warranted to be error-free. If you find any errors, please report them to us in writing.

If this is software, software documentation, data (as defined in the Federal Acquisition Regulation), or related documentation that is delivered to the U.S. Government or anyone licensing it on behalf of the U.S. Government, then the following notice is applicable:

U.S. GOVERNMENT END USERS: Oracle programs (including any operating system, integrated software, any programs embedded, installed, or activated on delivered hardware, and modifications of such programs) and Oracle computer documentation or other Oracle data delivered to or accessed by U.S. Government end users are "commercial computer software," "commercial computer software documentation," or "limited rights data" pursuant to the applicable Federal Acquisition Regulation and agency-specific supplemental regulations. As such, the use, reproduction, duplication, release, display, disclosure, modification, preparation of derivative works, and/or adaptation of i) Oracle programs (including any operating system, integrated software, any programs embedded, installed, or activated on delivered hardware, and modifications of such programs), ii) Oracle computer documentation and/or iii) other Oracle data, is subject to the rights and limitations specified in the license contained in the applicable contract. The terms governing the U.S. Government's use of Oracle cloud services are defined by the applicable contract for such services. No other rights are granted to the U.S. Government.

This software or hardware is developed for general use in a variety of information management applications. It is not developed or intended for use in any inherently dangerous applications, including applications that may create a risk of personal injury. If you use this software or hardware in dangerous applications, then you shall be responsible to take all appropriate fail-safe, backup, redundancy, and other measures to ensure its safe use. Oracle Corporation and its affiliates disclaim any liability for any damages caused by use of this software or hardware in dangerous applications.

Oracle®, Java, MySQL, and NetSuite are registered trademarks of Oracle and/or its affiliates. Other names may be trademarks of their respective owners.

Intel and Intel Inside are trademarks or registered trademarks of Intel Corporation. All SPARC trademarks are used under license and are trademarks or registered trademarks of SPARC International, Inc. AMD, Epyc, and the AMD logo are trademarks or registered trademarks of Advanced Micro Devices. UNIX is a registered trademark of The Open Group.

This software or hardware and documentation may provide access to or information about content, products, and services from third parties. Oracle Corporation and its affiliates are not responsible for and expressly disclaim all warranties of any kind with respect to third-party content, products, and services unless otherwise set forth in an applicable agreement between you and Oracle. Oracle Corporation and its affiliates will not be responsible for any loss, costs, or damages incurred due to your access to or use of third-party content, products, or services, except as set forth in an applicable agreement between you and Oracle.

# Contents

## Preface

---

Audience	iv
Organization	iv
Acronyms and Abbreviations	v
Glossary of Icons	v
Related Information Sources	v

## 1 Oracle OBTF - ELCM Integration

---

1.1	Scope	1-1
1.1.1	OBTF Installation Modes	1-1
1.2	Prerequisites	1-1
1.2.1	Prerequisites in Oracle Banking Trade Finance	1-2
1.2.2	Prerequisites in Enterprise Limits and Collateral Management	1-3
1.3	Integration Process	1-3
1.3.1	Installation Modes	1-4
1.3.2	Integration Processing	1-5

## 2 Annexure

---

2.1	List of Integration Features	2-1
-----	------------------------------	-----

## Glossary

---

# Preface

This document helps you acquaint with the information on inter-connecting Oracle Banking Trade Finance (OBTF) with Enterprise Limits and Collateral Management (ELCM).

Besides this user manual, while maintaining the interface related details, you can invoke the context sensitive help available for each field in OBTF. This help describes the purpose of each field within a screen. You can obtain this information by placing the cursor on the relevant field and striking the <F1> key on the keyboard.

- [Audience](#)  
This manual is intended for the following User/User Roles:
- [Organization](#)  
This topic is organized into following topics:
- [Acronyms and Abbreviations](#)
- [Glossary of Icons](#)  
This User Manual may refer to all or some of the following icons:
- [Related Information Sources](#)

## Audience

This manual is intended for the following User/User Roles:

Role	Function
Back office data entry Clerks	Input functions for maintenance related to the interface
End of day operators	Processing during end of day
Implementation Teams	For setting up integration

## Organization

This topic is organized into following topics:





Topic	Description
<b>Preface</b>	This topic gives information on the intended audience. It also lists the various topics covered in this User Manual.
<b>Oracle OBTF - ELCM Integration</b>	This topic explains the interface between Oracle Banking Trade Finance and Blockchain Adapter.
<b>Annexure</b>	This topic provides the details of supported and unsupported functionalities of OBTF and ELCM.
<b>Function ID Glossary</b>	This topic has alphabetical listing of Function/ Screen ID's used in the module with page references for quick navigation.

## Acronyms and Abbreviations

Abbreviation	Description
ASYNC	Asynchronous
ELCM	Enterprise Limits and Collateral Management
OBTF	Oracle Banking Trade Finance
SYNC	Synchronous
XML	Extensible Markup Language

## Glossary of Icons

This User Manual may refer to all or some of the following icons:

Icons	Function
	Exit
	Add row
	Delete row
	Option List

## Related Information Sources

Along with this user manual you may also refer the following related resource:

- Oracle Banking Trade Finance Installation Manual
- Common Core - Core Entities and Services User Guide
- Core Services User Guide

# 1

## Oracle OBTF - ELCM Integration

Banks extend various credit facilities like limits to its customers depending on their requirements. Based on the bank's business model and their target customers they have one of the following scenarios:

- Banks extending basic credit facilities to customers like overdraft or small loans who will prefer to manage the limits within the core banking system (Standalone OBTF installation).
- Banks dealing with corporates who require trade finance and treasury that requires limit to be routed through dedicated system to manage the collateral and limit details.

This topic contains the following sections:

- [Scope](#)
- [Prerequisites](#)
- [Integration Process](#)
- [Scope](#)
- [Prerequisites](#)  
Set up Oracle Banking Trade Finance Application. ELCM user will have read-only access to this application. The access is provided only to particular extraction tables.
- [Integration Process](#)

### 1.1 Scope

This section contains the following topic:

- [OBTF Installation Modes](#)
- [OBTF Installation Modes](#)  
The integration supports Standalone Limits system with OBTF - SYNC Method.

#### 1.1.1 OBTF Installation Modes

The integration supports Standalone Limits system with OBTF - SYNC Method.

Details	Standalone
Data Storage	Different DB
Deployment	Different App
Mode Interface	Web Services
Limit Response Handling	Online

### 1.2 Prerequisites

Set up Oracle Banking Trade Finance Application. ELCM user will have read-only access to this application. The access is provided only to particular extraction tables.

The parameter 'OBTF\_EL\_COMM\_MODE ' and 'ELCM\_SET\_MODE' in CSTB\_PARAM should be 'S' for standalone.

The parameter 'OBTF\_EL\_COMM\_MODE ' should be 'S' and 'ELCM\_SET\_MODE' should be 'C' in CSTB\_PARAM for co-deployed.

This section contains the following topics:

- [Prerequisites in Oracle Banking Trade Finance](#)
- [Prerequisites in Enterprise Limits and Collateral Management](#)
- [Prerequisites in Oracle Banking Trade Finance](#)
- [Prerequisites in Enterprise Limits and Collateral Management](#)

## 1.2.1 Prerequisites in Oracle Banking Trade Finance

The prerequisites in OBTF for this integration are as follows:

- You have to maintain the following details in 'Trade finance external service maintenance (IFDTFXSE) screen:

Field	Description
<b>External System</b>	Source code of external system For example: 'ELCM'
<b>External User</b>	User to be provided, this user should be present in OBTF and ELCM
<b>Type</b>	SOAP Request
<b>Service Name</b>	ELUtilizationService
<b>WS Endpoint URL</b>	Related service name to be provided

- Contracts are fetched from ELCM and displayed in OBTF through External LOV and the External LOV is applicable to Web-logic application. In order to fetch the details from ELCM, user has to maintain an active record in Integration Parameter Maintenance screen (IFDINPRM) with following details,

Field	Description
<b>Branch Code</b>	Branch Code to be provided, branch should be present in OBTF and ELCM.
<b>External System</b>	Should be source code of external system e.g.: 'ELCM'.
<b>External User</b>	User to be provided, this user should be present in OBTF and ELCM.
<b>Entity ID</b>	Entity ID to be provided, this external id should be present in external system.
<b>External Branch Code</b>	Branch code to be provided, this branch code should be present in external system.
<b>Service Name</b>	ExtLovService
<b>Communication Channel</b>	REST
<b>Communication Mode</b>	SYNCHRONOUS
<b>Communication Layer</b>	Application
<b>Rest Service IP and Port</b>	Should be 'ELCM' Application IP and Port.
<b>Rest Service Pattern</b>	LovService
<b>Rest Service Context</b>	FCJNeoWeb

## 1.2.2 Prerequisites in Enterprise Limits and Collateral Management

The prerequisites in OBTF for this integration are as follows:

- You have to maintain the following details in 'Upload Source maintenance' (**CODSORCE**) screen:

Field	Description
<b>Source Code</b>	Source code of external system e.g.: 'OBTF'

- You have to maintain the following details in 'Upload Source Preference maintenance' (**CODUPLDM**) screen:

Field	Description
<b>Source Code</b>	Source code of external system e.g.: 'OBTF'
<b>Module Code</b>	BC/LC
<b>On Error</b>	Related module to be maintained for source 'OBTF'
<b>On Override</b>	Ignore
<b>Status</b>	Authorized

- You have to maintain the following details in 'Product Maintenance' (**GEDPROD**) screen:

Field	Description
<b>Module</b>	BC/LC
<b>Product Code</b>	Provide the product code for which contract needs to be created.
<b>Product Type</b>	Input the product whether Import/Export

- You have to maintain the following details in 'External System maintenance' (**GEDEXMNT**) screen:

Field	Description
<b>External System Code</b>	Source code of external system e.g.: 'OBTF'
<b>External System</b>	External System is 'FCUBS'
<b>Module</b>	OVD
<b>WSDL Link</b>	OBTF WSDL URL to be provided

- You have to maintain the following details in 'External System maintenance' (**GWDEFUN**) screen:

Field	Description
<b>External System</b>	Should be source code of external system e.g.: 'OBTF'
<b>Function</b>	Related service and operation code to be maintained for OBTF

## 1.3 Integration Process

This section contains the following topics:

- [Installation Modes](#)
- [Integration Processing](#)



- Installation Modes
- Integration Processing

### 1.3.1 Installation Modes

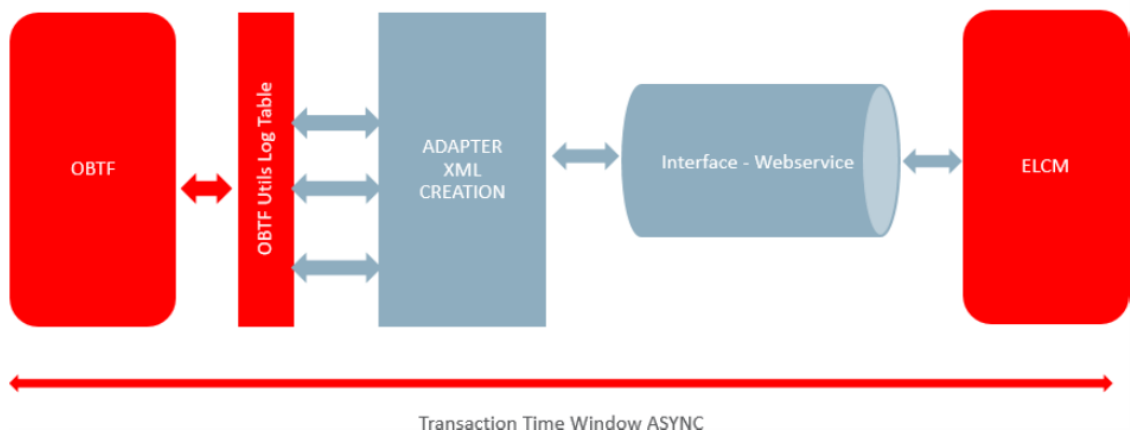
ELCM Request Initiation from OBTF:

During transaction booking at OBTF with limits, OBTF will initiate an utilization request to ELCM and waits for the response to be processed at OBTF synchronously. After a transaction is booked at OBTF for the subsequent set of operations OBTF decides on sending the request synchronously or asynchronously based on the user actions.

OBTF creates the limit request during the transaction and sends it to the external limit system:

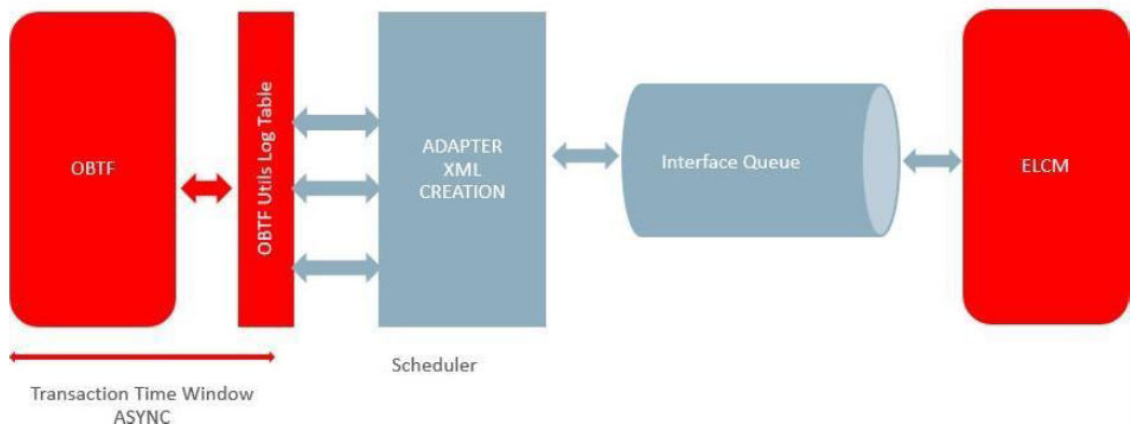
- The response received from the external limit system along with the overrides and errors are displayed to the user during the transaction.
- The user can approve the limits overrides and proceed with the transactions from OBTF.

#### OBTF-Limits-Transaction- SYNC Flow



During EOD, ELCM request will be processed in ASYNC mode using scheduler 'OBTF\_EXT\_ASYNC CALL'

#### OBTF-Limits-Transaction- ASYNC Flow



## 1.3.2 Integration Processing

If OBTF is installed with external limits, then:

- Following limit details are replicated from external system to OBTF:
  - Facility details
  - Liability details
- You can also link global limits as applicable based on the data replicated from external system.
- In case of Batch operation OBTF posts the utilization to external limits as Force Post.
- LC/BC/Guarantee contracts can be replicated to external system from OBTF through 'OBTFLMService'.
  - In ELCM system BC/LC/Guarantee contract can be linked as collateral.
  - OBTF restricts Cancel/Close/Reverse of Bill/LC which is linked as a collateral at the external system.
  - OBTF restricts operations impacting Bill/LC outstanding amount when the outstanding amount goes below the contribution amount.
- OBTF system can release the Earmarking done by an External system through the utilization request sent from OBTF to external limits.
  - Enable the flag "Release ELCM Earmarking" at Trade Finance Bank Preference Maintenance.
  - OBTF system captures the earmarking details from the external system through the service – OBTFIFService and Operation – CreateLmtEARDtls.
  - OBTF posts the utilization request to external limits with Block reference number to release the earmarking.

Along with this user manual, you may also refer the following related resource for detailed Parties Limit flow:

- [Bills and Collections User Guide](#) - Section '**Limit**'
- [Islamic Bills and Collections User Guide](#) - Section '**Limit**'
- [Letters of Credit User Guide](#) - Section '**Parties Limits**'
- [Islamic Letters of Credit User Guide](#) - Section '**Parties Limits**'

# 2

## Annexure

- [List of Integration Features](#)

### 2.1 List of Integration Features

For details on features that are supported and unsupported in OBTF and ELCM, refer the table below

**Table 2-1 List of Integration Features**

S No.	Functional Area/ Entity	Feature	Support in OBTF (No ELCM)	OBTF Remarks	Support with ELCM	ELCM Remarks
1	Global Facility	Facility linkage	No	NA	Yes	NA
2	Global Facility	Liability level balance update	No	NA	Yes	NA

# Glossary

## **CODSORCE**

Upload Source maintenance - [Prerequisites in Enterprise Limits and Collateral Management](#)

## **CODUPLDM**

Upload Source Preference maintenance - [Prerequisites in Enterprise Limits and Collateral Management](#)

## **GEDEXMNT**

External System maintenance - [Prerequisites in Enterprise Limits and Collateral Management](#)

## **GEDPROD**

Product Maintenance - [Prerequisites in Enterprise Limits and Collateral Management](#)

## **GWDEFUN**

External System maintenance - [Prerequisites in Enterprise Limits and Collateral Management](#)

## **IFDINPRM**

Integration Parameter Maintenance - [Prerequisites in Oracle Banking Trade Finance](#)

## **IFDTFXSE**

Trade finance external service maintenance - [Prerequisites in Oracle Banking Trade Finance](#)