

Oracle Banking Trade Finance

Reports DSN Entries Utility



Release 14.7.3.0.0

F94041-01

February 2024



Oracle Banking Trade Finance Reports DSN Entries Utility, Release 14.7.3.0.0

F94041-01

Copyright © 2007, 2024, Oracle and/or its affiliates.

Primary Authors: (primary author), (primary author)

Contributing Authors: (contributing author), (contributing author)

Contributors: (contributor), (contributor)

This software and related documentation are provided under a license agreement containing restrictions on use and disclosure and are protected by intellectual property laws. Except as expressly permitted in your license agreement or allowed by law, you may not use, copy, reproduce, translate, broadcast, modify, license, transmit, distribute, exhibit, perform, publish, or display any part, in any form, or by any means. Reverse engineering, disassembly, or decompilation of this software, unless required by law for interoperability, is prohibited.

The information contained herein is subject to change without notice and is not warranted to be error-free. If you find any errors, please report them to us in writing.

If this is software, software documentation, data (as defined in the Federal Acquisition Regulation), or related documentation that is delivered to the U.S. Government or anyone licensing it on behalf of the U.S. Government, then the following notice is applicable:

U.S. GOVERNMENT END USERS: Oracle programs (including any operating system, integrated software, any programs embedded, installed, or activated on delivered hardware, and modifications of such programs) and Oracle computer documentation or other Oracle data delivered to or accessed by U.S. Government end users are "commercial computer software," "commercial computer software documentation," or "limited rights data" pursuant to the applicable Federal Acquisition Regulation and agency-specific supplemental regulations. As such, the use, reproduction, duplication, release, display, disclosure, modification, preparation of derivative works, and/or adaptation of i) Oracle programs (including any operating system, integrated software, any programs embedded, installed, or activated on delivered hardware, and modifications of such programs), ii) Oracle computer documentation and/or iii) other Oracle data, is subject to the rights and limitations specified in the license contained in the applicable contract. The terms governing the U.S. Government's use of Oracle cloud services are defined by the applicable contract for such services. No other rights are granted to the U.S. Government.

This software or hardware is developed for general use in a variety of information management applications. It is not developed or intended for use in any inherently dangerous applications, including applications that may create a risk of personal injury. If you use this software or hardware in dangerous applications, then you shall be responsible to take all appropriate fail-safe, backup, redundancy, and other measures to ensure its safe use. Oracle Corporation and its affiliates disclaim any liability for any damages caused by use of this software or hardware in dangerous applications.

Oracle®, Java, MySQL, and NetSuite are registered trademarks of Oracle and/or its affiliates. Other names may be trademarks of their respective owners.

Intel and Intel Inside are trademarks or registered trademarks of Intel Corporation. All SPARC trademarks are used under license and are trademarks or registered trademarks of SPARC International, Inc. AMD, Epyc, and the AMD logo are trademarks or registered trademarks of Advanced Micro Devices. UNIX is a registered trademark of The Open Group.

This software or hardware and documentation may provide access to or information about content, products, and services from third parties. Oracle Corporation and its affiliates are not responsible for and expressly disclaim all warranties of any kind with respect to third-party content, products, and services unless otherwise set forth in an applicable agreement between you and Oracle. Oracle Corporation and its affiliates will not be responsible for any loss, costs, or damages incurred due to your access to or use of third-party content, products, or services, except as set forth in an applicable agreement between you and Oracle.

For information about Oracle's commitment to accessibility, visit the Oracle Accessibility Program website at <http://www.oracle.com/pls/topic/lookup?ctx=acc&id=docacc>.

Contents

1 Reports DSN Entries Utility

1.1	Introduction	1-1
1.2	Setting up Reports DSN Entries	1-1

1

Reports DSN Entries Utility

- [Introduction](#)
- [Setting up Reports DSN Entries](#)

In order to setup the reports DSN entries, follow the steps given below.

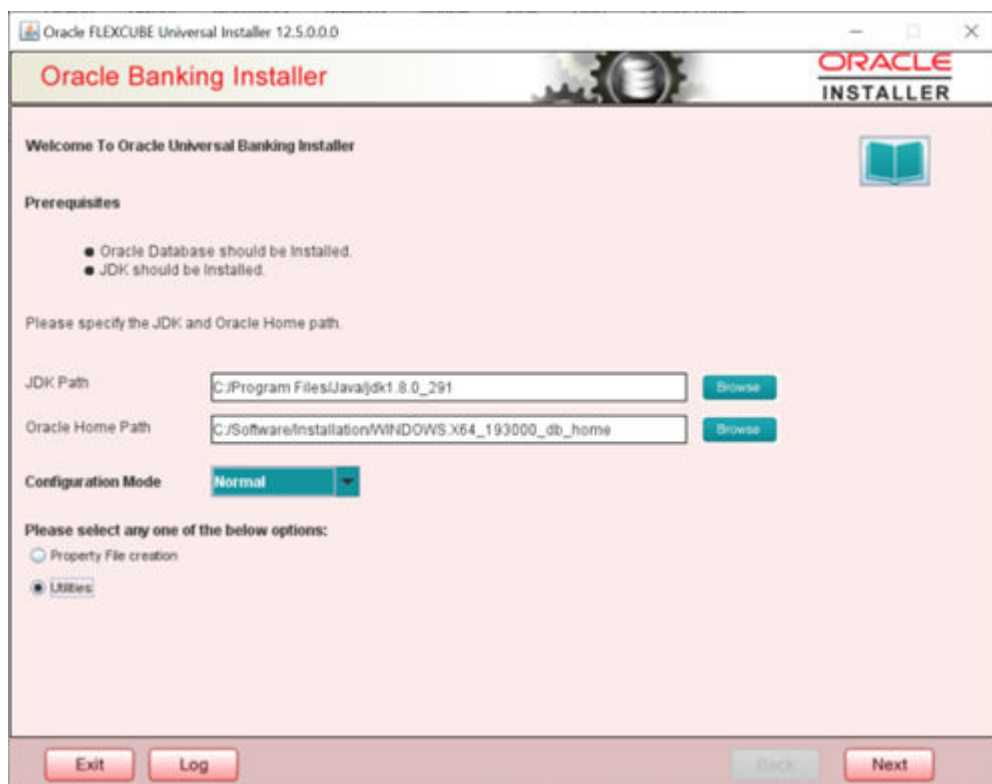
1.1 Introduction

This chapter explains the steps to set up the reports DSN entries using Oracle Banking Trade Finance Installer.

1.2 Setting up Reports DSN Entries

In order to setup the reports DSN entries, follow the steps given below.

1. Start Oracle Banking Trade Finance Installer.

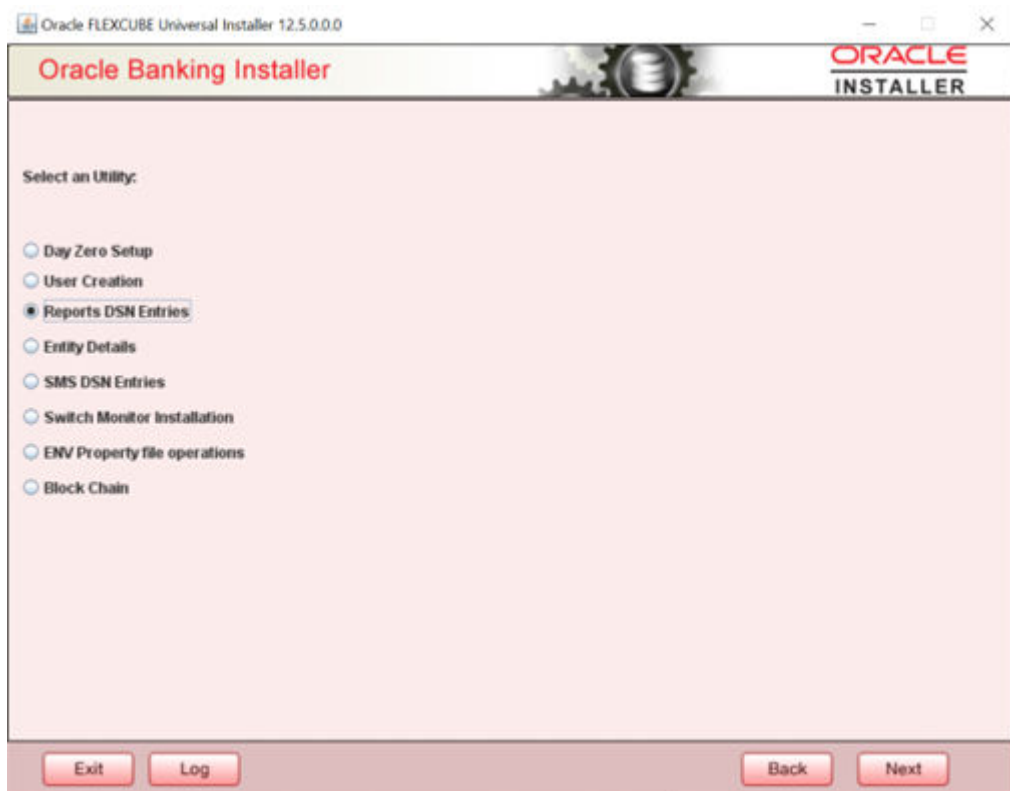


2. Specify the following details:

Table 1-1 Prerequisites

Field	Description
JDK Path	Specify the location of the JDK. You can use the directory button to browse to the JDK location.
Oracle Home	Specify the location of the Oracle Home installation. You can use the directory button to browse to the location.

3. Select Utilities and Click 'Next'. The following screen is displayed.



4. Select **Reports DSN Entries** and click **Next**.
The following screen is displayed.



5. Specify the following schema details:

Table 1-2 Field Description - DSN Entries Schema Details

Field	Description
User Name	Specify the user name to access the schema.
Password	Specify the schema password.
Service Name	Specify the service name of database.
IP Address	Specify the IP address of the system where the database schema is installed.
Port	Specify the port number.
TNS Connect Descriptor	Specify a valid connect string that contains the details for database connectivity.

6. Once you have entered the details, you can test the database schema connection using 'Test Connection' button.

 **Note:**

If the connection is established, the installer displays a message 'Connection Successful'.

 **Note:**

If there is an error in establishing the connection, the system displays the message 'Invalid DB Credentials'.

If the TNS entry is not proper, the installer displays the message 'TNS entries are not proper'.

- After testing the connection successfully, click 'Next'. The following screen is displayed.

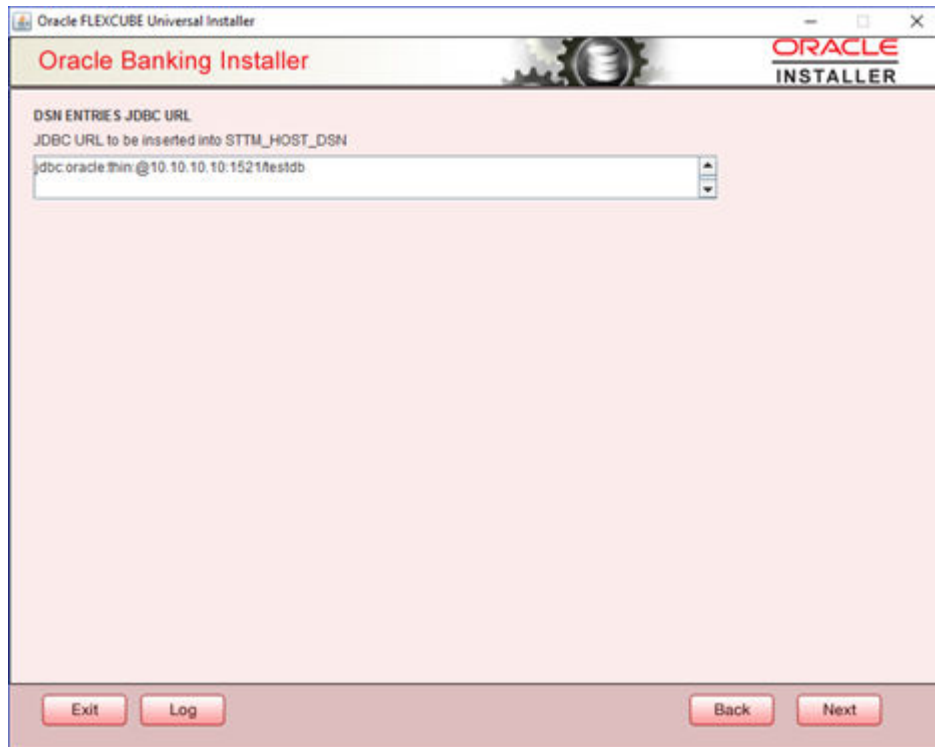


- Specify the following details:

Table 1-3 Field Description - Reports DSN Entries

Field	Description
DSN Name	Specify the DSN name.
Database Type	Specify the database type.
Database Driver	Specify the database driver.
Database Name	Specify the name of the database.
IP Address	Specify the IP address of the system where the database schema is installed.
Port	Specify the port number.
Database User Name	Specify the user name to access the database.
IP Address	Specify the IP address of the system where the database schema is installed.
Database Password	Specify the password to access the database.
Application Server TNS_ADMIN	This new field is for future use.

- Once the details are inserted click 'Next'. The following screen is displayed.



10. Click 'Next' and the following message is displayed:

 **Note:**

For the RAC data source the JDBC URL needs to be manually edited. RAC Database JDBC URL is given below as an example.

```
jdbc:oracle:thin:@(DESCRIPTION=(ADDRESS=(PROTOCOL=TCP)(HOST=10.184.87.199)
(PORT=1521))(ADDRESS=(PROTOCOL=TCP)(HOST=10.184.86.219)(PORT=1522))
(CONNECT_DATA=(SERVICE_NAME=testdb)))
```

