

Oracle Banking Trade Finance Cloud Service

Oracle FLEXCUBE Relationship Pricing Integration



Release 14.8.0.0.0

G30064-01

April 2025

The Oracle logo, consisting of a solid red square with the word "ORACLE" in white, uppercase, sans-serif font centered within it.

ORACLE®

Copyright © 2025, 2025, Oracle and/or its affiliates.

This software and related documentation are provided under a license agreement containing restrictions on use and disclosure and are protected by intellectual property laws. Except as expressly permitted in your license agreement or allowed by law, you may not use, copy, reproduce, translate, broadcast, modify, license, transmit, distribute, exhibit, perform, publish, or display any part, in any form, or by any means. Reverse engineering, disassembly, or decompilation of this software, unless required by law for interoperability, is prohibited.

The information contained herein is subject to change without notice and is not warranted to be error-free. If you find any errors, please report them to us in writing.

If this is software, software documentation, data (as defined in the Federal Acquisition Regulation), or related documentation that is delivered to the U.S. Government or anyone licensing it on behalf of the U.S. Government, then the following notice is applicable:

U.S. GOVERNMENT END USERS: Oracle programs (including any operating system, integrated software, any programs embedded, installed, or activated on delivered hardware, and modifications of such programs) and Oracle computer documentation or other Oracle data delivered to or accessed by U.S. Government end users are "commercial computer software," "commercial computer software documentation," or "limited rights data" pursuant to the applicable Federal Acquisition Regulation and agency-specific supplemental regulations. As such, the use, reproduction, duplication, release, display, disclosure, modification, preparation of derivative works, and/or adaptation of i) Oracle programs (including any operating system, integrated software, any programs embedded, installed, or activated on delivered hardware, and modifications of such programs), ii) Oracle computer documentation and/or iii) other Oracle data, is subject to the rights and limitations specified in the license contained in the applicable contract. The terms governing the U.S. Government's use of Oracle cloud services are defined by the applicable contract for such services. No other rights are granted to the U.S. Government.

This software or hardware is developed for general use in a variety of information management applications. It is not developed or intended for use in any inherently dangerous applications, including applications that may create a risk of personal injury. If you use this software or hardware in dangerous applications, then you shall be responsible to take all appropriate fail-safe, backup, redundancy, and other measures to ensure its safe use. Oracle Corporation and its affiliates disclaim any liability for any damages caused by use of this software or hardware in dangerous applications.

Oracle®, Java, MySQL, and NetSuite are registered trademarks of Oracle and/or its affiliates. Other names may be trademarks of their respective owners.

Intel and Intel Inside are trademarks or registered trademarks of Intel Corporation. All SPARC trademarks are used under license and are trademarks or registered trademarks of SPARC International, Inc. AMD, Epyc, and the AMD logo are trademarks or registered trademarks of Advanced Micro Devices. UNIX is a registered trademark of The Open Group.

This software or hardware and documentation may provide access to or information about content, products, and services from third parties. Oracle Corporation and its affiliates are not responsible for and expressly disclaim all warranties of any kind with respect to third-party content, products, and services unless otherwise set forth in an applicable agreement between you and Oracle. Oracle Corporation and its affiliates will not be responsible for any loss, costs, or damages incurred due to your access to or use of third-party content, products, or services, except as set forth in an applicable agreement between you and Oracle.

Contents

Preface

Purpose	iv
Audience	iv
Documentation Accessibility	iv
Diversity and Inclusion	v
Organization	v
Conventions	v
Related Information Sources	v
Screenshot Disclaimer	vi
Acronyms and Abbreviations	vi
Symbols and Icons	vi

1 OBTFCS – FCUBS RP Integration

1.1	Scope	1-1
1.1.1	Integration Scope in Oracle Banking Trade Finance Cloud Service	1-1
1.1.2	Integration Scope in Oracle FLEXCUBE Universal Banking	1-1
1.2	Prerequisites in Oracle Banking Trade Finance Cloud Service	1-1
1.2.1	Maintenances	1-2
1.2.1.1	Maintaining Pricing Parameter	1-2
1.2.1.2	Maintaining Interface Parameters	1-2
1.2.1.3	Maintaining External Data Elements and Price Components	1-2
1.3	Prerequisites in Oracle FLEXCUBE Universal Banking	1-3
1.4	Integration Architecture	1-4
1.5	Integration Process	1-4
1.5.1	OBTFCS-FCUBS Integration pricing components	1-5
1.5.2	OBTFCS-FCUBS integration for Charges	1-5
1.5.3	OBTFCS-FCUBS integration for Commission	1-5
1.5.4	OBTFCS-FCUBS integration for Interest	1-5
1.5.5	OBTFCS-FCUBS integration for Exchange Rate	1-6
1.6	Assumptions	1-6

Preface

- Purpose
- Audience
- Documentation Accessibility
- Diversity and Inclusion
- Organization
- Conventions
- Related Information Sources
- Screenshot Disclaimer
- Acronyms and Abbreviations
- Symbols and Icons

Purpose

This document helps you acquaint with the information on inter-connecting Oracle Banking Trade Finance Cloud Service (OBTFCS) with Oracle FLEXCUBE Universal Banking System (FCUBS).

Besides this user manual, while maintaining the interface related details, you can invoke the context sensitive help available for each field in OBTFCS. This help describes the purpose of each field within a screen. You can obtain this information by placing the cursor on the relevant field and striking the <F1> key on the keyboard.

Audience

This manual is intended for the following User/User Roles:

Role	Function
Back office data entry Clerks	Input functions for maintenance related to the interface
End of day operators	Processing during end of day
Implementation Teams	For setting up integration

Documentation Accessibility

For information about Oracle's commitment to accessibility, visit the Oracle Accessibility Program website at <http://www.oracle.com/pls/topic/lookup?ctx=acc&id=docacc>.

Access to Oracle Support

Oracle customer access to and use of Oracle support services will be pursuant to the terms and conditions specified in their Oracle order for the applicable services.

Diversity and Inclusion

Oracle is fully committed to diversity and inclusion. Oracle respects and values having a diverse workforce that increases thought leadership and innovation. As part of our initiative to build a more inclusive culture that positively impacts our employees, customers, and partners, we are working to remove insensitive terms from our products and documentation. We are also mindful of the necessity to maintain compatibility with our customers' existing technologies and the need to ensure continuity of service as Oracle's offerings and industry standards evolve. Because of these technical constraints, our effort to remove insensitive terms is ongoing and will take time and external cooperation.

Organization

This manual is organized as follows:

Table 1 Topics

Topics	Description
Introduction	This topic information on the intended audience. It lists the various chapters covered in this User Manual.
OBTF – FCUBS RP Integration	This topic explains the integration between Oracle Banking Trade Finance and Oracle FLEXCUBE Universal Banking System for Relationship Pricing.

Conventions

The following text conventions are used in this document:

Convention	Meaning
boldface	Boldface type indicates graphical user interface elements associated with an action, or terms defined in text.
<i>italic</i>	Italic type indicates book titles, emphasis, or placeholder variables for which you supply particular values.
monospace	Monospace type indicates commands within a paragraph, URLs, code in examples, text that appears on the screen, or text that you enter.

Related Information Sources

Along with this user manual you may also refer the following related resource:

- Letters of Credit User Guide
- Bills and Collections User Guide
- Charges and Fees User Guide
- Commission User Guide

- Interest User Guide

Screenshot Disclaimer

Personal information used in the interface or documents is dummy and does not exist in the real world. It is only for reference purposes.

Acronyms and Abbreviations

This User Manual may refer to all or some of the following terms:

Abbreviations	Description
ASYNC	Asynchronous
FCUBS	Oracle FLEXCUBE Universal Banking
OBTF	Oracle Banking Trade Finance
OBTFCS	Oracle Banking Trade Finance Cloud Service
RP	Relationship Pricing
SYNC	Synchronous
System	Unless and otherwise specified, it always refers to Oracle Banking Trade Finance system
XML	Extensible Mark-up Language
XSL	Extensible Stylesheet Language

Symbols and Icons

The list of symbols and icons available on the screens are as follows:

Table 2 Symbols and Icons - Common






















Symbol/Icon	Function
	Minimize
	Maximize
	Close
	Perform Search
	Open a list
	Date Range
	Add a new record

Table 2 (Cont.) Symbols and Icons - Common

Symbol/Icon	Function
	Navigate to the first record
	Navigate to the last record
	Navigate to the previous record
	Navigate to the next record
	Grid view
	List view
	Refresh
	Click this icon to add a new row.
	Click this icon to delete a row, which is already added.
	Calendar
	Alerts
	Unlock Option
	View Option
	Reopen Option

1

OBTFCS – FCUBS RP Integration

The integration between Oracle Banking Trade Finance Cloud Service (OBTFCS) and Oracle FLEXCUBE Universal Banking (FCUBS) enables you to get Relationship pricing rate for Charges / Commission / Interest / Exchange rate from FCUBS to OBTFCS.

The transfer of data from FCUBS to OBTFCS is performed by a synchronous call to FCUBS GW service which is invoked by OBTFCS Adapter.

This chapter contains the following sections:

- [Scope](#)
- [Prerequisites in Oracle Banking Trade Finance Cloud Service](#)
- [Prerequisites in Oracle FLEXCUBE Universal Banking](#)
- [Integration Architecture](#)
- [Integration Process](#)
- [Assumptions](#)

1.1 Scope

This section describes the scope of the integration with respect to each system namely OBTFCS and FCUBS.

This topic contains the following sub-topics:

- [Integration Scope in Oracle Banking Trade Finance Cloud Service](#)
- [Integration Scope in Oracle FLEXCUBE Universal Banking](#)

1.1.1 Integration Scope in Oracle Banking Trade Finance Cloud Service

For RP integration, following data are provided to FCUBS from OBTFCS:

- Price Components for which special rate/amount is to be received.
- External data elements mapped to the pricing components

During the integration process, OBTFCS will pass data to FCUBS such as EDE codes, External Price components, Customer number, Product code and so on.

1.1.2 Integration Scope in Oracle FLEXCUBE Universal Banking

Refer FCUBS “Relationship Pricing User Guide” for details on integration scope in FCUBS.

1.2 Prerequisites in Oracle Banking Trade Finance Cloud Service

This topic contains the following sub-topic:

- [Maintenances](#)

1.2.1 Maintenances

Complete the maintenances as discussed below.

- [Maintaining Pricing Parameter](#)
- [Maintaining Interface Parameters](#)
- [Maintaining External Data Elements and Price Components](#)

1.2.1.1 Maintaining Pricing Parameter

Pricing Integration parameter should be enabled in OBTF to integrate with External Pricing system.

Table Name	PARAM_NAME	PARAM_VAL
CSTB_PARAM	PRICING_INTEGRATION	Y

1.2.1.2 Maintaining Interface Parameters

Following needs to be considered for maintaining the interface parameters:

- You need to maintain external pricing parameters for the interface code “EXT_RP” in Trade Finance Interface Parameterization (IFDTFPRM) screen.
- You have to maintain OBRH_URL param in CSTB_PARAM for EXT_CALL_TYPE OBRH. WS Endpoint URL / REST service details should not be maintained for EXT_CALL_TYPE OBRH.

Column Name	Description
DEBUG_PATH	OBTF External Pricing adapter logs debug path
EXT_CALL_TYPE	WS - Webservice integration OBRH – OBRH integration
EXT_WSDL	WSDL for RP integration OBRH Url for OBRH Integration
REQUEST_XSL	Template for building WS request
RESPONSE_XSL	Template for extracting pricing details from response
ENTITY	Target Entity Id to process RP request
HEADER_PROFILE_ID	Header Profile for the OBRH. Header profile can be maintained in the screen (MSDHPROF - HTTP Header Parameters)

1.2.1.3 Maintaining External Data Elements and Price Components

External Data Elements (EDE) can be maintained in ‘Trade Finance EDE Maintenance’ (TFDEDEMT) screen.

Field	Description
Module	LOV with OBTF modules namely LC/LI/BC/IB
EDE Code	External Data Element Code to be provided
EDE Description	External Data Element description to be provided

Field	Description
EDE Data Type	Drop down with below data types will be provided <ul style="list-style-type: none"> Numeric String Date
EDE SQL Expression	Expression to derive value for EDE to be provided

To create the EDE's in FCUBS, following data need to be passed to FCUBS –

1. Module
2. EDE Code
3. EDE Description
4. EDE Data Type

The scheduler job TF_EDE_MAINT will pick up this data from TFDEDEMT screen and will invoke create EDE operation of FCUBS to create the EDE in FCUBS.

External Pricing Components can be maintained in 'Trade Finance External Component Maintenance' (TFDEXTCO) screen.

Field	Description
Module	LOV with OBTF modules namely LC/LI/BC/IB
Product	LOV with OBTF product codes for the module selected
Price Code	LOV with pricing components mapped to the product
Price Component Description	Pricing Component description will be defaulted based on the component selected
Price Component Types	Pricing Component type will be defaulted based on the component selected. Below are various types : <ul style="list-style-type: none"> Charges Commission Interest Exchange Rate
EDE Code	LOV with EDEs defined for the module will be provided. User can select the appropriate EDE code

To create the price components in FCUBS, following data need to be passed to FCUBS –

1. Module
2. Product
3. Price Code
4. Price component Description
5. Price Component Types

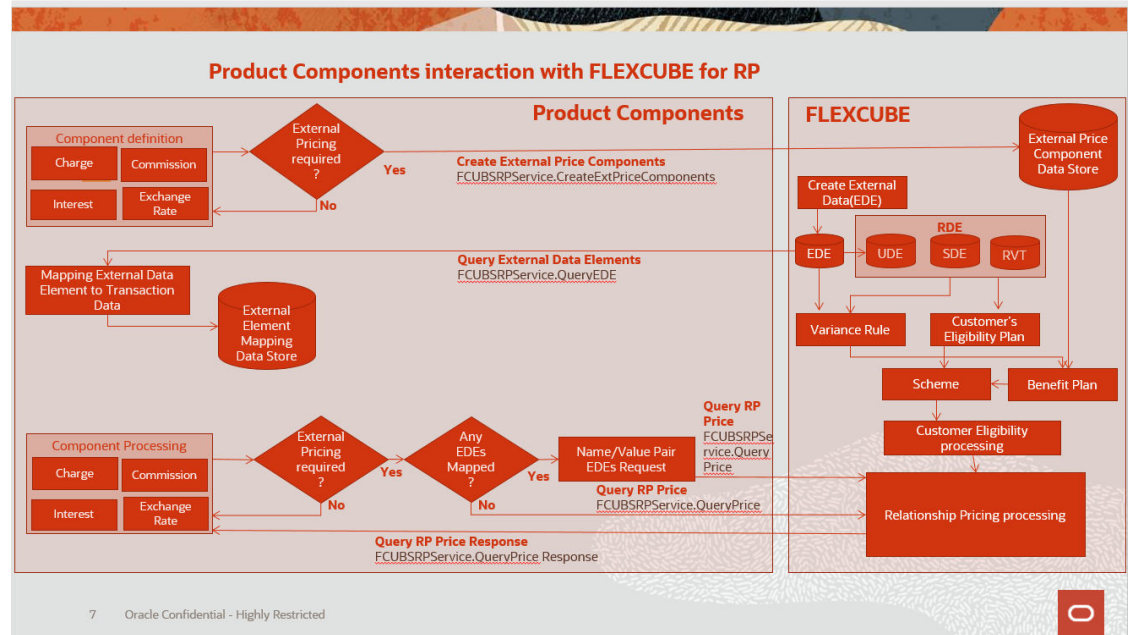
The scheduler job TF_EXTPC_MAINT will pick up this data from TFDEXTCO screen and will invoke create price component operation of FCUBS to create the price component in FCUBS.

1.3 Prerequisites in Oracle FLEXCUBE Universal Banking

Refer FCUBS "Common Core - Gateway User Guide" and FCUBS "Relationship Pricing User Guide" for details on prerequisites in FCUBS.

1.4 Integration Architecture

The following diagram provides information on the integration architecture followed in OBTF-FCUBS RP integration.



1.5 Integration Process

- OBTFCS integrates with FCUBS to get relationship pricing for pricing components namely Charges, Commission, Interest and Exchange Rate

Pricing Components	Rate Type
Charges	Rate / Amount
Commission	Rate
Interest	Rate
Exchange Rate	Rate

- System will verify if Customer is RP enabled and components of the transaction are defined as pricing components in External component maintenance (TFDEXTCO). EDE values will be derived as applicable. Synchronous call will be made to OBTFCS Adapter on subsystem pickup and save.
- OBTFCS Adapter will build pricing request and invoke FCUBS Web service. FCUBS WS response will be consumed by OBTFCS adapter and RP rates / amount will be extracted from the response
- RP rates / amount will be displayed in related subsystems namely Charges, Commission, Interest and Exchange Rate in Loan preference. User can modify the rates / amount and modified pricing will be considered for processing on save
- Components which are not applicable for external pricing will be processed with the rates / amount defined in OBTFCS

Integration Log

You can have integration logs generated which will capture the OBTFCS Adapter flow during RP integration. The log path can be configured in IFDTFPRM screen.

Error in the integration process is also captured and stored in integration log table 'IFTB_TF_EXT_PRICING_LOG'.

- [OBTFCS-FCUBS Integration pricing components](#)
- [OBTFCS-FCUBS integration for Charges](#)
- [OBTFCS-FCUBS integration for Commission](#)
- [OBTFCS-FCUBS integration for Interest](#)
- [OBTFCS-FCUBS integration for Exchange Rate](#)

1.5.1 OBTFCS-FCUBS Integration pricing components

Integration between OBTFCS and FCUBS allows you to transfer rate/amount for Charges, Commission, Interest and Exchange rate.

1.5.2 OBTFCS-FCUBS integration for Charges

Below are the types of rate/amount that can be sent by FCUBS:

Type	Processing
Fixed Rate	RP rate will be considered to compute Charge amount.
Fixed Amount	RP amount will be considered as Charge amount.
Variance Amount	RP amount will be added to internal Charge amount derived.
Percentage	RP value will be considered as percentage. Charge will be computed based on the percentage of internal charge amount
Waive	Charge will be waived

Rate / Amount will be displayed in Charges subsystem. Type to be verified in FCUBS.

1.5.3 OBTFCS-FCUBS integration for Commission

Below are the types of rate that can be sent by FCUBS:

Type	Processing
Fixed Rate	RP rate will be considered to compute Commission amount
Variance Rate	RP rate will be added to internal commission rate in OBTFCS. Commission will be computed based on derived rate.
Percentage	RP value will be considered as percentage. System will derive final rate as percentage of internal Commission rate. Commission will be computed based on derived Commission rate.

Rate will be displayed in Commission subsystem. Type to be verified in FCUBS.

1.5.4 OBTFCS-FCUBS integration for Interest

- Below are the types of rate that can be sent by FCUBS :

Type	Processing
Fixed Rate	RP rate will be considered to compute Interest amount
Variance Rate	RP rate will be added to internal rate in OBTFCS. Interest will be computed based on derived rate.
Percentage	RP value will be considered as percentage. System will derive final rate as percentage of internal Interest rate. Interest will be computed based on derived Interest rate.

Rate will be displayed in Interest subsystem. Type to be verified in FCUBS.

1.5.5 OBTFCS-FCUBS integration for Exchange Rate

RP Exchange rate is used for calculating loan amount. Same can be viewed / modified in Loan Preference subsystem.

1.6 Assumptions

Ensure that the variance rules mapped to the pricing component in benefit plan screen in FCUBS (Refer Relationship Pricing User Guide), defines the rules using the same EDE's that are mapped to pricing components in TFDEXTCO screen in OBTFCS. If the EDE's mapped in TFDEXTCO are not used to define the rules in FCUBS, the RP processing will fail.