

# Oracle Banking Trade Finance Cloud Service

## Oracle FLEXCUBE Universal Integration User Guide - Accounting



14.8.0.0.0

G30062-01

April 2025

The Oracle logo, consisting of a solid red square with the word "ORACLE" in white, uppercase, sans-serif font centered within it.

ORACLE®

G30062-01

Copyright © 2025, 2025, Oracle and/or its affiliates.

This software and related documentation are provided under a license agreement containing restrictions on use and disclosure and are protected by intellectual property laws. Except as expressly permitted in your license agreement or allowed by law, you may not use, copy, reproduce, translate, broadcast, modify, license, transmit, distribute, exhibit, perform, publish, or display any part, in any form, or by any means. Reverse engineering, disassembly, or decompilation of this software, unless required by law for interoperability, is prohibited.

The information contained herein is subject to change without notice and is not warranted to be error-free. If you find any errors, please report them to us in writing.

If this is software, software documentation, data (as defined in the Federal Acquisition Regulation), or related documentation that is delivered to the U.S. Government or anyone licensing it on behalf of the U.S. Government, then the following notice is applicable:

U.S. GOVERNMENT END USERS: Oracle programs (including any operating system, integrated software, any programs embedded, installed, or activated on delivered hardware, and modifications of such programs) and Oracle computer documentation or other Oracle data delivered to or accessed by U.S. Government end users are "commercial computer software," "commercial computer software documentation," or "limited rights data" pursuant to the applicable Federal Acquisition Regulation and agency-specific supplemental regulations. As such, the use, reproduction, duplication, release, display, disclosure, modification, preparation of derivative works, and/or adaptation of i) Oracle programs (including any operating system, integrated software, any programs embedded, installed, or activated on delivered hardware, and modifications of such programs), ii) Oracle computer documentation and/or iii) other Oracle data, is subject to the rights and limitations specified in the license contained in the applicable contract. The terms governing the U.S. Government's use of Oracle cloud services are defined by the applicable contract for such services. No other rights are granted to the U.S. Government.

This software or hardware is developed for general use in a variety of information management applications. It is not developed or intended for use in any inherently dangerous applications, including applications that may create a risk of personal injury. If you use this software or hardware in dangerous applications, then you shall be responsible to take all appropriate fail-safe, backup, redundancy, and other measures to ensure its safe use. Oracle Corporation and its affiliates disclaim any liability for any damages caused by use of this software or hardware in dangerous applications.

Oracle®, Java, MySQL, and NetSuite are registered trademarks of Oracle and/or its affiliates. Other names may be trademarks of their respective owners.

Intel and Intel Inside are trademarks or registered trademarks of Intel Corporation. All SPARC trademarks are used under license and are trademarks or registered trademarks of SPARC International, Inc. AMD, Epyc, and the AMD logo are trademarks or registered trademarks of Advanced Micro Devices. UNIX is a registered trademark of The Open Group.

This software or hardware and documentation may provide access to or information about content, products, and services from third parties. Oracle Corporation and its affiliates are not responsible for and expressly disclaim all warranties of any kind with respect to third-party content, products, and services unless otherwise set forth in an applicable agreement between you and Oracle. Oracle Corporation and its affiliates will not be responsible for any loss, costs, or damages incurred due to your access to or use of third-party content, products, or services, except as set forth in an applicable agreement between you and Oracle.

# Contents

## Preface

---

Purpose	iv
Audience	iv
Documentation Accessibility	iv
Diversity and Inclusion	v
Organization	v
Conventions	v
Related Information Sources	v
Screenshot Disclaimer	vi
Acronyms and Abbreviations	vi
Symbols and Icons	vi

## 1 OBTF - FCUBS Integration - Accounting

---

1.1	Scope Coverage	1-1
1.1.1	Integration Scope	1-1
1.2	Prerequisites	1-1
1.2.1	Prerequisites in Oracle Banking Trade Finance Cloud Service	1-1
1.2.2	Prerequisites in Oracle FLEXCUBE Universal Banking	1-2
1.3	Integration Process	1-3

## Index

---

# Preface

- [Purpose](#)
- [Audience](#)
- [Documentation Accessibility](#)
- [Diversity and Inclusion](#)
- [Organization](#)
- [Conventions](#)
- [Related Information Sources](#)
- [Screenshot Disclaimer](#)
- [Acronyms and Abbreviations](#)
- [Symbols and Icons](#)

## Purpose

This document helps you acquaint with the information on inter-connecting Oracle Banking Trade Finance Cloud Service (OBTFCS) with Oracle FLEXCUBE Universal Banking (FCUBS).

Besides this user manual, while maintaining the interface related details, you can invoke the context sensitive help available for each field in OBTFCS. This help describes the purpose of each field within a screen. You can obtain this information by placing the cursor on the relevant field and striking the <F1> key on the keyboard.

## Audience

This manual is intended for the following User/User Roles:

Role	Function
Back office data entry Clerks	Input functions for maintenance related to the interface
End of day operators	Processing during end of day
Implementation Teams	For setting up integration

## Documentation Accessibility

For information about Oracle's commitment to accessibility, visit the Oracle Accessibility Program website at <http://www.oracle.com/pls/topic/lookup?ctx=acc&id=docacc>.

## Access to Oracle Support

Oracle customer access to and use of Oracle support services will be pursuant to the terms and conditions specified in their Oracle order for the applicable services.

## Diversity and Inclusion

Oracle is fully committed to diversity and inclusion. Oracle respects and values having a diverse workforce that increases thought leadership and innovation. As part of our initiative to build a more inclusive culture that positively impacts our employees, customers, and partners, we are working to remove insensitive terms from our products and documentation. We are also mindful of the necessity to maintain compatibility with our customers' existing technologies and the need to ensure continuity of service as Oracle's offerings and industry standards evolve. Because of these technical constraints, our effort to remove insensitive terms is ongoing and will take time and external cooperation.

## Organization

This manual is organized as follows:

**Table 1 Topics**

Topics	Description
<b>Preface</b>	This topic provides information on the intended audience. It also lists the various chapters covered in this User Manual.
<b>OBTFCS - FCUBS Integration - Accounting</b>	This topic explains the integration between Oracle Banking Trade Finance Cloud Service and Oracle FLEXCUBE Universal Banking System.
<b>Function ID Glossary</b>	This topic explains the alphabetical listing of Function/ Screen ID's used in the module with page references for quick navigation.

## Conventions

The following text conventions are used in this document:

Convention	Meaning
<b>boldface</b>	Boldface type indicates graphical user interface elements associated with an action, or terms defined in text.
<i>italic</i>	Italic type indicates book titles, emphasis, or placeholder variables for which you supply particular values.
monospace	Monospace type indicates commands within a paragraph, URLs, code in examples, text that appears on the screen, or text that you enter.

## Related Information Sources

Along with this user manual you may also refer the following related resource:

- Oracle Banking Trade Finance Installation Manual
- Common Core - Core Entities and Services User Guide
- Core Services User Guide

## Screenshot Disclaimer

Personal information used in the interface or documents is dummy and does not exist in the real world. It is only for reference purposes.

## Acronyms and Abbreviations

This User Manual may refer to all or some of the following terms:

Abbreviations	Description
ASYNC	Asynchronous
EA	External Accounting
EAC	External Account Check
ECA	External Credit Approval
FCUBS	Oracle FLEXCUBE Universal Banking
OBTF	Oracle Banking Trade Finance
OBTFCS	Oracle Banking Trade Finance Cloud Service
SOAP	Simple Object Access Protocol
SYNC	Synchronous
URL	Uniform Resource Locator
WS	Web Service
WSDL	Web Service Description Language
XML	Extensible Mark-up Language

## Symbols and Icons

The list of symbols and icons available on the screens are as follows:

**Table 2 Symbols and Icons - Common**






















Symbol/Icon	Function
	Minimize
	Maximize
	Close
	Perform Search
	Open a list
	Date Range

Table 2 (Cont.) Symbols and Icons - Common

Symbol/Icon	Function
	Add a new record
	Navigate to the first record
	Navigate to the last record
	Navigate to the previous record
	Navigate to the next record
	Grid view
	List view
	Refresh
	Click this icon to add a new row.
	Click this icon to delete a row, which is already added.
	Calendar
	Alerts
	Unlock Option
	View Option
	Reopen Option

# 1

## OBTF - FCUBS Integration - Accounting

The integration between the Oracle Banking Trade Finance Cloud Service (OBTFCS) and Oracle FLEXCUBE Universal Banking enables processing External Account Check, External Credit Approval and External Accounting entries in Oracle Banking Trade Finance Cloud Service through external product processors.

This topic contains the following sub-topics:

- [Scope Coverage](#)
- [Prerequisites](#)
- [Integration Process](#)

### 1.1 Scope Coverage

This topic contains following sub-topic:

- [Integration Scope](#)

#### 1.1.1 Integration Scope

This section describes the scope of the integration with respect to OBTFCS and External Account Check, External Credit Approval and External Accounting System. Oracle Banking Trade Finance Cloud Service allows processing external accounting entries to OBTFCS. The system updates the customer account and ledger balances for the external product transactions.

### 1.2 Prerequisites

This topic contains following sub-topics:

- [Prerequisites in Oracle Banking Trade Finance Cloud Service](#)
- [Prerequisites in Oracle FLEXCUBE Universal Banking](#)

#### 1.2.1 Prerequisites in Oracle Banking Trade Finance Cloud Service

The prerequisites in OBTFCS for this integration are as follows:

- You have to maintain OBRH\_URL param in CSTB\_PARAM for communication type / Channel OBRH.
- You have to maintain the following details in 'Trade Finance External Service Maintenance' (IFDTFXSE) screen:

Field	Description
<b>External System</b>	Source code of external system e.g.: 'FCUBS'
<b>External User</b>	User to be provided, this user should be present in OBTFCS and FCUBS



Field	Description
<b>Type</b>	Request Type should be selected. SOAPRequest – For External System type 'Default' REST Request - For External System type 'OBRH'
<b>Service Name</b>	FCUBSAccService FCUBSCAService FCUBSIFService
<b>WS Endpoint URL</b>	FCUBS WSDL URL to be provided for respective services
<b>External System Type</b>	External System type should be selected. Default – Direct integration with FCUBS OBRH – Integration of DDA system via OBRH
<b>Header Profile</b>	Header Profile for the OBRH should be selected. Header profile can be maintained in the screen (MSDHPROF - HTTP Header Parameters)

- You have to maintain the following details in 'Integration Parameter Maintenance' (IFDINPRM) screen:

Field	Description
<b>Branch Code</b>	Branch Code to be provided, branch should be present in OBTFCS and FCUBS
<b>External System</b>	Source code of external system e.g.: 'FCUBS'
<b>External User</b>	User to be provided, this user should be present in OBTFCS and FCUBS
<b>Entity ID</b>	Entity ID to be provided, this external id should be present in external system
<b>External Branch Code</b>	Branch code to be provided, this branch code should be present in external system.
<b>Service Name</b>	FCUBSIFService ExtLovService
<b>Communication Channel</b>	Select the communication Channel for integration. REST – Default Communication channel for ExternalLovService WEBSERVICE – Default Communication channel for FCUBSIFService OBRH – Communication channel for all services when integrated via OBRH
<b>Communication Mode</b>	SYNCHRONOUS
<b>Communication Layer</b>	Application
<b>WS Endpoint URL</b>	WS Endpoint URL should be provided for communication channel WEBSERVICE
<b>Rest Service IP, Rest Service Port, Rest Service Pattern &amp; Rest Service Context</b>	REST service details should be provided for communication channel REST
<b>Header Profile</b>	Header Profile for the OBRH should be selected. Header profile can be maintained in the screen (MSDHPROF - HTTP Header Parameters)

## 1.2.2 Prerequisites in Oracle FLEXCUBE Universal Banking

The prerequisites in Oracle FLEXCUBE Universal Banking for this integration are as follows

- You have to maintain the following details in 'Upload Source maintenance' (CODSORCE) screen:

Field	Description
Source Code	Source code of external system e.g.: 'OBTFCS'

- You have to maintain the following details in 'Upload Source Preference maintenance' (CODUPLDM) screen:

Field	Description
Source Code	Source code of external system e.g.: 'OBTFCS'
Module Code	ST; CA; IF
On Error	Reject
On Override	Ignore
Status	Authorized

- You have to maintain the following details in 'External System maintenance' (GWDEFUN) screen:

Field	Description
External System	Source code of external system e.g.: 'OBTFCS'
Function	EAC – STGEACVL ECA – CAGECABL EA – IFGEXACC
Service Name	EAC – FCUBSAccService ECA – FCUBSCAService EA – FCUBSIFService
Operation Code	EAC – CreateEACAccVal ECA – CreateEcablk CloseEcablk EA – CreateExtAccEcaEntries

## 1.3 Integration Process

The following are the integration processing of OBTFCS with FCUBS for accounting.

### EAC Interface

During the save of an OBTFCS transaction, OBTFCS initiates an External Account Check request to DDA (FCUBS) using the DDA EAC web service and waits for the response from DDA system. Upon receiving the success or failure response from DDA system OBTFCS decides on transaction completion. OBTFCS communicates synchronously with DDA system hence it helps in OBTFCS for further transaction processing.

#### Note:

Refer the "Oracle FLEXCUBE UBS - External Accounting Interface" - section 2.3.1 "Account Service Validations" to understand more on how the request is handled at DDA system for various request tags like CUSTACBRN, CCY, CUST\_AC\_NO and DCINDICATOR.

## **ECA Interface**

As a continuation of OBTFCS EAC transaction (on save), OBTFCS decides on initiating the ECA call to DDA system based on the “External Credit Approval Required flag” maintained in “External Customer Account Input” screen. If the flag is chosen OBTFCS calls the ECA web service of DDA system. In the framed request accounts involved in transaction, account branch, account currency, partial block required for account, partial release block required for account and ECA requested block amount should be available for the DDA system to complete an ECA request from OBTFCS.

OBTFCS places the request into the queue and saves the transaction. Now a scheduler “TF\_ECA\_CALL” picks record from the queue and posts to DDA system for processing. So for ECA OBTFCS communicates asynchronously with DDA system. Once the DDA system responds with success or failure OBTFCS updates the external system (DDA) processing status of ECA. Upon ECA successful response from DDA system, OBTFCS initiates EA asynchronously.

- In case of success response from DDA, OBTFCS decides to trigger EA actual accounting handoff for the transaction at DDA
- In case of failure response from ECA, OBTFCS transaction will not be allowed for further actions like authorization.
  1. User can manually reinitiate the request using “IFSTFERQ – Trade Finance Core Entity Error Queue” after making the modifications in DDA / OBTFCS. The modifications mentioned can be a technical glitch or the functional case like insufficient funds at customer account.
  2. User also has the provision to view the error codes and messages retrieved from DDA system for the corresponding message id and service code in IFSTFERQ screen. Based on it necessary actions can be taken by user.

 **Note:**

Refer the “Oracle FLEXCUBE UBS - External Accounting Interface” - section 2.3.3 “Handling External Credit Approval (ECA) Requests” to understand more on how the request is handled at DDA system for various request tags like CUSTACNO, CUSTACBRN, CUSTACCCY, PARTIALBLKREQD, PARTIALRELEASEALLOWED and UPDASERRIFANYFAIL.

## **EA Interface**

After saving a transaction at OBTFCS it is time for accounting hand off to DDA system for further processing. OBTFCS initiates EA to DDA system after save of a transaction asynchronously.

- If accounts involved does not require the external customer credit approval EA will be initiated to DDA after save (Auto Authorisation user) and on Authorisation (Non-auto authorization user)
- If the Accounts having external customer credit approval OBTFCS will initiate EA only upon the successful ECA response from DDA (Auto/Non-Auto Authorization user) post that only authorization is allowed for the transaction either automatically(Auto Authorisation user) or manually (Non-Auto authorization user).
- Failure EA requests can be resend using the same “TFSEACBR – External Accounting Entry Browser” and error messages can also be viewed using the screen.

 **Note:**

Refer the “Oracle FLEXCUBE UBS - External Accounting Interface” - section 2.3.4 “Triggering Accounting Entries to FCUBS” to understand more on how the request is handled at DDA system for various request tags like EVNTRNO, UNIQUEEXTREFNO, EVENT, TRNREFNO, REFERRALALLOWED, DRCRIND, RELATEDCUSTOMER, TRNREFNO, EVENT, EVENTSRNO, VALUEDT, MODULE, AMTTAG, ACCCY, ACBRANCH, ACNO, LCYAMT, TRNCODE and SOURCE\_CODE.

# Index

## C

---

CODSORCE, [1-2](#)  
CODUPLDM, [1-2](#)

## G

---

GWDEFUN, [1-2](#)

## I

---

IFDINPRM, [1-1](#)  
IFDTFXSE, [1-1](#)