

Oracle Banking Trade Finance Cloud Service

Enterprise Limits and Collateral Management Integration



Release 14.8.0.0.0

G30059-01

June 2024

The Oracle logo, consisting of a solid red square with the word "ORACLE" in white, uppercase, sans-serif font centered within it.

ORACLE®

Oracle Banking Trade Finance Cloud Service Enterprise Limits and Collateral Management Integration, Release 14.8.0.0.0

G30059-01

Copyright © 2025, 2025, Oracle and/or its affiliates.

This software and related documentation are provided under a license agreement containing restrictions on use and disclosure and are protected by intellectual property laws. Except as expressly permitted in your license agreement or allowed by law, you may not use, copy, reproduce, translate, broadcast, modify, license, transmit, distribute, exhibit, perform, publish, or display any part, in any form, or by any means. Reverse engineering, disassembly, or decompilation of this software, unless required by law for interoperability, is prohibited.

The information contained herein is subject to change without notice and is not warranted to be error-free. If you find any errors, please report them to us in writing.

If this is software, software documentation, data (as defined in the Federal Acquisition Regulation), or related documentation that is delivered to the U.S. Government or anyone licensing it on behalf of the U.S. Government, then the following notice is applicable:

U.S. GOVERNMENT END USERS: Oracle programs (including any operating system, integrated software, any programs embedded, installed, or activated on delivered hardware, and modifications of such programs) and Oracle computer documentation or other Oracle data delivered to or accessed by U.S. Government end users are "commercial computer software," "commercial computer software documentation," or "limited rights data" pursuant to the applicable Federal Acquisition Regulation and agency-specific supplemental regulations. As such, the use, reproduction, duplication, release, display, disclosure, modification, preparation of derivative works, and/or adaptation of i) Oracle programs (including any operating system, integrated software, any programs embedded, installed, or activated on delivered hardware, and modifications of such programs), ii) Oracle computer documentation and/or iii) other Oracle data, is subject to the rights and limitations specified in the license contained in the applicable contract. The terms governing the U.S. Government's use of Oracle cloud services are defined by the applicable contract for such services. No other rights are granted to the U.S. Government.

This software or hardware is developed for general use in a variety of information management applications. It is not developed or intended for use in any inherently dangerous applications, including applications that may create a risk of personal injury. If you use this software or hardware in dangerous applications, then you shall be responsible to take all appropriate fail-safe, backup, redundancy, and other measures to ensure its safe use. Oracle Corporation and its affiliates disclaim any liability for any damages caused by use of this software or hardware in dangerous applications.

Oracle®, Java, MySQL, and NetSuite are registered trademarks of Oracle and/or its affiliates. Other names may be trademarks of their respective owners.

Intel and Intel Inside are trademarks or registered trademarks of Intel Corporation. All SPARC trademarks are used under license and are trademarks or registered trademarks of SPARC International, Inc. AMD, Epyc, and the AMD logo are trademarks or registered trademarks of Advanced Micro Devices. UNIX is a registered trademark of The Open Group.

This software or hardware and documentation may provide access to or information about content, products, and services from third parties. Oracle Corporation and its affiliates are not responsible for and expressly disclaim all warranties of any kind with respect to third-party content, products, and services unless otherwise set forth in an applicable agreement between you and Oracle. Oracle Corporation and its affiliates will not be responsible for any loss, costs, or damages incurred due to your access to or use of third-party content, products, or services, except as set forth in an applicable agreement between you and Oracle.

Contents

Preface

Purpose	iv
Audience	iv
Documentation Accessibility	iv
Diversity and Inclusion	v
Organization	v
Conventions	v
Related Information Sources	v
Screenshot Disclaimer	vi
Acronyms and Abbreviations	vi
Glossary of Icons	vi

1 Oracle OBTFCS - ELCM Integration

1.1	Scope	1-1
1.1.1	OBTFCS Installation Modes	1-1
1.2	Prerequisites	1-1
1.2.1	Prerequisites in Oracle Banking Trade Finance Cloud Service	1-2
1.2.2	Prerequisites in Enterprise Limits and Collateral Management	1-3
1.3	Integration Process	1-4
1.3.1	Installation Modes	1-4
1.3.2	Integration Processing	1-5

2 Annexure

2.1	List of Integration Features	2-1
-----	------------------------------	-----

Glossary

Preface

- [Purpose](#)
This document helps you acquaint with the information on inter-connecting Oracle Banking Trade Finance Cloud Service with Enterprise Limits and Collateral Management (ELCM).
- [Audience](#)
This manual is intended for the following User/User Roles:
- [Documentation Accessibility](#)
- [Diversity and Inclusion](#)
- [Organization](#)
This topic is organized into following topics:
- [Conventions](#)
- [Related Information Sources](#)
- [Screenshot Disclaimer](#)
- [Acronyms and Abbreviations](#)
- [Glossary of Icons](#)
This User Manual may refer to all or some of the following icons:

Purpose

This document helps you acquaint with the information on inter-connecting Oracle Banking Trade Finance Cloud Service with Enterprise Limits and Collateral Management (ELCM).

Besides this user manual, while maintaining the interface related details, you can invoke the context sensitive help available for each field in OBTFCS. This help describes the purpose of each field within a screen. You can obtain this information by placing the cursor on the relevant field and striking the <F1> key on the keyboard.

Audience

This manual is intended for the following User/User Roles:

Table 1 Audience

Role	Function
Back office data entry Clerks	Input functions for maintenance related to the interface
End of day operators	Processing during end of day
Implementation Teams	For setting up integration

Documentation Accessibility

For information about Oracle's commitment to accessibility, visit the Oracle Accessibility Program website at <http://www.oracle.com/pls/topic/lookup?ctx=acc&id=docacc>.

Access to Oracle Support

Oracle customer access to and use of Oracle support services will be pursuant to the terms and conditions specified in their Oracle order for the applicable services.

Diversity and Inclusion

Oracle is fully committed to diversity and inclusion. Oracle respects and values having a diverse workforce that increases thought leadership and innovation. As part of our initiative to build a more inclusive culture that positively impacts our employees, customers, and partners, we are working to remove insensitive terms from our products and documentation. We are also mindful of the necessity to maintain compatibility with our customers' existing technologies and the need to ensure continuity of service as Oracle's offerings and industry standards evolve. Because of these technical constraints, our effort to remove insensitive terms is ongoing and will take time and external cooperation.

Organization

This topic is organized into following topics:

Table 2 Organization

Topic	Description
Preface	This topic gives information on the intended audience. It also lists the various topics covered in this User Manual.
Oracle OBTF - ELCM Integration	This topic explains the interface between Oracle Banking Trade Finance and Blockchain Adapter.
Annexure	This topic provides the details of supported and unsupported functionalities of OBTF and ELCM.
Function ID Glossary	This topic has alphabetical listing of Function/ Screen ID's used in the module with page references for quick navigation.

Conventions

The following text conventions are used in this document:

Convention	Meaning
boldface	Boldface type indicates graphical user interface elements associated with an action, or terms defined in text.
<i>italic</i>	Italic type indicates book titles, emphasis, or placeholder variables for which you supply particular values.
monospace	Monospace type indicates commands within a paragraph, URLs, code in examples, text that appears on the screen, or text that you enter.

Related Information Sources

Along with this user manual you may also refer the following related resource:

- Oracle Banking Trade Finance Installation Manual

- Common Core - Core Entities and Services User Guide
- Core Services User Guide

Screenshot Disclaimer

Personal information used in the interface or documents is dummy and does not exist in the real world. It is only for reference purposes.

Acronyms and Abbreviations





Table 3 Acronyms and Abbreviations

Abbreviation	Description
ASYNC	Asynchronous
ELCM	Enterprise Limits and Collateral Management
OBTF	Oracle Banking Trade Finance
OBTFCS	Oracle Banking Trade Finance Cloud Service
SYNC	Synchronous
XML	Extensible Markup Language

Glossary of Icons

This User Manual may refer to all or some of the following icons:

Table 4 Glossary of Icons

Icons	Function
	Exit
	Add row
	Delete row
	Option List

1

Oracle OBTFCS - ELCM Integration

Banks extend various credit facilities like limits to its customers depending on their requirements. Based on the bank's business model and their target customers they have one of the following scenarios:

- Banks extending basic credit facilities to customers like overdraft or small loans who will prefer to manage the limits within the core banking system (Standalone OBTF installation).
- Banks dealing with corporates who require trade finance and treasury that requires limit to be routed through dedicated system to manage the collateral and limit details.
- [Scope](#)
- [Prerequisites](#)
Set up Oracle Banking Trade Finance Cloud Service Application. ELCM user will have read-only access to this application. The access is provided only to particular extraction tables.
- [Integration Process](#)

1.1 Scope

This topic contains the following sub-topic:

- [OBTFCS Installation Modes](#)
The integration supports Standalone Limits system with OBTFCS - SYNC Method.

1.1.1 OBTFCS Installation Modes

The integration supports Standalone Limits system with OBTFCS - SYNC Method.

Table 1-1 Standalone Limits system with OBTFCS - SYNC Method

Details	Standalone
Data Storage	Different DB
Deployment	Different App
Mode Interface	Web Services
Limit Response Handling	Online

1.2 Prerequisites

Set up Oracle Banking Trade Finance Cloud Service Application. ELCM user will have read-only access to this application. The access is provided only to particular extraction tables.

The parameter 'OBTF_EL_COMM_MODE ' and 'ELCM_SET_MODE' in CSTB_PARAM should be 'S' for standalone.

The parameter 'OBTF_EL_COMM_MODE ' should be 'S' and 'ELCM_SET_MODE' should be 'C' in CSTB_PARAM for co-deployed.

This topic contains the following sub-topics:

- [Prerequisites in Oracle Banking Trade Finance Cloud Service](#)
- [Prerequisites in Enterprise Limits and Collateral Management](#)

1.2.1 Prerequisites in Oracle Banking Trade Finance Cloud Service

The prerequisites in OBTFCS for this integration are as follows:

- You have to maintain OBRH_URL param in CSTB_PARAM for communication type / Channel OBRH.
- You have to maintain the following details in 'Trade finance external service maintenance (IFDTFXSE)' screen:

Table 1-2 Trade finance external service maintenance

Field	Description
External System	Source code of external system For example: 'ELCM'
External User	User to be provided, this user should be present in OBTF and ELCM
Type	Request Type should be selected. SOAPRequest – For External System type 'Default' REST Request - For External System type 'OBRH'
Service Name	ELUtilizationService
WS Endpoint URL	Related service name to be provided
External System Type	External System type should be selected. Default – Direct integration with FCUBS OBRH – Integration of DDA system via OBRH
Header Profile	Header Profile for the OBRH should be selected. Header profile can be maintained in the screen (MSDHPROF - HTTP Header Parameters)

- Contracts are fetched from ELCM and displayed in OBTFCS through External LOV and the External LOV is applicable to Web-logic application. In order to fetch the details from ELCM, user has to maintain an active record in Integration Parameter Maintenance screen (IFDINPRM) with following details,

Table 1-3 Integration Parameter Maintenance

Field	Description
Branch Code	Branch Code to be provided, branch should be present in OBTFCS and ELCM.
External System	Should be source code of external system e.g.: 'ELCM'.
External User	User to be provided, this user should be present in OBTFCS and ELCM.
Entity ID	Entity ID to be provided, this external id should be present in external system.
External Branch Code	Branch code to be provided, this branch code should be present in external system.
Service Name	ExtLovService

Table 1-3 (Cont.) Integration Parameter Maintenance

Field	Description
Communication Channel	Select the communication Channel for integration. REST – Default Communication channel for ExternalLovService OBRH – Communication channel for all services when integrated via OBRH
Communication Mode	SYNCHRONOUS
Communication Layer	Application
Rest Service IP and Port	Should be 'ELCM' Application IP and Port.
Rest Service Pattern	LovService
Rest Service Context	FCJNeoWeb
Header Profile	Header Profile for the OBRH should be selected. Header profile can be maintained in the screen (MSDHPROF - HTTP Header Parameters)

1.2.2 Prerequisites in Enterprise Limits and Collateral Management

The prerequisites in OBTFCS for this integration are as follows:

- You have to maintain the following details in 'Upload Source maintenance' (**CODSORCE**) screen:

Table 1-4 Upload Source maintenance

Field	Description
Source Code	Source code of external system e.g.: 'OBTFCS'

- You have to maintain the following details in 'Upload Source Preference maintenance' (**CODUPLDM**) screen:

Table 1-5 Upload Source Preference maintenance

Field	Description
Source Code	Source code of external system e.g.: 'OBTFCS'
Module Code	BC/LC
On Error	Related module to be maintained for source 'OBTFCS'
On Override	Ignore
Status	Authorized

- You have to maintain the following details in 'Product Maintenance' (**GEDPROD**) screen:

Table 1-6 Product Maintenance

Field	Description
Module	BC/LC
Product Code	Provide the product code for which contract needs to be created.
Product Type	Input the product whether Import/Export

- You have to maintain the following details in 'External System maintenance' (**GEDEXMNT**) screen:

Table 1-7 External System maintenance

Field	Description
External System Code	Source code of external system e.g.: 'OBTFCS'
External System	External System is 'FCUBS'
Module	OVD
WSDL Link	OBTFCS WSDL URL to be provided

- You have to maintain the following details in 'External System maintenance' (**GWDETFUN**) screen:

Table 1-8 External System maintenance

Field	Description
External System	Should be source code of external system e.g.: 'OBTFCS'
Function	Related service and operation code to be maintained for OBTFCS

1.3 Integration Process

This topic contains the following sub-topics:

- [Installation Modes](#)
- [Integration Processing](#)

1.3.1 Installation Modes

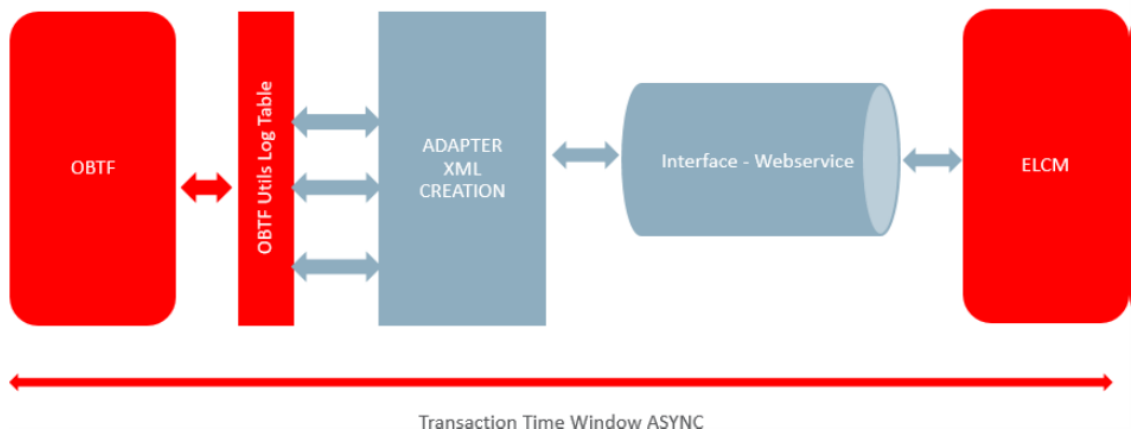
ELCM Request Initiation from OBTFCS:

During transaction booking at OBTFCS with limits, OBTFCS will initiate an utilization request to ELCM and waits for the response to be processed at OBTFCS synchronously. After a transaction is booked at OBTFCS for the subsequent set of operations OBTFCS decides on sending the request synchronously or asynchronously based on the user actions.

OBTFCS creates the limit request during the transaction and sends it to the external limit system:

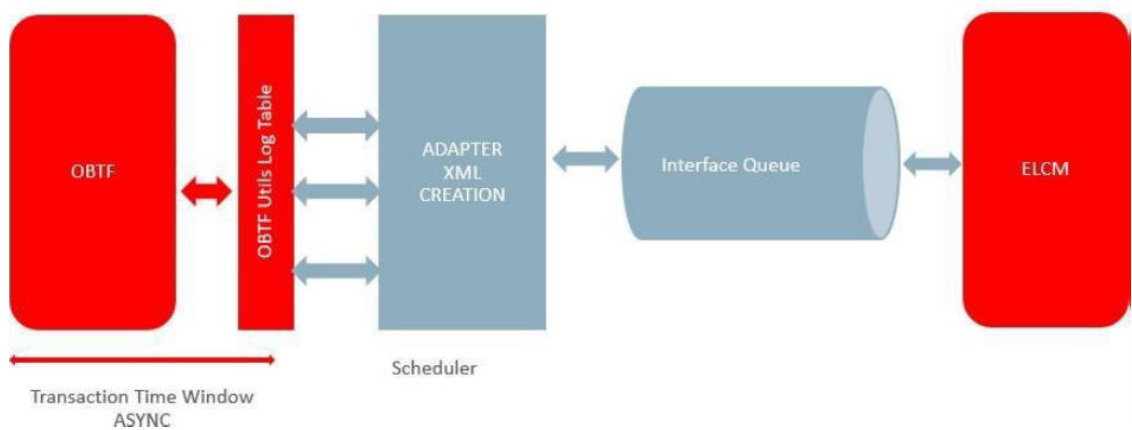
- The response received from the external limit system along with the overrides and errors are displayed to the user during the transaction.
- The user can approve the limits overrides and proceed with the transactions from OBTFCS.

OBTF-Limits-Transaction- SYNC Flow



During EOD, ELCM request will be processed in ASYNC mode using scheduler 'OBTF_EXT_ASYNC CALL'

OBTF-Limits-Transaction- ASYNC Flow



1.3.2 Integration Processing

If OBTFCS is installed with external limits, then:

- Following limit details are replicated from external system to OBTFCS:
 - Facility details
 - Liability details
- You can also link global limits as applicable based on the data replicated from external system.
- In case of Batch operation OBTFCS posts the utilization to external limits as Force Post.
- LC/BC/Guarantee contracts can be replicated to external system from OBTFCS through 'OBTFService'.
 - In ELCM system BC/LC/Guarantee contract can be linked as collateral.

- OBTFCS restricts Cancel/Close/Reverse of Bill/LC which is linked as a collateral at the external system.
- OBTFCS restricts operations impacting Bill/LC outstanding amount when the outstanding amount goes below the contribution amount.
- OBTFCS system can release the Earmarking done by an External system through the utilization request sent from OBTFCS to external limits.
 - Enable the flag “Release ELCM Earmarking” at Trade Finance Bank Preference Maintenance.
 - OBTFCS system captures the earmarking details from the external system through the service – OBTFIFService and Operation – CreateLmtEARDtls.
 - OBTFCS posts the utilization request to external limits with Block reference number to release the earmarking.

Along with this user manual, you may also refer the following related resource for detailed Parties Limit flow:

- Bills and Collections User Guide - Section '**Limit**'
- Islamic Bills and Collections User Guide - Section '**Limit**'
- Letters of Credit User Guide- Section '**Parties Limits**'
- Islamic Letters of Credit User Guide - Section '**Parties Limits**'

2

Annexure

This topic contains the following sub-topic:

- [List of Integration Features](#)

2.1 List of Integration Features

For details on features that are supported and unsupported in OBTFCS and ELCM, refer the table below

Table 2-1 List of Integration Features

S No.	Functional Area/ Entity	Feature	Support in OBTF (No ELCM)	OBTFCS Remarks	Support with ELCM	ELCM Remarks
1	Global Facility	Facility linkage	No	NA	Yes	NA
2	Global Facility	Liability level balance update	No	NA	Yes	NA

Glossary

CODSORCE

Upload Source maintenance - [Prerequisites in Enterprise Limits and Collateral Management](#)

CODUPLDM

Upload Source Preference maintenance - [Prerequisites in Enterprise Limits and Collateral Management](#)

GEDEXMNT

External System maintenance - [Prerequisites in Enterprise Limits and Collateral Management](#)

GEDPROD

Product Maintenance - [Prerequisites in Enterprise Limits and Collateral Management](#)

GWDEFUN

External System maintenance - [Prerequisites in Enterprise Limits and Collateral Management](#)

IFDINPRM

Integration Parameter Maintenance - [Prerequisites in Oracle Banking Trade Finance Cloud Service](#)

IFDTFXSE

Trade finance external service maintenance - [Prerequisites in Oracle Banking Trade Finance Cloud Service](#)