

Oracle® Banking Origination Decision Service Integration Guide



Release 14.7.4.0.0

F97652-01

June 2024

The Oracle logo, consisting of a solid red square with the word "ORACLE" in white, uppercase, sans-serif font centered within it.

ORACLE®

Copyright © 2021, 2024, Oracle and/or its affiliates.

This software and related documentation are provided under a license agreement containing restrictions on use and disclosure and are protected by intellectual property laws. Except as expressly permitted in your license agreement or allowed by law, you may not use, copy, reproduce, translate, broadcast, modify, license, transmit, distribute, exhibit, perform, publish, or display any part, in any form, or by any means. Reverse engineering, disassembly, or decompilation of this software, unless required by law for interoperability, is prohibited.

The information contained herein is subject to change without notice and is not warranted to be error-free. If you find any errors, please report them to us in writing.

If this is software, software documentation, data (as defined in the Federal Acquisition Regulation), or related documentation that is delivered to the U.S. Government or anyone licensing it on behalf of the U.S. Government, then the following notice is applicable:

U.S. GOVERNMENT END USERS: Oracle programs (including any operating system, integrated software, any programs embedded, installed, or activated on delivered hardware, and modifications of such programs) and Oracle computer documentation or other Oracle data delivered to or accessed by U.S. Government end users are "commercial computer software," "commercial computer software documentation," or "limited rights data" pursuant to the applicable Federal Acquisition Regulation and agency-specific supplemental regulations. As such, the use, reproduction, duplication, release, display, disclosure, modification, preparation of derivative works, and/or adaptation of i) Oracle programs (including any operating system, integrated software, any programs embedded, installed, or activated on delivered hardware, and modifications of such programs), ii) Oracle computer documentation and/or iii) other Oracle data, is subject to the rights and limitations specified in the license contained in the applicable contract. The terms governing the U.S. Government's use of Oracle cloud services are defined by the applicable contract for such services. No other rights are granted to the U.S. Government.

This software or hardware is developed for general use in a variety of information management applications. It is not developed or intended for use in any inherently dangerous applications, including applications that may create a risk of personal injury. If you use this software or hardware in dangerous applications, then you shall be responsible to take all appropriate fail-safe, backup, redundancy, and other measures to ensure its safe use. Oracle Corporation and its affiliates disclaim any liability for any damages caused by use of this software or hardware in dangerous applications.

Oracle®, Java, MySQL, and NetSuite are registered trademarks of Oracle and/or its affiliates. Other names may be trademarks of their respective owners.

Intel and Intel Inside are trademarks or registered trademarks of Intel Corporation. All SPARC trademarks are used under license and are trademarks or registered trademarks of SPARC International, Inc. AMD, Epyc, and the AMD logo are trademarks or registered trademarks of Advanced Micro Devices. UNIX is a registered trademark of The Open Group.

This software or hardware and documentation may provide access to or information about content, products, and services from third parties. Oracle Corporation and its affiliates are not responsible for and expressly disclaim all warranties of any kind with respect to third-party content, products, and services unless otherwise set forth in an applicable agreement between you and Oracle. Oracle Corporation and its affiliates will not be responsible for any loss, costs, or damages incurred due to your access to or use of third-party content, products, or services, except as set forth in an applicable agreement between you and Oracle.

Contents

Preface

Purpose	iv
Audience	iv
Documentation Accessibility	iv
Diversity and Inclusion	iv
Conventions	v

1 Decision Service Integration

1.1 Fetch Credit Decision Score API	1-1
1.2 Fetch Questionnaire API	1-3
1.3 Integration of Decision Service	1-4

Index

Preface

- [Purpose](#)
- [Audience](#)
- [Documentation Accessibility](#)
- [Diversity and Inclusion](#)
- [Conventions](#)

Purpose

This guide is to help with Integration of Oracle Banking Origination Product with Decision Service.

Audience

This guide is intended for the Implementation and IT Staff to implement and maintain the software.

Documentation Accessibility

For information about Oracle's commitment to accessibility, visit the Oracle Accessibility Program website at <http://www.oracle.com/pls/topic/lookup?ctx=acc&id=docacc>.

Access to Oracle Support

Oracle customers that have purchased support have access to electronic support through My Oracle Support. For information, visit <http://www.oracle.com/pls/topic/lookup?ctx=acc&id=info> or visit <http://www.oracle.com/pls/topic/lookup?ctx=acc&id=trs> if you are hearing impaired.

Diversity and Inclusion

Oracle is fully committed to diversity and inclusion. Oracle respects and values having a diverse workforce that increases thought leadership and innovation. As part of our initiative to build a more inclusive culture that positively impacts our employees, customers, and partners, we are working to remove insensitive terms from our products and documentation. We are also mindful of the necessity to maintain compatibility with our customers' existing technologies and the need to ensure continuity of service as Oracle's offerings and industry standards evolve. Because of these technical constraints, our effort to remove insensitive terms is ongoing and will take time and external cooperation.

Conventions

The following text conventions are used in this document:

Convention	Meaning
boldface	Boldface type indicates graphical user interface elements associated with an action, or terms defined in text or the glossary.
<i>italic</i>	Italic type indicates book titles, emphasis, or placeholder variables for which you supply particular values.
monospace	Monospace type indicates commands within a paragraph, URLs, code in examples, text that appears on the screen, or text that you enter.

1

Decision Service Integration

You can integrate Oracle Banking Origination with Decision Service through Oracle Banking Routing Hub. This guide briefs the user about the specific steps needed for Integration of these two products and specific maintenance.

Oracle Banking Origination with Decision Service integration allows to get the Credit Decision and Pricing details.

For the smooth integration, Decision Service has provided the following Rest APIs to consume and utilize in product processors.



Note:

For configuration details of setting up Bureau Service integration, refer **Rule Configuration** screen from the **Configurations User Guide**.

This topic contains the following subtopics:

- [Fetch Credit Decision Score API](#)
This topic provides information about Fetch Credit Decision Score.
- [Fetch Questionnaire API](#)
This topic describes the API of fetching questionnaire.
- [Integration of Decision Service](#)
This topic describes systematic instructions to integrate Oracle Banking Origination.

1.1 Fetch Credit Decision Score API

This topic provides information about Fetch Credit Decision Score.

Fetch Credit Decision Score API allows Oracle Banking Origination to get the credit decision and pricing details. This API allows sending various data points as facts get the credit decision and pricing details as per the configuration. This allows Oracle Banking Origination to do the assessment and do risk-based pricing for an application. This API is called when the Credit Rating data-segment is opened.

Table 1-1 Routing Hub Details

Service Provider	Consumer Service
CDS 1.0	TELLER_FUNDING

S
e
r
v
i
c
e
e
x
c
e
p
t
i
o
n
s
a
p
p
l
y
M
o
d
e
l
s
a
n
d
a
l
g
o
r
i
t
h
m
s
c
a
n
b
e
u
s
e
d
t
o
c
o
n
f
i
r
m
a
n
t
h
e
a
s
u
r
e
t
h
a
t
t
h
e
c
o
n
t
e
n
t
i
s
c
o
r
r
e
c
t
a
n
d
c
o
m
p
l
e
t
e
.

Table 1-1 (Cont.) Routing Hub Details

Service Provider	Consumer Service

1.2 Fetch Questionnaire API

This topic describes the API of fetching questionnaire.

The Fetch Questionnaire API allows Oracle Banking Origination to fetch the set of pre-configured questions to be answered by the end customer. Based on the response provided for each question, the system will arrive at a score. This score will further be used in the quantitative analysis and credit decisioning. This API is called when the Qualitative Scorecard data-segment is launched.

Table 1-2 Routing Hub Details

Service Provider	Consumer Service
CDS 1.0	fetchQuestionnaire

S
e
r
v
i
c
e
P
r
o
v
i
d
e
r
C
o
n
s
u
m
e
r
S
e
r
v
i
c
e

1.3 Integration of Decision Service

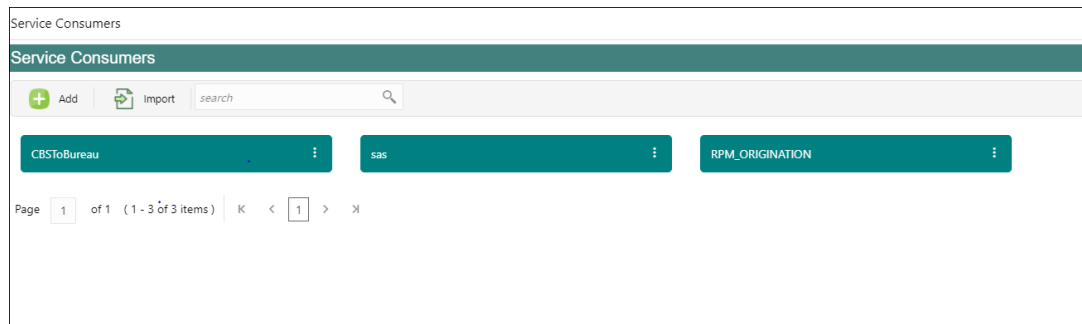
This topic describes systematic instructions to integrate Oracle Banking Origination.
To integrate Oracle Banking Origination with Decision Service through Oracle Banking Routing Hub.

Specify **User ID** and **Password**, and login to **Home** screen.

1. On **Home** screen, click **Core Maintenance**. Under **Core Maintenance**, click **Routing Hub**.
2. Under **Routing Hub**, click **Service Consumers**.

The **Service Consumers** screen displays.

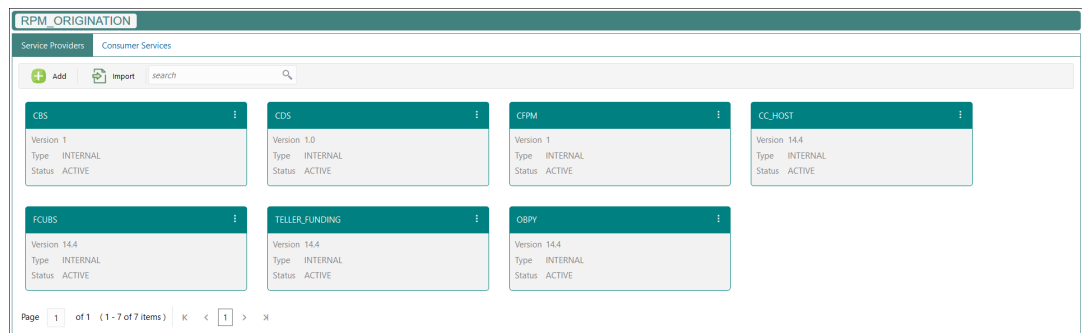
Figure 1-1 Service Consumers



3. Click **RPM_ORIGINATION**.

The **RPM_ORIGINATION** screen displays.

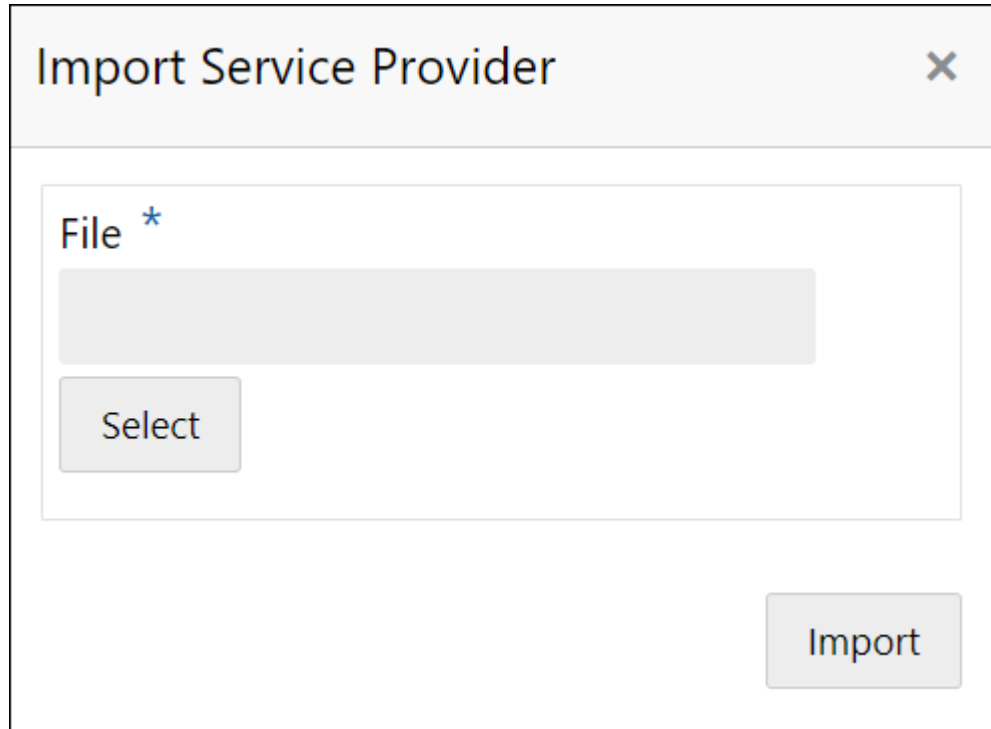
Figure 1-2 RPM_ORIGINATION



4. Click **Import** and upload the **RPM_ORIGINATION_CDS1.0_Provider.json** file provided in the release.

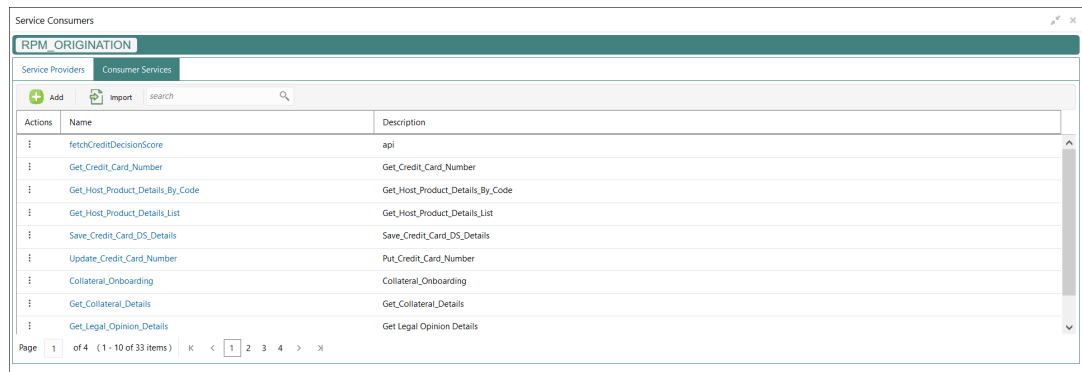
The **Import Service Provider** screen displays.

Figure 1-3 Import Service Provider



5. Click **Import**.
The success message displays once the data is imported successfully.
6. Under **Consumer Service**.
The **Consumer Service** screen displays.

Figure 1-4 Consumer Service



7. Click **Import** and upload the **RPM_ORIGINATION_fetchCreditDecisionScore_Service.json** file provided in the release.
The **Import Service** screen displays.

Figure 1-5 Import Service

8. Click **Import**.
The success message displays once the data is imported successfully.
9. Under **Service Provider** tab, click **CDS**.
The **RPM_ORIGINATION** screen displays.

Figure 1-6 RPM_ORIGINATION - CDS

Actions	Name	Description	Service Name	Host	Port
:	CDS	CDS			

10. Click actions button and click **Edit**.
The **RPM_ORIGINATION** screen displays.

Figure 1-7 Edit Implementation

The screenshot shows a web-based form titled "Edit Implementation". The form contains the following fields and controls:

- Name ***: Text input field containing "CBS_Default".
- Description ***: Text input field containing "Default Implementation".
- Type ***: A dropdown menu set to "DEFAULT". To its right are two toggle switches: "Default" (which is turned on) and "Eureka Instance" (which is also turned on).
- Scheme ***: A dropdown menu set to "https".
- Service Name ***: Text input field containing "CMC-OBCBS-SERVICES".
- Below the main fields are two expandable sections: "Headers" and "Service", each with a right-pointing triangle icon.
- A "Save" button is located at the bottom right of the form area.

11. Update the **Host** and **Service name** as per the environment (port and service name where the cmc-opds-services has been deployed)
12. Click **Save** to save the implementation details.

Index

D

Decision Service Integration, [1-1](#)

I

Integration of Decision Service, [1-4](#)