

# Oracle® Banking Liquidity Management Troubleshooting Guide



Release 14.7.3.0.0

F92562-01

February 2024

The Oracle logo, consisting of a solid red square with the word "ORACLE" in white, uppercase, sans-serif font centered within it.

ORACLE®

Copyright © 2018, 2024, Oracle and/or its affiliates.

This software and related documentation are provided under a license agreement containing restrictions on use and disclosure and are protected by intellectual property laws. Except as expressly permitted in your license agreement or allowed by law, you may not use, copy, reproduce, translate, broadcast, modify, license, transmit, distribute, exhibit, perform, publish, or display any part, in any form, or by any means. Reverse engineering, disassembly, or decompilation of this software, unless required by law for interoperability, is prohibited.

The information contained herein is subject to change without notice and is not warranted to be error-free. If you find any errors, please report them to us in writing.

If this is software, software documentation, data (as defined in the Federal Acquisition Regulation), or related documentation that is delivered to the U.S. Government or anyone licensing it on behalf of the U.S. Government, then the following notice is applicable:

U.S. GOVERNMENT END USERS: Oracle programs (including any operating system, integrated software, any programs embedded, installed, or activated on delivered hardware, and modifications of such programs) and Oracle computer documentation or other Oracle data delivered to or accessed by U.S. Government end users are "commercial computer software," "commercial computer software documentation," or "limited rights data" pursuant to the applicable Federal Acquisition Regulation and agency-specific supplemental regulations. As such, the use, reproduction, duplication, release, display, disclosure, modification, preparation of derivative works, and/or adaptation of i) Oracle programs (including any operating system, integrated software, any programs embedded, installed, or activated on delivered hardware, and modifications of such programs), ii) Oracle computer documentation and/or iii) other Oracle data, is subject to the rights and limitations specified in the license contained in the applicable contract. The terms governing the U.S. Government's use of Oracle cloud services are defined by the applicable contract for such services. No other rights are granted to the U.S. Government.

This software or hardware is developed for general use in a variety of information management applications. It is not developed or intended for use in any inherently dangerous applications, including applications that may create a risk of personal injury. If you use this software or hardware in dangerous applications, then you shall be responsible to take all appropriate fail-safe, backup, redundancy, and other measures to ensure its safe use. Oracle Corporation and its affiliates disclaim any liability for any damages caused by use of this software or hardware in dangerous applications.

Oracle®, Java, MySQL, and NetSuite are registered trademarks of Oracle and/or its affiliates. Other names may be trademarks of their respective owners.

Intel and Intel Inside are trademarks or registered trademarks of Intel Corporation. All SPARC trademarks are used under license and are trademarks or registered trademarks of SPARC International, Inc. AMD, Epyc, and the AMD logo are trademarks or registered trademarks of Advanced Micro Devices. UNIX is a registered trademark of The Open Group.

This software or hardware and documentation may provide access to or information about content, products, and services from third parties. Oracle Corporation and its affiliates are not responsible for and expressly disclaim all warranties of any kind with respect to third-party content, products, and services unless otherwise set forth in an applicable agreement between you and Oracle. Oracle Corporation and its affiliates will not be responsible for any loss, costs, or damages incurred due to your access to or use of third-party content, products, or services, except as set forth in an applicable agreement between you and Oracle.

For information about Oracle's commitment to accessibility, visit the Oracle Accessibility Program website at <http://www.oracle.com/pls/topic/lookup?ctx=acc&id=docacc>.

# Contents

## Preface

---

Purpose	vi
Audience	vi
Documentation Accessibility	vi
Diversity and Inclusion	vi
Related Documents	vii
Conventions	vii
Acronyms and Abbreviations	vii
Prerequisites	vii
General Prevention	viii
Best Practices	viii

## 1 Troubleshooting Technical Flows

---

1.1	Where is the Problem	1-1
1.2	Preliminary Checks from UI	1-2
1.3	Troubleshooting Environmental Issues	1-3
1.3.1	Possible Issues While Deploying Services	1-3
1.3.1.1	Service Deployment is failing due to Flyway	1-3
1.3.1.2	Other possible issues	1-4
1.3.2	Possible Issues in Login and Screen Launch	1-4
1.3.2.1	Login Page is not Launching	1-4
1.3.2.2	Unable to login after launching the application	1-5
1.3.2.3	Unable to login after restarting the services	1-5
1.3.2.4	Menus are not displayed after logging in	1-6
1.3.2.5	Screens are not launching after logging in	1-6

## 2 Troubleshooting Kafka

---

2.1	Consumer Services	2-1
2.2	Producer Services	2-1
2.3	Debugging Consumer/Producer health and troubleshooting	2-1
2.3.1	Logs to analyze	2-1

2.3.2	Tables to analyze	2-2
2.4	Configurations	2-2
<b>3</b>	<b>Health Checks</b>	
3.1	Eureka Dashboard	3-1
3.2	Application Services	3-1
<b>4</b>	<b>Troubleshooting Application Workflows</b>	
4.1	Oracle Banking Liquidity Management – Subdomains List	4-1
4.2	Micro Frontend Architecture	4-2
4.2.1	First level issues	4-5
4.2.1.1	Error Message not shown	4-5
4.2.1.2	Setting Log file path	4-6
4.2.1.3	Dynamic log generation issues	4-6
4.2.1.4	Call is failing in Gateway	4-7
4.2.1.5	Logs are not generated	4-8
4.2.1.6	Code error in GCS side	4-8
4.2.1.7	404 Error	4-8
4.2.1.8	500 Internal Error	4-8
4.3	Payment Service Integration Troubleshooting	4-9
4.3.1	Balance Fetch (FCUBS) is failing	4-9
4.3.2	Accounting call (FCUBS) is failing	4-9
4.3.3	OBPM call is failing	4-10
4.4	Troubleshooting SMS Errors	4-10
4.5	Oracle Banking Routing Hub Configuration	4-10
<b>5</b>	<b>Troubleshooting OutOfMemory issues</b>	
5.1	Extracting Heapdump	5-1
5.1.1	Heap Dump	5-1
5.1.1.1	Remote Heap Monitor setup	5-1
5.2	JFR Tool in Java	5-2
5.3	Quick Recovery	5-2
<b>6</b>	<b>Troubleshooting Deployment Errors/Exceptions</b>	
<b>A</b>	<b>Business Error Codes</b>	

# Index

---

# Preface

- [Purpose](#)
- [Audience](#)
- [Documentation Accessibility](#)
- [Diversity and Inclusion](#)
- [Related Documents](#)
- [Conventions](#)
- [Acronyms and Abbreviations](#)
- [Prerequisites](#)
- [General Prevention](#)
- [Best Practices](#)

## Purpose

This guide helps the users on the issues within the application. It describes various methods to figure out the error and then troubleshoot it.

## Audience

This guide is intended for the software developers and software testers.

## Documentation Accessibility

For information about Oracle's commitment to accessibility, visit the Oracle Accessibility Program website at <http://www.oracle.com/pls/topic/lookup?ctx=acc&id=docacc>.

### **Access to Oracle Support**

Oracle customers that have purchased support have access to electronic support through My Oracle Support. For information, visit <http://www.oracle.com/pls/topic/lookup?ctx=acc&id=info> or visit <http://www.oracle.com/pls/topic/lookup?ctx=acc&id=trs> if you are hearing impaired.

## Diversity and Inclusion

Oracle is fully committed to diversity and inclusion. Oracle respects and values having a diverse workforce that increases thought leadership and innovation. As part of our initiative to build a more inclusive culture that positively impacts our employees,

customers, and partners, we are working to remove insensitive terms from our products and documentation. We are also mindful of the necessity to maintain compatibility with our customers' existing technologies and the need to ensure continuity of service as Oracle's offerings and industry standards evolve. Because of these technical constraints, our effort to remove insensitive terms is ongoing and will take time and external cooperation.

## Related Documents

The related documents are as follows:

- *Oracle Banking Common Core User Guide*
- *Oracle Banking Security Management System User Guide*
- *Oracle Banking Getting Started User Guide*
- *Oracle Banking Liquidity Management User Guide*
- *Oracle Banking Liquidity Management Configuration Guide*
- *Oracle Banking Liquidity Management File Upload User Guide*

## Conventions

The following text conventions are used in this document:

Convention	Meaning
<b>boldface</b>	Boldface type indicates graphical user interface elements associated with an action, or terms defined in text or the glossary.
<i>italic</i>	Italic type indicates book titles, emphasis, or placeholder variables for which you supply particular values.
<code>monospace</code>	Monospace type indicates commands within a paragraph, URLs, code in examples, text that appears on the screen, or text that you enter.

## Acronyms and Abbreviations

The list of the acronyms and abbreviations used in this guide are as follows:

**Table 1 Acronyms and Abbreviations**

Abbreviation	Description
<b>SMS</b>	Security Management System
<b>CMC</b>	Common Core Service
<b>MOC</b>	Mid office Common Core
<b>ELK</b>	Elasticsearch Logstash Kibana

## Prerequisites

### Prerequisites for End Users

The prerequisites are as follows:

- Basic understanding of Eventing platform
- Basic understanding application log analysis using tools
- Basic understanding DB changes

**Pre-installed Softwares**

The following softwares should be pre-installed:

- Zipkin
- Kafka
- ELK
- Any SQL Database like SQLDEVELOPER
- WinSCP

## General Prevention

Do not make any changes to Flyway scripts manually.

## Best Practices

The best practices are as follows:

- It is ideal to have ELK stack installed on a separate VM outside the product VMs to ensure the flow of logs in case of an app crash.
- Log levels can be adjusted to INFO and above to enable relevant logs to flow in.



# 1

## Troubleshooting Technical Flows

This topic describes about various programming issues, possible causes, and solutions to resolve the issues.

This topic contains the following subtopics:

- [Where is the Problem](#)  
This topic describes about troubleshooting the problem in the distributed system.
- [Preliminary Checks from UI](#)  
This topic provides systematic instructions to launch the application and check for the basic errors.
- [Troubleshooting Environmental Issues](#)  
This topic describes about the troubleshooting environmental issues.

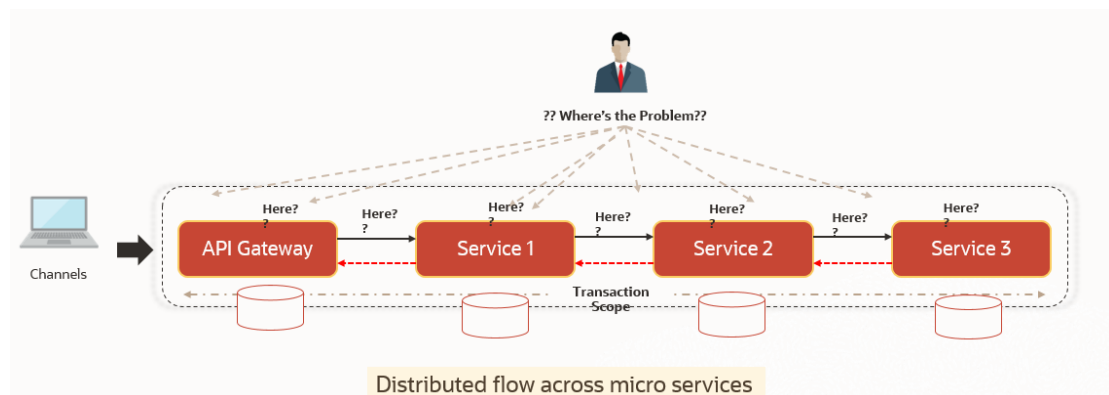
### 1.1 Where is the Problem

This topic describes about troubleshooting the problem in the distributed system.

Troubleshooting the problem in the distributed system can be challenging, if not understood fully. Each product has UI application components and service side application components. Each side requires different troubleshooting techniques and various logs that can be used to corroborate the problem.

It is important to establish the area of the problem on the service side. It can be achieved by a complete understanding of UI and service side flows along with the data architecture of an application.

**Figure 1-1 Distributed Flow Across Micro Services**



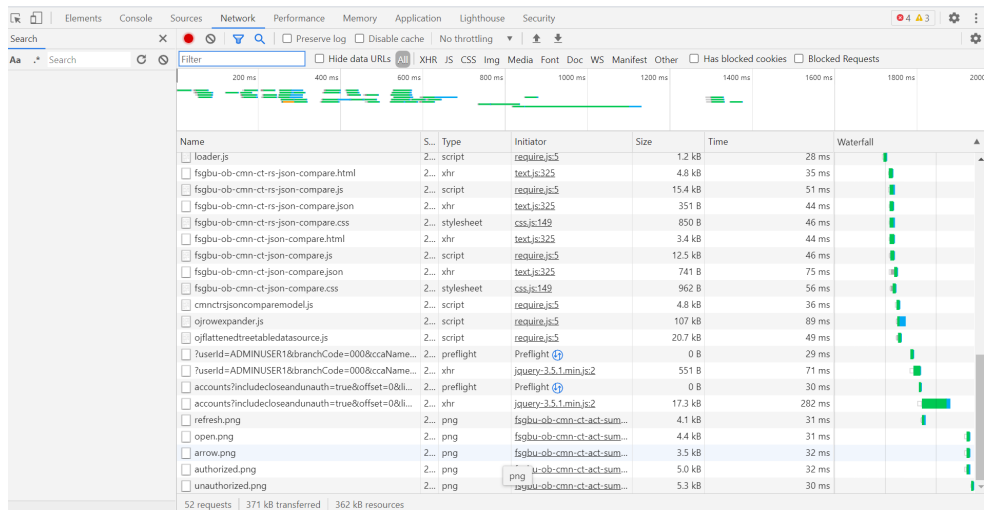
## 1.2 Preliminary Checks from UI

This topic provides systematic instructions to launch the application and check for the basic errors.

This section describes how to launch the application and check for the basic errors. Perform the following steps:

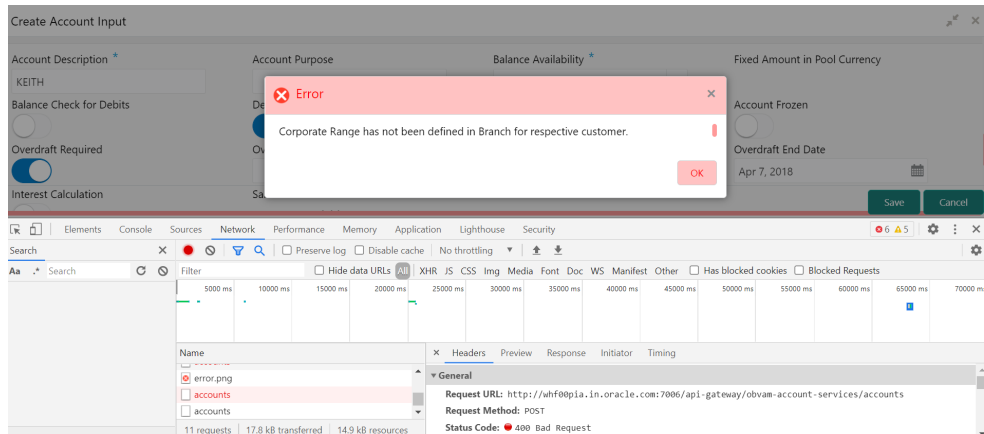
1. Launch the application with delegated URL.
2. Press **F12** key and select **Inspect and See network**.
3. Verify that all the call responses are successful.

**Figure 1-2 Call Responses**



**Note:**  
Usually Red color indicates non 2xx HTTP response.

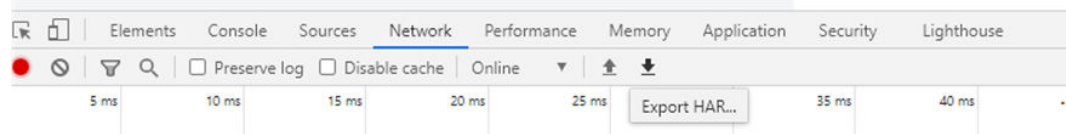
**Figure 1-3 Non 2xx Response**



4. Export the trace using the **Export** in browsers.

**Example:** The user can see the export option as shown below in Chrome.

**Figure 1-4 Export Option**



 **Note:**

The tools such as **Fiddler** and **Wireshark** can be used to get the browser to API gateway web traffic. This helps to investigate the exact request and response payloads exchanged between UI and API Gateway.

## 1.3 Troubleshooting Environmental Issues

This topic describes about the troubleshooting environmental issues.

This topic contains the following subtopics:

- [Possible Issues While Deploying Services](#)  
This topic describes the possible issues while deploying services
- [Possible Issues in Login and Screen Launch](#)  
This topic describes the possible issues that may occur while logging in and launching the screens.

### 1.3.1 Possible Issues While Deploying Services

This topic describes the possible issues while deploying services

This topic contains the following subtopics:

- [Service Deployment is failing due to Flyway](#)  
This topic describes the Service Deployment is failing due to Flyway
- [Other possible issues](#)  
This topic describes the Other possible issues while deploying the server.

#### 1.3.1.1 Service Deployment is failing due to Flyway

This topic describes the Service Deployment is failing due to Flyway

If the service deployment is failing due to flyway, verify that the object or record is already present and make changes in the flyway scripts accordingly.

You may check **flyway\_schema\_history** table of the respective schema for finding the flyway script entries.

### 1.3.1.2 Other possible issues

This topic describes the Other possible issues while deploying the server.

The other possible issue while deploying services could be multiple versions of dependency jars present in the war file.

```
weblogic.application.naming.EnvironmentExceptioncmc-customer-services-  
{version}.war
```

## 1.3.2 Possible Issues in Login and Screen Launch

This topic describes the possible issues that may occur while logging in and launching the screens.

This topic contains the following subtopics:

- [Login Page is not Launching](#)  
This topic provides the systematic instructions if login page is not launching.
- [Unable to login after launching the application](#)  
This topic describes the possible issues for Unable to login after launching the application.
- [Unable to login after restarting the services](#)  
This topic describes the issues to login after restarting the services
- [Menus are not displayed after logging in](#)  
This topic describes the issues of Menus are not displayed after logging in.
- [Screens are not launching after logging in](#)  
This topic describes the issues of Screens are not launching after logging in

### 1.3.2.1 Login Page is not Launching

This topic provides the systematic instructions if login page is not launching.

1. Check whether the app-shell war file is deployed.
2. Make sure that the war file is up and running in the deployed managed server and try to login.
3. Check whether the user has logged in with the appshell URL according to the war file deployed.
4. Check whether the required component-server wars like cmc-component-server, obvam-component-server etc are also deployed along with the app-shell.

**Example:** `http://<ip-address>:<Port>/app-shell/index.jsp` will load the login page of the application.

In the above URL, the name `app-shell` is dynamic which depends on the name of war file deployed.

**Figure 1-5 Sign In**



### 1.3.2.2 Unable to login after launching the application

This topic describes the possible issues for Unable to login after launching the application.

Perform the following check if you are not able to login after the application is launched

- Make sure that the plato-api-gateway service, plato-ui-config service, sms-core-service, and common core services are up and running.

**Figure 1-6 Services**

PLATO-API-GATEWAY	n/a (1)	(1)	UP (1) -
PLATO-BATCH-SERVER	n/a (1)	(1)	UP (1) -
PLATO-DISCOVERY-SERVICE	n/a (1)	(1)	UP (1) -
PLATO-O	n/a (1)	(1)	UP (1) -
PLATO-ORCH-SERVICE	n/a (1)	(1)	UP (1) -
PLATO-UI-CONFIG-SERVICES	n/a (1)	(1)	UP (1) -
SMS-CORE-SERVICES	n/a (1)	(1)	UP (1) -

### 1.3.2.3 Unable to login after restarting the services

This topic describes the issues to login after restarting the services

If you are not able to login after restarting the services, make sure that the LDAP server is up and running, and check if the entered credentials are correct.

### 1.3.2.4 Menus are not displayed after logging in

This topic describes the issues of Menus are not displayed after logging in.

After you log in, if the menus are not displayed, map the functional activity codes in the table **SMS\_TM\_ROLE\_ACTIVITY**

Once it is mapped, check if the corresponding role is assigned to your user id.

### 1.3.2.5 Screens are not launching after logging in

This topic describes the issues of Screens are not launching after logging in

If you are not able to launch the screens after logging in, make sure that the respective services are up and running.



**Note:**

Verify the VPN connection while trying to troubleshoot the issues related to page launching, etc.

# 2

## Troubleshooting Kafka

This topic describes about the troubleshooting Kafka.

This topic contains the following subtopics:

- [Consumer Services](#)  
This topic describes about the Consumer Services.
- [Producer Services](#)  
This topic describes about the Producer Services.
- [Debugging Consumer/Producer health and troubleshooting](#)  
This topic describes about the Debugging Consumer/Producer health and troubleshooting.
- [Configurations](#)  
This topic describes about the Configurations.

### 2.1 Consumer Services

This topic describes about the Consumer Services.

Oracle Banking Liquidity Management consumer service can be referred at **Async Application Program Interface Guide**

### 2.2 Producer Services

This topic describes about the Producer Services.

Oracle Banking Liquidity Management Producer service can be referred at **Async Application Program Interface Guide**

### 2.3 Debugging Consumer/Producer health and troubleshooting

This topic describes about the Debugging Consumer/Producer health and troubleshooting.

This topic contains the following subtopics:

- [Logs to analyze](#)  
This topic describes about the Logs to analyze.
- [Tables to analyze](#)  
This topic describes about the Tables to analyze.

#### 2.3.1 Logs to analyze

This topic describes about the Logs to analyze.

oblm-integration-services logs should be checked.

## 2.3.2 Tables to analyze

This topic describes about the Tables to analyze.

The below table provides the values to be verified to confirm accurate functioning of the consumer/producer service.

**Table 2-1 Tables to analyze**

Table Name	Column Name	Possible Values
lmx_tb_event_log	is_published	The available options are: <ul style="list-style-type: none"><li>• Y - Published</li><li>• N - Not published</li><li>• E - Error and won't be published as it reached the max retry set by customer</li></ul>
plato_eventhub_in_log	-	-
plato_eventhub_out_log	status	SENT - Published successfully

## 2.4 Configurations

This topic describes about the Configurations.

For kafka setup, refer to **Oracle Banking Microservices Platform Foundation Installation Guide** and for the application-level setup, all the properties are declared in the yaml file of integration services.



# 3

## Health Checks

This topic describes about Health Checks.

This topic contains the following subtopics:

- [Eureka Dashboard](#)  
This topic describes about Eureka Dashboard.
- [Application Services](#)  
This topic describes about application services.

### 3.1 Eureka Dashboard

This topic describes about Eureka Dashboard.

Until the health check API's implemented, the health must be monitored using WebLogic JVM managed server status and Eureka instance.

**Figure 3-1 Eureka Dashboard**

Instances currently registered with Eureka			
Application	AMIs	Availability Zones	Status
CMC-ACCOUNT-SERVICES	n/a (1)	(1)	UP (1) -
CMC-BASE-SERVICES	n/a (1)	(1)	UP (1) -
CMC-BRANCH-SERVICES	n/a (1)	(1)	UP (1) -
CMC-CURRENCY-SERVICES	n/a (1)	(1)	UP (1) -
CMC-CUSTOMER-SERVICES	n/a (1)	(1)	UP (1) -
CMC-EXTERNAL-CHART-ACCOUNT-SERVICES	n/a (1)	(1)	UP (1) -
CMC-EXTERNAL-SYSTEM-SERVICES	n/a (1)	(1)	UP (1) -
CMC-EXTERNAL-VIRTUAL-ACCOUNT-SERVICES	n/a (1)	(1)	UP (1) -
CMC-OBRH-SERVICES	n/a (1)	(1)	UP (1) -
CMC-REPORT-SERVICES	n/a (1)	(1)	UP (1) -
CMC-SETTLEMENTS-SERVICES	n/a (1)	(1)	UP (1) -
CMC-TXN-CODE-SERVICES	n/a (1)	(1)	UP (1) -
OBLM-BATCH-SERVICES	n/a (1)	(1)	UP (1) -
OBLM-CASH-CONCENTRATION-SERVICES	n/a (1)	(1)	UP (1) -
OBLM-DASHBOARD-SERVICES	n/a (1)	(1)	UP (1) -
OBLM-ICL-SERVICES	n/a (1)	(1)	UP (1) -
OBLM-INTEGRATION-SERVICES	n/a (1)	(1)	UP (1) -
OBLM-MAINTENANCE-SERVICES	n/a (1)	(1)	UP (1) -
OBLM-POOL-SERVICES	n/a (1)	(1)	UP (1) -

### 3.2 Application Services

This topic describes about application services.

Catalog of services required for Oracle Banking Liquidity Management are as follows:

**Table 3-1 Services List**

Group	Service List	Usage
OBLM	oblm-cash-concentration-services	Used for various sweeps/cash concentration methods.
OBLM	oblm-dashboard-services	Used for loading oblm dashboard data
OBLM	oblm-icl-services	Used for inter-company loan creation
OBLM	oblm-integration-services	Used for integrating with external systems
OBLM	oblm-maintenance-services	Used for LM parameter maintenances
OBLM	oblm-messaging-services	Used for payment messaging
OBLM	oblm-pool-services	Used for pool structures
OBLM	oblm-report-services	Used for report generation
OBLM	oblm-rtl-services	Used for RTL structure
OBLM	oblm-structure-services	Used for account structures
OBLM	oblm-sweep-services	Used for sweep executions
OBLM	oblm-component-server	Oracle Banking Liquidity Management UI
OBLM	obic-bod-batch-services	Used for Interest and Charges
OBLM	oblm-ic-config-services	Used for Interest and Charges
OBLM	oblm-ic-charge-calc-services	Used for Interest and Charges
OBLM	oblm-ic-external-adapter-services	Used for Interest and Charges
OBLM	obic-intchg-acting-services	Used for Interest and Charges
OBLM	obic-interest-accrual-services	Used for Interest and Charges
OBLM	obic-interest-allocate-services	Used for Interest and Charges
OBLM	obic-interest-batch-services	Used for Interest and Charges
OBLM	obic-interest-calc-services	Used for Interest and Charges
OBLM	obic-interest-input-services	Used for Interest and Charges
OBLM	obic-interest-liquidation-services	Used for Interest and Charges
OBLM	obic-interest-maintqueue-services	Used for Interest and Charges
OBLM	obic-interest-resolve-services	Used for Interest and Charges
OBLM	obic-maintenance-services	Used for Interest and Charges
OBLM	obic-online-liquidation-services	Used for Interest and Charges
OBLM	vamlm-charge-services	Used for Interest and Charges
PLATO	plato-config-service	Required for PLATO framework
PLATO	plato-feed-services	Required for PLATO framework
PLATO	plato-alerts-management-services	Required for PLATO framework
PLATO	plato-api-gateway	Required for PLATO framework

Table 3-1 (Cont.) Services List

Group	Service List	Usage
PLATO	plato-discovery-service	Required for PLATO framework
PLATO	plato-orch-service	Required for PLATO framework
PLATO	plato-o	Required for PLATO framework
PLATO	plato-ui-config-services	Required for PLATO framework
PLATO	plato-batch-server	Required for PLATO framework
PLATO	plato-report-services	Required for PLATO framework
SMS	sms-core-services- {version}.war	SMS services
SMS	sms-component-server- {version}.war	SMS UI
CMC	cmc-obrh-service	Used for routing via OBRH.
CMC	cmc-report-service	Common Core Services
CMC	cmc-resource-segment- orchestrator-service	Used in screens using gcs like maintenance screens.
CMC	cmc-screenclass-services	Common Core Services
CMC	cmc-settlements-services	Common Core Services
CMC	cmc-txn-code-services	Common Core Services
CMC	cmc-account-services	Common Core Services
CMC	cmc-advice-services	Common Core Services
CMC	cmc-base-services	Common Core Services
CMC	cmc-batch-services	Common Core Services
CMC	cmc-branch-services	Common Core Services
CMC	cmc-businessoverrides- services	Common Core Services
CMC	cmc-corebanking-adapter- service	Common Core Services
CMC	cmc-currency-services	Common Core Services
CMC	cmc-customer-services	Common Core Services
CMC	cmc-datasegment-services	Common Core Services
CMC	cmc-external-chart- account	Common Core Services
CMC	cmc-external-system- services	Common Core Services
CMC	cmc-external-virtual- account-services	VAM services
CMC	cmc-obrh-services	Common Core Services
CMC	cmc-resource-segment- orchestrator-service	Common Core Services
CMC	cmc-screenclass-services	Common Core Services
CMC	cmc-settlements-services	Common Core Services
CMC	cmc-transactioncontroller- services	Common Core Services
CMC	cmc-component-server- {version}.war	CMC UI

Table 3-1 (Cont.) Services List

Group	Service List	Usage
CMC	cmc-resourceclass-services	Common Core Services
CMC	cmc-charges-calculation-services	Common Core Services
PLATO	app-shell-{version}.war	UI

 **Note:**

Refer to OSDC zip for the exact version number for each service.

# 4

## Troubleshooting Application Workflows

This topic describes the troubleshooting functional workflows applicable to Oracle Banking Liquidity Management.

This topic contains the following subtopics:

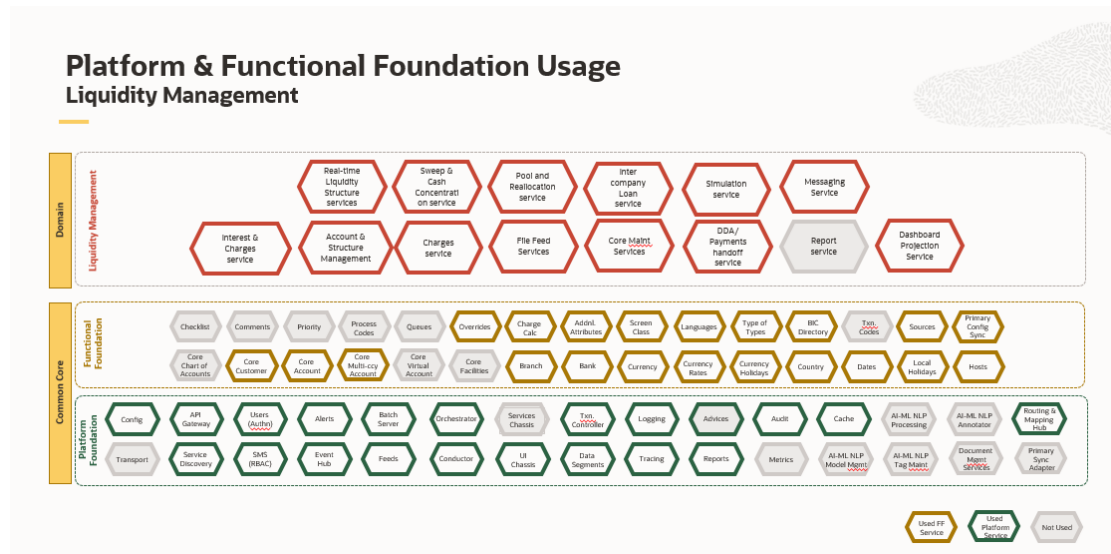
- [Oracle Banking Liquidity Management – Subdomains List](#)  
This topic describes about the Oracle Banking Liquidity Management Subdomains List.
- [Micro Frontend Architecture](#)  
This topic describes about the Micro Frontend Architecture
- [Payment Service Integration Troubleshooting](#)  
The topic describes the possible issues that may occur in payment service integration.
- [Troubleshooting SMS Errors](#)  
This topic describes about Troubleshooting SMS Errors.
- [Oracle Banking Routing Hub Configuration](#)  
This topic describes about Oracle Banking Routing Hub configuration.

### 4.1 Oracle Banking Liquidity Management – Subdomains List

This topic describes about the Oracle Banking Liquidity Management Subdomains List.

The subdomains of Oracle Banking Liquidity Management are shown below

**Figure 4-1 Composition of Oracle Banking Liquidity Management**



## 4.2 Micro Frontend Architecture

This topic describes about the Micro Frontend Architecture

The Micro Frontend Architectures of Oracle Banking Liquidity Management are shown below:

Figure 4-2 UI – Micro Frontend Architecture

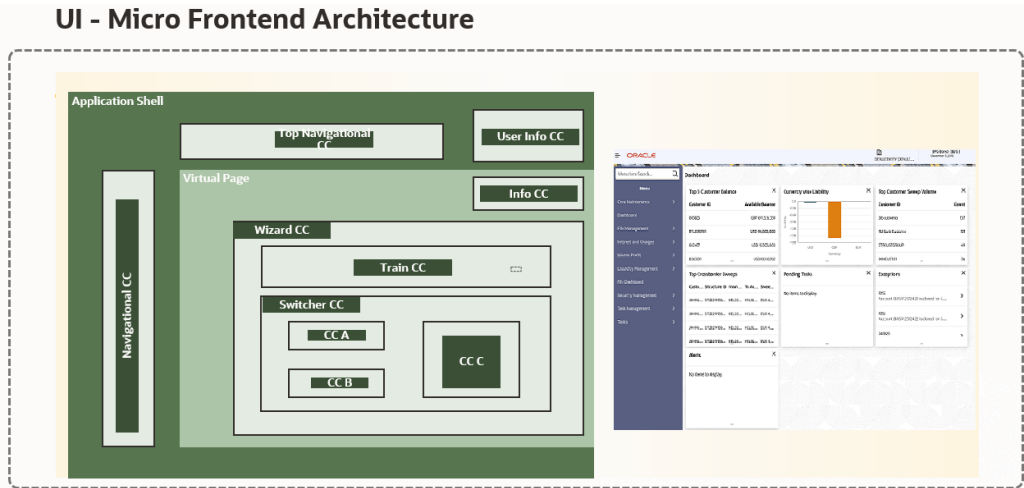
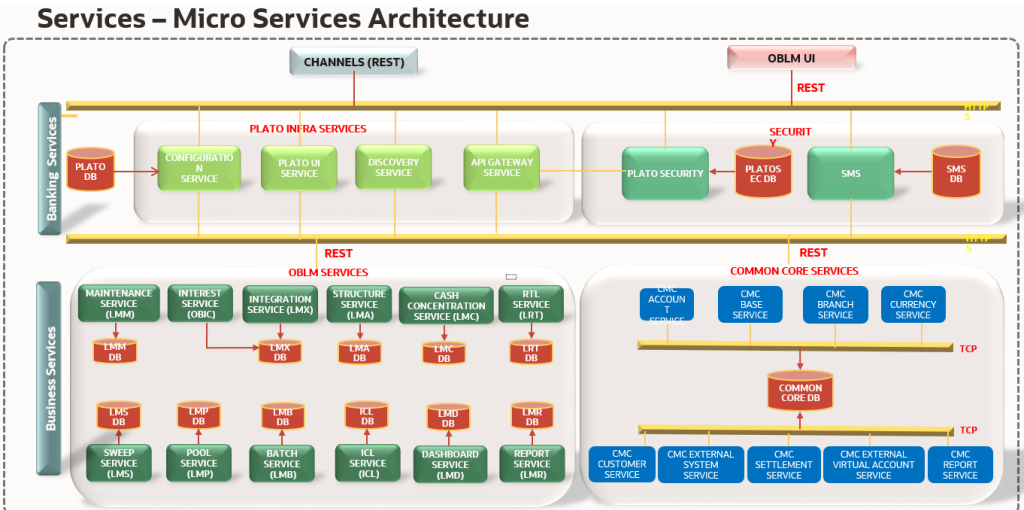
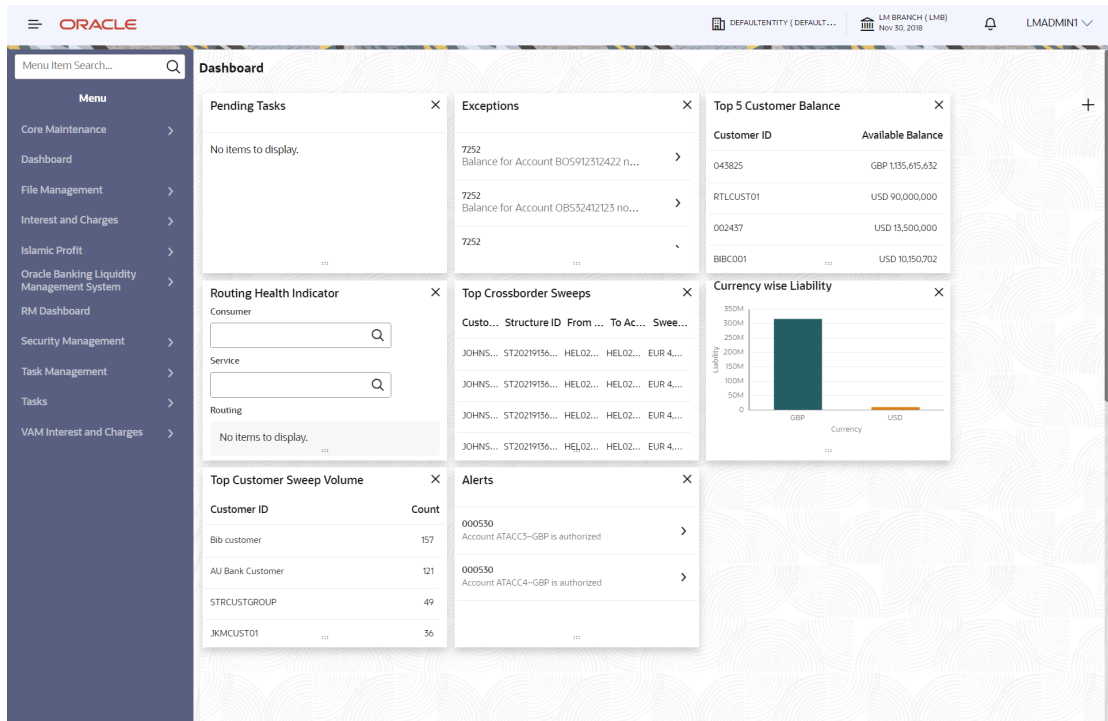


Figure 4-3 Services – Micro Frontend Architecture



On successful login, the Oracle Banking Liquidity Management dashboard screen appears depending on the user privileges.

Figure 4-4 Oracle Banking Liquidity Management Dashboard

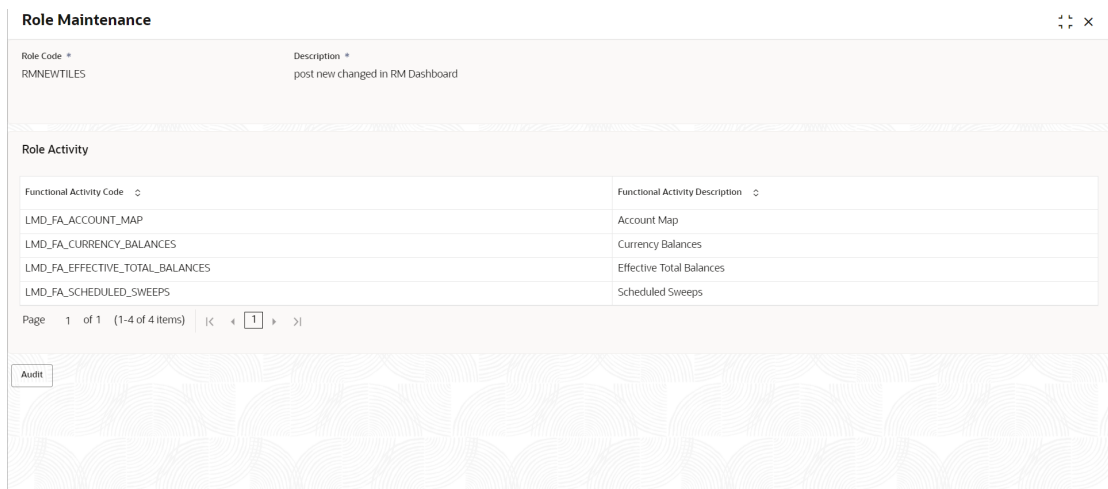


- **User Role Issues**

Role Profile includes access rights to the functional activities that are common to a group of users. A user can be linked to a Role Profile by which you give the user access rights to all the functional activities in the Role Profile.

From **Home** screen, click **Security Management**. Under **Security Management**, click **Role**.

Figure 4-5 Role Maintenance




Only authorized users can access the system with the help of a unique User Login ID and password. The user profile of a user contains the details of the user in four sections - User details, Status, Other details and User role branches.

From **Home** screen, click **Security Management**. Under **Security Management**, click **Role**.

**Figure 4-6 Users Maintenance**

The screenshot displays the 'Users Maintenance' interface with the following sections:

- UserDetails:** Username: HIRAK1, Login ID: HIRAK1, Home Branch: LMB.
- Status:** User Status: Enable, Status Changed On: May 26, 2020, Is Supervisor: On, Manager ID: LMADMIN1, Start Date: May 26, 2020, End Date: May 19, 2027, System User: Off.
- Other Details:** Access to PII: On, Staff Customer Restriction Required: Off, Customer ID, Email ID: hb@oracle.com, Telephone Number, Home Phone Number, Mobile Number, Fax, Language Code: ENG.
- User Role Branches:** LMB, ADMIN1, Administrator.
- User Applications:** LMP, LMB, LMS, OBIC, ICL, OBLM Pool, OBLM Batch, OBLM Sweep, Oracle Banking Interest and Charges System, OBLM ICL.
- Customer Access Groups:** No data to display.

 **Note:**  
Make sure that the required Role and User Applications are mapped to the user.

- **First level issues**  
This topic describes the possible issues that may occur during the basic investigation.



## 4.2.1 First level issues

This topic describes the possible issues that may occur during the basic investigation.

This topic contains the following subtopics:

- [Error Message not shown](#)  
This topic describes about Error Message not shown.
- [Setting Log file path](#)  
This topic describes about Setting Log file path.
- [Dynamic log generation issues](#)  
This topic describes about Dynamic log generation issues.
- [Call is failing in Gateway](#)  
This topic describes about Call is failing in Gateway.
- [Logs are not generated](#)  
This topic describes about Logs are not generated.
- [Code error in GCS side](#)  
This topic describes about the error code in GCS Side.
- [404 Error](#)  
This topic describes about the 404 Error
- [500 Internal Error](#)  
This topic describes about the 500 Internal Error

### 4.2.1.1 Error Message not shown

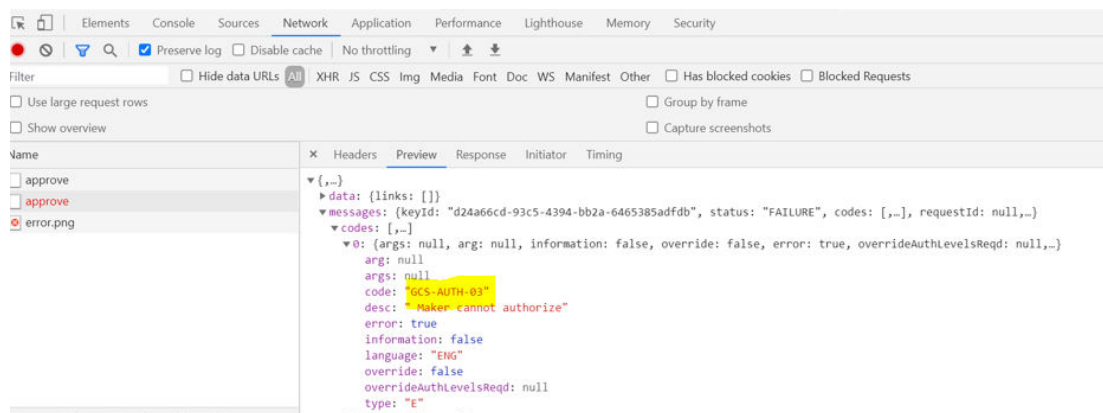
This topic describes about Error Message not shown.

If there are any improper calls, check the ERTB\_MSGS table of the respective schema to understand the cause of the error.

1. Press **F12** to open the **Networks**.
2. Check the error code in the response.

**Query:** SELECT \* FROM ERTB\_MSGS WHERE ERR\_CODE='GCS\_AUTH-03'

**Figure 4-7 Error Code**



### 4.2.1.2 Setting Log file path

This topic describes about Setting Log file path.

Log generation path needs to be defined in **PLATO\_LOGGER\_PARAM\_CONFIG** table of PLATO schema.

**Query:** Select \* from PLATO\_LOGGER\_PARAM\_CONFIG;

**Figure 4-8 PLATO\_LOGGER\_PARAM\_CONFIG**

ID	MODIFY_FIELD	PARAM_NAME	PARAM_VAL
1	1 N	LOG_PATH	/scratch/oblm/request-logs
2	2 N	LOG_LEVEL	INFO
3	3 N	LOG_MSG_WITH_TIME	Y

### 4.2.1.3 Dynamic log generation issues

This topic describes about Dynamic log generation issues.

For generating dynamic service logs, insert the data to **PLATO\_DEBUG\_USERS** table.

**Query:** Select \* from PLATO\_DEBUG\_USERS;

**Figure 4-9 Service Logs**

Name	Size	Changed	Rights
oblm-dashboard-services_OBLM02_LMB_2021-05-05.log	7,341 KB	5/5/2021 6:55:20 PM	rw-r---
oblm-maintenance-services_OBLM02_LMB_2021-05-05.log	5,551 KB	5/5/2021 6:54:01 PM	rw-r---
oblm-batch-services_OBLM02_LMB_2021-05-05.log	103 KB	5/5/2021 6:53:43 PM	rw-r---
oblm-integration-services_OBLM02_LMB_2021-05-05.log	732 KB	5/5/2021 6:52:31 PM	rw-r---
oblm-structure-services_OBLM02_LMB_2021-05-05.log	1,443 KB	5/5/2021 5:25:00 PM	rw-r---
oblm-structure-services_OBLM04_LMB_2021-05-05.log	1,225 KB	5/5/2021 5:00:00 PM	rw-r---
oblm-integration-services_OBLM04_LMB_2021-05-05.log	323 KB	5/5/2021 5:00:00 PM	rw-r---

**Note:**

Login to WINSOCP and check server logs. Log files for each service will be generated based on the user\_id, branch\_code and date at the path provided in the plato\_logger\_param\_config table

Figure 4-10 PLATO\_DEBUG\_USERS

```
select * from plato_debug_users
```

ID	DEBUG_ENABLED	SERVICE_CODE	USER_ID
1	91 Y	cmc-account-services	OBLM02
2	26 Y	oblm-batch-services	OBLM02
3	27 Y	oblm-cash-concentration-services	OBLM02
4	28 Y	oblm-dashboard-services	OBLM02
5	29 Y	oblm-integration-services	OBLM02
6	30 Y	oblm-maintenance-services	OBLM02
7	31 Y	oblm-pool-services	OBLM02
8	32 Y	oblm-report-services	OBLM02
9	33 Y	oblm-rtl-services	OBLM02
10	34 Y	oblm-structure-services	OBLM02
11	35 Y	oblm-sweep-services	OBLM02
12	36 Y	oblm-icl-services	OBLM02

### 4.2.1.4 Call is failing in Gateway

This topic describes about Call is failing in Gateway.

If any API call is failing in Gateway, hit the same API endpoint without passing through api-gateway via the postman.

Figure 4-11 API Gateway

GET http://whf00bjp.in.oracle.com:7205/oblm-maintenance-services/account?customerId=HDFC

Headers (11):

KEY	VALUE	DESCRIPTION
appld	LMM	
branchCode	LMB	

Status: 200 OK Time: 881 ms Size: 16.88 KB

```

1 {
2   "data": [
3     {
4       "keyId": "668792b5-343e-4b19-8bf5-197a5fd91d5f",
5       "makerId": "KANNAN1",
6       "makerDateStamp": "2018-11-30T04:29:29.000+00:00",
7       "checkerId": "KANNAN2",
8       "checkerDateStamp": "2018-11-30T04:30:25.000+00:00",
9     }
10  ]
11 }

```

**Note:**

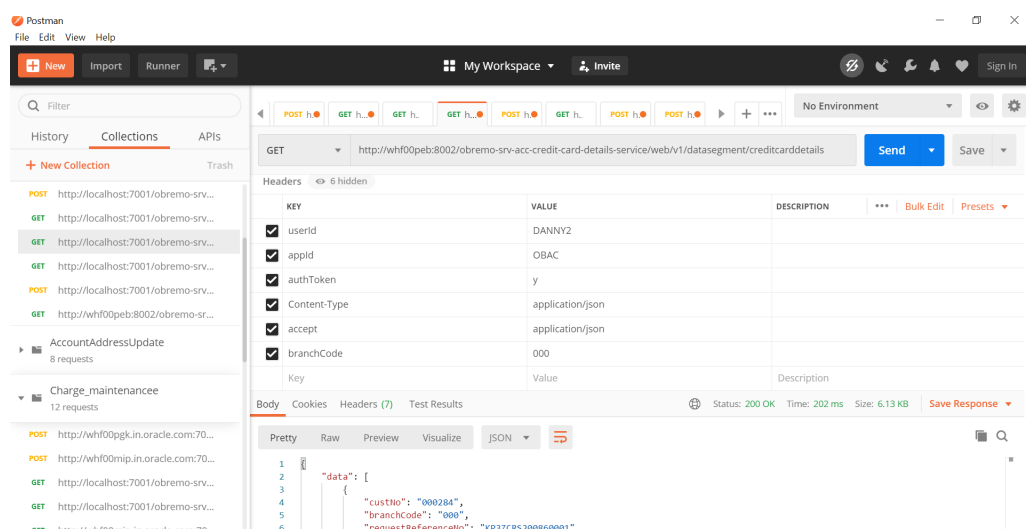
Restart the specific services if required.

### 4.2.1.5 Logs are not generated

This topic describes about Logs are not generated.

If you are not getting logs, put the loggers across API, hit through postman, and test again.

**Figure 4-12 Postman**



### 4.2.1.6 Code error in GCS side

This topic describes about the error code in GCS Side.

If there is any error in GCS side codes, use java de-compiler to debug the error.

### 4.2.1.7 404 Error

This topic describes about the 404 Error

The possible causes for 404 error are as follows:

- Check service is not running on Eureka
- Check if service is deployed in Weblogic

### 4.2.1.8 500 Internal Error

This topic describes about the 500 Internal Error

The possible causes for 500 internal error are as follows:

- Issue with Plato entries
- Issue with Eureka
- Service may not be up
- Issue with any peace of code

The server side debugging is needed for the above-mentioned issues, if it is not captured in logs.

## 4.3 Payment Service Integration Troubleshooting

The topic describes the possible issues that may occur in payment service integration.

The possible issues and causes are described in the following subtopics:

- [Balance Fetch \(FCUBS\) is failing](#)  
This topic describes about the Balance Fetch (FCUBS) is failing.
- [Accounting call \(FCUBS\) is failing](#)  
This topic describes about the Accounting call (FCUBS) is failing
- [OBPM call is failing](#)  
This topic describes about the OBPM call is failing

### 4.3.1 Balance Fetch (FCUBS) is failing

This topic describes about the Balance Fetch (FCUBS) is failing.

If Balance Fetch call (FCUBS) is failing, check the lmx\_tb\_messageLog table for the request and response xml. Execute the following query to verify results:

```
SELECT * FROM LMX_TB_MESSAGE_LOG WHERE EXTSYSLOG_ID IN (SELECT ID FROM LMX_TB_EXTERNAL_SYSTEM_LOG WHERE STRUCTURE_ID = 'ST2021218141725' and METHOD_NAME='BALANCEREQ') AND MSG_LOGDATE='23-FEB-21'
```

**Figure 4-13 Balance Fetch (FCUBS) is failing**

The screenshot shows a SQL query window with the following query:

```
SELECT * FROM LMX_TB_MESSAGE_LOG ltbl WHERE EXTSYSLOG_ID IN (SELECT ID FROM LMX_TB_EXTERNAL_SYSTEM_LOG ltesl WHERE STRUCTURE_ID = 'ST2021218141725' and method_name='BALANCEREQ') and msg_logdate='23-FEB-21'
```

The query result shows one row of data:

ID	EXTSYSLOG_ID	REQUEST_MESSAGE	RESPONSE_MESSAGE	MSG_LOGDATE
1	b4e50d4d-2bab-4e0c-ae...	0b21de93-902f-4416-a...	<soapenv:Envelope xmlns:soape... <?xml version="1.0" encoding="UTF-8"?><S...	23-FEB-21

### 4.3.2 Accounting call (FCUBS) is failing

This topic describes about the Accounting call (FCUBS) is failing

If accounting call (FCUBS) is failing, check the LMX\_TB\_MESSAGE\_LOG table for the request and response xml. Execute the following query to verify results:

```
SELECT * FROM LMX_TB_MESSAGE_LOG WHERE EXTSYSLOG_ID IN (SELECT ID FROM LMX_TB_EXTERNAL_SYSTEM_LOG WHERE STRUCTURE_ID =
```

```
'ST2021218141725' and METHOD_NAME=' FCUBSIFSERVICEFSFS') AND
MSG_LOGDATE='23-FEB-21'
```

**Figure 4-14 Account calling (FCUBS) is failing**

Worksheet Query Builder

```
SELECT * FROM LMX_TB_MESSAGE_LOG lmes1 WHERE EXTSYSLOG_ID IN (SELECT ID FROM LMX_TB_EXTERNAL_SYSTEM_LOG ltes1
WHERE STRUCTURE_ID = 'ST2021218141725' and method_name='FCUBSIFSERVICEFSFS') and msg_logdate='14-AUG-20'
```

Query Result x

All Rows Fetched: 9 in 0.515 seconds

ID	EXTSYSLOG_ID	REQUEST_MESSAGE	RESPONSE_MESSAGE	MSG_LOGDATE
1 7b5acb86-a4e6-40a3-a990-918bfdc67d83 d20ffdf1-e5e7-41d0-82e...		<soapenv:Envelop...	<?xml version="1.0" enc...	14-AUG-20
2 2d04f586-eafc-485d-adf2-f0da509218d5 7efcb00a-043b-4d1b-af1...		<soapenv:Envelop...	<?xml version="1.0" enc...	14-AUG-20
3 ee67e50c-982c-4e28-b259-af22b8168077 de57706b-72e1-41f8-865...		<soapenv:Envelop...	<?xml version="1.0" enc...	14-AUG-20

### 4.3.3 OBPM call is failing

This topic describes about the OBPM call is failing

If OBPM call is failing, check the LMX\_TB\_MESSAGE\_LOG table for the request and response xml. Execute the following query to verify results:

```
SELECT * FROM LMX_TB_MESSAGE_LOG WHERE EXTSYSLOG_ID IN (SELECT
ID FROM LMX_TB_EXTERNAL_SYSTEM_LOG WHERE STRUCTURE_ID =
'ST2021218141725' AND MET
```

## 4.4 Troubleshooting SMS Errors

This topic describes about Troubleshooting SMS Errors.

The possible issues occur in Security Management System are mentioned below.

- Unable to login after launching the application.
- Menus are not displayed after logging in.

## 4.5 Oracle Banking Routing Hub Configuration

This topic describes about Oracle Banking Routing Hub configuration.

Refer to **Routing Hub Configuration User Guide** for the detailed explanation.

# 5

## Troubleshooting OutOfMemory issues

This topic describes about Troubleshooting OutOfMemory issues

This topic contains the following subtopics:

- [Extracting Heapdump](#)  
This topic describes about Extracting Heapdump.
- [JFR Tool in Java](#)  
This topic describes about JFR Tool in Java.
- [Quick Recovery](#)  
This topic provides the troubleshooting Quick Recovery.

### 5.1 Extracting Heapdump

This topic describes about Extracting Heapdump.

If there is an error like GC Overhead limit exceeded or OutOfMemoryException is thrown while starting the services, the following details need to be shared.

This topic contains the following subtopics:

- [Heap Dump](#)  
This topic describes about Heap Dump.

#### 5.1.1 Heap Dump

This topic describes about Heap Dump.

A heap dump is a snapshot of objects that are in memory in the JVM at a certain timestamp in a transaction. Heap dumps help to troubleshoot memory-leak problems and optimize memory usage in microservices. Heap dumps are usually stored in binary format hprof files.

The HeapDumpOnOutOfMemoryError command-line option that generates a heap dump when a java.lang.OutOfMemoryError is thrown can be used to generate heap dumps:

```
java -XX:+HeapDumpOnOutOfMemoryError -XX:HeapDumpPath=<file-or-dir-path>
```

This topic contains the following subtopics:

- [Remote Heap Monitor setup](#)  
This topic describes about Remote Heap Monitor setup.

##### 5.1.1.1 Remote Heap Monitor setup

This topic describes about Remote Heap Monitor setup.

Alternatively, one can setup remote heap monitor to observe the memory leaks in the product. Perform the following steps:

1. To enable jmx, set the following environment variable to start jmx:

- -Dcom.sun.management.jmxremote
- -Dcom.sun.management.jmxremote.port=8888
- -Dcom.sun.management.jmxremote.authenticate=false
- -Dcom.sun.management.jmxremote.ssl=false

 **Note:**

If the above variable are set, a jmx service will start on specified port.

2. Setup JVisualVM as follows, to collect heap dumps:
  - Start JVisualVM.
  - Under "Remote" option, add a host.
  - Under new host, add new jmx connection.

 **Note:**

With this setup, the JAVA process can be monitored remotely.

## 5.2 JFR Tool in Java

This topic describes about JFR Tool in Java.

Java Flight Recorder (JFR) is a tool for collecting diagnostic and profiling data about a running Java application. It is integrated into the Java Virtual Machine (JVM) and causes almost no performance overhead, so it can be used even in heavily loaded production environments.

The below documentation provides steps to use JFRs to collect performance details and profiling data of services and can be used to report performance issues for OBMA services.

## 5.3 Quick Recovery

This topic provides the troubleshooting Quick Recovery.

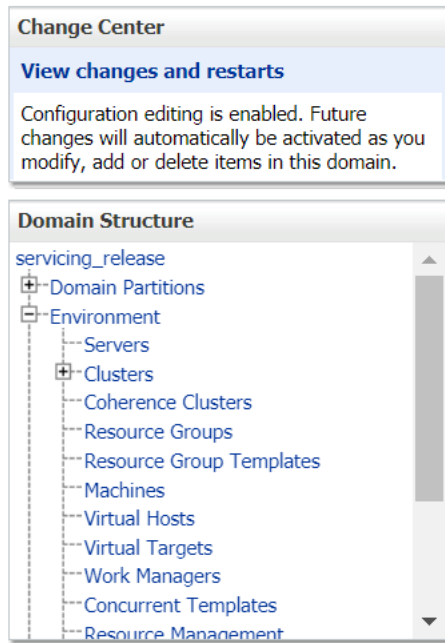
As a quick fix, try to restart the managed server or try to increase the memory allocated to the managed server.

Perform the following steps to increase the memory:

1. Click **Servers**.

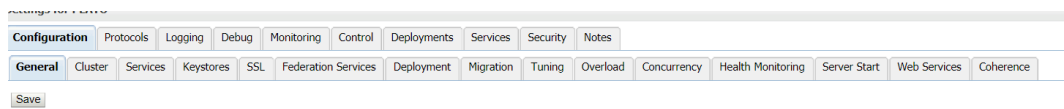


**Figure 5-1 Domain Structure**



2. Select the managed server from which you are getting `OutOfMemoryException` or GC Overhead Limit exceeded, and click **Server Start** tab.

**Figure 5-2 Server Start**



3. Specify the memory (which needs to be increased) according to requirement in 512, 1024, 2048 etc., and restart the managed server to fix the issue.

**Figure 5-3 Memory Requirements**



# 6

## Troubleshooting Deployment Errors/Exceptions

This topic describes the troubleshooting information for Errors/Exceptions that can occur due to flyway while deployment.

### Errors / Exceptions on Flyway Deployment

The error description is given below:

```
org.springframework.beans.factory.UnsatisfiedDependencyException:  
Error creating bean with name 'application': Unsatisfied dependency  
expressed through field 'flywayApplicationConfig'; nested exception is  
org.springframework.beans.factory.BeanCreationException: Error creating  
bean with name 'executeDomain' defined in class path resource  
[oracle/fsgbu/plato/flyway/FlywayConfig.class]: Bean instantiation via  
factory method failed; nested exception...SQL State : 42000
```

In the error, the bean-name can be any of the following:

- **executeDomain**
- **executePlato**
- **executePlatoSec**
- **executePlatoUI**
- **executeSms**
- **executeCmc**
- **executeMidofcmc**
- **executePlatofeed**
- **executePlatobatch**
- **executePlatoorch**

### Solution for Errors/Exceptions

- At first for each case,, the service through Plato-configuration-service should be checked to see if it is suggesting the correct scheme via the **plato-config-service**.
- After checking that it is to be ensured for that particular APPLICATION, the following entries are present in the PROPERTIES table in the plato Schema.

**Table 6-1 Properties Table**

BEAN	PROPERTY_SET NEED TO BE PRESENT
executeDomain	flyway.domain.db.*
executePlato	flyway.plato.db.*

**Table 6-1 (Cont.) Properties Table**

BEAN	PROPERTY_SET NEED TO BE PRESENT
executePlatoSec	flyway.platosec.db.*
executePlatoUI	flyway.platoui.db.*
executeSms	flyway.sms.db.*
executeCmc	flyway.cmc.db.*
executeMidofcmc	flyway.domain.db.*
executePlatoFeed	flyway.platofeed.db.*
executePlatoBatch	flyway.platobatch.db.*
executePlatoOrch	flyway.platoorch.db.*

Depending on whether for the flyway db connection, JNDI name is being used or the JDBC URL and other details are used, each property set will look as follows:

**CASE 1: USING JDBC**

```
flyway.domain.db.username
flyway.domain.db.password
flyway.domain.db.jdbcUrl
flyway.domain.db.driver-class-name
flyway.domain.schemas
flyway.domain.locations
flyway.domain.placeholderReplacement
flyway.domain.ignoreMissingMigrations
flyway.domain.outOfOrder
```

**CASE 2: USING JNDI**

```
flyway.domain.db.jndi
flyway.domain.schemas
flyway.domain.locations
flyway.domain.placeholderReplacement
flyway.domain.ignoreMissingMigrations
flyway.domain.outOfOrder
flyway.jndi.datasource.enabled
```

In each case, make sure that all the relevant placeholders are available in the scripts in the respective locations.

**Error Description:**

```
No value provided for placeholder: ${eureka.host}. Check your
configuration!
```

In the example above, an error occurred due to the absence of passing the following parameter in the properties table:

```
flyway.domain.placeholders.eureka.host
```

**Solution:**

Similarly, any placeholder where the error occurred must pass to the environment through the properties table or the command line arguments (as -D parameters).

# A

## Business Error Codes

This topic describes about error codes and messages.

**Table A-1 List of Error Codes**

Error code	Description	Type (E-Error,W-Warning,I-Information)
GCS-AUTH-01	Record Successfully Authorized	I
GCS-AUTH-02	Valid modifications for approval were not sent. Failed to match	E
GCS-AUTH-03	Maker cannot authorize	E
GCS-AUTH-04	No valid unauthorized modifications found for approval.	E
GCS-CLOS-002	Record Successfully Closed	I
GCS-CLOS-01	Record Already Closed	E
GCS-CLOS-02	Record Successfully Closed	I
GCS-CLOS-03	Unauthorized record cannot be closed, it can be deleted before first authorization	E
GCS-COM-001	Record does not exist	E
GCS-COM-002	Invalid version sent, operation can be performed only on latest version	E
GCS-COM-003	Please Send Proper ModNo	E
GCS-COM-004	Please send makerId in the request	E
GCS-COM-005	Request is Null. Please Resend with Proper Values	E
GCS-COM-006	Unable to parse JSON	E
GCS-COM-007	Request Successfully Processed	I
GCS-COM-008	Modifications should be consecutive.	E
GCS-COM-009	Resource ID cannot be blank or "null".	E
GCS-COM-010	You have successfully cancelled \$1.	I
GCS-COM-011	Argghhh, \$1 failed to update.	E
GCS-DEL-001	Record deleted successfully	I
GCS-DEL-002	Record(s) deleted successfully	I
GCS-DEL-003	Modifications didnt match valid unauthorized modifications that can be deleted for this record	E
GCS-DEL-004	Send all unauthorized modifications to be deleted for record that is not authorized even once.	E
GCS-DEL-005	Only Maker of first version of record can delete modifications of record that is not once authorized.	E
GCS-DEL-006	No valid unauthorized modifications found for deleting	E
GCS-DEL-007	Failed to delete. Only maker of the modification(s) can delete.	E
GCS-MOD-001	Closed Record cannot be modified	E

Table A-1 (Cont.) List of Error Codes

Error code	Description	Type (E-Error,W-Warning,I-Information)
GCS-MOD-002	Record Successfully Modified	I
GCS-MOD-003	Record marked for close, cannot modify.	E
GCS-MOD-004	Only maker of the record can modify before once auth	E
GCS-MOD-005	Not amendable field, cannot modify	E
GCS-MOD-006	Natural Key cannot be modified	E
GCS-MOD-007	only the maker can modify the pending records.	E
GCS-OPEN-01	Teller Batch Record Already Opened	E
GCS-OPEN-01	Record Already Opened	E
GCS-REOP-003	Successfully Reopened	I
GCS-REOP-004	Unauthorized record cannot be reopened, record should be closed and authorized	E
GCS-REOP-01	Unauthorized Record cannot be Reopened	E
GCS-REOP-02	Failed to Reopen the Record, cannot reopen Open records	E
GCS-REOP-03	Successfully Reopened	I
GCS-SAV-001	Record already exists	E
GCS-SAV-002	Record Saved Successfully.	I
GCS-SAV-003	Congratulations!! The record is saved and validated successfully.	I
GCS-SAV-004	Currency Code should be unique	E
GCS-SAV-005	Min cash holding should be lesser than Max cash holding	E
GCS-VAL-001	Congratulations!! Your record is successfully validated.	I
ST-SAVE-027	Request Successfully Processed	I
CC-HST-001	Active \$1 exist for the Host Code	E
CC-MOD-001	\$1 cannot be modified	E
CC-MOD-INV	\$1 is invalid	E
CMC-LOV-007	Invalid Limit Currency	E
CMC-LOV-011	Invalid Version	E
CC-ACC-002	Currency should be null for Multi-Currency Account	E
CC-ACC-102	Record already exist for Source Branch and Source Account No combination	E
CC-ACC-169	Reopen not allowed for a closed Customer No	E
CC-EC-002	Record already exist for Account IBAN	E
CC-NUL-001	\$1 cannot be null	E
CMC-ACC-FOR01	Cannot reopen forgotten account	E
CMC-ACC-PII01	User doesnt have access to PII data, cannot perform create or modify operations	E
CC-01015	Default BIC Is Checked For More Than One BIC	E
CC-01016	Swift Address is Mandatory	E
CC-01017	Default BIC Is Not Checked For any BIC	E

Table A-1 (Cont.) List of Error Codes

Error code	Description	Type (E-Error,W-Warning,I-Information)
CC-01018	Same Swift Address is present more than once	E
CC-01019	Mismatch in bank code	E
CC-BNK-001	Branch code is in Open status. Close not allowed.	E
CC-BNK-002	Reopen not allowed for a closed Branch Code	E
CC-BNK-003	Only one Bank Code is allowed.	E
CC-BRN-101	Active account/accounts exist for the branch code. Close not allowed.	E
CC-BRN-102	This is HO branch. Close not allowed.	E
CC-CUS-17	Kindly Enter a Valid Walkin Customer	E
CMC-BRN-100	Branch Status retrieved Successfully	I
CMC-BRN-101	Branch does not exist	E
CMC-BRN-CD01	Date changed successfully	I
CMC-BRN-CD02	Failed to change date, holiday list not maintained properly	E
CMC-BRN-EOD01	Branch Status not in TI, cannot initiate EOD	E
CMC-BRN-EOD02	EOD invoked for the branch	I
CMC-BRN-EOD03	Invalid Branch Code	E
CMC-BRN-EOD04	Eod Requested on Date is not Branch's Today	E
CMC-BRN-EOD05	EOD cannot be invoked on a holiday	E
CMC-BRN-EOD06	Date changed successfully	I
CMC-BRN-EOD07	EOD not invoked, cannot initiate change date	E
CMC-BRN-EOD08	EOF1 job not completed, cannot initiate change date	E
CMC-BRN-EOD09	EOD not invoked, cannot initiate mark TI	E
CMC-BRN-EOD10	Date Change job not completed, cannot initiate TI for next day	E
CMC-BRN-EOD11	Mark TI successful	I
CMC-BRN-EOD12	Branch status not in TI, cannot initiate MarkEOF1	E
CMC-BRN-EOD13	Branch status not in EOF1, cannot change Date	E
CMC-BRN-EOD14	Branch status for next working date update to BOD	I
CMC-BRN-EOD15	Branch status not in BOD, cannot mark TI	E
CMC-BRN-EOD16	Branch status for next working date update to TI	I
CMC-BRN-EOD17	Branch Status Changed to EOF1	I
CMC-BRN-EOD18	Invoke Mark TI failed	E
CMC-BRN-EOD19	Date change completed cannot retrigger	E
CMC-BRN-EOD20	Mark TI completed cannot retrigger	E
CMC-BRN-EOD21	Date changed failed	E
CMC-BRN-EOD30	Invalid requested date, failed to parse	E
CMC-BRN-EOD31	Mark Eoti retry initiated	I
CMC-BRN-EOD32	Cannot retry Mark EOF1 which has not failed	E
CMC-BRN-EOD33	Date Changed successfully. \$1	E
CMC-BRN-EOD34	BOD Batches completed successfully.	I

Table A-1 (Cont.) List of Error Codes

Error code	Description	Type (E-Error,W-Warning,I-Information)
CMC-BRN-EOD35	BOD Batches retrIGGERED successfully. \$1	E
CMC-BRN-EOD36	\$1. Hence EOFI Failed.	E
CC-CUS-167	Record already exist for customer no and source_system_cust_no combination	E
CC-CUS-169	Active account/accounts exist for the customer no	E
CMC-CUS-FOR01	Record successfully deleted	I
CMC-CUS-PII01	User doesnt have access to PII data, cannot perform create or modify operations	E
CMC-FORC-001	Request is null, not valid.	E
CMC-FORC-002	Forget customers request created successfully.	I
CMC-FORC-003	Failed to create forget entities request.	E
CMC-FORC-004	Invalid id sent, id null	E
CMC-FORC-005	Already authorized	E
CMC-FORC-006	Authorized successfully	I
CMC-FORC-007	Record not found, invalid id.	E
CMC-FORC-008	Cannot delete authorized record	E
CMC-FORC-009	Record successfully deleted	I
CMC-FORC-010	Invalid Customer \$1 added, customer should be valid and in closed and authorized state without pending maintenance	E
CMC-FORC-011	Invalid request. Duplicate requests for customer number \$1	E
ST-CUS-167	Record already exist for customer no and source_system_cust_no combination	E
CMC-CCY-001	Duplicate records exists in Amount word currency Mapping	E
CMC-CCY-002	Duplicate records exists in Amount Text Mapping	E
CMC-CCY-003	Cannot change Currency Decimal for once authorized currencies	E
CMC-CCY-004	Cannot Change round unit if the round rule is Truncate (T)	E
CMC-CCY-005	Mandatory field Interest Method is not entered	E
CMC-CCY-006	Mandatory field Spot Days is not entered	E
CMC-CCY-007	Mandatory field Settlement Days is not entered	E
CMC-CCY-008	Mandatory field Country is not entered	E
CMC-CCY-009	Mandatory field Rule is not entered	E
CMC-CCY-010	Value should be in range of 0 and 999 for Settlement Days	E
CMC-CCY-011	Mandatory field Unit is not entered	E
CMC-CCY-012	Decimals/ Rounding Unit Mismatch	E
CMC-CCY-013	Numerator of Interest Method is not Actual	E
CMC-CCY-014	Duplicate Alternate Currency Code	E
CMC-CCY-015	Duplicate ISO Numeric Currency Code	E
CMC-CCY-016	Duplicate Euro currency	E



Table A-1 (Cont.) List of Error Codes

Error code	Description	Type (E-Error,W-Warning,I-Information)
CMC-CCY-017	Euro Conversion required cannot be changed for the currency types out, Euro and Euro closed	E
CMC-CCY-018	Spot days is less than x netting days	E
CMC-CCY-019	Currency Cut Off days cannot be greater than spot days for currency	E
CMC-CCY-020	Spot Days for currency cannot be lesser than cut off days for currency	E
CMC-CCY-021	Value should be in range of 1 and 99 for Cut Off Days	E
CMC-CCY-022	Value should be in range of 1 and 23 for Cut Off Hour	E
CMC-CCY-023	Value should be in range of 1 and 59 for Cut Off Min	E
CMC-CCY-024	Value cannot be less than .00000 for Currency Total limit	E
CMC-CCY-025	Value should be in range of 0 and 3 for Currency Decimal	E
CMC-CCY-026	Country Code is Mandatory	E
CMC-CCY-027	Duplicate records exists in Currency Country Mapping	E
CMC-CCY-028	Mandatory field Country is not entered in Currency Country Mapping	E
CMC-CCY-029	Currency Code is NULL	E
CMC-CCY-030	Date is NULL	E
CMC-CCY-031	Date is Invalid (should be in yyyy-mm-dd format)	E
CMC-CCY-032	No record found	E
CMC-CCY-033	Next/Previous indicator is NULL (should be either N or P)	E
CMC-CCY-034	Next/Previous indicator is Invalid (should be either N or P)	E
CMC-CCY-035	Lower Limit Date is Invalid (should be in yyyy-mm-dd format)	E
CMC-CCY-036	Upper Limit Date is Invalid (should be in yyyy-mm-dd format)	E
CMC-CCY-037	Offset is NULL	E
CMC-CCY-038	Offset is Invalid (should be > 0)	E
CMC-CCY-039	Input date should be between Upper limit date and Lower limit date	E
CMC-CCY-040	Duplicate records exists in CurrencyHolidays	E
CMC-CCY-041	Mandatory Through Currency Code is not entered	E
CMC-CCY-042	Cannot change spread definition option for through currency pair	E
CMC-CCY-043	Through currency should be blank if the through currency is unchecked	E
CMC-CCY-044	Through currency has to be of type Euro	E

Table A-1 (Cont.) List of Error Codes

Error code	Description	Type (E-Error,W-Warning,I-Information)
CMC-CCY-045	Through Currency is not allowed for Euro In Currency Pair	E
CMC-CCY-046	Points multiplier should be in the range 0 - 1	E
CMC-CCY-047	MidRate is invalid	E
CMC-CCY-048	BuySpread is invalid	E
CMC-CCY-049	SaleSpread is invalid	E
CMC-CCY-050	Atleast one Currency Rate Should be Maintained	E
CMC-CCY-051	Duplicate records exists in Rate	E
CMC-CCY-052	Currency Code is NULL	E
CMC-CCY-053	Currency Code is Empty	E
CMC-CCY-054	Amount is NULL	E
CMC-CCY-055	Option is NULL	E
CMC-CCY-056	Option is Empty	E
CMC-CCY-057	Method is NULL	E
CMC-CCY-058	Method is Empty	E
CMC-CCY-059	Decimal is NULL	E
CMC-CCY-060	Units is NULL	E
CMC-CCY-061	Maintenance Country is NULL	E
CMC-CCY-062	Maintenance Country is Empty	E
CMC-CCY-063	Currency1/Currency2/branch Code is NULL	E
CMC-CCY-065	Error in conversion	E
CMC-CCY-066	Rate is not handled for currency1 and currency2	E
CMC-CCY-067	Rate is not handled for currency2 and currency1	E
CMC-CCY-068	Error in Amount rounding	E
CMC-CCY-069	Currency definition is not maintained for given currency and maintenance country	E
CMC-CCY-070	Error in getting branch currency and country	E
CMC-CCY-071	Error in getting currency pair for currency1 and currency2	E
CMC-CCY-072	Error in getting Premium points for currency1 and currency2	E
CMC-CCY-073	Error in getting rate with through currency	E
CMC-CCY-074	Error in getting Rate	E
CMC-CCY-075	Rate History is not handled for currency1 and currency2	E
CMC-CCY-076	Rate History is not handled for currency2 and currency1	E
CMC-CCY-077	Currency Pair is not maintained	E
CMC-CCY-078	Error in purging	E
CMC-CCY-079	Data inadequate in currency Pair Definition	E
CMC-LOV-002	Invalid Currency	E
CMC-LOV-003	Cannot Close the record for which rates are maintained	E

Table A-1 (Cont.) List of Error Codes

Error code	Description	Type (E-Error,W-Warning,I-Information)
CMC-LOV-004	Invalid Language Code	E
CMC-LOV-005	Invalid Country	E
CMC-LOV-006	Invalid GLCode	E
CMC-LOV-008	Invalid Year	E
CMC-LOV-009	Invalid Month	E
CMC-LOV-010	Amount Limit Exceeds	E
CMC-LOV-012	Rate Type \$1 is invalid	E
CC-ECA-001	Active \$1 exist for the Source System	E
CMC-LOV-001	Invalid Source Code	E
CC-BIC-010	Bic code is being used in branch maintenance. Close not allowed.	E
CC-BIC02	The BIC code does not conform to SWIFT standards	E
CC-BIC05	Record already maintained for the customer no	E
CC-C00100	Relationship cannot be No for a Customer Linked BIC Code	E
SW-ERR-001	Sweep not allowed at System level	I
SW-ERR-002	Structure is not active or paused	I
SW-ERR-003	Header account is not active	I
SW-ERR-004	Sweep already pending for structure	I
SMS-LOV-001	Invalid Home Branch	E
CMC-VAM-001	Rolled Back Due to Exception	E
ACCPROD-ERR-01	Unhandled Exception occurred	E
ACCPROD-ERR-02	Invalid Product Accounting entry setup	E
IC-ACCERR-01	Branch Dates could not be resolved	E
IC-ACCERR-02	Failed while fetching user globals	E
IC-ACCERR-03	Could not get account	E
IC-ACCERR-04	Failed during Lookup	E
IC-ACCERR-05	Unhandled exception occurred during Lookup	E
IC-ACCERR-06	Bombed while converting the amount	E
IC-ACCERR-11	Unhandled Exception occurred	E
IC-CHGERR-01	Failed while fetching user globals	E
IC-CHGERR-02	Branch Dates could not be resolved	E
IC-CHGERR-03	Could not get account	E
IC-CHGERR-04	Could not get account	E
IC-CHGERR-05	Error Occurred during Initialization	E
IC-CHGERR-06	Bombed while converting the amount	E
IC-CHGERR-07	Failed while deriving charge amount	E
IC-CHGERR-08	Failed while deriving min/max amount	E
IC-CHGERR-09	Failed during LCY Conversion	E
IC-CHGERR-10	Failed While Caching Details for Charge Slab	E
IC-CHGERR-11	Problem as both discount amt and discount percentage maintained	E

Table A-1 (Cont.) List of Error Codes

Error code	Description	Type (E-Error,W-Warning,I-Information)
IC-CHGERR-12	Failed while fetching Slab Details	E
IC-CHGERR-13	Failed while fetching Tier Details	E
IC-CHGERR-14	Failed during amount round	E
IC-CHGERR-17	Failed while fetching product details	E
IC-CHGERR-19	Failed during currency conversion	E
IC-CHGERR-23	Failed while fetching Charge Entries	E
IC-CHGERR-24	Failed while Processing Charge	E
IC-CHGERR-25	Failed while updating liqd dates	E
IC-CHGERR-28	Could not get the book type	E
CS-PRD002	Product code cannot be null	E
MM-10051	Product Code should be 4 characters	E
BC-00234	Product End Date cannot be less than today	E
IC-PRD061	Frequency is blank in product preferences	E
IC-PRD054	Value of Accrual Day should be less than or equal to 31	E
IC-PRCBT002	To Period should be greater than From Period	E
IC-PRD201	Interest liquidation frequency has to be monthly and Liquidation at Month End flag has to be checked if the Split Interest Adj for Prev Year is required	E
IC-PRD062	IC Branch Date not available for the current branch	E
IC-BRNC-01	Invalid Branch Parameter	E
IC-RLM069	Length of Rule Id should be equal to 4 characters	E
IC-RL0007	Rule Id has invalid characters	E
IC-RL0008	Blank characters are not allowed in Rule Id	E
IC-RL0009	Rule Id - First character should be an alphabet or underscore	E
IC-RLM061	Accruals Required should be Unchecked when Book F Lag is "Non-Booked" and periodicity is "Daily/Periodic"	E
IC-RLM060	Rounding Required should be checked when Book F Lag is "Booked" and periodicity is "Daily/Periodic"	E
IC-RL0056	Required atleast one booked formula to save the rule	E
IC-RL0048	Requires atleast one formula with a valid expression for a rule	E
IC-RLM044	Result cannot have logical operator	E
IC-RLM016	SDE Id and UDE Id should be different	E
CMC-ACC-SUBAC01	No SubAccounts available for Multi-Currency Account	E
CMC-ACC-SUBAC02	Exactly one account should be primary account	E
CMC-ACC-SUBAC03	Sub Accounts should have unique currency code	E
ACC_PRD-01	Unhandled Exception occurred	E
ACC_PRD-02	Invalid Product Accounting entry setup	E

Table A-1 (Cont.) List of Error Codes

Error code	Description	Type (E-Error,W-Warning,I-Information)
ACC_PRD-03	Product code cannot be null	E
ACC_PRD-04	IC Branch Date not available for the current branch	E
GC-CLS-02	Record Successfully Closed	I
GC-REOP-03	Successfully Reopened	I
IC-ACC-01	Branch Dates could not be resolved	E
IC-ACC-02	Failed while fetching user globals	E
IC-ACC-03	Could not get account	E
IC-ACC-04	Failed during Lookup	E
IC-ACC-05	Unhandled exception occurred during Lookup	E
IC-ACC-06	Bombed while converting the amount	E
IC-ACC-07	Unhandled Exception occurred	E
IC-CHGERR01	Failed while fetching user globals	E
IC-CHGERR02	Branch Dates could not be resolved	E
IC-CHGERR03	Could not get account	E
IC-CHGERR04	Could not get account	E
IC-CHGERR05	Error Occurred during Initialization	E
IC-CHGERR06	Bombed while converting the amount	E
IC-CHGERR07	Failed while deriving charge amount	E
IC-CHGERR08	Failed while deriving min/max amount	E
IC-CHGERR09	Failed during LCY Conversion	E
IC-CHGERR10	Failed While Caching Details for Charge Slab	E
IC-CHGERR11	Problem as both discount amt and discount percentage maintained	E
IC-CHGERR12	Failed while fetching Slab Details	E
IC-CHGERR13	Failed while fetching Tier Details	E
IC-CHGERR14	Failed during amount round	E
IC-CHGERR17	Failed while fetching product details	E
IC-CHGERR19	Failed during currency conversion	E
IC-CHGERR23	Failed while fetching Charge Entries	E
IC-CHGERR24	Failed while Processing Charge	E
IC-CHGERR25	Failed while updating liqd dates	E
IC-CHGERR28	Could not get the book type	E
IC-RULE-01	SDE Id and UDE Id should be different	E
IC-RULE-02	Result cannot have logical operator	E
LMB-ACC-001	Account \$1 uploaded successfully.	I
LMB-ACC-002	Error while authorizing Core Account	E
LMB-ACC-003	Error while saving core Account	E
LMB-ACC-004	Uploaded File \$1 moved successfully to Archival directory	I
LMB-ACC-005	Account Name is null	E
LMB-ACC-006	Account authorized and uploaded successfully	I
LMB-ACC-007	Error while authorizing LM Account	E

Table A-1 (Cont.) List of Error Codes

Error code	Description	Type (E-Error,W-Warning,I-Information)
LMB-ACC-008	Error while saving LM Account	E
LMB-ACC-009	Account Number is null	E
LMB-ACC-010	Balance saved successfully for \$1 ~ \$2 ~ \$3	I
LMB-ACC-011	Host Code is null	E
LMB-BAT-001	Failed to update status of batch.	E
LMB-BAT-002	No content in the uploaded file.	E
LMB-BAT-003	Batch Data Next Run date failed.	E
LMB-BAT-004	No file present in the given path.	E
LMB-BAT-005	Uploaded File \$1 moved successfully to Archival directory.	I
LMB-BAT-006	Error while moving file \$1 to Archival directory.	E
LMB-BAT-007	File Not found in the folder.	E
LMB-BAT-008	ValueDate is null.	E
LMB-BAT-009	ValueDate should be in yyyy-MM-dd format.	E
LMB-BAT-010	File Upload failed.	I
LMB-BAT-011	File Uploaded successfully.	I
LMB-BAT-012	Batch Data Next Run date updated.	I
LMB-BIC-001	Bank Record Authorized successfully in Core bank and Oracle Banking Liquidity Management for \$1.	I
LMB-BIC-002	Error in Bank record saving.	E
LMB-BIC-003	Bic Code \$1 uploaded successfully	I
LMB-BIC-004	Error while authorizing BicDirectory.	E
LMB-BIC-005	Error while saving BicDirectory.	E
LMB-BIC-006	Bic Code \$1 Modified successfully.	E
LMB-BIC-007	Error while modify, authorizing BicDirectory.	E
LMB-BIC-008	Error while modifying BicDirectory	E
LMB-BIC-009	Bic Code \$1 Closed successfully.	E
LMB-BIC-010	Error while close authorizing BicDirectory \$1	E
LMB-BIC-011	Error while Closing BicDirectory.	E
LMB-BIC-012	Bic Code \$1 Unchanged successfully	E
LMB-BOD-001	BOD initiated for branch:- \$1	I
LMB-BOD-002	Failed to initiated BOD - BOD for branch is already in progress.	E
LMB-BOD-003	Failed to initiated BOD - BOD for branch is already executed for day.	I
LMB-BOD-004	Failed to initiated BOD - DATEFLIP for branch is not executed.	E
LMB-BOD-005	Failed to initiated BOD - EOD for branch is in progress.	E
LMB-BOD-006	Failed to initiated BOD - Not a valid Branch.	E
LMB-BOD-007	Failed to initiated BOD	E
LMB-BRAN-001	Branch Record Authorized successfully in Core Branch and Oracle Banking Liquidity Management for \$1	E

Table A-1 (Cont.) List of Error Codes

Error code	Description	Type (E-Error,W-Warning,I-Information)
LMB-BRAN-002	Error in Branch core record saving	E
LMB-BRAN-003	Please mention date in the format - MM/dd/yyyy	I
LMB-BRAN-004	Error in Branch record saving	E
LMB-BRAN-005	Branch Holiday uploaded successfully	E
LMB-BRAN-006	Error while authorizing Branch Holiday.	E
LMB-BRAN-007	Error while saving Branch Holiday	E
LMB-BRAN-008	Year is null	E
LMB-BRAN-009	Holidays is nul1	E
LMB-BRAN-010	Branch Code does not exist.	E
LMB-BRAN-011	Branch Code is null	E
LMB-CTRY-001	Country uploaded successfully.	I
LMB-CTRY-002	Error while authorizing LM Country	E
LMB-CTRY-003	Error while saving LM Country	E
LMB-CTRY-004	Error while authorizing Core Country.	E
LMB-CTRY-005	Error while saving Core Country	E
LMB-CTRY-006	Country Code is null	E
LMB-CTRY-007	Description is null	E
LMB-CTRY-008	IBAN Check is null	E
LMB-CUR-001	Currency CutOff record authorized Successfully in Oracle Banking Liquidity Management	I
LMB-CUR-002	Error in Currency cutoff saving	E
LMB-CUR-003	Currency record authorized Successfully in Oracle Banking Liquidity Management and Common Core for \$1	I
LMB-CUR-004	Error in Currency Definition saving	E
LMB-CUR-005	Error in Currency Core record saving.	E
LMB-CUR-006	Error in Currency saving	E
LMB-CUR-007	Currency Holiday uploaded successfully	I
LMB-CUR-008	Error while authorizing Currency Holiday	E
LMB-CUR-009	Error while saving Currency Holiday	E
LMB-CUR-010	Currency Exchange Rate uploaded successfully	E
LMB-CUR-011	Error while authorizing Currency Exchange Rate	E
LMB-CUR-012	Error while saving Currency Exchange Rate	E
LMB-CUR-0013	Currency 1 is null	E
LMB-CUR-014	Currency 2 is null	E
LMB-CUR-015	Currency Code is null	E
LMB-CUST-001	Customer uploaded successfully	I
LMB-CUST-002	Error while authorizing LM Customer	E
LMB-CUST-003	Error while saving LM Customer	E
LMB-CUST-004	Error while authorizing Core Customer	E
LMB-CUST-005	Error while saving Core Customer	E
LMB-CUST-006	Customer Number is null	E
LMB-CUST-007	Customer Name is null	E

Table A-1 (Cont.) List of Error Codes

Error code	Description	Type (E-Error,W-Warning,I-Information)
LMB-CUST-008	Source System is null	E
LMB-CUST-009	Customer Id does not exist	E
LMB-CUST-010	Parent Customer \$1 does not exist	E
LMB-CUST-011	Customer authorized and uploaded successfully	I
LMB-EOD-001	Failed to initiated EOD - There are Pending Maintenances for Authorization.	E
LMB-EOD-002	Failed to initiated EOD - Branch Contains Sweeps with Pending status.	E
LMB-EOD-003	Failed to initiated EOD - EOD for branch is already completed.	E
LMB-EOD-004	Failed to initiated EOD - EOD for branch is already in progress.	E
LMB-EOD-005	Failed to initiated EOD - Not a valid Branch.	E
LMB-EOD-006	User does not have necessary role.	E
LMB-EOD-007	Failed to initiated EOD.	E
LMB-EOD-008	EOD Post IC initiated for branch:- \$1.	I
LMB-EOD-009	Failed to initiated EOD Post IC - EOD Post IC for branch is already completed.	E
LMB-EOD-010	Failed to initiated EOD Post IC - EOD Post IC for branch is already in progress.	E
LMB-EOD-011	Failed to initiated EOD Post IC - EOD Pre IC for branch is not completed.	E
LMB-EOD-012	Failed to initiated EOD Post IC.	E
LMB-EOD-013	Date Flip for branch completed:- \$1	I
LMB-EOD-014	Failed to initiated Date Flip.	E
LMB-EOD-015	Failed to initiated Date Flip - EOD Post IC for branch is not completed.	E
LMB-EOD-016	Failed to initiated Date Flip - Not a valid Branch.	E
LMB-INT-001	Interface record Authorized Successfully for \$1.	I
LMB-INT-002	External System Id not found for \$1	E
LMB-INT-003	Error in Interface saving.	E
LMB-SWP-001	Sweep Instruction saved and uploaded successfully.	E
LMB-SWP-002	Sweep Instruction Record authorized successfully.	E
LMB-EOD-017	EOD initiated for branch :- \$1.	I
LMB-EOD-018	Failed to initiated EOD - BOD for branch not completed.	E
LMX-INGT-001	Account Pair Record Already Exists.	E
LMX-INGT-002	Message already procesed for external reference \$1.	E
LMX-INGT-003	Account Updated Successfully.	E
LMM-ACC-001	Account Status is Mandatory!!!	E
LMM-ACC-002	Account Category is Mandatory!!!	E
LMM-ACC-003	Account Record Created in IC and Authorized successfully	I



Table A-1 (Cont.) List of Error Codes

Error code	Description	Type (E-Error,W-Warning,I-Information)
LMM-ACC-004	Account Record Authorized successfully but failed to create in IC	E
LMM-ACC-005	Account Record Authorized successfully	I
LMM-ACC-006	Account Category validation Failed	E
LMM-ACC-007	Account Status validation Failed	E
LMM-ACC-008	Branch Validation Failed	E
LMM-ACC-009	Account Group Code Not available	E
LMM-ACC-010	Account Number already exists	E
LMM-ACC-011	Customer Id not mapped with User	E
LMM-ACC-012	Customer Id not available	E
LMM-ACC-013	Account authorized in LM but Failure creating account in IC	E
LMM-ACC-014	Record Successfully Modified and Authorized	I
LMM-ACC-015	Failure Authorizing account	E
LMM-ACC-016	Account Updated Successfully	I
LMM-ACC-017	Account Balances Updated Successfully	I
RMLINK-COM-001	User cannot create/modify own records.	E
LMP-POOL-001	Pool not allowed at System level	I
LMP-POOL-002	No Structure exists with given Structure Id	E
LMP-POOL-003	Pool Initiated for structure	I
LMP-POOL-004	Pool Initiated for Branch	I
LMP-POOL-005	Reallocation Initiated for structure	I
LMP-POOL-006	Reallocation executed for Structures	I
RTL-ERR-001	RTL Structure for account does not exist.	E
LMA-STR-001	Structure Validation Successful!!!	I
LMA-STR-002	Error in Structure Validation!!!	E
LMA-STR-003	Record Successfully Submitted and Authorized	I
LMA-STR-004	Failed to Auto Authorize Record	E
LMA-STR-005	Record Successfully Submitted	I
LMA-STR-006	Failed to Submit Record	E
LMA-STR-007	Empty input data	E
LMA-STR-008	Account Category is mandatory \$1	E
LMA-STR-009	No Header account exists for the structure	E
LMA-STR-010	No Child account exists for the structure	E
LMA-STR-011	Pool Structure Type cannot have Account Type as Sweep	E
LMA-STR-012	Sweep Structure Type cannot have Account Type as Pool	E
LMA-STR-013	Hybrid Structure Type should have both Account Type Pool and Sweep	E
LMA-STR-014	All Selected Accounts must be used in Structure!!!	E
LMA-STR-015	No Linked Account data	E
LMA-STR-016	Structure Status is Incomplete	E

Table A-1 (Cont.) List of Error Codes

Error code	Description	Type (E-Error,W-Warning,I-Information)
LMA-STR-017	No account exists for the structure	E
LMA-STR-018	Interest Method should be I for sweep and hybrid structure	E
LMA-STR-019	Effective Date should be before than end date	E
LMA-STR-020	Central Account Details should be specified for structure having reallocation method as Central Distribution	E
LMA-STR-021	Central Account is not active	E
LMA-STR-022	Central Account does not exist in Oracle Banking Liquidity Management \$1	E
LMA-STR-023	Structure Id or version no is null \$1	E
LMA-STR-024	Structure Type is null	E
LMA-STR-025	Structure Status is null	E
LMA-STR-026	Structure Description is null	E
LMA-STR-027	Structure Effective Date is null	E
LMA-STR-028	Structure End Date is null	E
LMA-STR-029	Structure Priority is null	E
LMA-STR-030	Structure Source is null	E
LMA-STR-031	Structure Post Sweep Balance is null	E
LMA-STR-032	Structure Interest Method is null	E
LMA-STR-033	Structure Balance Type is null	E
LMA-STR-034	Structure FX Rate Pick up is null	E
LMA-STR-035	Account is not active \$1	E
LMA-STR-036	Account is not active or does not exist in Oracle Banking Liquidity Management \$1	E
LMA-STR-037	Child Account \$1 customer \$2 is not child of Parent Customer	E
LMA-STR-038	Child account cannot be a Notional Account \$1	E
LMA-STR-039	Parent Account cannot be an External Account \$1	E
LMA-STR-040	Child of a Notional Account cannot be Sweep Type \$1	E
LMA-STR-041	Pool type account cannot have instruction attached	E
LMA-STR-042	Pool type account cannot have payment instruction attached \$1	E
LMA-STR-043	Sweep type account should have payment instruction attached \$1	E
LMA-STR-044	Sweep Priority should be defined for Account Ref \$1	E
LMA-STR-045	Reverse sweep Frequency should be assigned is reverse sweep is allowed \$1	E
LMA-STR-046	Child Branch not available	E
LMA-STR-047	Parent Branch not available	E
LMA-STR-048	Child Bank not available	E
LMA-STR-049	Parent Bank not available	E

Table A-1 (Cont.) List of Error Codes

Error code	Description	Type (E-Error,W-Warning,I-Information)
LMA-STR-050	Cross Border sweep is not allowed for account pair	E
LMA-STR-051	Domestic not allowed for account pair	E
LMA-STR-052	Cross Currency not allowed for account pair	E
LMA-STR-053	Parent Account Currency is null: \$1	E
LMA-STR-054	Child Account Currency is null: \$1	E
LMA-STR-055	Multi Bank \$1 not allowed for account pair	E
LMA-STR-056	Multi Bank Pool is not allowed	E
LMA-STR-057	Frequency does not exist in system: \$1	E
LMA-STR-058	MBCC cut off getting failed for account pair \$1 for the frequency \$1	E
LMA-STR-059	Header Account of a Pool or Hybrid Structure should be Notional Account \$1	E
LMA-STR-060	Header Account of a Pool or Hybrid Structure should have reallocation method defined \$1	E
LMA-STR-061	Acc Level is not correct for account number \$1	E
LMA-STR-062	Account Sweep priority is same for account number \$1	E
LMA-STR-063	Multiple Instruction frequency should be different \$1	E
LMA-STR-064	System Branch does not exist in Oracle Banking Liquidity Management	E
LMA-STR-065	Error in Account Create/Auth	E
LMA-STR-066	Structure Created and Authorized Successfully \$1	I
LMA-STR-067	Failed to authorize Structure \$1	E
LMA-STR-068	Structure Created Successfully \$1	I
LMA-STR-069	Failed to Create Structure \$1	E
LMA-STR-070	Failed to Create Structure Id:- \$1	E
LMA-STR-071	Customer not mapped with the user	E
LMA-STR-072	No Customer is mapped with the user	E
LMA-STR-073	data[0] may not be null	E
LMA-STR-074	No User Customer Linkage is available	E
LMA-STR-075	Error in Structure creation	E
LMA-STR-076	Failed to validate Structure Id \$1 as customer mapping is not correct	E
LMA-STR-077	Structure Modified and Authorized Successfully - \$1	I
LMA-STR-078	Structure Modified Successfully: \$1	I
LMA-STR-079	Failed to Modify Structure: \$1	E
LMA-STR-080	Failed to Modify Structure Id \$1	E
LMA-STR-081	Failed to Modify Structure Id \$1 as Previous Version of Structure is not available	E
LMA-STR-082	Error in Structure modify	E
LMA-STR-083	Next Run Date Updated..	I

Table A-1 (Cont.) List of Error Codes

Error code	Description	Type (E-Error,W-Warning,I-Information)
LMA-STR-084	Account Record Authorized successfully.	I
LMA-STR-085	Account Record Not Authorized.	E
SW-ERR-005	Structure \$1 does not exist or not active.	E
SW-ERR-006	No Structure selected.	E
SW-ERR-007	No Acc pair selected.	E
SW-ERR-008	Structure is not active:- \$1	E
SW-ERR-009	Sweep Failed for Structures:- \$1	E
SW-ERR-010	Sweep executed for Structures.	I
SW-ERR-011	Account Pair Record Already Exists.	E
SW-ERR-012	Structure Sweep Record Already Exists.	E
SW-ERR-013	User does not have necessary roles/activity assigned.	E
SW-ERR-014	Previous handoff is not completed for account pair \$1	E
IC-PRCBT003	Liquidation Start Date cannot be null	E
SW-ERR-015	Sweep Failed- Account(s) in Structure is on Hold	E
LMC-ERR-001	Fixed amount should be maintained between the range of defined minimum and maximum amount	E
LMC-ERR-002	Instruction is assigned to structure(s). Failed to close	E
LMM-ACC-018	Account Record Modified in IC and Authorized successfully	I
LMM-ACC-019	Account Record Authorized successfully but failed to modify in IC	E
IC-ACC-04	Failed during Lookup	E
IC-ACC-05	Unhandled exception occurred during Lookup	E
IC-ACC-06	Bombed while converting the amount	E
IC-ACC-07	Unhandled Exception occurred	E
IC-CHGERR01	Failed while fetching user globals	E
IC-CHGERR02	Branch Dates could not be resolved	E
IC-CHGERR03	Could not get account	E
IC-CHGERR04	Could not get account	E
IC-CHGERR05	Error Occurred during Initialization	E
IC-CHGERR06	Bombed while converting the amount	E
IC-CHGERR07	Failed while deriving charge amount	E
IC-CHGERR08	Failed while deriving min/max amount	E
IC-CHGERR09	Failed during LCY Conversion	E
IC-CHGERR10	Failed While Caching Details for Charge Slab	E
IC-CHGERR11	Problem as both discount amt and discount percentage maintained	E
IC-CHGERR12	Failed while fetching Slab Details	E
IC-CHGERR13	Failed while fetching Tier Details	E
IC-CHGERR14	Failed during amount round	E

Table A-1 (Cont.) List of Error Codes

Error code	Description	Type (E-Error,W-Warning,I-Information)
IC-CHGERR17	Failed while fetching product details	E
IC-CHGERR19	Failed during currency conversion	E
IC-CHGERR23	Failed while fetching Charge Entries	E
IC-CHGERR24	Failed while Processing Charge	E
IC-CHGERR25	Failed while updating liqd dates	E
IC-CHGERR28	Could not get the book type	E
IC-RULE-01	SDE Id and UDE Id should be different	E
IC-RULE-02	Result cannot have logical operator	E
LMB-ACC-001	Account \$1 uploaded successfully.	I
LMB-ACC-002	Error while authorizing Core Account	E
LMB-ACC-003	Error while saving core Account	E
LMB-ACC-004	Uploaded File \$1 moved successfully to Archival directory	I
LMB-ACC-005	Account Name is null	E
LMB-ACC-006	Account authorized and uploaded successfully	I
LMB-ACC-007	Error while authorizing LM Account	E
LMB-ACC-008	Error while saving LM Account	E
LMB-ACC-009	Account Number is null	E
LMB-ACC-010	Balance saved successfully for \$1 ~ \$2 ~ \$3	I
LMB-ACC-011	Host Code is null	E
LMB-BAT-001	Failed to update status of batch.	E
LMB-BAT-002	No content in the uploaded file.	E
LMB-BAT-003	Batch Data Next Run date failed.	E
LMB-BAT-004	No file present in the given path.	E
LMB-BAT-005	Uploaded File \$1 moved successfully to Archival directory.	I
LMB-BAT-006	Error while moving file \$1 to Archival directory.	E
LMB-BAT-007	File Not found in the folder.	E
LMB-BAT-008	ValueDate is null.	E
LMB-BAT-009	ValueDate should be in yyyy-MM-dd format.	E
LMB-BAT-010	File Upload failed.	I
LMB-BAT-011	File Uploaded successfully.	I
LMB-BAT-012	Batch Data Next Run date updated.	I
LMB-BIC-001	Bank Record Authorized successfully in Core bank and Oracle Banking Liquidity Management for \$1.	I
LMB-BIC-002	Error in Bank record saving.	E
LMB-BIC-003	Bic Code \$1 uploaded successfully	I
LMB-BIC-004	Error while authorizing BicDirectory.	E
LMB-BIC-005	Error while saving BicDirectory.	E
LMB-BIC-006	Bic Code \$1 Modified successfully.	E
LMB-BIC-007	Error while modify, authorizing BicDirectory.	E
LMB-BIC-008	Error while modifying BicDirectory	E
LMB-BIC-009	Bic Code \$1 Closed successfully.	E

Table A-1 (Cont.) List of Error Codes

Error code	Description	Type (E-Error,W-Warning,I-Information)
LMB-BIC-010	Error while close authorizing BicDirectory \$1	E
LMB-BIC-011	Error while Closing BicDirectory.	E
LMB-BIC-012	Bic Code \$1 Unchanged successfully	E
LMB-BOD-001	BOD initiated for branch:- \$1	I
LMB-BOD-002	Failed to initiated BOD - BOD for branch is already in progress.	E
LMB-BOD-003	Failed to initiated BOD - BOD for branch is already executed for day.	I
LMB-BOD-004	Failed to initiated BOD - DATEFLIP for branch is not executed.	E
LMB-BOD-005	Failed to initiated BOD - EOD for branch is in progress.	E
LMB-BOD-006	Failed to initiated BOD - Not a valid Branch.	E
LMB-BOD-007	Failed to initiated BOD	E
LMB-BRAN-001	Branch Record Authorized successfully in Core Branch and Oracle Banking Liquidity Management for \$1	E
LMB-BRAN-002	Error in Branch core record saving	E
LMB-BRAN-003	Please mention date in the format - MM/dd/yyyy	I
LMB-BRAN-004	Error in Branch record saving	E
LMB-BRAN-005	Branch Holiday uploaded successfully	E
LMB-BRAN-006	Error while authorizing Branch Holiday.	E
LMB-BRAN-007	Error while saving Branch Holiday	E
LMB-BRAN-008	Year is null	E
LMB-BRAN-009	Holidays is nul1	E
LMB-BRAN-010	Branch Code does not exist.	E
LMB-BRAN-011	Branch Code is null	E
LMB-CTRY-001	Country uploaded successfully.	I
LMB-CTRY-002	Error while authorizing LM Country	E
LMB-CTRY-003	Error while saving LM Country	E
LMB-CTRY-004	Error while authorizing Core Country.	E
LMB-CTRY-005	Error while saving Core Country	E
LMB-CTRY-006	Country Code is null	E
LMB-CTRY-007	Description is null	E
LMB-CTRY-008	IBAN Check is null	E
LMB-CUR-001	Currency CutOff record authorized Successfully in Oracle Banking Liquidity Management	I
LMB-CUR-002	Error in Currency cutoff saving	E
LMB-CUR-003	Currency record authorized Successfully in Oracle Banking Liquidity Management and Common Core for \$1	I
LMB-CUR-004	Error in Currency Definition saving	E
LMB-CUR-005	Error in Currency Core record saving.	E
LMB-CUR-006	Error in Currency saving	E

Table A-1 (Cont.) List of Error Codes

Error code	Description	Type (E-Error,W-Warning,I-Information)
LMB-CUR-007	Currency Holiday uploaded successfully	I
LMB-CUR-008	Error while authorizing Currency Holiday	E
LMB-CUR-009	Error while saving Currency Holiday	E
LMB-CUR-010	Currency Exchange Rate uploaded successfully	E
LMB-CUR-011	Error while authorizing Currency Exchange Rate	E
LMB-CUR-012	Error while saving Currency Exchange Rate	E
LMB-CUR-0013	Currency 1 is null	E
LMB-CUR-014	Currency 2 is null	E
LMB-CUR-015	Currency Code is null	E
LMB-CUST-001	Customer uploaded successfully	I
LMB-CUST-002	Error while authorizing LM Customer	E
LMB-CUST-003	Error while saving LM Customer	E
LMB-CUST-004	Error while authorizing Core Customer	E
LMB-CUST-005	Error while saving Core Customer	E
LMB-CUST-006	Customer Number is null	E
LMB-CUST-007	Customer Name is null	E
LMB-CUST-008	Source System is null	E
LMB-CUST-009	Customer Id does not exist	E
LMB-CUST-010	Parent Customer \$1 does not exist	E
LMB-CUST-011	Customer authorized and uploaded successfully	I
LMB-EOD-001	Failed to initiated EOD - There are Pending Maintenances for Authorization.	E
LMB-EOD-002	Failed to initiated EOD - Branch Contains Sweeps with Pending status.	E
LMB-EOD-003	Failed to initiated EOD - EOD for branch is already completed.	E
LMB-EOD-004	Failed to initiated EOD - EOD for branch is already in progress.	E
LMB-EOD-005	Failed to initiated EOD - Not a valid Branch.	E
LMB-EOD-006	User does not have necessary role.	E
LMB-EOD-007	Failed to initiated EOD.	E
LMB-EOD-008	EOD Post IC initiated for branch:- \$1.	I
LMB-EOD-009	Failed to initiated EOD Post IC - EOD Post IC for branch is already completed.	E
LMB-EOD-010	Failed to initiated EOD Post IC - EOD Post IC for branch is already in progress.	E
LMB-EOD-011	Failed to initiated EOD Post IC - EOD Pre IC for branch is not completed.	E
LMB-EOD-012	Failed to initiated EOD Post IC.	E
LMB-EOD-013	Date Flip for branch completed:- \$1	I
LMB-EOD-014	Failed to initiated Date Flip.	E
LMB-EOD-015	Failed to initiated Date Flip - EOD Post IC for branch is not completed.	E
LMB-EOD-016	Failed to initiated Date Flip - Not a valid Branch.	E

Table A-1 (Cont.) List of Error Codes

Error code	Description	Type (E-Error,W-Warning,I-Information)
LMB-INT-001	Interface record Authorized Successfully for \$1.	I
LMB-INT-002	External System Id not found for \$1	E
LMB-INT-003	Error in Interface saving.	E
LMB-SWP-001	Sweep Instruction saved and uploaded successfully.	E
LMB-SWP-002	Sweep Instruction Record authorized successfully.	E
LMB-EOD-017	EOD initiated for branch :- \$1.	I
LMB-EOD-018	Failed to initiated EOD - BOD for branch not completed.	E
LMX-INGT-001	Account Pair Record Already Exists.	E
LMX-INGT-002	Message already processed for external reference \$1.	E
LMX-INGT-003	Account Updated Successfully.	E
LMM-ACC-001	Account Status is Mandatory!!!	E
LMM-ACC-002	Account Category is Mandatory!!!	E
LMM-ACC-003	Account Record Created in IC and Authorized successfully	I
LMM-ACC-004	Account Record Authorized successfully but failed to create in IC	E
LMM-ACC-005	Account Record Authorized successfully	I
LMM-ACC-006	Account Category validation Failed	E
LMM-ACC-007	Account Status validation Failed	E
LMM-ACC-008	Branch Validation Failed	E
LMM-ACC-009	Account Group Code Not available	E
LMM-ACC-010	Account Number already exists	E
LMM-ACC-011	Customer Id not mapped with User	E
LMM-ACC-012	Customer Id not available	E
LMM-ACC-013	Account authorized in LM but Failure creating account in IC	E
LMM-ACC-014	Record Successfully Modified and Authorized	I
LMM-ACC-015	Failure Authorizing account	E
LMM-ACC-016	Account Updated Successfully	I
LMM-ACC-017	Account Balances Updated Successfully	I
RMLINK-COM-001	User cannot create/modify own records.	E
LMP-POOL-001	Pool not allowed at System level	I
LMP-POOL-002	No Structure exists with given Structure Id	E
LMP-POOL-003	Pool Initiated for structure	I
LMP-POOL-004	Pool Initiated for Branch	I
LMP-POOL-005	Reallocation Initiated for structure	I
LMP-POOL-006	Reallocation executed for Structures	I
RTL-ERR-001	RTL Structure for account does not exist.	E
LMA-STR-001	Structure Validation Successful!!!	I
LMA-STR-002	Error in Structure Validation!!!	E



Table A-1 (Cont.) List of Error Codes

Error code	Description	Type (E-Error,W-Warning,I-Information)
LMA-STR-003	Record Successfully Submitted and Authorized	I
LMA-STR-004	Failed to Auto Authorize Record	E
LMA-STR-005	Record Successfully Submitted	I
LMA-STR-006	Failed to Submit Record	E
LMA-STR-007	Empty input data	E
LMA-STR-008	Account Category is mandatory \$1	E
LMA-STR-009	No Header account exists for the structure	E
LMA-STR-010	No Child account exists for the structure	E
LMA-STR-011	Pool Structure Type cannot have Account Type as Sweep	E
LMA-STR-012	Sweep Structure Type cannot have Account Type as Pool	E
LMA-STR-013	Hybrid Structure Type should have both Account Type Pool and Sweep	E
LMA-STR-014	All Selected Accounts must be used in Structure!!!	E
LMA-STR-015	No Linked Account data	E
LMA-STR-016	Structure Status is Incomplete	E
LMA-STR-017	No account exists for the structure	E
LMA-STR-018	Interest Method should be I for sweep and hybrid structure	E
LMA-STR-019	Effective Date should be before than end date	E
LMA-STR-020	Central Account Details should be specified for structure having reallocation method as Central Distribution	E
LMA-STR-021	Central Account is not active	E
LMA-STR-022	Central Account does not exist in Oracle Banking Liquidity Management \$1	E
LMA-STR-023	Structure Id or version no is null \$1	E
LMA-STR-024	Structure Type is null	E
LMA-STR-025	Structure Status is null	E
LMA-STR-026	Structure Description is null	E
LMA-STR-027	Structure Effective Date is null	E
LMA-STR-028	Structure End Date is null	E
LMA-STR-029	Structure Priority is null	E
LMA-STR-030	Structure Source is null	E
LMA-STR-031	Structure Post Sweep Balance is null	E
LMA-STR-032	Structure Interest Method is null	E
LMA-STR-033	Structure Balance Type is null	E
LMA-STR-034	Structure FX Rate Pick up is null	E
LMA-STR-035	Account is not active \$1	E
LMA-STR-036	Account is not active or does not exist in Oracle Banking Liquidity Management \$1	E
LMA-STR-037	Child Account \$1 customer \$2 is not child of Parent Customer	E

Table A-1 (Cont.) List of Error Codes

Error code	Description	Type (E-Error,W-Warning,I-Information)
LMA-STR-038	Child account cannot be a Notional Account \$1	E
LMA-STR-039	Parent Account cannot be an External Account \$1	E
LMA-STR-040	Child of a Notional Account cannot be Sweep Type \$1	E
LMA-STR-041	Pool type account cannot have instruction attached	E
LMA-STR-042	Pool type account cannot have payment instruction attached \$1	E
LMA-STR-043	Sweep type account should have payment instruction attached \$1	E
LMA-STR-044	Sweep Priority should be defined for Account Ref \$1	E
LMA-STR-045	Reverse sweep Frequency should be assigned is reverse sweep is allowed \$1	E
LMA-STR-046	Child Branch not available	E
LMA-STR-047	Parent Branch not available	E
LMA-STR-048	Child Bank not available	E
LMA-STR-049	Parent Bank not available	E
LMA-STR-050	Cross Border sweep is not allowed for account pair	E
LMA-STR-051	Domestic not allowed for account pair	E
LMA-STR-052	Cross Currency not allowed for account pair	E
LMA-STR-053	Parent Account Currency is null: \$1	E
LMA-STR-054	Child Account Currency is null: \$1	E
LMA-STR-055	Multi Bank \$1 not allowed for account pair	E
LMA-STR-056	Multi Bank Pool is not allowed	E
LMA-STR-057	Frequency does not exist in system: \$1	E
LMA-STR-058	MBCC cut off getting failed for account pair \$1 for the frequency \$1	E
LMA-STR-059	Header Account of a Pool or Hybrid Structure should be Notional Account \$1	E
LMA-STR-060	Header Account of a Pool or Hybrid Structure should have reallocation method defined \$1	E
LMA-STR-061	Acc Level is not correct for account number \$1	E
LMA-STR-062	Account Sweep priority is same for account number \$1	E
LMA-STR-063	Multiple Instruction frequency should be different \$1	E
LMA-STR-064	System Branch does not exist in Oracle Banking Liquidity Management	E
LMA-STR-065	Error in Account Create/Auth	E
LMA-STR-066	Structure Created and Authorized Successfully \$1	I
LMA-STR-067	Failed to authorize Structure \$1	E
LMA-STR-068	Structure Created Successfully \$1	I
LMA-STR-069	Failed to Create Structure \$1	E

Table A-1 (Cont.) List of Error Codes

Error code	Description	Type (E-Error,W-Warning,I-Information)
LMA-STR-070	Failed to Create Structure Id:- \$1	E
LMA-STR-071	Customer not mapped with the user	E
LMA-STR-072	No Customer is mapped with the user	E
LMA-STR-073	data[0] may not be null	E
LMA-STR-074	No User Customer Linkage is available	E
LMA-STR-075	Error in Structure creation	E
LMA-STR-076	Failed to validate Structure Id \$1 as customer mapping is not correct	E
LMA-STR-077	Structure Modified and Authorized Successfully - \$1	I
LMA-STR-078	Structure Modified Successfully: \$1	I
LMA-STR-079	Failed to Modify Structure: \$1	E
LMA-STR-080	Failed to Modify Structure Id \$1	E
LMA-STR-081	Failed to Modify Structure Id \$1 as Previous Version of Structure is not available	E
LMA-STR-082	Error in Structure modify	E
LMA-STR-083	Next Run Date Updated..	I
LMA-STR-084	Account Record Authorized successfully.	I
LMA-STR-085	Account Record Not Authorized.	E
SW-ERR-005	Structure \$1 does not exist or not active.	E
SW-ERR-006	No Structure selected.	E
SW-ERR-007	No Acc pair selected.	E
SW-ERR-008	Structure is not active:- \$1	E
SW-ERR-009	Sweep Failed for Structures:- \$1	E
SW-ERR-010	Sweep executed for Structures.	I
SW-ERR-011	Account Pair Record Already Exists.	E
SW-ERR-012	Structure Sweep Record Already Exists.	E
SW-ERR-013	User does not have necessary roles/activity assigned.	E
SW-ERR-014	Previous handoff is not completed for account pair \$1	E
IC-PRCBT003	Liquidation Start Date cannot be null	E
SW-ERR-015	Sweep Failed- Account(s) in Structure is on Hold	E
LMC-ERR-001	Fixed amount should be maintained between the range of defined minimum and maximum amount	E
LMC-ERR-002	Instruction is assigned to structure(s). Failed to close	E
LMM-ACC-018	Account Record Modified in IC and Authorized successfully	I
LMM-ACC-019	Account Record Authorized successfully but failed to modify in IC	E

# Index

## Numerics

---

404 Error, [4-8](#)  
500 Internal Error, [4-8](#)

## A

---

Accounting call (FCUBS) is failing, [4-9](#)  
Application Services, [3-1](#)

## B

---

Balance Fetch (FCUBS) is failing, [4-9](#)  
Business Error Codes, [A-1](#)

## C

---

Call is failing in Gateway, [4-7](#)  
Code error in GCS side, [4-8](#)  
Configurations, [2-2](#)  
Consumer Services, [2-1](#)

## D

---

Debugging Consumer/Producer health and  
troubleshooting, [2-1](#)  
Dynamic log generation issues, [4-6](#)

## E

---

Error Message not shown, [4-5](#)  
Eureka Dashboard, [3-1](#)  
Extracting Heapdump, [5-1](#)

## F

---

First level issues, [4-5](#)

## H

---

Head Dump, [5-1](#)  
Health Checks, [3-1](#)

## J

---

JFR Tool in Java, [5-2](#)

## L

---

Login Page is not Launching, [1-4](#)  
Logs are not generated, [4-8](#)  
Logs to analyze, [2-1](#)

## M

---

Menus are not displayed after logging in, [1-6](#)  
Micro Frontend Architecture, [4-2](#)

## O

---

OBPM call is failing, [4-10](#)  
Oracle Banking Liquidity Management –  
Subdomains List, [4-1](#)  
Oracle Banking Routing Hub Configuration, [4-10](#)  
Other possible issues, [1-4](#)

## P

---

Payment Service Integration Troubleshooting,  
[4-9](#)  
Possible Issues in Login and Screen Launch, [1-4](#)  
Possible Issues While Deploying Services, [1-3](#)  
Preliminary Checks from UI, [1-2](#)

## Q

---

Quick Recovery, [5-2](#)

## R

---

Remote Heap Monitor setup, [5-1](#)

## S

---

Screens are not launching after logging in, [1-6](#)  
Service Deployment is failing due to Flyway, [1-3](#)  
Setting Log file path, [4-6](#)

---

## T

---

Tables to analyze, [2-2](#)  
Troubleshooting Application Workflows, [4-1](#)  
Troubleshooting Deployment Errors/Exceptions,  
[6-1](#)  
Troubleshooting Environmental Issues, [1-3](#)  
Troubleshooting Kafka, [2-1](#)  
Troubleshooting OutOfMemory issues, [5-1](#)  
Troubleshooting SMS Errors, [4-10](#)  
Troubleshooting Technical Flows, [1-1](#)

## U

---

Unable to login after launching the application,  
[1-5](#)  
Unable to login after restarting the services, [1-5](#)

## W

---

Where is the Problem, [1-1](#)