

Oracle® Banking Electronic Data Exchange for Corporates OBEDX-OBPM Integration Guide



Patchset Release 14.7.3.0.0

F94399-01

February 2024

The Oracle logo, consisting of a solid red square with the word "ORACLE" in white, uppercase, sans-serif font centered within it.

ORACLE®

F94399-01

Copyright © 2018, 2024, Oracle and/or its affiliates.

This software and related documentation are provided under a license agreement containing restrictions on use and disclosure and are protected by intellectual property laws. Except as expressly permitted in your license agreement or allowed by law, you may not use, copy, reproduce, translate, broadcast, modify, license, transmit, distribute, exhibit, perform, publish, or display any part, in any form, or by any means. Reverse engineering, disassembly, or decompilation of this software, unless required by law for interoperability, is prohibited.

The information contained herein is subject to change without notice and is not warranted to be error-free. If you find any errors, please report them to us in writing.

If this is software, software documentation, data (as defined in the Federal Acquisition Regulation), or related documentation that is delivered to the U.S. Government or anyone licensing it on behalf of the U.S. Government, then the following notice is applicable:

U.S. GOVERNMENT END USERS: Oracle programs (including any operating system, integrated software, any programs embedded, installed, or activated on delivered hardware, and modifications of such programs) and Oracle computer documentation or other Oracle data delivered to or accessed by U.S. Government end users are "commercial computer software," "commercial computer software documentation," or "limited rights data" pursuant to the applicable Federal Acquisition Regulation and agency-specific supplemental regulations. As such, the use, reproduction, duplication, release, display, disclosure, modification, preparation of derivative works, and/or adaptation of i) Oracle programs (including any operating system, integrated software, any programs embedded, installed, or activated on delivered hardware, and modifications of such programs), ii) Oracle computer documentation and/or iii) other Oracle data, is subject to the rights and limitations specified in the license contained in the applicable contract. The terms governing the U.S. Government's use of Oracle cloud services are defined by the applicable contract for such services. No other rights are granted to the U.S. Government.

This software or hardware is developed for general use in a variety of information management applications. It is not developed or intended for use in any inherently dangerous applications, including applications that may create a risk of personal injury. If you use this software or hardware in dangerous applications, then you shall be responsible to take all appropriate fail-safe, backup, redundancy, and other measures to ensure its safe use. Oracle Corporation and its affiliates disclaim any liability for any damages caused by use of this software or hardware in dangerous applications.

Oracle®, Java, MySQL, and NetSuite are registered trademarks of Oracle and/or its affiliates. Other names may be trademarks of their respective owners.

Intel and Intel Inside are trademarks or registered trademarks of Intel Corporation. All SPARC trademarks are used under license and are trademarks or registered trademarks of SPARC International, Inc. AMD, Epyc, and the AMD logo are trademarks or registered trademarks of Advanced Micro Devices. UNIX is a registered trademark of The Open Group.

This software or hardware and documentation may provide access to or information about content, products, and services from third parties. Oracle Corporation and its affiliates are not responsible for and expressly disclaim all warranties of any kind with respect to third-party content, products, and services unless otherwise set forth in an applicable agreement between you and Oracle. Oracle Corporation and its affiliates will not be responsible for any loss, costs, or damages incurred due to your access to or use of third-party content, products, or services, except as set forth in an applicable agreement between you and Oracle.

For information about Oracle's commitment to accessibility, visit the Oracle Accessibility Program website at <http://www.oracle.com/pls/topic/lookup?ctx=acc&id=docacc>.

Contents

Preface

Purpose	iv
Audience	iv
Acronyms and Abbreviations	iv
Documentation Accessibility	iv
Screenshot Disclaimer	v

1 Integration Guide

1.1 Introduction	1-1
1.2 Maintenance in OBEDX	1-1
1.3 Maintenance in OBPM	1-3
1.4 Maintenance in OBRH	1-5

2 List of Topics

Index

Preface

- [Purpose](#)
- [Audience](#)
- [Acronyms and Abbreviations](#)
- [Documentation Accessibility](#)
- [Screenshot Disclaimer](#)

Purpose

This guide is to help with Integration of Oracle Banking Electronic Data Exchange for Corporates with Oracle Banking Payments.

Audience

This guide is primarily intended for the following user/user roles:

Table 1 Audience

Role	Function
Implementation and IT Staff	Implementation and maintenance of the software

Acronyms and Abbreviations

The list of acronyms and abbreviations that are used in this guide are as follows:

Abbreviation	Description
OBEDX	Oracle Banking Electronic Data Exchange for Corporates

Documentation Accessibility

For information about Oracle's commitment to accessibility, visit the Oracle Accessibility Program website at <http://www.oracle.com/pls/topic/lookup?ctx=acc&id=docacc>.

Access to Oracle Support

Oracle customers that have purchased support have access to electronic support through My Oracle Support. For information, visit <http://www.oracle.com/pls/topic/>

[lookup?ctx=acc&id=info](#) or visit <http://www.oracle.com/pls/topic/lookup?ctx=acc&id=trs> if you are hearing impaired.

Screenshot Disclaimer

Personal information used in the interface or documents are dummy and does not exist in the real world. It is only for reference purposes.

1

Integration Guide

- [Introduction](#)
You can integrate Oracle Banking Electronic Data Exchange for Corporates with Oracle Banking Payments. This document briefs you about the specific steps needed for Integration of these two products and specific maintenances.
- [Maintenance in OBEDX](#)
This section describes the specific maintenances needed for Oracle Banking Electronic Data Exchange for Corporates to integrate the same with Oracle Banking Payments.
- [Maintenance in OBPM](#)
- [Maintenance in OBRH](#)
This section describes the specific maintenances needed in OBRH for integration of OBEDX with OBPM.

1.1 Introduction

You can integrate Oracle Banking Electronic Data Exchange for Corporates with Oracle Banking Payments. This document briefs you about the specific steps needed for Integration of these two products and specific maintenances.

1.2 Maintenance in OBEDX

This section describes the specific maintenances needed for Oracle Banking Electronic Data Exchange for Corporates to integrate the same with Oracle Banking Payments.

1. Modify Integration preferences

Go to Electronic Data Exchange → Maintenance → Integration Preferences → View Integration Preferences.

For Transaction Category: "Payment", there will be two entries for "Payments" as day 0, one for handoff and other for parsing.

OBEDX integrates with OBPM via SFTP for handoffs requests for file uploads. Modify the existing maintenance for handoff to add relevant details for SFTP.

Below are the mandatory entries for handoff maintenance that need to be updated

- a. FTP Host - Host IP
- b. FTP Port - Host Port
- c. FTP Username - Valid user for accessing host
- d. FTP Password - Valid password for accessing host
- e. FTP File Path - Path on which handoff request file will be placed
- f. Response File Path- Path from which handoff response file will be downloaded

Apart from above mentioned entries, you can also modify any other details as required for integrations with OBPM for your installation.

2. Reopen 'EDXOutgoingInternal' & 'EDXIncomingInternal' channels in Channel Maintenance and update the 'Folder Path' field. The folder path given should be created in the Network area.

 **Note:**

'EDXOutgoingInternal' & 'EDXIncomingInternal' channels are created as a part of Day0 setup and should not be deleted as they are used for the integration between OBEDX and OBPM.

3. Handoff file to OBPM is sent in pain.001.001.06 format & response file is received in pain.002.001.06 format, hence 2 Formats Identifiers 'PAIN001V6' of type Handoff & 'PAIN002V6' of type Handoff Response is created as a part of Day0 setup and is advised not to delete/modify them.
4. Handoff files to OBPM are sent in a specific file naming convention, hence 'EdxHandoffPayments' filename template is created as a part of Day0 and is advised not to delete/modify.

 **Note:**

Details of pre-configured 'EdxHandoffPayments' file name template is as follows :

Field Name	Description
Free Field 1	Rename Field- HandoffName Constant Value - EDX
Format Identifier	Alphanumeric with Special Char
Transaction Name	Alphanumeric with Special Char
Free Field 2	Rename Field- Response Constant Constant Value - PAIN002V6
Date and Timestamp	DDMMYYHHMMSS
File Extension	xml

5. Response files from OBPM are received in a specific file naming convention, hence 'PaymentsHandoffResponse' filename template is created as a part of Day0 and is advised not to delete.

 **Note:**

Details of pre-configured 'EdxHandoffPayments' file name template is as follows :

Field Name	Description
Free Field 1	Rename Field- HandoffName Constant Value - EDX

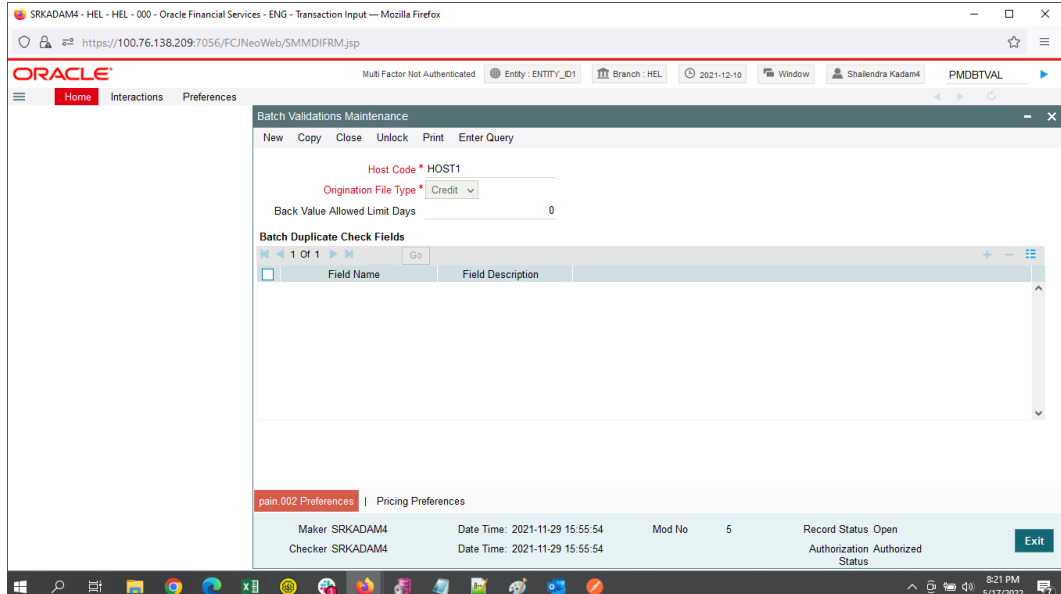
Field Name	Description
Free Field 2	Rename Field-HandOffConstant Constant Value - PAIN001V6
Transaction Name	Alphanumeric with Special Char
Format Identifier	Alphanumeric with Special Char
Free Field 3	Rename Field-Timestamp Alphanumeric with Special Char
File Extension	XML

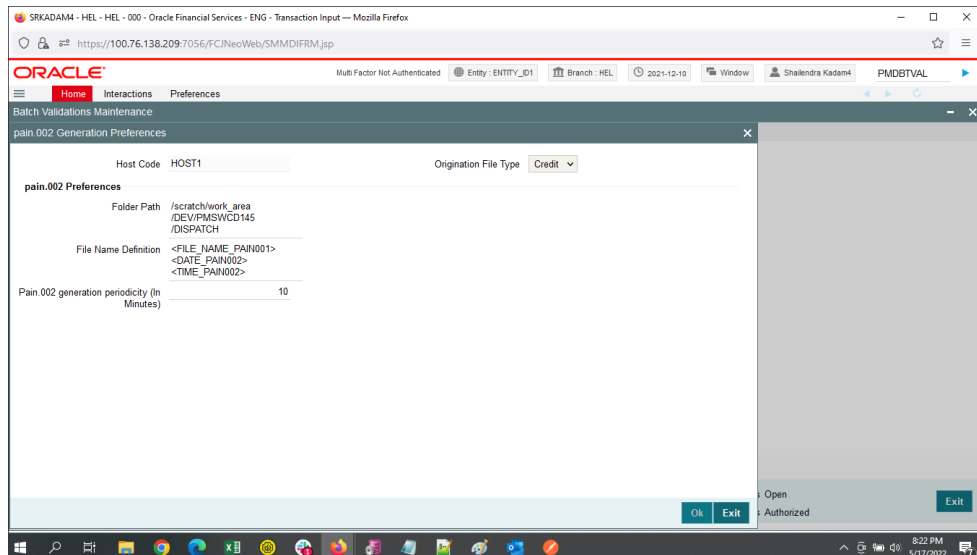
- 3 Preconfigured Correlation rules for Payments are provided as a part of Day0 and is advised not to delete/modify.
FileLevelCorrelationRule is created at File Level on Message Id.
BatchLevelCorrelationRule is created at Batch Level on Payment Info Id.
RecordLevelCorrelationRule is created at Record Level on Transaction Reference Number.

1.3 Maintenance in OBPM

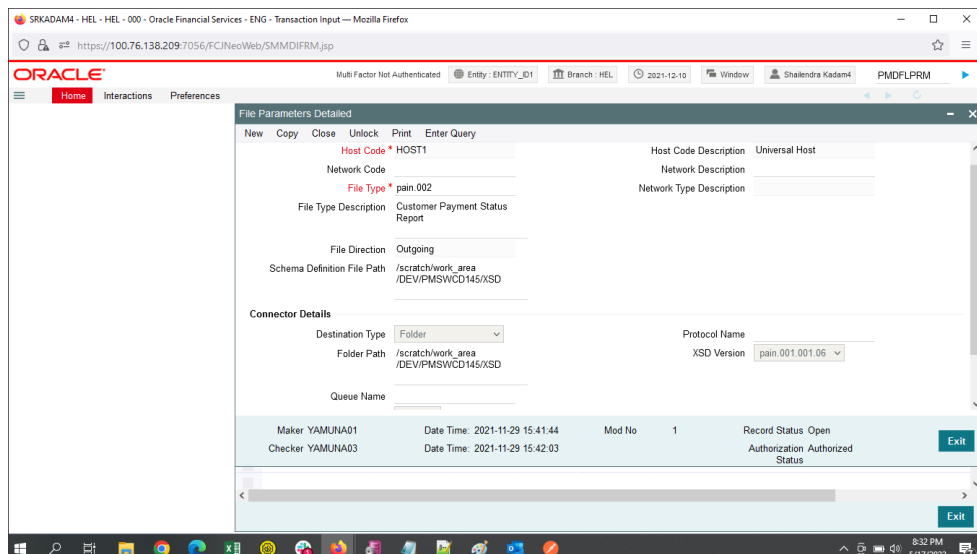
Below maintenances need to be maintained in OBPM in Day0 to integrate with OBEDX.

- Maintenance for Pain 002 file name definition, Folder Path and Pain.002 file execution periodicity (in minutes) can be maintained in Batch Validation Maintenance & pain.002 preferences (PMDBTVAL).

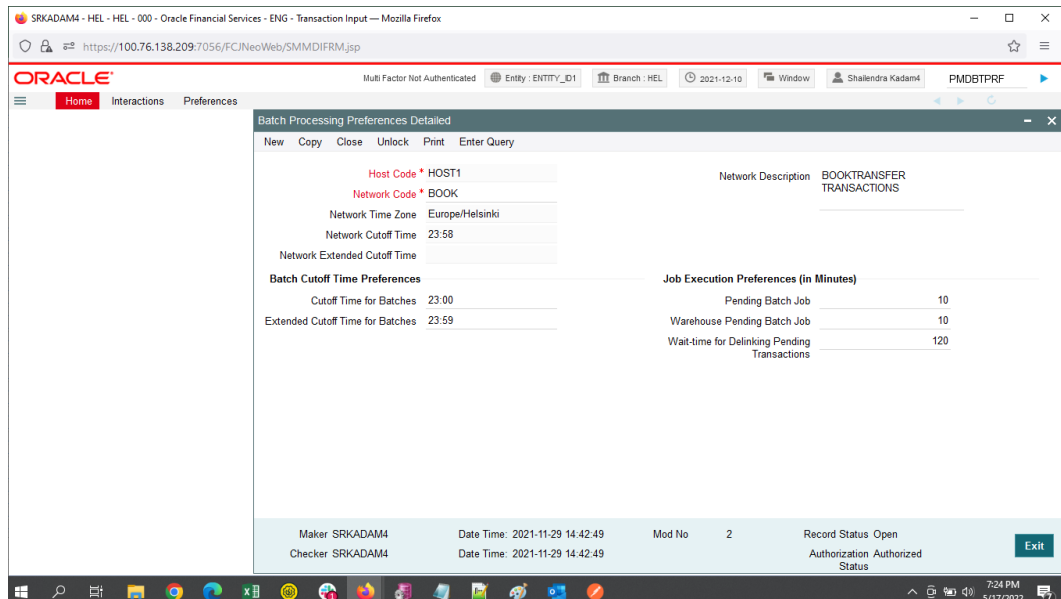




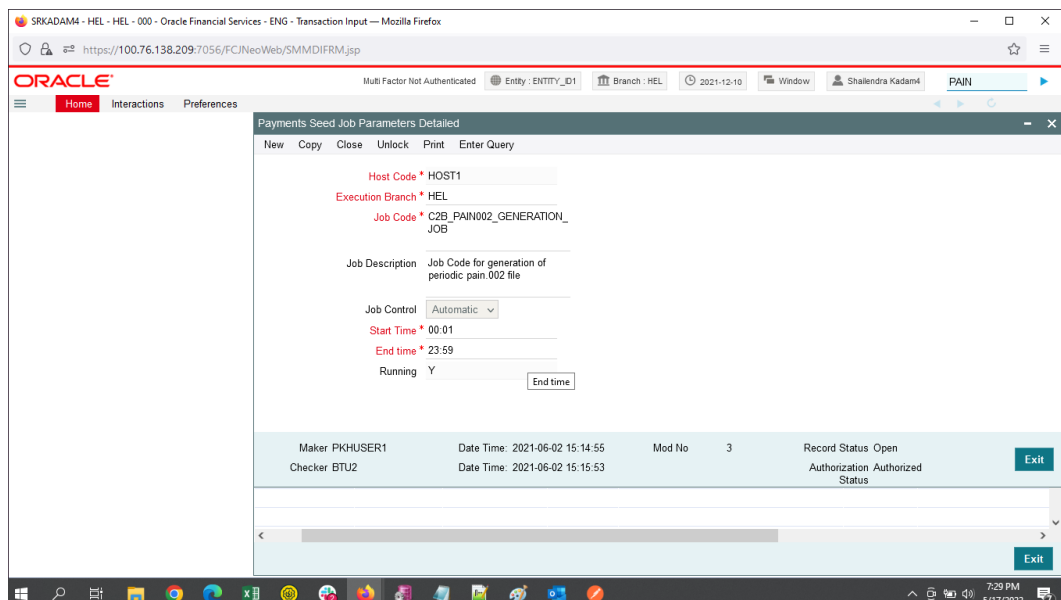
- Parameter maintenance of Pain.002 such as XSD version, folder path, etc can be maintained in File Parameters Detailed Screen (PMDFLPRM).



- Pain.002 file generation Preferences network wise (e.g., BOOK, STEP2, SWIFT) can be maintained in Batch Processing Preference Detailed Screen (PMDBTPRF).



4. Job Code for generation of Periodic Pain.002 file can be maintained in Payments Seed Job Parameters Detailed Screen (PMDSJBPR).



1.4 Maintenance in OBRH

This section describes the specific maintenances needed in OBRH for integration of OBEDX with OBPM.

This section describes the specific maintenances needed in OBRH for integration of OBEDX with OBPM.

Prerequisite – Consumer json import should be completed in OBRH. Please refer OBEDX-OBRH Integration Guide. (Maintenance in OBRH will be provided as a part of day0 configurations)

Find the OBEDX service consumer in routing hub (OBRH).

Select OBPM service provider and in the implementation section, edit host and port on which

`/obpm-api-gateway/obpm-foundation-service/fileEnvelop` and `/obpm-api-gateway/obpm-foundation-service/DateDerivationService` service is deployed.

The screenshot shows the 'Service Consumers' configuration page. The breadcrumb is 'OBEDX > Service Providers > OBPM 1.0'. The page title is 'Service Consumers'. Below the breadcrumb, there is a section for 'Implementation' with a sub-header 'Configure host and port of OBPM's /obpm-foundation-service/fileEnvelop service'. There are 'Add' and 'Import' buttons and a search bar. Below this is a table with the following columns: Actions, Name, Description, Service Name, Host, Port, and Queue. The table contains one row with the following data: Actions (vertical ellipsis), Name (OBPM_Default), Description (Default Implementation), Service Name (redacted), Host (redacted), Port (redacted), and Queue (redacted). At the bottom, there is a pagination control showing 'Page 1 of 1 (1 - 1 of 1 items)'.

2

List of Topics

Chapters	Description
Chapter 1	Provides information on the intended audience. It also lists the various chapters covered in this manual.
Chapter 2	This chapter helps you to Integrate Oracle Banking Electronic Data Exchange for Corporates with Oracle Banking Payments.

Index

I

Integration Guide, [1-1](#)

Introduction, [1-1](#)

L

List of Topics, [2-1](#)

M

Maintenance in OBEDX, [1-1](#)

Maintenance in OBPM, [1-3](#)

Maintenance in OBRH, [1-5](#)