

Oracle® Banking Digital Experience

User Interface Reference Style Guide



Release 25.1.1.0.0
G43912-01
October 2025

ORACLE®

Copyright © 2015, 2025, Oracle and/or its affiliates.

This software and related documentation are provided under a license agreement containing restrictions on use and disclosure and are protected by intellectual property laws. Except as expressly permitted in your license agreement or allowed by law, you may not use, copy, reproduce, translate, broadcast, modify, license, transmit, distribute, exhibit, perform, publish, or display any part, in any form, or by any means. Reverse engineering, disassembly, or decompilation of this software, unless required by law for interoperability, is prohibited.

The information contained herein is subject to change without notice and is not warranted to be error-free. If you find any errors, please report them to us in writing.

If this is software, software documentation, data (as defined in the Federal Acquisition Regulation), or related documentation that is delivered to the U.S. Government or anyone licensing it on behalf of the U.S. Government, then the following notice is applicable:

U.S. GOVERNMENT END USERS: Oracle programs (including any operating system, integrated software, any programs embedded, installed, or activated on delivered hardware, and modifications of such programs) and Oracle computer documentation or other Oracle data delivered to or accessed by U.S. Government end users are "commercial computer software," "commercial computer software documentation," or "limited rights data" pursuant to the applicable Federal Acquisition Regulation and agency-specific supplemental regulations. As such, the use, reproduction, duplication, release, display, disclosure, modification, preparation of derivative works, and/or adaptation of i) Oracle programs (including any operating system, integrated software, any programs embedded, installed, or activated on delivered hardware, and modifications of such programs), ii) Oracle computer documentation and/or iii) other Oracle data, is subject to the rights and limitations specified in the license contained in the applicable contract. The terms governing the U.S. Government's use of Oracle cloud services are defined by the applicable contract for such services. No other rights are granted to the U.S. Government.

This software or hardware is developed for general use in a variety of information management applications. It is not developed or intended for use in any inherently dangerous applications, including applications that may create a risk of personal injury. If you use this software or hardware in dangerous applications, then you shall be responsible to take all appropriate fail-safe, backup, redundancy, and other measures to ensure its safe use. Oracle Corporation and its affiliates disclaim any liability for any damages caused by use of this software or hardware in dangerous applications.

Oracle®, Java, MySQL, and NetSuite are registered trademarks of Oracle and/or its affiliates. Other names may be trademarks of their respective owners.

Intel and Intel Inside are trademarks or registered trademarks of Intel Corporation. All SPARC trademarks are used under license and are trademarks or registered trademarks of SPARC International, Inc. AMD, Epyc, and the AMD logo are trademarks or registered trademarks of Advanced Micro Devices. UNIX is a registered trademark of The Open Group.

This software or hardware and documentation may provide access to or information about content, products, and services from third parties. Oracle Corporation and its affiliates are not responsible for and expressly disclaim all warranties of any kind with respect to third-party content, products, and services unless otherwise set forth in an applicable agreement between you and Oracle. Oracle Corporation and its affiliates will not be responsible for any loss, costs, or damages incurred due to your access to or use of third-party content, products, or services, except as set forth in an applicable agreement between you and Oracle.

Contents

Preface

Purpose	i
Before you Begin	i
Pre-requisites	i
Audience	i
Documentation Accessibility	ii
Critical Patches	ii
Diversity and Inclusion	ii
Related Resources	ii
Conventions	ii
Screenshot Disclaimer	iii
Acronyms and Abbreviations	iii
Post-requisites	iii

1 Typography for Desktop

2 Typography for Mobile

3 Interaction

4 Component Calibration

5 Input Fields

6 Select Single

7	Number	
8	Password	
9	Date	
10	Slider - Single	
11	Button	
12	Button	
13	Badge	
14	Badge	
15	Toggle Button	
16	Toggle Button	
17	List Item Layout	
18	Anchor Navigation	

19 Widgets for OBDX

20 Drawer Template - Single Stage

21 Templates

Index

Preface

- [Purpose](#)
- [Before you Begin](#)
- [Pre-requisites](#)
- [Audience](#)
- [Documentation Accessibility](#)
- [Critical Patches](#)
- [Diversity and Inclusion](#)
- [Related Resources](#)
- [Conventions](#)
- [Screenshot Disclaimer](#)
- [Acronyms and Abbreviations](#)
- [Post-requisites](#)

Purpose

This guide is designed to help acquaint you with the Oracle Banking application. This guide provides answers to specific features and procedures that the user need to be aware of the module to function successfully.

Before you Begin

Kindly refer to our **Getting Started User Guide** for common elements, including Symbols and Icons, Conventions Definitions, and so forth.

Pre-requisites

Specify **User ID** and **Password**, and login to **Home** screen.

Audience

This document is intended for the following audience:

- Customers
- Partners

Documentation Accessibility

For information about Oracle's commitment to accessibility, visit the Oracle Accessibility Program website at <http://www.oracle.com/pls/topic/lookup?ctx=acc&id=docacc>.

Access to Oracle Support

Oracle customer access to and use of Oracle support services will be pursuant to the terms and conditions specified in their Oracle order for the applicable services.

Critical Patches

Oracle advises customers to get all their security vulnerability information from the Oracle Critical Patch Update Advisory, which is available at [Critical Patches, Security Alerts and Bulletins](#). All critical patches should be applied in a timely manner to ensure effective security, as strongly recommended by [Oracle Software Security Assurance](#).

Diversity and Inclusion

Oracle is fully committed to diversity and inclusion. Oracle respects and values having a diverse workforce that increases thought leadership and innovation. As part of our initiative to build a more inclusive culture that positively impacts our employees, customers, and partners, we are working to remove insensitive terms from our products and documentation. We are also mindful of the necessity to maintain compatibility with our customers' existing technologies and the need to ensure continuity of service as Oracle's offerings and industry standards evolve. Because of these technical constraints, our effort to remove insensitive terms is ongoing and will take time and external cooperation.

Related Resources

For more information on any related features, refer to the following documents:

- Oracle Banking Digital Experience Installation Manuals
- Oracle Banking Digital Experience Licensing Manuals

Conventions

The following text conventions are used in this document:

Convention	Meaning
boldface	Boldface type indicates graphical user interface elements associated with an action, or terms defined in text or the glossary.
<i>italic</i>	Italic type indicates book titles, emphasis, or placeholder variables for which you supply particular values.

Convention	Meaning
monospace	Monospace type indicates commands within a paragraph, URLs, code in examples, text that appears on the screen, or text that you enter.

Screenshot Disclaimer

Personal information used in the interface or documents is dummy and does not exist in the real world. It is only for reference purposes; actual screens that appear in the application may vary based on selected browser, theme, and mobile devices.

Acronyms and Abbreviations

The list of the acronyms and abbreviations used in this guide are as follows:

Table 1 Acronyms and Abbreviations

Abbreviation	Description
OBDX	Oracle Banking Digital Experience

Post-requisites

After finishing all the requirements, please log out from the **Home** screen.

1

Typography for Desktop

This topic describes the systematic instruction to **Typography for Desktop** option.

[Redwood Typography Link](#)

[JET Typography link](#)

Figure 1-1 Typography for Desktop

This is a H1 Header	H1 - Subheader LG Type: Oracle Sans Size: 28px Line Height: 36px Weight: 700 - Bold
This is a H2 Header	H2 - Subheader MD Type: Oracle Sans Size: 24px Line Height: 32px Weight: 700 - Bold
This is a H3 Header	H3 - Subheader SM Type: Oracle Sans Size: 20px Line Height: 28px Weight: 700 - Bold
This is a H4 Header	H4 - Subheader XS Type: Oracle Sans Size: 16px Line Height: 24px Weight: 700 - Bold
This is a H5 Header	H5 - Subheader 2XS Type: Oracle Sans Size: 14px Line Height: 20px Weight: 700 - Bold

2

Typography for Mobile

This topic describes the systematic instruction to **Typography for Mobile** option.

[Redwood Typography Link](#)

[JET Typography link](#)

Figure 2-1 Typography for Mobile

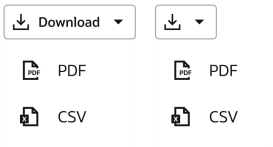
This is a H1 Header	H1 - Subheader SM Type: Oracle Sans Size: 20px Line Height: 28px Weight: 700 - Bold
This is a H2 Header	H2 - Body Bo1d LG Type: Oracle Sans Size: 18px Line Height: 24px Weight: 700 - Bold
This is a H3 Header	H3 - Body Semibo1d LG Type: Oracle Sans Size: 16px Line Height: 24px Weight: 700 - Bold
This is a H4 Header	H4 - Subheader XS Type: Oracle Sans Size: 14px Line Height: 20px Weight: 700 - Bold
This is a H5 Header	H5 - subheading 2xs Type: Oracle Sans Size: 14px Line Height: 16px Weight: 600 - Semi Bold

3

Interaction

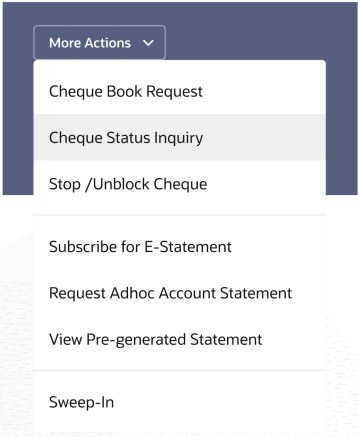
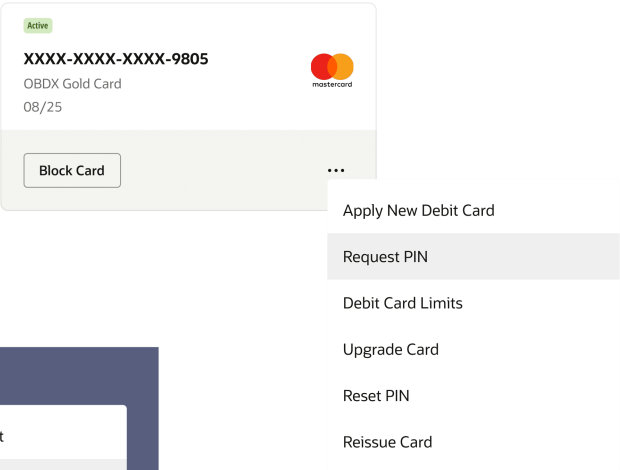
This topic describes the systematic instruction to **Interaction** option.

Figure 3-1 Interaction



Debit Card Menu

Following example shows how the card menu will appear

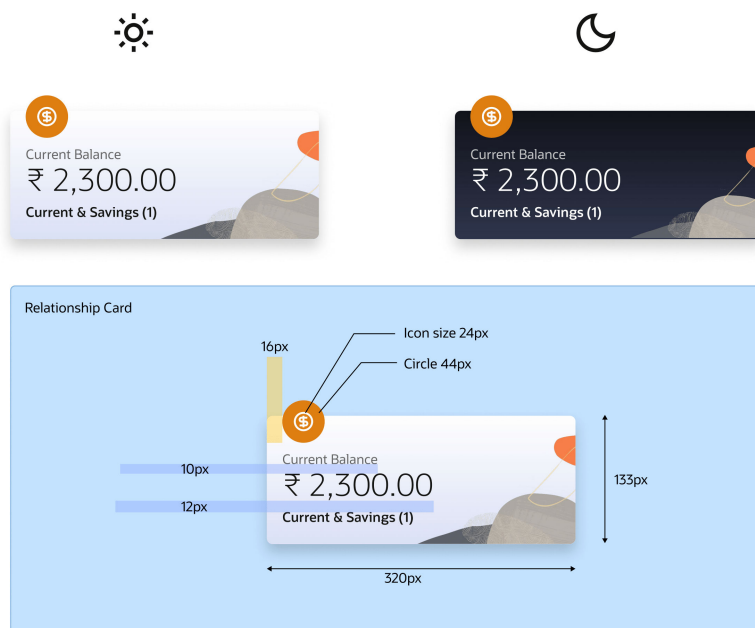


4

Component Calibration

Figure 4-1 Component Calibration

Relationship Cards



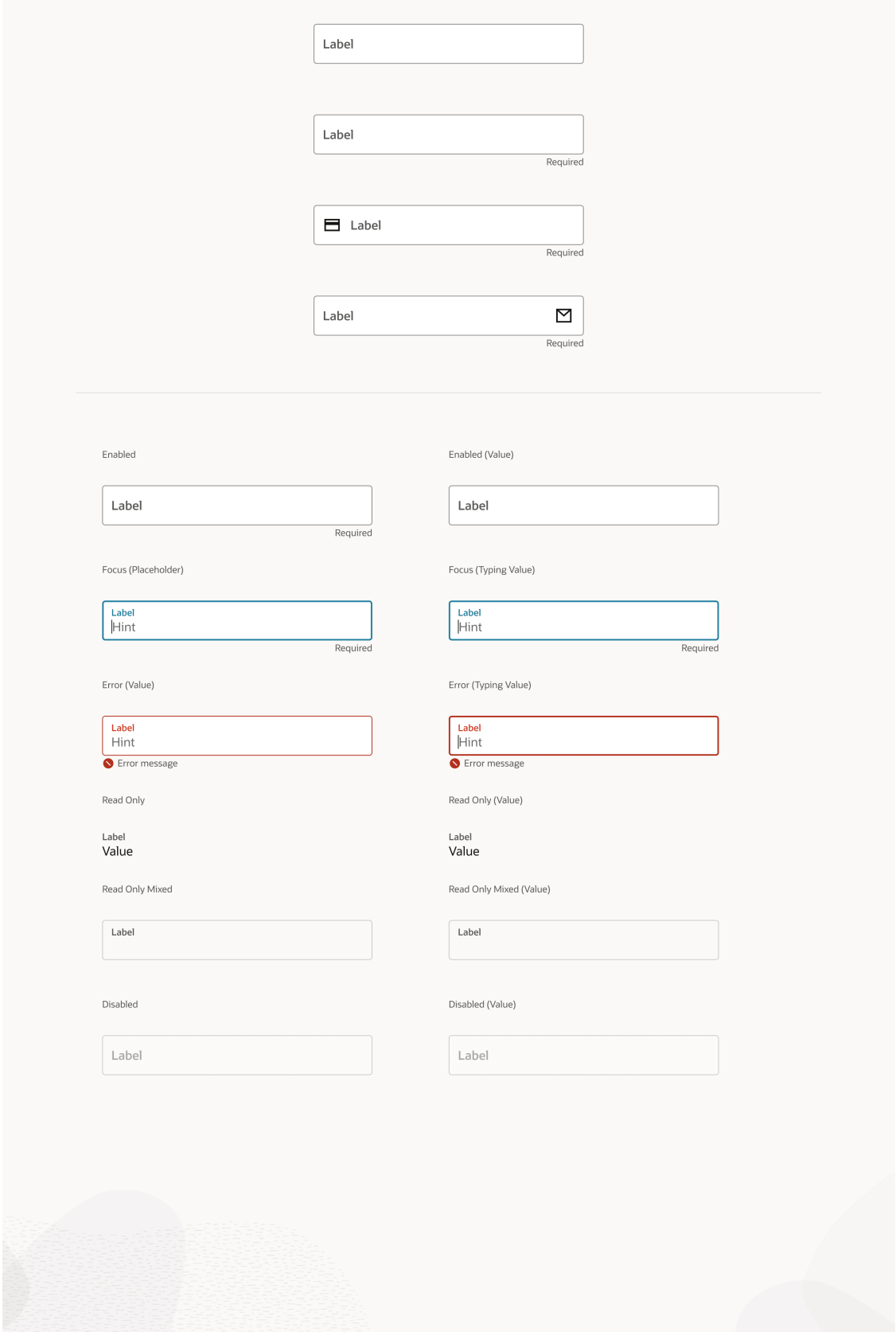
5

Input Fields

This topic describes the systematic instruction to **Input Fields** option.

Appearance, behaviours, & Interactions

Figure 5-1 Input Fields



6

Select Single

This topic describes the systematic instruction to **Select Single** option.

Allow user to select a value from a list of a values.

The component is used to :

Select a single value from a list of values of 3 or more.

Search and select a single value from a list of values.

<https://jet.oraclecorp.com/jetCookbook.html?component=selectSingleCorepack&demo=states>

Figure 6-1 Select Single

Copy me

Label

Required

Label Position

Inside

Label

Required

Top

Label

Required

State

Enabled

Label

Required

Enabled (Value)

Label

Required

Focus

Label

Required

Focus (Value)

Label

Primary text

Primary text

Primary text

Primary text

Primary text

Error

Label

Error message

Error (Value)

Label

Error message

Read Only

Label

Value

Read Only (Value)

Label

Value

Read Only Mixed

Label

Value

Read Only Mixed (Value)

Label

Value

Disabled (Value)

Label

Value

Error

Label

Error message

Error (Value)

Label

Error message

Read Only

Label

Value

Read Only (Value)

Label

Value

Read Only Mixed

Label

Read Only Mixed (Value)

Label

Disabled

Label

Disabled (Value)

Label

User Assistance

Without User Assistance

Label

Required

With User Assistance

Label

Required

7

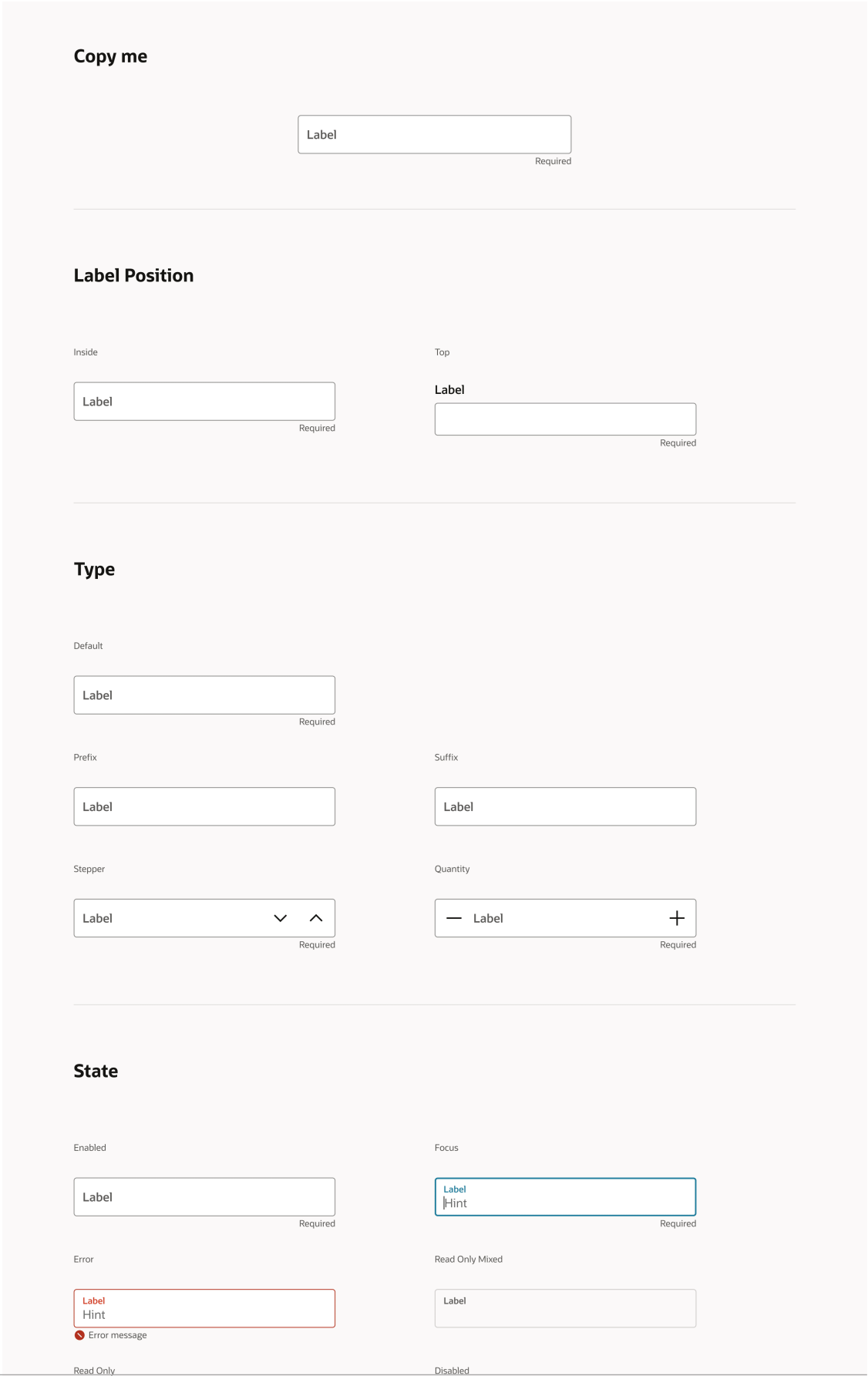
Number

This topic describes the systematic instruction to **Number** option.

Used to enter numeric values, count, measure, and represent numbers.

<https://jet.oraclecorp.com/jetCookbook.html?component=inputNumberCorepack&demo=states>

Figure 7-1 Number



State

Enabled

Label

Required

Focus

Label
Hint

Required

Error

Label
Hint

Error message

Read Only Mixed

Label

Read Only

Label
Value

Disabled

Label

User Assistance

Without User Assistance

Label

Required

With User Assistance

Label

Required

8

Password

This topic describes the systematic instruction to **Password** option.

<https://www.oracle.com/webfolder/technetwork/jet/jetCookbook.html?component=passwordInput&demo=overview>

Figure 8-1 Password

Copy me

Label

Required

Label Position

Inside

Label

Required

Top

Label

Required

State

Enabled

Label

Required

Focus

Label

Hint

Error

Label

Hint

Error message

Read Only Mixed

Label

Read Only

Label

.....

Disabled

Label

Icon Button

Without Icon Button

Label

Required

With Icon Button

Label

Required

User Assistance

State

Enabled

Label

Required

Focus

Label

Hint

Error

Label

Hint

Error message

Read Only Mixed

Label

Read Only

Label

.....

Disabled

Label

Icon Button

Without Icon Button

Label

Required

With Icon Button

Label

Required

User Assistance

Without User Assistance

Label

Required

With User Assistance

Label

Required

9

Date

This topic provides information on **Date**.

<https://www.oracle.com/webfolder/technetwork/jet/jetCookbook.html?component=date&demo=states>

Figure 9-1 Date

Copy me

Label

Required

Label Position

Inside

Label

Required

Top

Label

Required

State

Enabled

Label

Required

Focus

Label

Hint

<

April 2023

>

S	M	T	W	T	F	S
1	2	3	4	5	6	7
8	9	10	11	12	13	14
15	16	17	18	19	20	21
22	23	24	25	26	27	28
29	30	31				

Error

Label

Error message

Read Only

Label

04/06/2023

Read Only Mixed

Label

Disabled

Label

User Assistance

Without User Assistance

Label

With User Assistance

Label

State

Enabled


Label



Required

Focus

Label



<

April 2023

>

S	M	T	W	T	F	S
1	2	3	4	5	6	7
8	9	10	11	12	13	14
15	16	17	18	19	20	21
22	23	24	25	26	27	28
29	30	31				

Error

Label



 Error message

Read Only Mixed


Label

Read Only

Label
04/06/2023

Disabled

Label



User Assistance


Without User Assistance

Label



With User Assistance

Label



Required

10

Slider - Single

This topic describes the systematic instruction to **Slider - Single** option.

[https://www.oracle.com/webfolder/technetwork/jet/jetCookbook.html?
component=slider&demo=states](https://www.oracle.com/webfolder/technetwork/jet/jetCookbook.html?component=slider&demo=states)

Figure 10-1 Slider - Single





Label Wrap

	Label ⓘ	Value
On	<div><div></div></div>	
	\$0K	\$100K
Off	<div><div>Odio leo et at massa mattis. Quis mauris lectus sed ridiculus congue. Eget justo mi et ⓘ</div></div>	
	\$0K	\$100K

Value

	Label ⓘ	Value
On	<div><div></div></div>	
	\$0K	\$100K
Off	<div><div></div></div>	
	\$0K	\$100K

Range Type

Off	<div><div>Label ⓘ</div><div><div></div></div></div>	Value
	\$0K	\$100K
Text	<div><div>Odio leo et at massa mattis. Quis mauris lectus sed ridiculus congue. Eget justo mi et ⓘ</div><div><div></div></div></div>	Value
	\$0K	\$100K
Icon	<div><div>Label ⓘ</div><div><div></div><div><div></div></div><div></div></div></div>	Value

11

Button

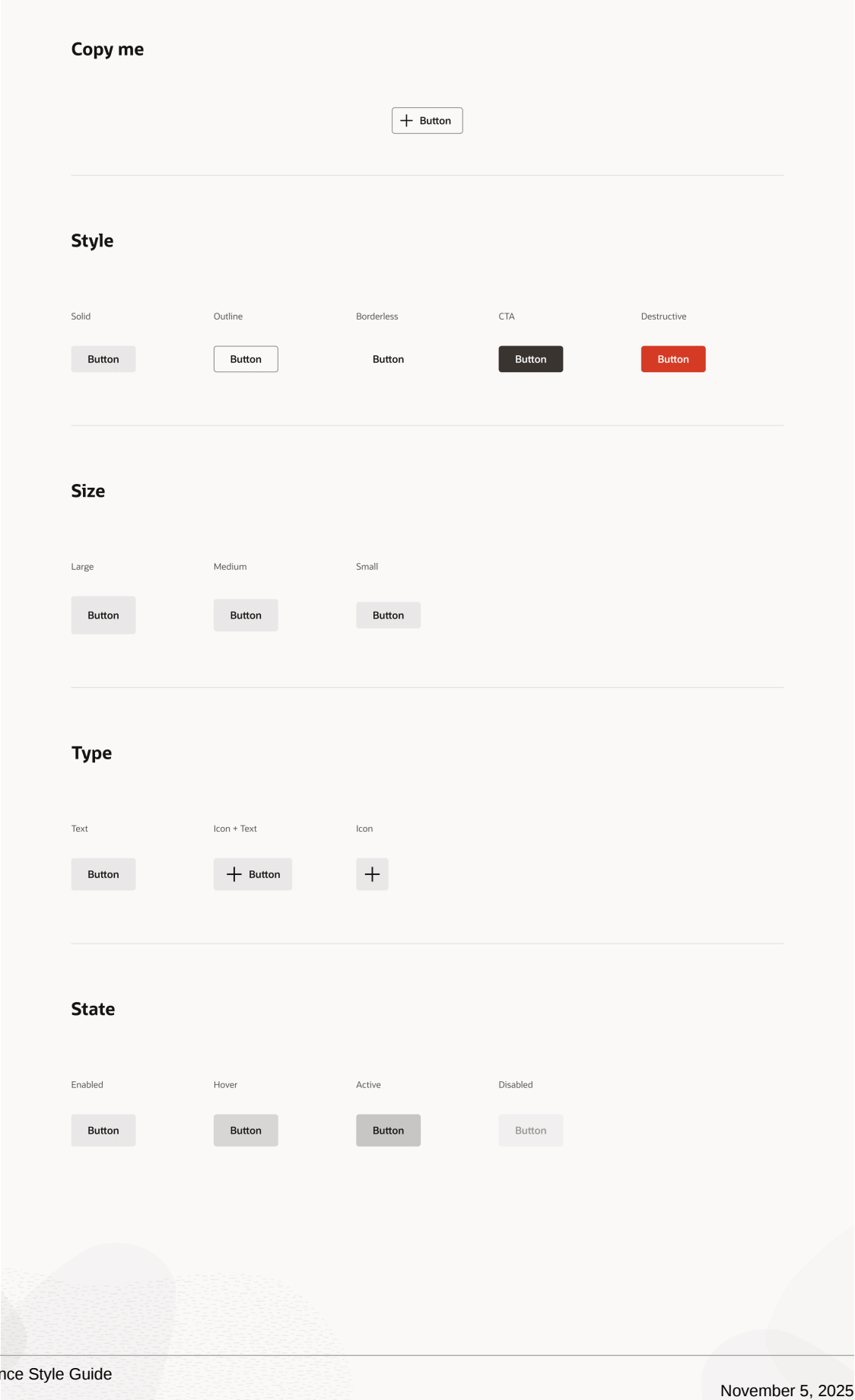
This topic provides information on **Button**.

Buttons communicate actions. They direct users to initiate or take actions and they work with a single tap, click, or keystroke.

Buttons are used throughout the UI, on pages and dialogs, and with other components such as toolbars, tables, lists, cards, input fields, and forms.

<https://www.oracle.com/webfolder/technetwork/jet/jetCookbook.html?component=buttonsCorepack&demo=pushButton>

Figure 11-1 Button



Size

Large

Medium

Small

Button

Button

Button

Type

Text

Icon + Text

Icon

Button

+ Button

+

State

Enabled

Hover

Active

Disabled

Button

Button

Button

Button

12

Button

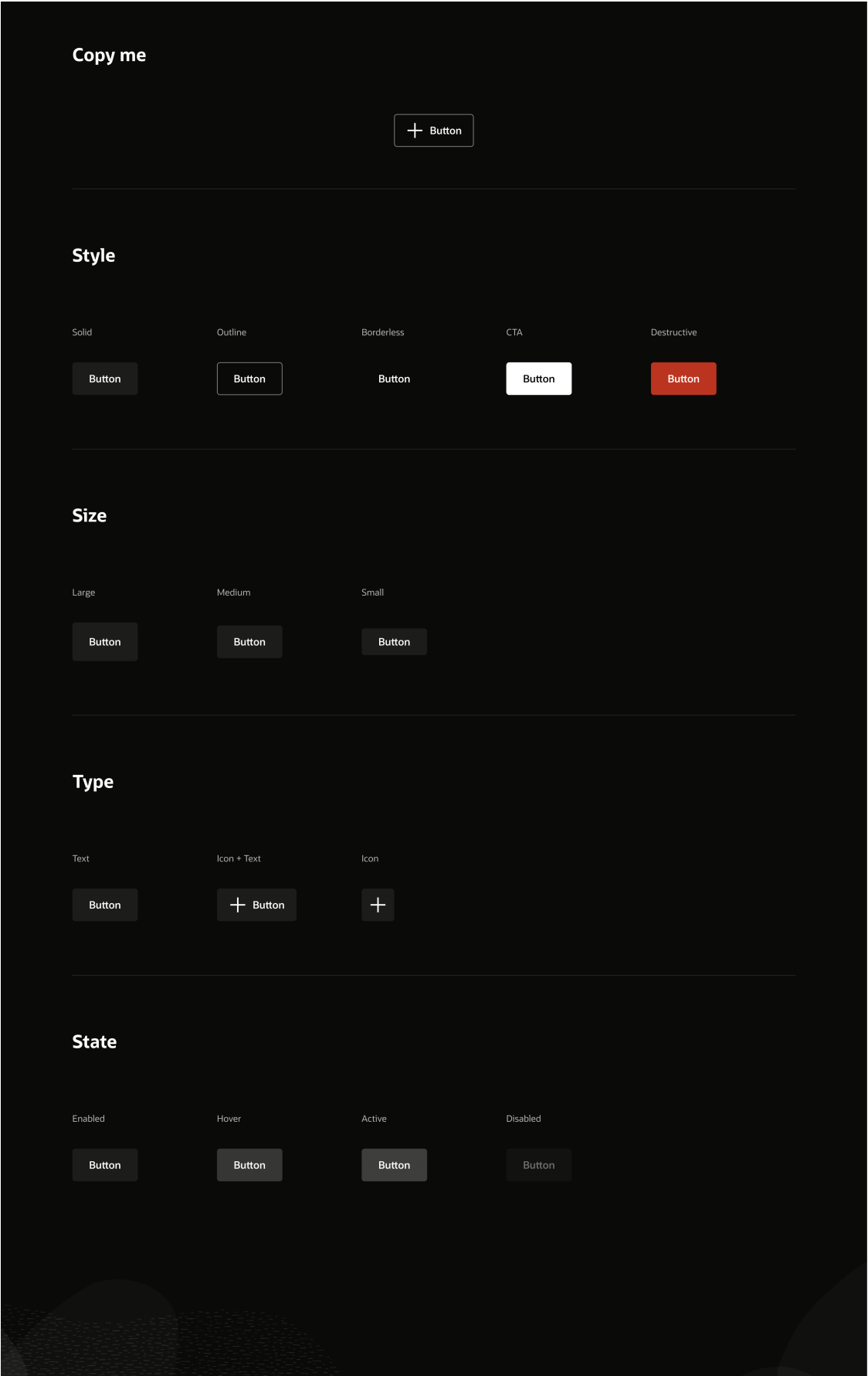
This topic provides information on **Button**.

Buttons communicate actions. They direct users to initiate or take actions and they work with a single tap, click, or keystroke.

Buttons are used throughout the UI, on pages and dialogs, and with other components such as toolbars, tables, lists, cards, input fields, and forms.

<https://www.oracle.com/webfolder/technetwork/jet/jetCookbook.html?component=buttonsCorepack&demo=pushButton>

Figure 12-1 Button



Size

Large

Medium

Small

Button

Button

Button

Type

Text

Icon + Text

Icon

Button

+ Button

+

State

Enabled

Hover

Active

Disabled

Button

Button

Button

Button

13

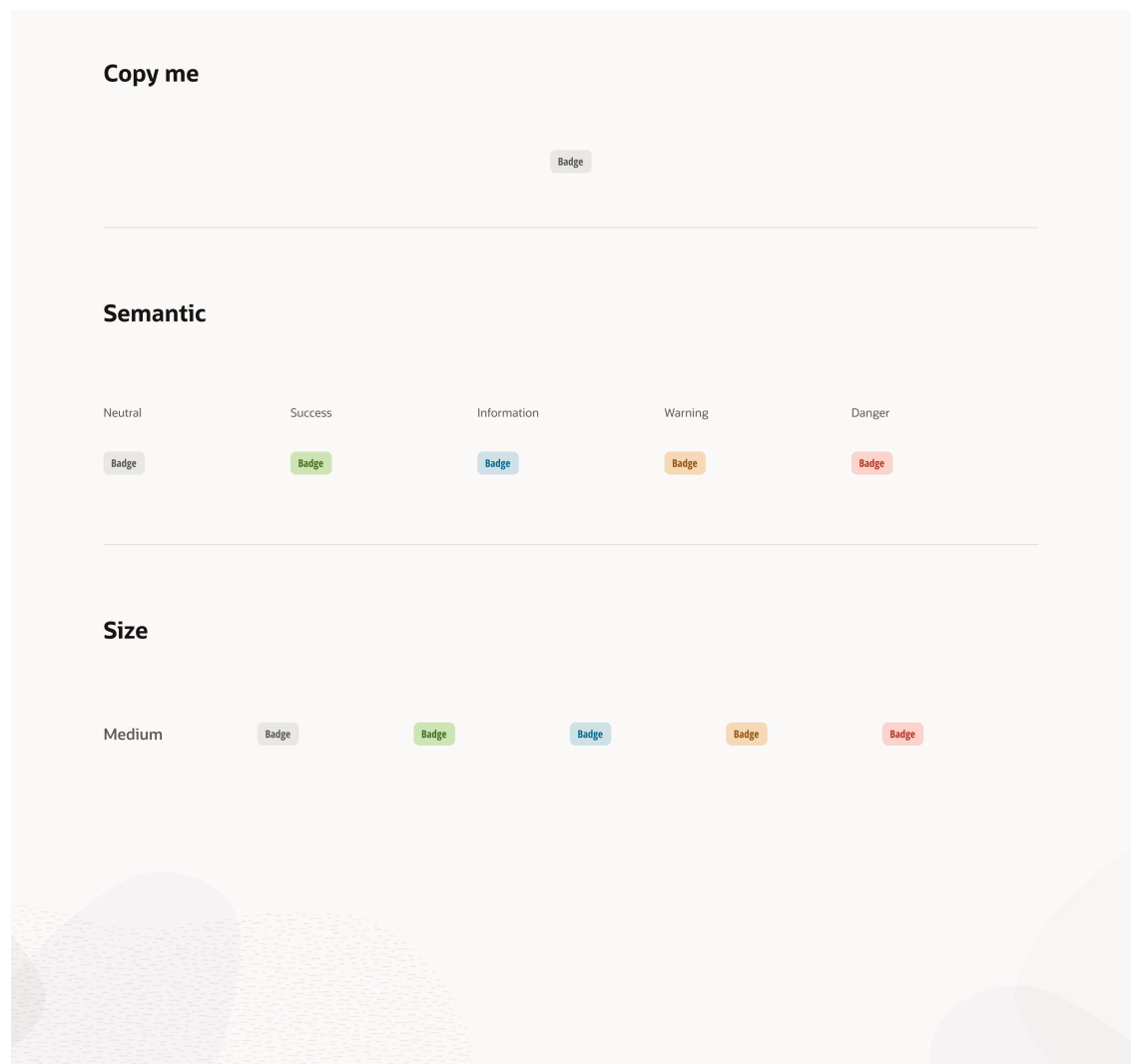
Badge

This topic provides information on **Badge**.

Badges are brief textual or numerical labels that provide at-a- glance status info to bring attention to items in a particular state or condition. Typically one word, it can also be a number, which can be supplemented with a tooltip.

<https://www.oracle.com/webfolder/technetwork/jet/jetCookbook.html?component=badge&demo=overview>

Figure 13-1 Badge



14

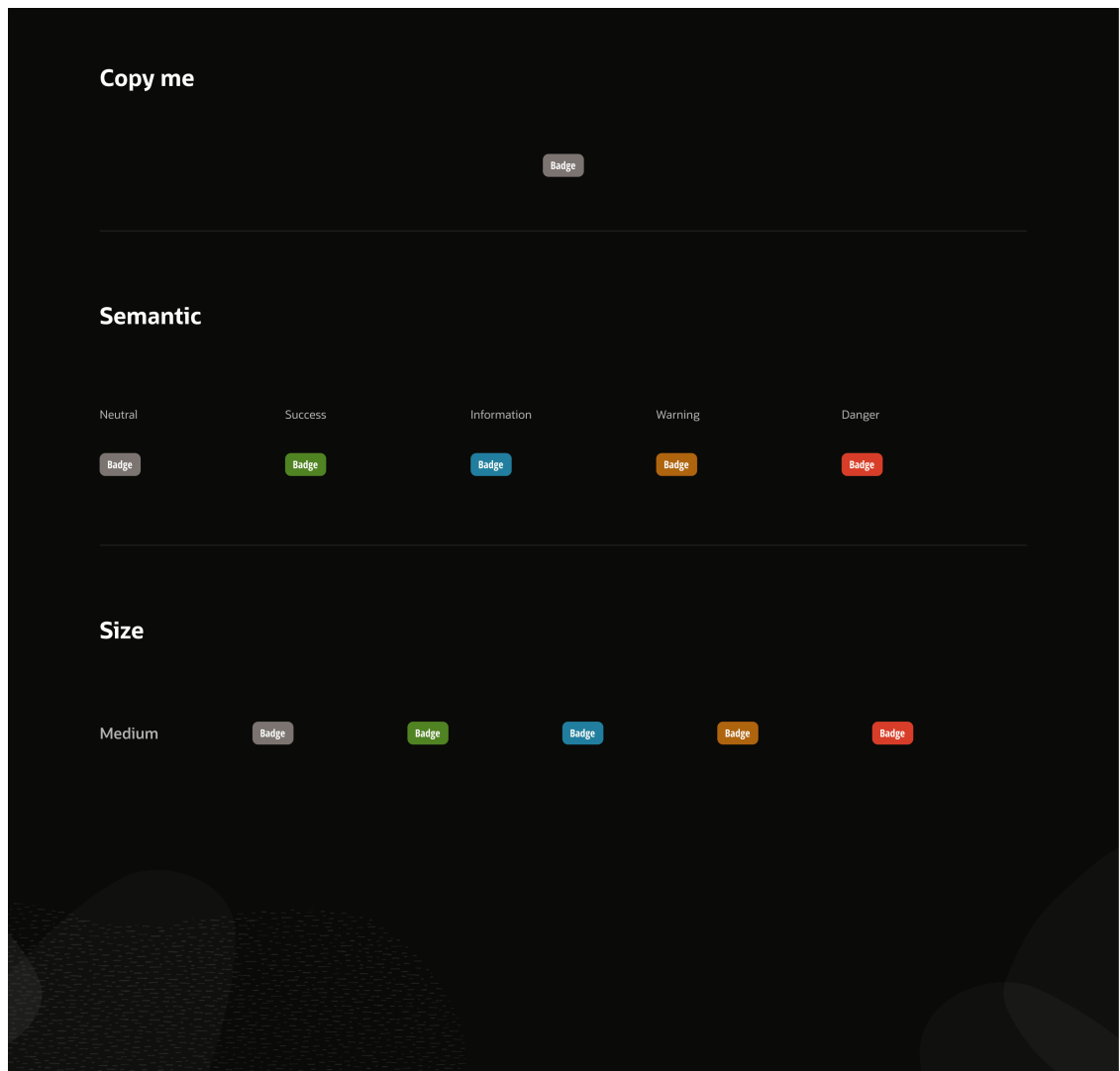
Badge

This topic provides information on **Badge**.

Badges are brief textual or numerical labels that provide at-a- glance status info to bring attention to items in a particular state or condition. Typically one word, it can also be a number, which can be supplemented with a tooltip.

<https://www.oracle.com/webfolder/technetwork/jet/jetCookbook.html?component=badge&demo=overview>

Figure 14-1 Badge



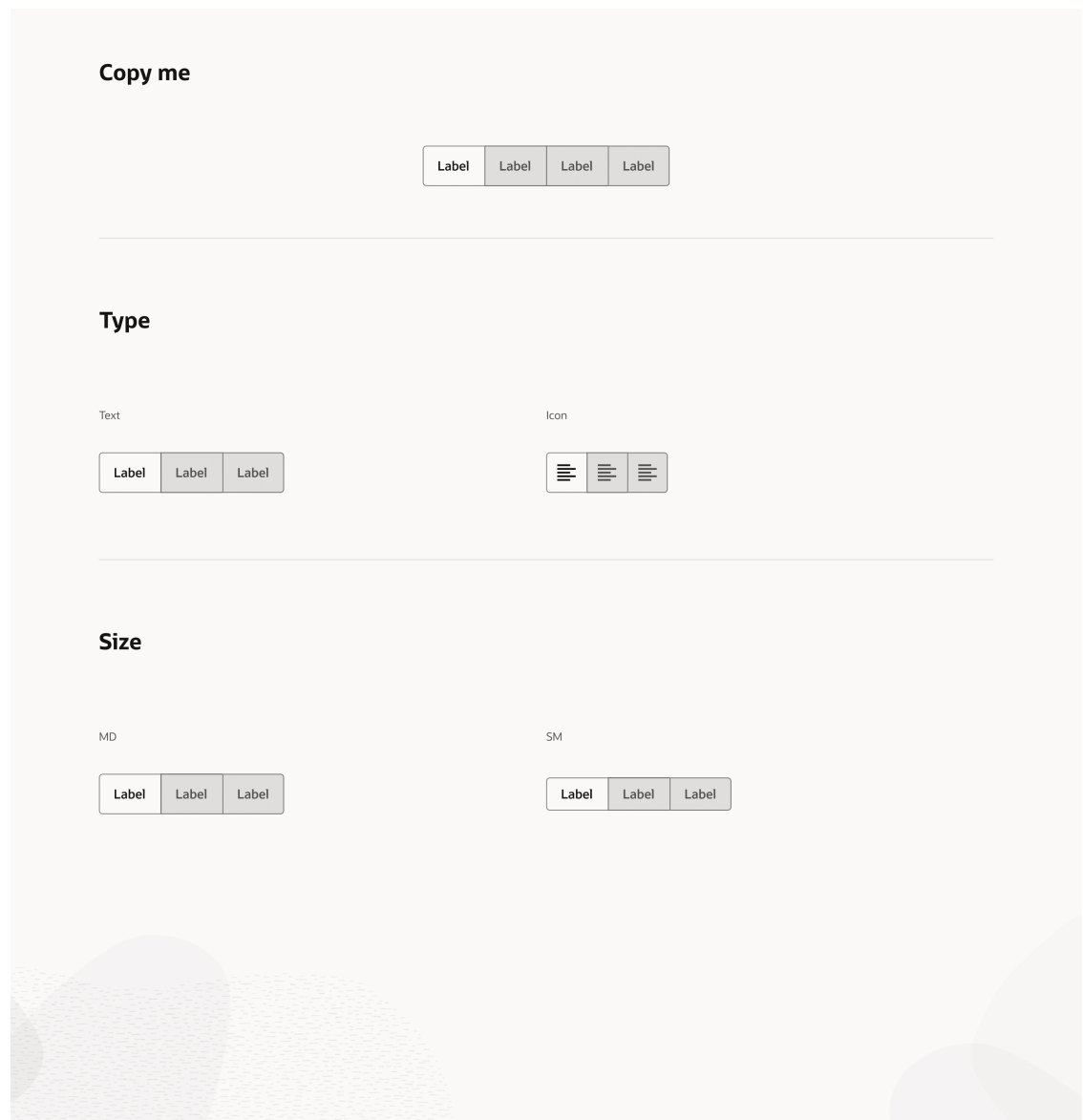
15

Toggle Button

This topic describes the systematic instruction to **Toggle Button** option.

<https://www.oracle.com/webfolder/technetwork/jet/jetCookbook.html?component=buttonsetone&demo=oneOverview>

Figure 15-1 Toggle Button



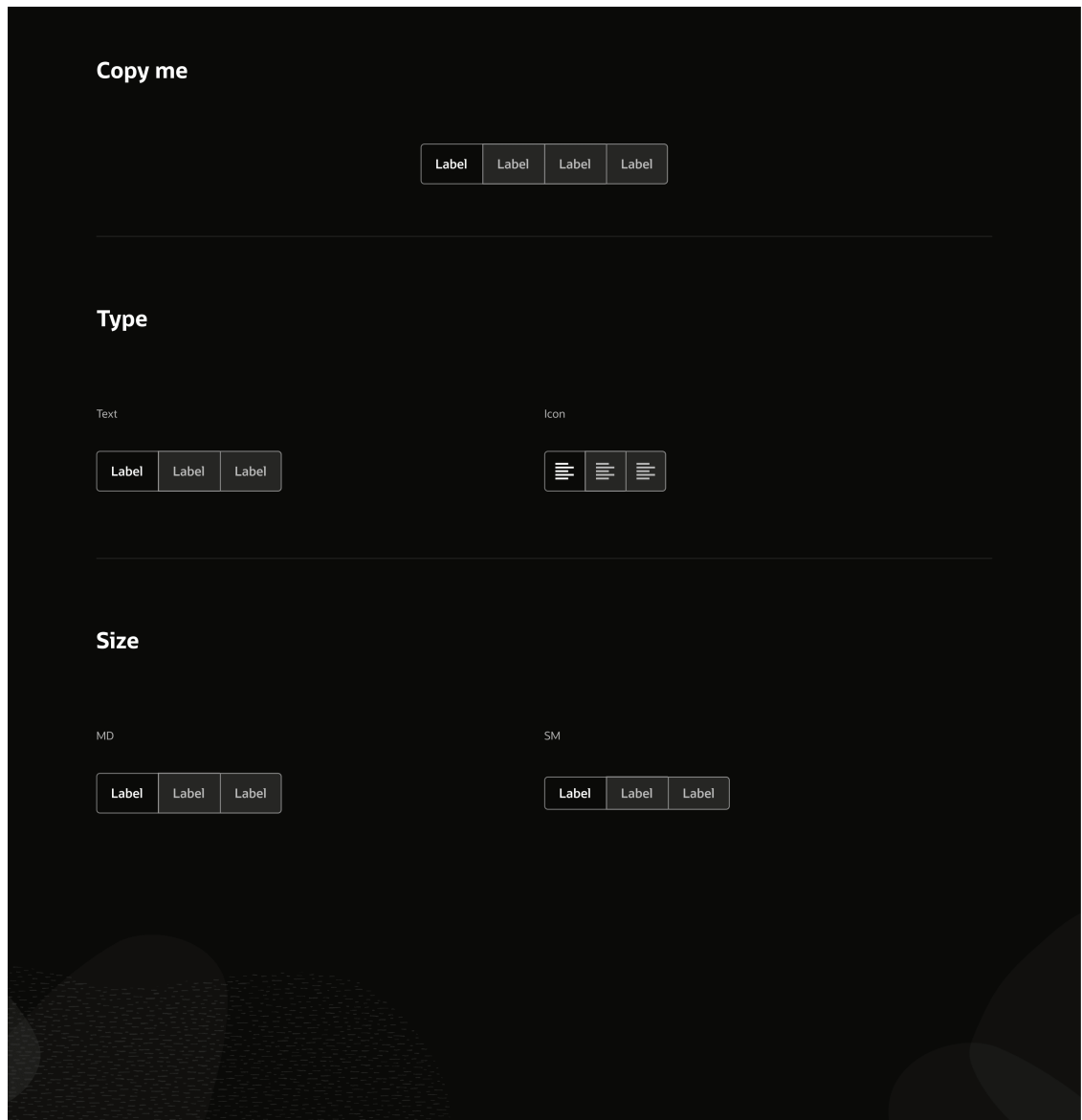
16

Toggle Button

This topic describes the systematic instruction to **Toggle Button** option.

<https://www.oracle.com/webfolder/technetwork/jet/jetCookbook.html?component=buttonsetone&demo=oneOverview>

Figure 16-1 Toggle Button



17

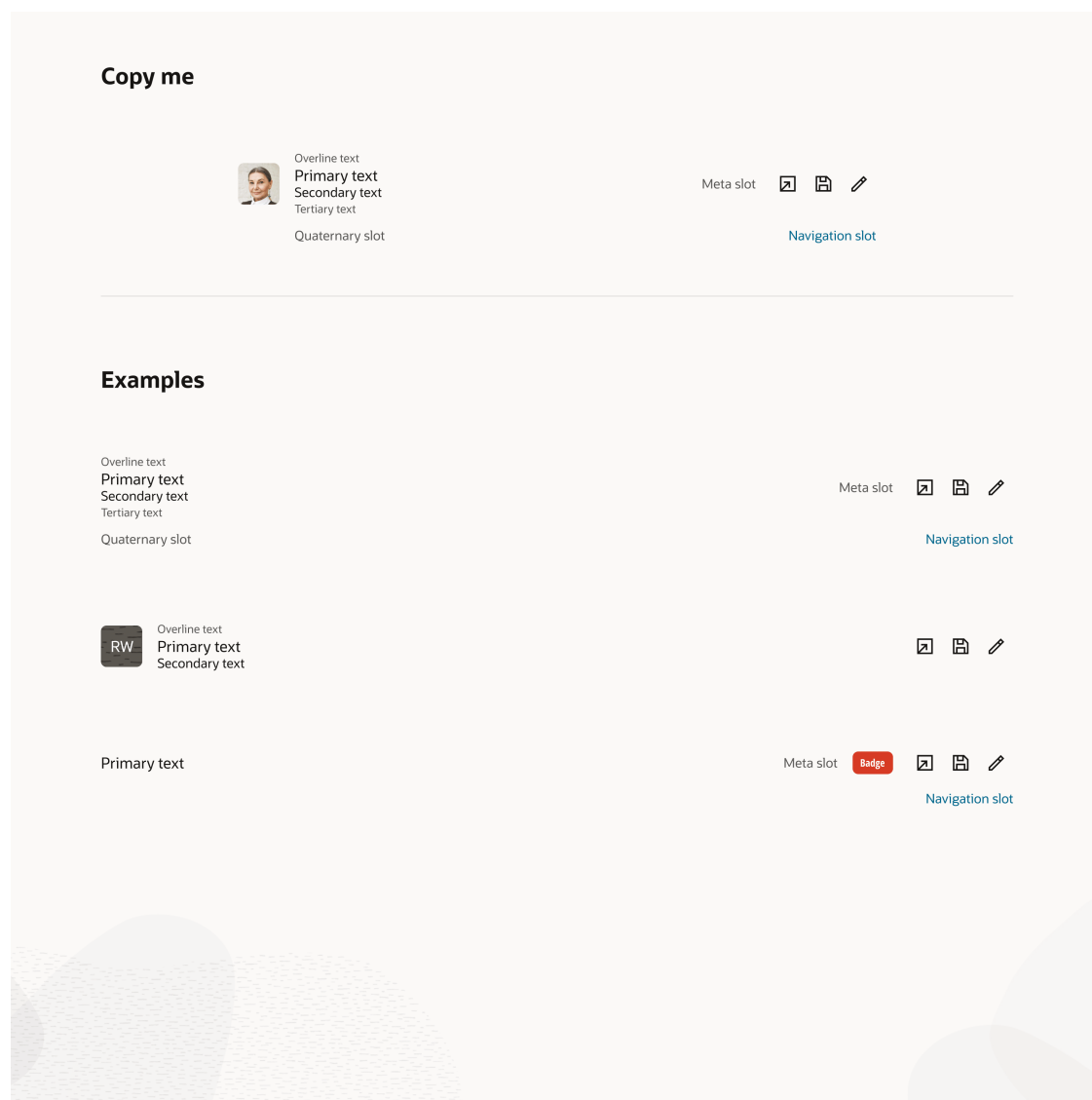
List Item Layout

This topic describes the systematic instruction to **List Item Layout** option.

List item layout are flexible containers used to lay out single column content in a list view.

<https://www.oracle.com/webfolder/technetwork/jet/jetCookbook.html?component=listItemLayoutCorepack&demo=overview>

Figure 17-1 List Item Layout



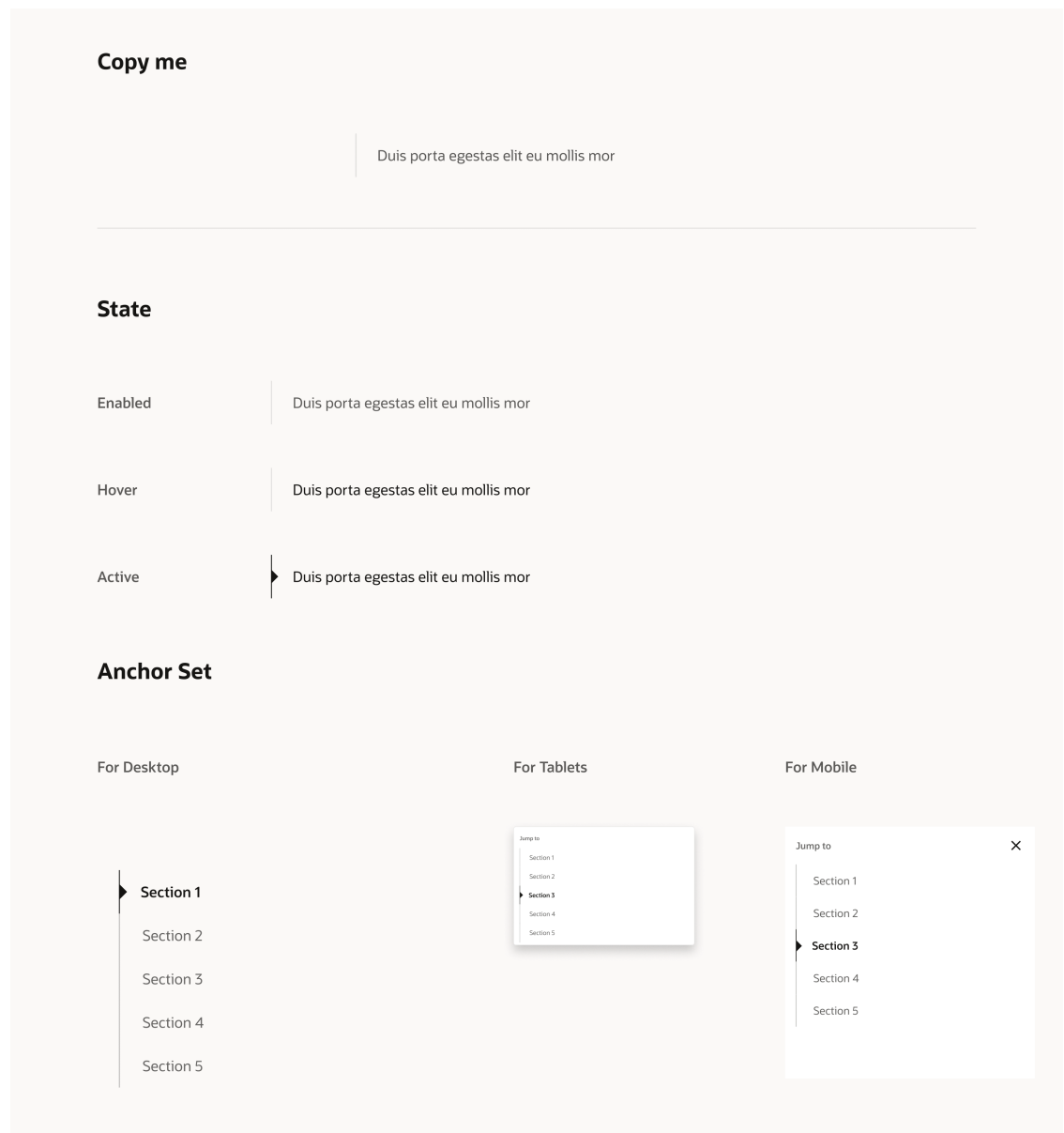
18

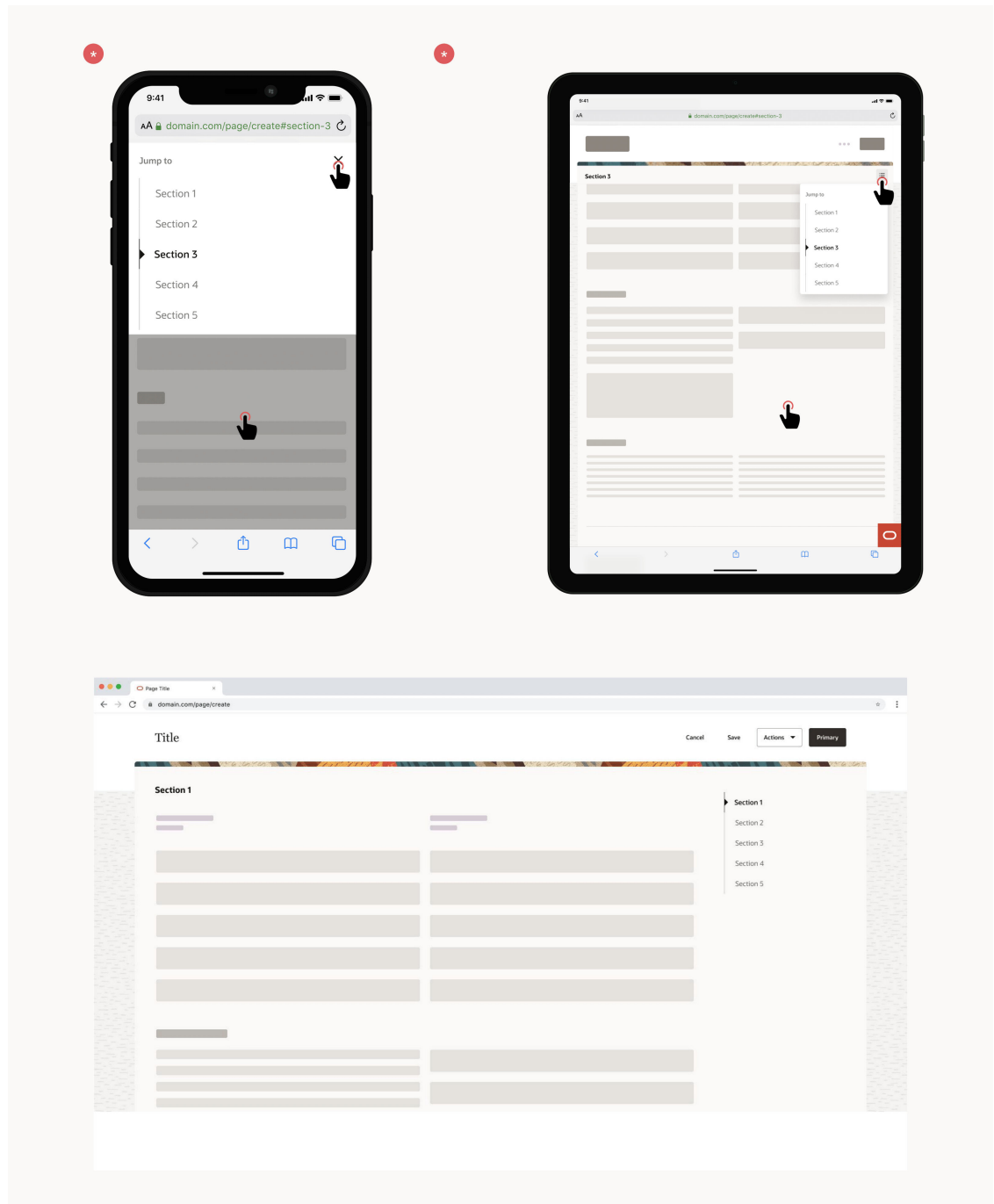
Anchor Navigation

This topic describes the systematic instruction to **Anchor Navigation** option.

<https://redwood-ux.us.oracle.com:8000/vb/webApps/spectra/vp/sp-comp-feature-demos/vertical-anchor-navigator?selectedSection=employmentInfo>

Figure 18-1 Anchor Navigation





19

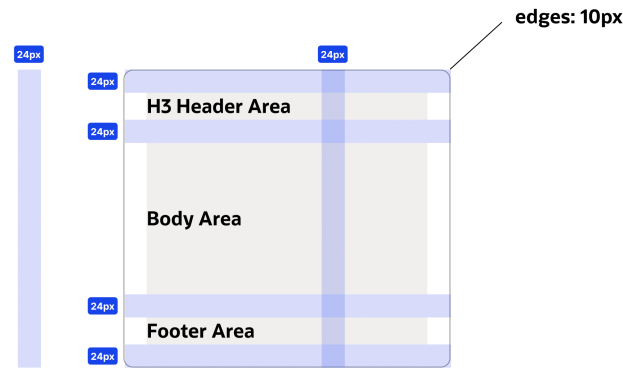
Widgets for OBDX

This topic describes the systematic instruction to **Widgets for OBDX** option.

[Typography](#)

Figure 19-1 Widgets for OBDX

Container Specs



Examples

Recent Transactions

Accounts
My Savings Account, XXXX-0014

Feb 24, 2023

INR 12,009.50

UPI-CREDCLUB1-CRED.CLUB@AXISB-UTIB0000678-51857458...

Debit

Feb 24, 2023

INR 546.50

CREDIT INTEREST CAPITALISED

Credit

Feb 24, 2023

INR 2,009.50

CRV POS-511499*****6177-0101-SWIGGY

Debit

Feb 24, 2023

INR 12,009.50

POS 511499*****6177 PAYTM_ADDMONEYTO

Debit

Feb 24, 2023

INR 1,20,000.50

SALARY CREDITED

Credit

[View All](#)

Quick Insights

Credit Card Bill Overdue For Futura Platinum Card (xxxx-0023)
Your credit card bill is past due. Please make a payment to avoid further fees and credit score impact.

Pay Bill

View Statement

...

Empty State

These are the maximum elements that can be added in the widgets empty state of OBDX. You can only hide any component and not add a compone
(Specific to OBDX)



Drawer Template - Single Stage

This topic describes the systematic instruction to **Drawer Template - Single Stage** option.

<https://redwood-ux.us.oracle.com:8000/vb/webApps/spectra/vp/sp-comp-feature-demos/create-edit-drawer-template>

Figure 20-1 Drawer Template - Single Stage

XL: 1440+

Service Requests

Company

Required

Tax Organization Type

Required

Corporate Website

Required

D-U-N-S Number

Required

Tax Payer ID

Required

Tax Registration Number

Required

Q Search

☐ Counter

+

Primary 1

Primary 2

Primary 3

Action Group

Action Item

Invoice Numbe

PO Number

Invoice Amoun

Supplier

☐ Feugiat eget

910591622

910591622

Venenatis eu

Consecte

☐ Pretium dui

910591123

910591123

Euismod...

Id hendre

☐ Pulvinar...

GC-1238...

GC-1238...

Tincidunt...

Commodi

☒ Mauris enim

AT-345923

AT-345923

Eget suscipit

Consequa

☐ Pretium dui

910591123

910591123

Euismod...

Id hendre

☐ Pulvinar...

GC-1238...

GC-1238...

Tincidunt...

Commodi

Drawer title

Secondary

Label

Treasury Payment Number

52

Required

Offset Party Name

Alderon Tech

Required

Offset Amount

250.00 USD

Required

Label

Label

Cancel

Secondary

Primary

LG: 1024 - 1439

Service Requests

Company

Required

Supplier Type

Required

D-U-N-S Number

Required

Tax Payer ID

Required

Tax Organization Type

Required

Corporate Website

Required

Tax Registration Number

Required

Drawer title

Secondary

Label

Treasury Payment Number

52

Required

Offset Party Name

Alderon Tech

Required

Offset Amount

250.00 USD

Required

Label

Label

MD: 600 - 1023

Service Request

Company

Tax Organization Type

Supplier Type

Corporate Website

D-U-N-S Number

Tax Country

Tax Payer ID

Tax Registration

Search

☐ Counter

☐ Action

☐ Feugiat

☐ Pretium

☐ Pulvinar

Drawer title

Secondary

Label

Treasury Payment Number

52

Required

Offset Party Name

Alderon Tech

Required

Offset Amount

250.00 USD

Required

Label

Label

Cancel

Primary

SM: 320 - 599

Service Requests

Company

Required

Tax Organization Type

Required

Supplier Type

Required

Corporate Website

Required

D-U-N-S Number

Required

Tax Country

Required

Tax Payer ID

Required

Drawer title

Secondary

Label

Treasury Payment Number

52

Required

Offset Party Name

Alderon Tech

Required

Offset Amount

250.00 USD

Required

Label

Label

Cancel

Primary

21

Templates

This topic describes the systematic instruction to **Templates** option.

Figure 21-1 Templates

Page Header Context Switcher

Section Header 1

Label

Label

Section Header 2

Toggle 1 Toggle 2

Label

Section Header 3

Label

Label

Cancel Primary Action

Page Header Context Switcher

General Details

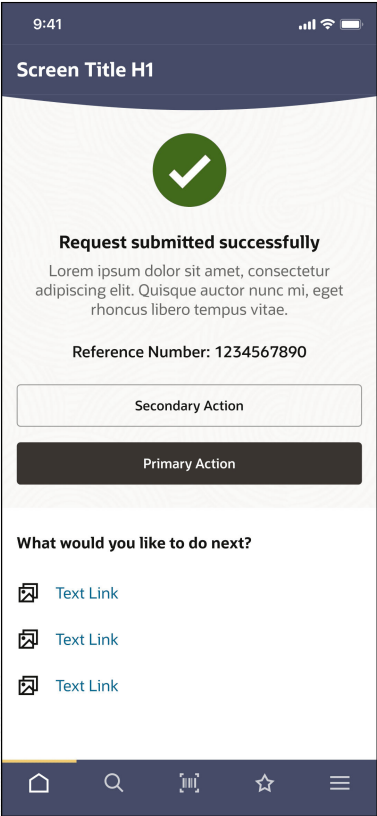

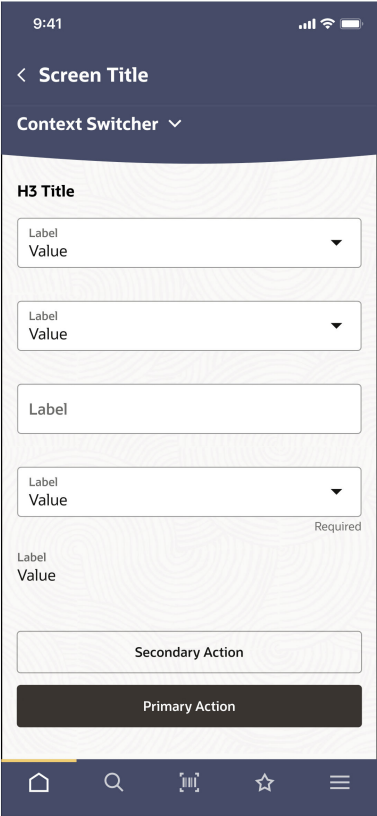
Recent Transactions

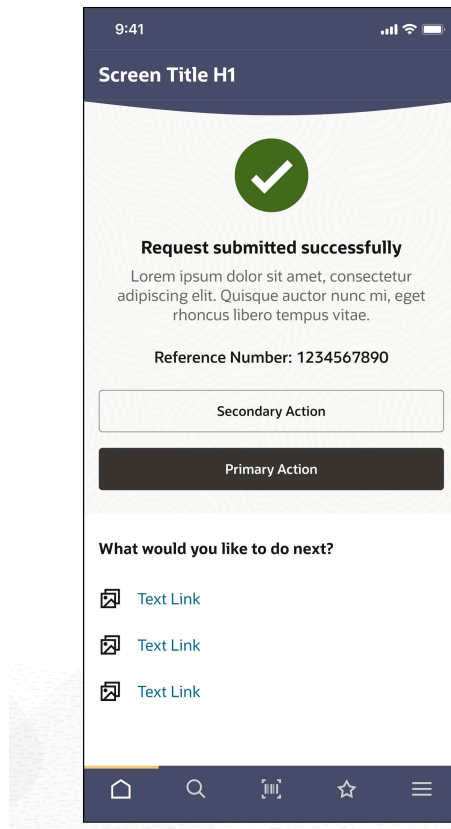
Transaction Date	Description	Type	Amount
4/27/23	Lorem ipsum dolor sit ame	Debit	₹ 345,231.00
4/27/23	Consectetur adipiscing elit	Debit	₹ 76,672.42
4/26/23	sed do eiusmod tempor...	Debit	₹ 32,231.00
4/24/23	ut labore et dolore magna...	Debit	₹ 23,431.00
4/24/23	Lorem ipsum dolor sit ame	Credit	₹ 5,231.00

Additional Information

Short Label	Label that is long	Label Value
Label	Label	Label
₹ 5,231.00	₹ 5,231.00	₹ 5,231.00

More Actions Primary Action





Index

A

Anchor Navigation, [1](#)

B

Badge, [1](#), [1](#)

Button, [1](#), [1](#)

C

Component Calibration, [1](#)

D

Date, [1](#)

Drawer Template - Single Stage, [1](#)

I

Input Fields, [1](#)

Interaction, [1](#)

L

List Item Layout, [1](#)

N

Number, [1](#)

P

Password, [1](#)

S

Select Single, [1](#)

Slider - Single, [1](#)

T

Templates, [1](#)

Toggle Button, [1](#), [1](#)

Typography for Desktop, [1](#)

Typography for Mobile, [1](#)

W

Widgets for OBDX, [1](#)