

Oracle® Banking Corporate Lending Process Management Integration Guide



Release 14.7.4.0.0

G11880-01

June 2024

The Oracle logo, consisting of a solid red square with the word "ORACLE" in white, uppercase, sans-serif font centered within it.

ORACLE®

Oracle Banking Corporate Lending Process Management Integration Guide, Release 14.7.4.0.0

G11880-01

Copyright © 2018, 2024, Oracle and/or its affiliates.

Primary Authors: (primary author), (primary author)

Contributing Authors: (contributing author), (contributing author)

Contributors: (contributor), (contributor)

This software and related documentation are provided under a license agreement containing restrictions on use and disclosure and are protected by intellectual property laws. Except as expressly permitted in your license agreement or allowed by law, you may not use, copy, reproduce, translate, broadcast, modify, license, transmit, distribute, exhibit, perform, publish, or display any part, in any form, or by any means. Reverse engineering, disassembly, or decompilation of this software, unless required by law for interoperability, is prohibited.

The information contained herein is subject to change without notice and is not warranted to be error-free. If you find any errors, please report them to us in writing.

If this is software, software documentation, data (as defined in the Federal Acquisition Regulation), or related documentation that is delivered to the U.S. Government or anyone licensing it on behalf of the U.S. Government, then the following notice is applicable:

U.S. GOVERNMENT END USERS: Oracle programs (including any operating system, integrated software, any programs embedded, installed, or activated on delivered hardware, and modifications of such programs) and Oracle computer documentation or other Oracle data delivered to or accessed by U.S. Government end users are "commercial computer software," "commercial computer software documentation," or "limited rights data" pursuant to the applicable Federal Acquisition Regulation and agency-specific supplemental regulations. As such, the use, reproduction, duplication, release, display, disclosure, modification, preparation of derivative works, and/or adaptation of i) Oracle programs (including any operating system, integrated software, any programs embedded, installed, or activated on delivered hardware, and modifications of such programs), ii) Oracle computer documentation and/or iii) other Oracle data, is subject to the rights and limitations specified in the license contained in the applicable contract. The terms governing the U.S. Government's use of Oracle cloud services are defined by the applicable contract for such services. No other rights are granted to the U.S. Government.

This software or hardware is developed for general use in a variety of information management applications. It is not developed or intended for use in any inherently dangerous applications, including applications that may create a risk of personal injury. If you use this software or hardware in dangerous applications, then you shall be responsible to take all appropriate fail-safe, backup, redundancy, and other measures to ensure its safe use. Oracle Corporation and its affiliates disclaim any liability for any damages caused by use of this software or hardware in dangerous applications.

Oracle®, Java, MySQL, and NetSuite are registered trademarks of Oracle and/or its affiliates. Other names may be trademarks of their respective owners.

Intel and Intel Inside are trademarks or registered trademarks of Intel Corporation. All SPARC trademarks are used under license and are trademarks or registered trademarks of SPARC International, Inc. AMD, Epyc, and the AMD logo are trademarks or registered trademarks of Advanced Micro Devices. UNIX is a registered trademark of The Open Group.

This software or hardware and documentation may provide access to or information about content, products, and services from third parties. Oracle Corporation and its affiliates are not responsible for and expressly disclaim all warranties of any kind with respect to third-party content, products, and services unless otherwise set forth in an applicable agreement between you and Oracle. Oracle Corporation and its affiliates will not be responsible for any loss, costs, or damages incurred due to your access to or use of third-party content, products, or services, except as set forth in an applicable agreement between you and Oracle.

Contents

Preface

Purpose	iv
Audience	iv
Documentation Accessibility	iv
Diversity and Inclusion	v
Related Resources	v
Conventions	v
Screenshot Disclaimer	v
Acronyms and Abbreviations	v
Basic Actions	vi
Symbols and Icons	vii
Scope	x

1 Integration Services

1.1 Services required for integration	1-1
---------------------------------------	-----

Preface

This topic contains following sub-topics:

- [Purpose](#)
- [Audience](#)
- [Documentation Accessibility](#)
- [Diversity and Inclusion](#)
- [Related Resources](#)
- [Conventions](#)
- [Screenshot Disclaimer](#)
- [Acronyms and Abbreviations](#)
- [Basic Actions](#)
- [Symbols and Icons](#)
- [Scope](#)

Purpose

This guide is designed to help acquaint you with the Oracle Banking Corporate Lending Process Management (OBCLPM) application. This document provides integration service recommendations for OBCLPM, that includes:

- Limit utilization from ELCM
- Party Creation from OBPY
- Facility creation from OBCFPM
- Loan processing from OBCL

Audience

This guide is intended for Developers for the OBCLPM product and third party or vendor software's. Some information may be relevant to IT decision makers and users of the application are also included. Readers are assumed to possess basic operating system, network, and system administration skills with awareness of vendor/third-party software's and knowledge of OBCLPM application.

Documentation Accessibility

For information about Oracle's commitment to accessibility, visit the Oracle Accessibility Program website at <http://www.oracle.com/pls/topic/lookup?ctx=acc&id=docacc>.

Access to Oracle Support

Oracle customer access to and use of Oracle support services will be pursuant to the terms and conditions specified in their Oracle order for the applicable services.

Diversity and Inclusion

Oracle is fully committed to diversity and inclusion. Oracle respects and values having a diverse workforce that increases thought leadership and innovation. As part of our initiative to build a more inclusive culture that positively impacts our employees, customers, and partners, we are working to remove insensitive terms from our products and documentation. We are also mindful of the necessity to maintain compatibility with our customers' existing technologies and the need to ensure continuity of service as Oracle's offerings and industry standards evolve. Because of these technical constraints, our effort to remove insensitive terms is ongoing and will take time and external cooperation.

Related Resources

For more information on any related features, refer to the following documents:

- *OBCLPM Bilateral loans User Manual*
- *OBCLPM Loan Syndication User Manual*
- *OBCLPM Configurations User Guide*
- *OBCLPM API Security Guide*

Conventions

The following text conventions are used in this document:

Convention	Meaning
boldface	Boldface type indicates graphical user interface elements associated with an action, or terms defined in text or the glossary.
<i>italic</i>	Italic type indicates book titles, emphasis, or placeholder variables for which you supply particular values.
monospace	Monospace type indicates commands within a paragraph, URLs, code in examples, text that appears on the screen, or text that you enter.

Screenshot Disclaimer

Personal information used in the interface or documents is dummy and does not exist in the real world. It is only for reference purposes.

Acronyms and Abbreviations

The list of the acronyms and abbreviations that are used in this guide are as follows:

Table 1 Acronyms and Abbreviations

Abbreviation	Description
API	Application Programming Interface
ELCM	Enterprise Limits and Collateral Management
OBCFPM	Oracle Banking Credit Facilities Process Management
OBCL	Oracle Banking Corporate Lending
OBCLPM	Oracle Banking Corporate Lending Process Management
OBPY	Oracle Banking Party Module
SME	Small and Medium Sized Enterprises

Basic Actions

Table 2 List of Basic Actions


Action	Description
Approve	Click Approve to approve the initiated report. This button is displayed, once the user click Authorize .
Audit	Click Audit to view the maker details, checker details of the particular record, and record status. This button is displayed only for the records that are already created.
Authorize	Click Authorize to authorize the record created. A maker of the screen is not allowed to authorize the report. Only a checker can authorize a record. This button is displayed only for the already created records.
Close	Click Close to close a record. This action is available only when a record is created.
Confirm	Click Confirm to confirm the performed action.
Cancel	Click Cancel to cancel the performed action.
Compare	Click Compare to view the comparison through the field values of old record and the current record. This button is displayed in the widget, once the user click Authorize .
Collapse All	Click Collapse All to hide the details in the sections. This button is displayed, once the user click Compare .
Expand All	Click Expand All to expand and view all the details in the sections. This button is displayed, once the user click Compare .
New	Click New to add a new record. The system displays a new record to specify the required data. <div style="border-left: 2px solid #0070C0; border-bottom: 2px solid #0070C0; padding: 10px; margin-top: 10px;"> <p> Note: The fields which are marked with Required are mandatory.</p> </div>
OK	Click OK to confirm the details in the screen.
Save	Click Save to save the details entered or selected in the screen.

Table 2 (Cont.) List of Basic Actions

Action	Description
View	Click View to view the report details in a particular modification stage. This button is displayed in the widget, once the user click Authorize .
View Difference only	Click View Difference only to view a comparison through the field element values of old record and the current record, which has undergone changes. This button is displayed, once the user click Compare .

Symbols and Icons

The following symbols and icons are used in the screens.

Table 3 Symbols and Icons - Common







Symbol/Icon	Function
	Minimize
	Maximize
	Close
	Perform Search
	Open a list
	Add a new record

Table 3 (Cont.) Symbols and Icons - Common










Symbol/Icon	Function
	Navigate to the first record
	Navigate to the last record
	Navigate to the previous record
	Navigate to the next record
	Grid view
	List view
	Refresh
	Calendar
	Filter

Table 3 (Cont.) Symbols and Icons - Common






Symbol/Icon	Function
	Copy a record
	Click this icon to add a new row.
	Click this icon to delete an existing row.
	Click to view the created record.
	Click to unlock, delete, authorize or view the created record.

Table 4 Symbols and Icons - Audit Details




Symbol/Icon	Function
	A user
	Date and time
	Unauthorized or Closed status

Table 4 (Cont.) Symbols and Icons - Audit Details






Symbol/Icon	Function
	Authorized or Open status

Table 5 Symbols and Icons - Widget

Symbol/Icon	Function
	Open status
	Unauthorized status
	Closed status
	Authorized status

Scope

This topic contains the following sub-topics:

- [Read Sections Completely](#)
- [Understand the Purpose of this Guidance](#)
- [Limitations](#)

Read Sections Completely

Each section should be read and understood completely. Instructions should never be blindly applied. Relevant discussion may occur immediately after instructions for an action, so be sure to read whole sections before beginning implementation.

Understand the Purpose of this Guidance

The purpose of the guidance is to provide necessary integration services for Oracle Banking Corporate Lending Process Management application.

Limitations

This guide is limited in its scope to integration services guideline for developers.

1

Integration Services

This topic contains following sub-topic:

- [Services required for integration](#)

1.1 Services required for integration

The services listed below are required for OBCLPM integration. Please make sure that the following services are available before the implementation:

S.No	Provider System	Service URL	Service Description	Stage/Domain/ Reason When Called	Remarks
1.	OBCL	OBCLLSService/ SyndicationTrancheAmend	SyndicationTrancheAmend	Tranche Amendment Handoff	Service API which is used to render Tranche Amendment info to back office system. Service used in (Handoff stage) Tranche Amendment Process
2.	OBCL	OBCLLSService/ SyndicationDrawdownAmend	SyndicationDrawdownAmend Service	During Drawdown Amendment	Service API which is used to create Drawdown Amendment Service used in (Enrichment stage) Agency Drawdown Process
3.	OBCL	OBCLLSService/ CreateBulkPayment	To Create Bulk Payment	During Bulk Payment Handoff	Service API which is used to create Bulk Payment . Service used in (Handoff stage) Bulk Payment Stage

S.No	Provider System	Service URL	Service Description	Stage/Domain/ Reason When Called	Remarks
4.	OBCL	FCUBSOLService/ QueryContract	To Query Contract booked in OBCL	Initiation Stage	Service API which is used to get Contract for initiation. Service used in (Initiation) Loan Processes
5.	OBCL	OBCLLSService/ QueryFacilityContract	Query Syndication Facility Contract	Operation Enrichment stage	Service API which is used to fetch Facility Product. Service used in (Operation Enrichment stage) Ops Enrichment Process
6.	ELCM	ELCM_ELFacilityBlock / CloseFacilityBlock	Close Bilateral Facility Block	Enrichment stage of Loans	Service API which is used to close the ELCM facility . Service used in (Loan Enrichment stage) Loan Origination Process
7.	OBCL	FCUBSOLService/ SMESCreateContract	Create SME Loan	Creating SME Loans in Handoff	Service API which is used to create the SME Loans. Service used in (Handoff stage) SME Loans Process
8.	OBCL	OBCLLSService/ QueryDDContract	To Query DD Contract	Initiation Stage of All Syndication flows	Service API which is used to Initiate the Syndication flows with Drawdown. Service used in (Initiation Stage) All Syndication Process

S.No	Provider System	Service URL	Service Description	Stage/Domain/ Reason When Called	Remarks
9.	OBCL	FCUBSOLService/ QueryLoanOSAmount	Query Bilateral Loan Outstanding Amount	Bilateral Loan Payment Entry Stage	Service API which is used to fetch the backoffice payment component details . Service used in (Entry stage) Bilateral Payment Process
10.	OBCL	OBCL_Customer/ QueryCustomer	QueryCustomer	To Query Customer	All Loan Processes
11.	OBCFPM	OBCFPM_Facility/ NewFacilityRequest	NewFacilityRequest	Loan/ Drawdown Enrichment	Service API which is used to hand off the Facility information to OBCL. Service used in (Handoff stage) Loan Origination/ Drawdown Process
12.	OBCL	OBCLLSService/ CreateFacilityContract	Create Syndication Facility Contract	Handoff Stage of Ops Enrichment	Service API which is used to hand off the Operation Enrichment details to OBCL Service used in (Handoff stage) Operation Enrichment Process
13.	OBCL	OBCLLSService/ RestructureTrancheContract	Restructure Syndication Tranche Contract	Handoff Restructuring entry details	Service API which is used to handoff Import Restructuring Tranche Details to back-office system. Service used in (Handoff stage) Restructure Process

S.No	Provider System	Service URL	Service Description	Stage/Domain/ Reason When Called	Remarks
14.	OBCL	OBCLLSService/ CreatePartTransfer	CreatePartTransfer	Handoff Stage	Service API which is used to Handoff Participant information to back- office system. Service used in (Handoff stage) Participant Transfer Process
15.	OBCL	FCUBSOLService/ CreatePayment	CreatePayment for Bilateral	Handoff for Payment	Service API which is used to render the payment information to back office system. Service used in (Handoff stage) Payment Process
16.	OBCL	OBCLLSService/ SyndicationTrancheAmend	SyndicationTrancheAmend	Tranche Amendment Handoff	Service API which is used to render Tranche Amendment info to back office system. Service used in (Handoff stage) Tranche Amendment Process
17.	OBCL	FCUBSOLService/ ModifyContAmend	Modify Contract for Amendment - VAMI Loan	Financial Amendment Handoff	Service API which is used to render Financial Amendment to back office system. Service used in (Handoff stage) Tranche Financial Amendment Process

S.No	Provider System	Service URL	Service Description	Stage/Domain/Reason When Called	Remarks
18.	OBCL	FCUBSOLService/ CreateCustEntity	Create Party Entity	Party Entity	Service API which is used to render Party Entity info to back office system. Service used in (Enrichment stage)
19.	OBCL	OBCLLSService/ LBModifyContractAmendFS	Modify Syndication Loan	Tranche Margin Amendment Handoff	Service API which is used to render Margin Amendment to back office system. Service used in (Handoff stage) Tranche Margin Amendment Process
20.	OBCL	OBCLLSService/ CalculateLBPayment	CalculateLBPayment	LB Payment Enrichment	Service API which is used to get Payment Info from back office system. Service used in (Enrichment stage) LB Payment Process
21.	OBCL	OBCLLSService/ QueryTrancheContract	Query Syndication Tranche Contract	Query Syndication Tranche Contract	Service API which is used to get the tranche details from backoffice. Service used in (Initiation stage) Syndication Process
22.	OBCL	OBCLLSService/ QueryLBPayment	Query Payment of Syndication Loan	LB Payment Initiation	Service API which is used to get Payment Info from back office system. Service used in (Initiation stage) LB Payment Process

S.No	Provider System	Service URL	Service Description	Stage/Domain/ Reason When Called	Remarks
23.	OBCL	OBCLLSService/ CreateLBPayment	Create Payment for Syndication Loan	Create Payment Handoff	Service API which is used to render Payment details to backoffice. Service used in (Handoff stage) Payment Process
24.	OBCL	OBCLLSService/ QueryBorrowerScheduleComponents	Query Syndication Borrower Schedule Components	Enrichment Stage	Service API which is used to get Schedule Information . Service used in (Enrichment stage) Loan/ Syndication Process
25.	OBCL	FCUBSOLService/ CreateContractSim	Create Bilateral Contract Simulation	Bilateral Handoff	Service API which is used to render contract info to backoffice. Service used in (Handoff stage) Loans simulation Process
26.	OBCL	OBCLLSService/ LBConsolRollover	Syndication Consolidation Rollover	Handoff Stage	Service API which is used to render console rollover information to backoffice. Service used in (Handoff stage) Console Rollover Process
27.	OBCL	OBCLLSService/ ModifyMarginAmendment	ModifyMarginAmendment	Margin Amendment Handoff	Service API which is used to render Tranche MarginAmendment info to backoffice. Service used in (Handoff stage) Tranche Margin Amendment Process

S.No	Provider System	Service URL	Service Description	Stage/Domain/ Reason When Called	Remarks
28.	OBPY	OBPY_Party/ PartyOnboardin g	PartyOnboardin g	Enrichment Stage	Service API which is used to put PartyOnboardin g Information to OBPY . Service used in (Enrichment stage) Loan/ Syndication Process
29.	OBCL	OBCLLSServic e/ CreateTranche Contract	Create Syndication Tranche Contract	Syndication Handoff	Service API which is used to render Tranche created from ops enrichment to backoffice. Service used in (Handoff stage) Ops Enrichment Process
30.	OBCL	OBCLLSServic e/ QueryBorrower Product	Query Syndication Borrower Product	Additional Loan Detail DS	Service API which is used to get borrower product details. Service used in (Enrichment stage) Loan/ Syndication Process
31.	OBCL	FCUBSOLServi ce/ ModifyContract	Modify Bilateral Contract (Non Financial) - CAMD Loan	Non Fin Amendment Handoff	Service API which is used to render CAMD info to backoffice. Service used in (Handoff stage) Non Fin Amendment Process

S.No	Provider System	Service URL	Service Description	Stage/Domain/ Reason When Called	Remarks
32.	OBCL	OBCLLSService/ CreateFacilityBlock	Create Bilateral Facility Block	Operation Enrichment Handoff	Service API which is used to render Facility created from CLPM to backoffice. Service used in (Handoff stage) Ops Enrichment Process
33.	OBCL	OBCLLSService/ LBSplitRollover	LBSplitRollover	Split Rollover Handoff	Service API which is used to render splitrollover info to backoffice. Service used in (Handoff stage) SplitRollover Process
34.	OBCL	FCUBSOLService/ CreateContract	Create Bilateral Contract	Loan Origination Handoff	Service API which is used to render contract created from CLPM to backoffice. Service used in (Handoff stage) Loan/ Drawdown Process
35.	OBCL	FCUBSOLService/ RolloverContract	Bilateral Rollover	Bilateral Rollover Handoff	Service API which is used to render loans rollover info to backoffice. Service used in (Handoff stage) Rollover Process
36.	OBCL	FCUBSOLService/ QuerySchedule Components	Query Bilateral Schedule Components	Loan Origination Enrichment	Service API which is used to get the Payment Schedules. Service used in (Enrichment stage) Loan/ Drawdown Process

S.No	Provider System	Service URL	Service Description	Stage/Domain/ Reason When Called	Remarks
37.	OBCL	FCUBSOLService/ QueryProduct	Query Bilateral Product	Enrichment Stage	Service API which is used to get Product info from OBCL. Service used in (Enrichment stage) Loan/ Drawdown Process
38.	OBCL	OBCLLSService/ CreateDrawdownContract	Create Syndication Drawdown Contract	Operation Enrichment Handoff	Service API which is used to render Drawdown created from CLPM to backoffice. Service used in (Handoff stage) Ops Enrichment Process