

Oracle® Banking Branch Cloud Service Integration Guide



Release 14.8.1.0.0
G47587-01
October 2025

ORACLE®

Copyright © 2025, Oracle and/or its affiliates.

This software and related documentation are provided under a license agreement containing restrictions on use and disclosure and are protected by intellectual property laws. Except as expressly permitted in your license agreement or allowed by law, you may not use, copy, reproduce, translate, broadcast, modify, license, transmit, distribute, exhibit, perform, publish, or display any part, in any form, or by any means. Reverse engineering, disassembly, or decompilation of this software, unless required by law for interoperability, is prohibited.

The information contained herein is subject to change without notice and is not warranted to be error-free. If you find any errors, please report them to us in writing.

If this is software, software documentation, data (as defined in the Federal Acquisition Regulation), or related documentation that is delivered to the U.S. Government or anyone licensing it on behalf of the U.S. Government, then the following notice is applicable:

U.S. GOVERNMENT END USERS: Oracle programs (including any operating system, integrated software, any programs embedded, installed, or activated on delivered hardware, and modifications of such programs) and Oracle computer documentation or other Oracle data delivered to or accessed by U.S. Government end users are "commercial computer software," "commercial computer software documentation," or "limited rights data" pursuant to the applicable Federal Acquisition Regulation and agency-specific supplemental regulations. As such, the use, reproduction, duplication, release, display, disclosure, modification, preparation of derivative works, and/or adaptation of i) Oracle programs (including any operating system, integrated software, any programs embedded, installed, or activated on delivered hardware, and modifications of such programs), ii) Oracle computer documentation and/or iii) other Oracle data, is subject to the rights and limitations specified in the license contained in the applicable contract. The terms governing the U.S. Government's use of Oracle cloud services are defined by the applicable contract for such services. No other rights are granted to the U.S. Government.

This software or hardware is developed for general use in a variety of information management applications. It is not developed or intended for use in any inherently dangerous applications, including applications that may create a risk of personal injury. If you use this software or hardware in dangerous applications, then you shall be responsible to take all appropriate fail-safe, backup, redundancy, and other measures to ensure its safe use. Oracle Corporation and its affiliates disclaim any liability for any damages caused by use of this software or hardware in dangerous applications.

Oracle®, Java, MySQL, and NetSuite are registered trademarks of Oracle and/or its affiliates. Other names may be trademarks of their respective owners.

Intel and Intel Inside are trademarks or registered trademarks of Intel Corporation. All SPARC trademarks are used under license and are trademarks or registered trademarks of SPARC International, Inc. AMD, Epyc, and the AMD logo are trademarks or registered trademarks of Advanced Micro Devices. UNIX is a registered trademark of The Open Group.

This software or hardware and documentation may provide access to or information about content, products, and services from third parties. Oracle Corporation and its affiliates are not responsible for and expressly disclaim all warranties of any kind with respect to third-party content, products, and services unless otherwise set forth in an applicable agreement between you and Oracle. Oracle Corporation and its affiliates will not be responsible for any loss, costs, or damages incurred due to your access to or use of third-party content, products, or services, except as set forth in an applicable agreement between you and Oracle.

Contents

1	Oracle Banking Routing Hub	
2	Integration with External Core Banking System	
2.1	Deposits	1
2.2	Loans	4
2.3	Teller	7
2.4	CASA	8
	Index	

Preface

- [Purpose](#)
- [Audience](#)
- [Related Resources](#)
- [Acronyms and Abbreviations](#)
- [Screenshot Disclaimer](#)

Purpose

This guide describes the APIs that are configured in through Module.

Audience

This guide is primarily intended for the following user / user roles:

Table Audience

Role	Function
Implementation and IT Staff	Implementation and maintenance of the software.

Related Resources

The related documents are as follows:

-

Acronyms and Abbreviations

The following acronyms and abbreviations are used in this guide:

Table Acronyms

Abbreviation	Description
API	Application Programming Interface
EOD	End of Day
ELCM	Enterprise Limits and Collateral Management
OBACS	Oracle Banking Accounts Cloud Service
OBCDDA	Oracle Banking Corporate Demand Deposit Account

Screenshot Disclaimer

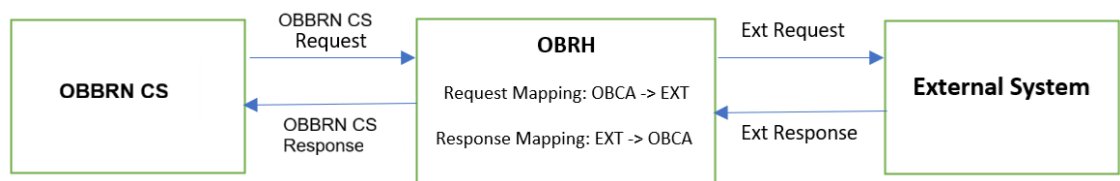
1

Oracle Banking Routing Hub

This topic provides the information about Oracle Banking Routing Hub.

Oracle Banking Routing Hub enables seamless and standardized integrations between FSGBU Banking Products using configurations provided as part of the product infrastructure as displayed below.

Figure 1-1 Oracle Banking Routing Hub



For more details on Oracle Banking Routing Hub configuration, refer to the *Oracle Banking Routing Hub Configuration Guide*.

2

Integration with External Core Banking System

This topic contains the following sub-topics:

- [Deposits](#)
This topic describes the systematic instructions for the deposits.
- [Loans](#)
This topic describes the systematic instructions for the loans.
- [Teller](#)
This topic describes the systematic instructions for the teller.
- [CASA](#)
This topic describes the systematic instructions for the CASA.

2.1 Deposits

This topic describes the systematic instructions for the deposits.

Configure Deposit Services, user can maintain the routing configuration of the Oracle Banking Routing Hub in the common core for Deposit Servicing transitions of the Oracle Banking Branch to create, update, and query the host system.

1. On the **Home** screen, click **Core Maintenance**. Under **Inter Connect**, click **Routing Hub**, and then select **Service Consumers** or specify **Service Consumers** in the search icon bar and select the screen.

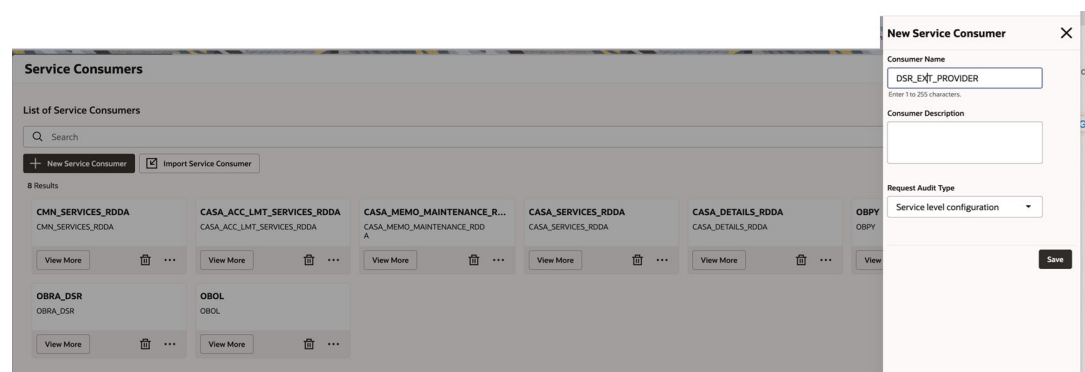
The **Service Consumers** screen is displayed.

Figure 2-1 Service Consumers



2. Select **New Service Consumer** and create DSR_EXT_PROVIDER.

Figure 2-2 New Service Consumer - DSR_EXT_PROVIDER



3. Create all Consumer Services as mentioned below.

- transactionReversal
- validateIRAAccOpening
- IRAAccountOpening
- TDCloseAmountBlockValidate
- TDCreateAmountBlockValidate
- TDModifyAmountBlockValidate
- RDCloseAmountBlockValidate
- RDInquireAuditTrail
- inquireDepositAccountDetails
- simulateRDRedemption
- simulateRDRedemption
- RDInquireDSRDashBoard
- RDCreateAmountBlockValidate
- RDModifyAmountBlockValidate
- TopUpTermDepositValidate
- ModifyJointHolderMaint_TD
- QueryJointHolderMaint_TD
- GetParty_TD
- NomineeDetailsFetch_TD
- NomineeDetailsUpdate_TD
- ValidateNominee_TD
- validateTDRedemption
- validateRDRedemption
- inquireRDAccountDetails
- InquireAuditTrail
- inquireAccountDetails
- TopUpTermDeposit
- RDAccPaymt
- RDAccOpenDetails
- SimulateTopUpDetails
- RolloverTermDeposit
- SimulateRDDetails
- RedemptionStiForDSRDashBoard
- InquireBalancesDSRDashBoard
- SimulateRolloverDetails
- simulateRedemptionDetails
- simulateRedemptionDetails

- GetValueDate
- TDAccOpeningPayin
- validateTDRollover
- validateTDPayin
- simulateTDPayinDetails
- SettlementHandOff
- SettlementHandOffReversal
- TDAccountModfnValidate
- RDAccountModfnValidate
- TDPayoutModfnValidate
- RDPayoutModfnValidate
- GetLOVManager
- RDAccModfn
- TDAccModfn
- modifyRDPayoutDetails
- modifyTDPayoutDetails
- redemRD
- TenorAndMatDate
- ValidateAccountDetails
- closeRDAmountBlock
- modifyRDAmountBlock
- createRDAmountBlock
- CloseAmountBlock
- ModifyAmountBlock
- CreateAmountBlock
- inquireTDAccountDetails
- redemTermDeposit
- inquiryCertificateDetails
- InterestTransactions
- TD_CusRelationMaint
- topupReversal
- DepAdhocStatement_DocRef
- DepAdhocStatement_RefNum
- DepAdhocStatement_Download
- ModifyCusRelationMaint_TD
- simulateIRATDAccOpening
- Td_InitialFunding_Create
- Td_InitialFunding_Simulate

- Td_InitialFunding_Validate
- validateTransactionReversal

Note

Refer below RH User Manual for creation of Service Provider and configuring consumer services. [Routing Hub Configuration User Guide](#)

2.2 Loans

This topic describes the systematic instructions for the loans.

Configure Loans Services, user can maintain the routing configuration of the Oracle Banking Routing Hub in the common core for Deposit Servicing transitions of the Oracle Banking Branch to create, update, and query the host system.

1. On the **Home** screen, click **Core Maintenance**. Under **Inter Connect**, click **Routing Hub**, and then select **Service Consumers** or specify **Service Consumers** in the search icon bar and select the screen.

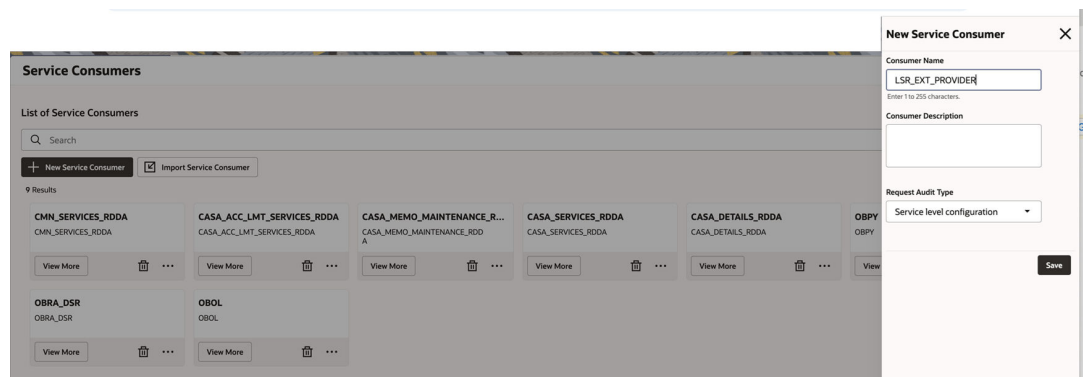
The **Service Consumers** screen is displayed.

Figure 2-3 Service Consumers



2. Select **New Service Consumer** and create LSR_EXT_PROVIDER.

Figure 2-4 New Service Consumer - LSR_EXT_PROVIDER



3. Create all **Consumer Services** as mentioned below.
 - GetPartyEntities
 - SaveAccountForfeit
 - GetHardshipPlans
 - GetAccountHardshipPlan

- GetPaymentDues
- SavePenaltyRateModification
- SaveManageBalance
- SimulateManageBalance
- GetAmendmentParams
- SimulateAmendment
- SaveAmendment
- SaveHardship
- GetClosureQuote
- SaveClosureQuote
- SimulatePenaltyRateModification
- SimulatePayment
- GetFees
- SaveFees
- HolidayPaymentPeriods
- HolidayPaymentRevisedSchedule
- HolidayPaymentHandoff
- FetchAdhocCharges
- SaveAdhocCharge
- SimulateWriteOff
- SaveWriteOff
- FetchAccountHealth
- ReverseTransaction
- ActivateLoanAccounts
- FetchRepaymentDateChangeDetails
- SimulateRepaymentDateChangeData
- PerformConsolidatedRollover
- SimulatePricingDetails
- HandOffRepaymentData
- FetchLoanBalanceDetails
- FetchLoanScheduleDetails
- SimulateDisbursement
- SaveDisbursement
- SaveRepaymentDateChangeDetailsData
- FetchLoanDashboardDetails
- FetchLsrLOVDetails
- FetchPaymentBalances
- SimulateDuesInstalmentPayment

- SimulateDuesArrearAllocation
- SimulateAdvanceInstallmentPayment
- SimulateAdvancePaymentForHolidayPeriod
- SimulatePartialPayOff
- SimulateAccountClosure
- MakeLoanPayment
- FetchSettlementAccountDetails
- FetchLoanDCNStatement
- GenerateAccountStatement
- FetchLoanAccountStatement
- FetchPaymentPreferenceDetails
- ValidatePaymentPreferenceDetails
- FetchAccountPreferences
- HandoffPaymentPreferenceDetails
- FetchAccountDetails
- FetchArrearDetails
- SimulateScheduleSetup
- SimulateRolloverSetup
- FetchRateValue
- GetParty_Loan
- FetchCustomerBalances
- SimulateBulkPayment
- SimulateProductPricing
- SimulateProductScheduleSetup
- FetchAccountsForConsolidation
- SaveBulkPayment
- FetchEventTransactions
- FetchEventTransactionDetail
- GetServiceMemberDetail

Note

Refer below RH User Manual for creation of Service Provider and configuring consumer services. [Routing Hub Configuration User Guide](#)

2.3 Teller

This topic describes the systematic instructions for the teller.

To perform Teller transactions, user need to maintain the routing configuration of the Oracle Banking Routing Hub in the common core to create, update, and query the host system.

1. On the **Home** screen, click **Core Maintenance**. Under **Inter Connect**, click **Routing Hub**, and then select **Service Consumers** or specify **Service Consumers** in the search icon bar and select the screen.

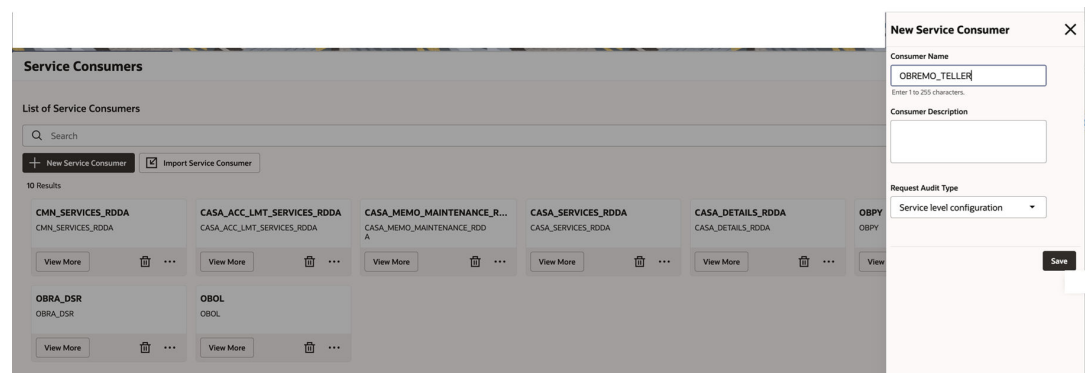
The **Service Consumers** screen is displayed.

Figure 2-5 Service Consumers



2. Select **New Service Consumer** and create OBREMO_TELLER.

Figure 2-6 New Service Consumer - OBREMO_TELLER



3. For service consumer services invokeExtAccounting and invokeGLAccounting, we need to append the source name of the account while creating service consumer in the OBRH. Create all **Consumer Services** as mentioned below.
 - postSinglePayOut
 - postInsRevalidation
 - postInsDuplicate
 - createEca
 - postInstrumentIssue
 - postInClgReturn
 - postClearingRoutingNoQuery
 - postOutClgReturn
 - postInstrumentPaymentReversal

- invokeExtAccounting
- invokeEcaAction
- postInstrumentInquiry
- invokeExtAccAuth
- getAvailableBalance
- postOutClg
- invokeGLAccounting
- postBookTransferReversal
- postInstrumentPay
- invokeExtAccUnAuth
- invokeExtAccDelete
- fetchSignatureDetailsRDDA
- postInClg

Note

Refer below RH User Manual for creation of Service Provider and configuring consumer services. [Routing Hub Configuration User Guide](#)

2.4 CASA

This topic describes the systematic instructions for the CASA.

Configure Account Services, user can maintain the routing configuration of the Oracle Banking Routing Hub in the common core for Teller Servicing transitions of the Oracle Banking Branch to create, update, and query the host system.

1. On the **Home** screen, click **Core Maintenance**. Under **Inter Connect**, click **Routing Hub**, and then select **Service Consumers** or specify **Service Consumers** in the search icon bar and select the screen.

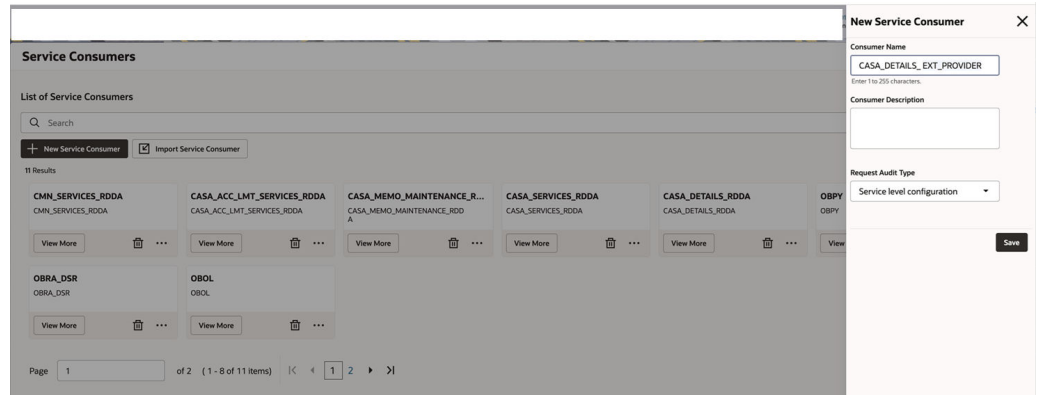
The **Service Consumers** screen is displayed.

Figure 2-7 Service Consumers



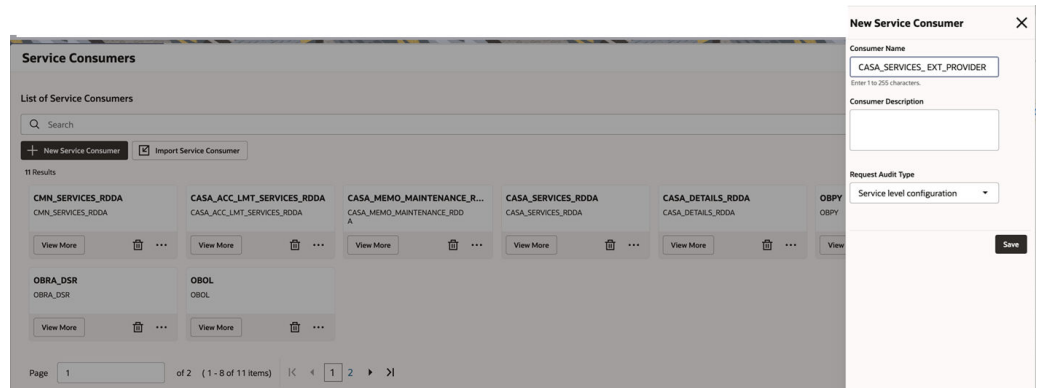
2. Select **New Service Consumer** and create below service consumers.
 - a. CASA_DETAILS_EXT_PROVIDER

Figure 2-8 New Service Consumer - CASA_DETAILS_EXT_PROVIDER

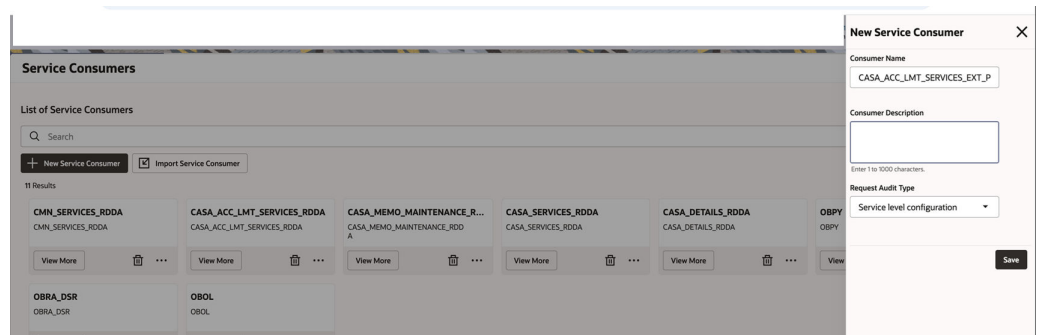


b. CASA_SERVICES_EXT_PROVIDER

Figure 2-9 New Service Consumer - CASA_SERVICES_EXT_PROVIDER



c. CASA_ACC_LMT_SERVICES_EXT_PROVIDER

Figure 2-10 New Service Consumer -
CASA_ACC_LMT_SERVICES_EXT_PROVIDER

3. Create all **Consumer Services** as mentioned below.

- QueryCardBinMaint
- GetAutoDepIns
- ModifyAutoDepIns

- CloseAutoDepIns
- QueryLovData
- QueryAccountDoc
- QueryDocType
- UpdateDocument
- AMNT_MODIFY_HANDOFF
- AMNT_CLOSE_HANDOFF
- amountBlockSummary
- accBalanceQuery
- QueryMessageReport
- QueryConsAmountBlk
- CreateConsAmountBlk
- ModifyConsAmountBlk
- GetChequeList
- ModifyChequeStatus
- QueryUncollectedFunds
- ReleaseUncollectedFunds
- QueryArchivedCheque
- QueryAccountClass
- QueryAccClass
- QueryAccClassDetail
- QueryAccClassOBO
- QueryAccClassRestr
- GetParty
- QueryDocTypeSearch
- RelTrackReceivableFetch
- RelTrackReceivableHandoff
- DelTrackReceivableFetch
- DelTrackReceivableHandoff
- AccountBranchTransferLogSummary
- AccountBranchTransferLogDetail
- AccountBranchTransferLogResubmitRequest
- CreateTaxWaiver
- AufLimitFetch
- AufLimitHandoff
- PrimaryPartyChangeHandoff
- ValidatePrimaryPartyChange
- MinimumRequiredBalance

- ValidateAccountPreferences
- QueryAccountPreferences
- AccountPreferencesHandoff
- SummaryStopPayment
- CloseStopPayment
- ModifyStopPayment
- QueryStopPayment
- ValidateCharges
- CreateGarnishment
- ModifyGarnishment
- CloseGarnishment
- SaveCourtesyPay
- accOperatingInstruction
- GetCourtesyPay
- QueryChequeStopPref
- GetAccountHolderInfo
- GetCustomerAccountDetails
- GetCustAccBalance
- GetAccountStandingInstructions
- GetAccountAlerts
- GetAccountSummary
- GetCustAccLimits
- GetAccountAmountsAndDates
- GetCustomerSummary
- GetPersonalInfo
- GetCasaSummary
- GetAccountLastTxnsDetails
- RevertCharges
- ModifyCusRelationMaint
- UpdateCharges
- ValidateSweepSetup
- ValidateModCustAddr
- ValidateTod
- ValidateActStmtFreq
- ValidateNominee
- ValidateAuf
- ValidateAuf
- ValidateDocUpd

- QueryAccountGarnish
- QueryGarnishAccountInfo
- QueryAccountGarnishParams
- ModifySIInstr
- ModifySICycle
- ModifySIUpdate
- ModifySIUpdate
- NomineeDetailsFetch
- NomineeDetailsUpdate
- CardStatusChangeFetch
- AccountAddressUpdate
- ModifyJointHolderMaint
- UpdateAccStatFreq
- QueryJointHolderMaint
- FetchDormantAccDate
- AccountStatementRequest
- CreateAutoDeplns
- AMNT_HANDOFF
- SweepInstruction
- CreateTempOverdraftLimit
- AccountTransactionsInquiry
- AccountBranchTransfer
- StandingInstructionPayment
- CardStatusChangeUpdate
- StopChequeRequest
- ActivateDormantAcct
- ActivateDormantAcct
- FetchDormantAccDetails
- AccountStatusChangeRequest
- QueryTempOverdraftLimit
- AccountStatusChangeFetch
- CreateAccClassTransfer
- AccountAddressFetch
- QueryMSI
- ChequeBookRequest
- QueryAccStatFreq
- ModifySICancel
- DefaultDepositAccCls

- ModifySweepIn
- ModifySweepOut
- QueryTDAccounts
- QuerySweepInSetup
- CreateSweepInSetup
- DebitCardDetailsFetch
- CreateCardMasterfcubs
- QueryCardLimit
- UpdateCardLimitRequest
- CreateCardCustomerfcubs
- ChequeStatusInquiry
- QueryCASASweepHistory
- QuerySwitchCardList
- QuerySwitchCardTypeLimit
- AccountClosureValidateOBRA
- AccountClosureValidateOBPM
- AccountClosureInitiateOnlineLiquidtn
- AccountClosureValidateOBRL
- AccountClosureValidateOBIC
- AccountClosureValidateOBDEP
- AccountClosureInitiateMarkAccountClosure
- AccountClosureMarkAccountAsClosed
- AccountClosureInitiateAccountSettlement
- AccountClosureMarkStatusToOpen
- AccountAddressUpdateUS
- AccountAddressFetchUS
- FetchBusinessProductDetails
- getCustAcctAdhocConsolidatedStmt
- AdhocConsolidatedAcctStmt
- getAdhocConsolAcctStmtChildRefNo
- getAdhocConsolAcctStmtDownload
- QueryBankParameters
- IRANomineeDetailsUpdate
- IRAAccountCloseDistribution
- IRAAccountCslrInitiateMarkAccountClosure
- IRAAccountClosureMarkAccountAsClosed
- IRAAccClosureMarkStatusToOpen
- IRAAccClosureMarkStatusToOpen

- IRAaccBalanceInquiryQuery
- QueryRegDTransactionDetails
- CreateCustAccountLmt
- AccountClosureGetAccruedAmount
- ModifyCustAccountLmt
- TDAmountBlockCreate
- TDAmountBlockDelete
- TDAmountBlockModify
- ELCMAmountBlockCreate
- ELCMAmountBlockModify
- ELCMAmountBlockDelete
- ELCMAmountBlockInrModify
- AccountClosureGetClosureDate
- ValidateModCustAddrRW
- IRAAccountPreferencesHandoff
- IRAUpdateAccStatFreq
- IRAModifyCusRelationMaint
- IRAActivateDormantAcct
- IRAAccountStatusChange
- IRAAccountAddressUpdateUS
- IRAAccountClosureValidateOBRA

Note

Refer below RH User Manual for creation of Service Provider and configuring consumer services. [Routing Hub Configuration User Guide](#)

Glossary

Index

O

Oracle Banking Routing Hub, [1](#)