

# Oracle® Banking APIs

## Configuration Override Functionality Guide



Innovation Release 25.1.1.0.0  
G46867-01  
October 2025

ORACLE®

Copyright © 2006, 2025, Oracle and/or its affiliates.

This software and related documentation are provided under a license agreement containing restrictions on use and disclosure and are protected by intellectual property laws. Except as expressly permitted in your license agreement or allowed by law, you may not use, copy, reproduce, translate, broadcast, modify, license, transmit, distribute, exhibit, perform, publish, or display any part, in any form, or by any means. Reverse engineering, disassembly, or decompilation of this software, unless required by law for interoperability, is prohibited.

The information contained herein is subject to change without notice and is not warranted to be error-free. If you find any errors, please report them to us in writing.

If this is software, software documentation, data (as defined in the Federal Acquisition Regulation), or related documentation that is delivered to the U.S. Government or anyone licensing it on behalf of the U.S. Government, then the following notice is applicable:

U.S. GOVERNMENT END USERS: Oracle programs (including any operating system, integrated software, any programs embedded, installed, or activated on delivered hardware, and modifications of such programs) and Oracle computer documentation or other Oracle data delivered to or accessed by U.S. Government end users are "commercial computer software," "commercial computer software documentation," or "limited rights data" pursuant to the applicable Federal Acquisition Regulation and agency-specific supplemental regulations. As such, the use, reproduction, duplication, release, display, disclosure, modification, preparation of derivative works, and/or adaptation of i) Oracle programs (including any operating system, integrated software, any programs embedded, installed, or activated on delivered hardware, and modifications of such programs), ii) Oracle computer documentation and/or iii) other Oracle data, is subject to the rights and limitations specified in the license contained in the applicable contract. The terms governing the U.S. Government's use of Oracle cloud services are defined by the applicable contract for such services. No other rights are granted to the U.S. Government.

This software or hardware is developed for general use in a variety of information management applications. It is not developed or intended for use in any inherently dangerous applications, including applications that may create a risk of personal injury. If you use this software or hardware in dangerous applications, then you shall be responsible to take all appropriate fail-safe, backup, redundancy, and other measures to ensure its safe use. Oracle Corporation and its affiliates disclaim any liability for any damages caused by use of this software or hardware in dangerous applications.

Oracle®, Java, MySQL, and NetSuite are registered trademarks of Oracle and/or its affiliates. Other names may be trademarks of their respective owners.

Intel and Intel Inside are trademarks or registered trademarks of Intel Corporation. All SPARC trademarks are used under license and are trademarks or registered trademarks of SPARC International, Inc. AMD, Epyc, and the AMD logo are trademarks or registered trademarks of Advanced Micro Devices. UNIX is a registered trademark of The Open Group.

This software or hardware and documentation may provide access to or information about content, products, and services from third parties. Oracle Corporation and its affiliates are not responsible for and expressly disclaim all warranties of any kind with respect to third-party content, products, and services unless otherwise set forth in an applicable agreement between you and Oracle. Oracle Corporation and its affiliates will not be responsible for any loss, costs, or damages incurred due to your access to or use of third-party content, products, or services, except as set forth in an applicable agreement between you and Oracle.

# Contents

## Preface

---

Purpose	i
Audience	i
Documentation Accessibility	i
Critical Patches	i
Diversity and Inclusion	ii
Conventions	ii
Related Resources	ii
Screenshot Disclaimer	ii
Acronyms and Abbreviations	ii

## 1 Configure Override Functionality

---

## Index

---

# Preface

- [Purpose](#)
- [Audience](#)
- [Documentation Accessibility](#)
- [Critical Patches](#)
- [Diversity and Inclusion](#)
- [Conventions](#)
- [Related Resources](#)
- [Screenshot Disclaimer](#)
- [Acronyms and Abbreviations](#)

## Purpose

This guide is designed to help acquaint you with the Oracle Banking application. This guide provides answers to specific features and procedures that the user need to be aware of the module to function successfully.

## Audience

This document is intended for the following audience:

- Customers
- Partners

## Documentation Accessibility

For information about Oracle's commitment to accessibility, visit the Oracle Accessibility Program website at <http://www.oracle.com/pls/topic/lookup?ctx=acc&id=docacc>.

### Access to Oracle Support

Oracle customer access to and use of Oracle support services will be pursuant to the terms and conditions specified in their Oracle order for the applicable services.

## Critical Patches

Oracle advises customers to get all their security vulnerability information from the Oracle Critical Patch Update Advisory, which is available at [Critical Patches, Security Alerts and](#)

[Bulletins](#). All critical patches should be applied in a timely manner to ensure effective security, as strongly recommended by [Oracle Software Security Assurance](#).

## Diversity and Inclusion

Oracle is fully committed to diversity and inclusion. Oracle respects and values having a diverse workforce that increases thought leadership and innovation. As part of our initiative to build a more inclusive culture that positively impacts our employees, customers, and partners, we are working to remove insensitive terms from our products and documentation. We are also mindful of the necessity to maintain compatibility with our customers' existing technologies and the need to ensure continuity of service as Oracle's offerings and industry standards evolve. Because of these technical constraints, our effort to remove insensitive terms is ongoing and will take time and external cooperation.

## Conventions

The following text conventions are used in this document:

Convention	Meaning
<b>boldface</b>	Boldface type indicates graphical user interface elements associated with an action, or terms defined in text or the glossary.
<i>italic</i>	Italic type indicates book titles, emphasis, or placeholder variables for which you supply particular values.
<code>monospace</code>	Monospace type indicates commands within a paragraph, URLs, code in examples, text that appears on the screen, or text that you enter.

## Related Resources

For more information on any related features, refer to the following documents:

- Oracle Banking APIs Installation Manuals

## Screenshot Disclaimer

Personal information used in the interface or documents is dummy and does not exist in the real world. It is only for reference purposes.

## Acronyms and Abbreviations

The list of the acronyms and abbreviations used in this guide are as follows:

**Table 1 Acronyms and Abbreviations**

Abbreviation	Description
OBAPI	Oracle Banking APIs

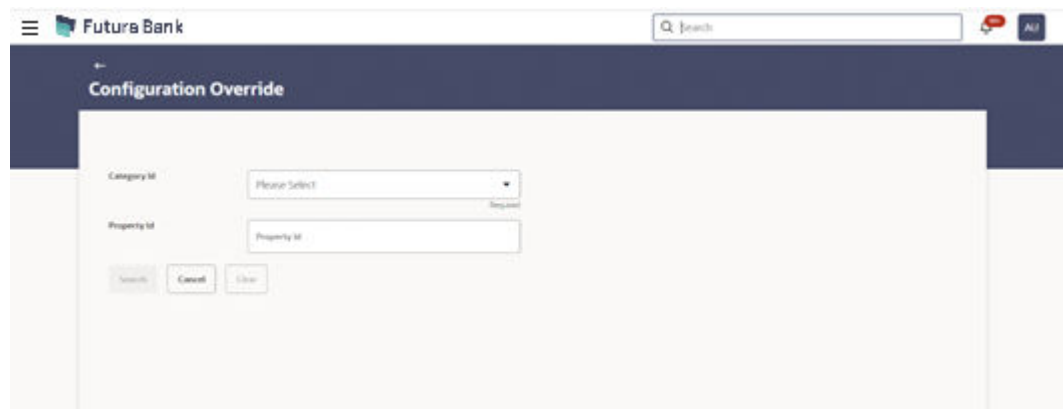
# 1

## Configure Override Functionality

All the configurable properties in OBDX are maintained in the `digx_fw_config_all_b` table with specific `categoryId`. These properties can be modified or overridden by admin transaction Configuration Override.

Follow the below steps to maintain the properties in the `digx_fw_config_all_b` table:

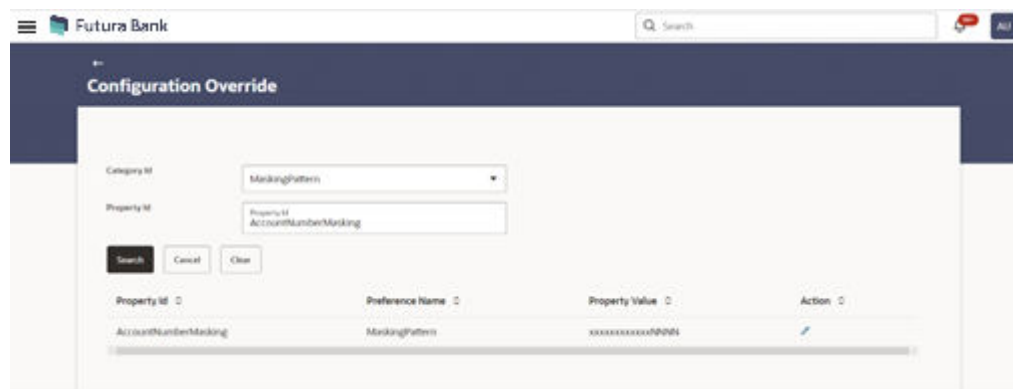
1. Navigate to the **Configuration Override** screen.



The screenshot shows the 'Configuration Override' screen in the Futura Bank application. At the top, there is a search bar and a 'Search' button. Below this, the 'Configuration Override' title is displayed. The main form has two input fields: 'Category Id' with a dropdown menu showing 'Please Select' and a 'Required' label, and 'Property Id' with a text input field showing 'Property Id'. Below these fields are three buttons: 'Search', 'Cancel', and 'Clear'.

2. For Example: **Account Number** masking pattern is maintained in the tables with `prop_id` as `AccountNumberMasking` and `category id` `MaskingPattern`.

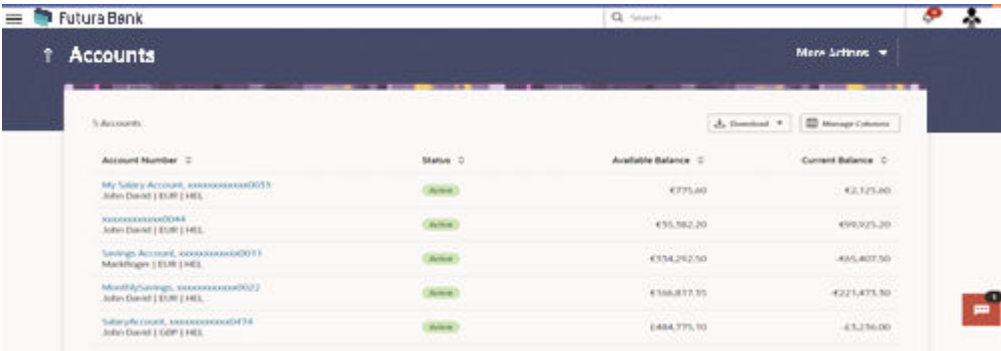
With Current value as `xxxxxxxxxxxxNNNN`. The application displays details based on the specified search criteria.



The screenshot shows the 'Configuration Override' screen in the Futura Bank application. The search criteria are 'Category Id' set to 'MaskingPattern' and 'Property Id' set to 'AccountNumberMasking'. Below the search buttons, there is a table displaying the results. The table has four columns: 'Property Id', 'Preference Name', 'Property Value', and 'Action'. The table contains one row with the following values: 'AccountNumberMasking', 'MaskingPattern', 'xxxxxxxxxxxxNNNN', and a pencil icon in the 'Action' column.

3. Account numbers are displayed in the current masking format.

For example, the Demand Deposit Summary transactions show a list of masked account numbers.

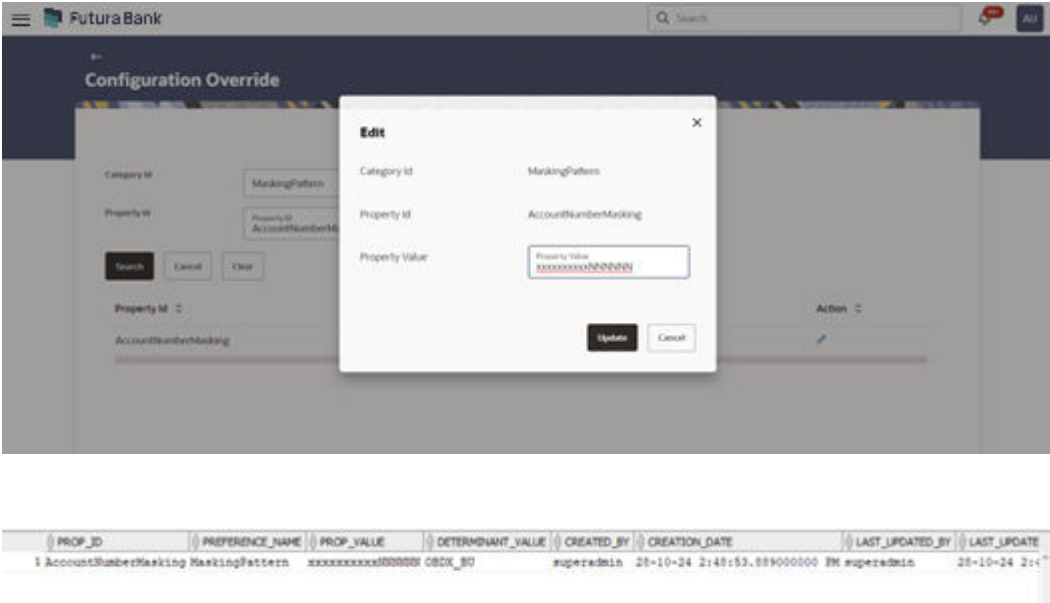


Account Number	Status	Available Balance	Current Balance
My Salary Account, xxxxxxxxxxxx0035 John David   EUR   H&L	Active	€775.00	€2,125.00
xxxxxxxxxxxx0044 John David   EUR   H&L	Active	€55,582.20	€50,925.20
Savings Account, xxxxxxxxxxxx0031 MarkHagen   EUR   H&L	Active	€354,242.50	€35,807.50
MonthlySavings, xxxxxxxxxxxx0022 John David   EUR   H&L	Active	€166,817.55	€221,475.50
SavingsAccount, xxxxxxxxxxxx0434 John David   GBP   H&L	Active	£484,775.50	£3,256.00

4. Click **Update** to modify the property value.

As mentioned in the previous step, the user searches for and modifies the property.

The property value will be overridden, and the updated entry will be inserted into the digx\_fw\_config\_all\_o table, retaining the same prop\_id and category\_id but with the new value.



**Edit**

Category Id: MaskingPattern

Property Id: AccountNumberMasking

Property Value: xxxxxxxxxxxxNNNNNN

**Update** **Cancel**

PROP_ID	PREFERENCE_NAME	PROP_VALUE	DETERMINANT_VALUE	CREATED_BY	CREATION_DATE	LAST_UPDATED_BY	LAST_UPDATE
1	AccountNumberMasking	MaskingPattern	xxxxxxxxxxxxNNNNNN	CSBX_B0	superadmin 28-10-24 2:48:53.889000000 PM	superadmin	28-10-24 2:48:53.889000000 PM

Changes in the **Accounts** screen will be immediately reflected according to the updated value.

**Note**

Any properties related to **DIGX-FINLIMIT**, **DIGX-EM**, **DIGX-SMS WARS**, and **Adapter Config** will not work with this screen. A property update along with an Weblogic MS server restart will be required.

# Index

## C

---

Configure Override Functionality, [1](#)