

Oracle® Communications

EAGLE Database Administration - SEAS User's Guide



Release 47.1

F88444-01

October 2023

The Oracle logo, consisting of a solid red square with the word "ORACLE" in white, uppercase, sans-serif font centered within it.

ORACLE®

F88444-01

Copyright © 1993, 2023, Oracle and/or its affiliates.

This software and related documentation are provided under a license agreement containing restrictions on use and disclosure and are protected by intellectual property laws. Except as expressly permitted in your license agreement or allowed by law, you may not use, copy, reproduce, translate, broadcast, modify, license, transmit, distribute, exhibit, perform, publish, or display any part, in any form, or by any means. Reverse engineering, disassembly, or decompilation of this software, unless required by law for interoperability, is prohibited.

The information contained herein is subject to change without notice and is not warranted to be error-free. If you find any errors, please report them to us in writing.

If this is software, software documentation, data (as defined in the Federal Acquisition Regulation), or related documentation that is delivered to the U.S. Government or anyone licensing it on behalf of the U.S. Government, then the following notice is applicable:

U.S. GOVERNMENT END USERS: Oracle programs (including any operating system, integrated software, any programs embedded, installed, or activated on delivered hardware, and modifications of such programs) and Oracle computer documentation or other Oracle data delivered to or accessed by U.S. Government end users are "commercial computer software," "commercial computer software documentation," or "limited rights data" pursuant to the applicable Federal Acquisition Regulation and agency-specific supplemental regulations. As such, the use, reproduction, duplication, release, display, disclosure, modification, preparation of derivative works, and/or adaptation of i) Oracle programs (including any operating system, integrated software, any programs embedded, installed, or activated on delivered hardware, and modifications of such programs), ii) Oracle computer documentation and/or iii) other Oracle data, is subject to the rights and limitations specified in the license contained in the applicable contract. The terms governing the U.S. Government's use of Oracle cloud services are defined by the applicable contract for such services. No other rights are granted to the U.S. Government.

This software or hardware is developed for general use in a variety of information management applications. It is not developed or intended for use in any inherently dangerous applications, including applications that may create a risk of personal injury. If you use this software or hardware in dangerous applications, then you shall be responsible to take all appropriate fail-safe, backup, redundancy, and other measures to ensure its safe use. Oracle Corporation and its affiliates disclaim any liability for any damages caused by use of this software or hardware in dangerous applications.

Oracle®, Java, and MySQL are registered trademarks of Oracle and/or its affiliates. Other names may be trademarks of their respective owners.

Intel and Intel Inside are trademarks or registered trademarks of Intel Corporation. All SPARC trademarks are used under license and are trademarks or registered trademarks of SPARC International, Inc. AMD, Epyc, and the AMD logo are trademarks or registered trademarks of Advanced Micro Devices. UNIX is a registered trademark of The Open Group.

This software or hardware and documentation may provide access to or information about content, products, and services from third parties. Oracle Corporation and its affiliates are not responsible for and expressly disclaim all warranties of any kind with respect to third-party content, products, and services unless otherwise set forth in an applicable agreement between you and Oracle. Oracle Corporation and its affiliates will not be responsible for any loss, costs, or damages incurred due to your access to or use of third-party content, products, or services, except as set forth in an applicable agreement between you and Oracle.

Contents

1 Introduction

1.1	Overview	1-1
1.2	Scope and Audience	1-6
1.3	References	1-6
1.4	Maintenance and Administration Subsystem	1-6
1.5	EAGLE Database Partitions	1-7

2 Configuring Destination Tables

2.1	Adding a Cluster Point Code	2-1
2.2	Changing the Attributes of a Cluster Point Code	2-6
2.3	Adding a Network Routing Point Code	2-10
2.4	Changing the Self Identification of the EAGLE	2-13
2.5	Adding a Destination Point Code	2-23
2.6	Removing a Destination Point Code	2-25
2.7	Changing a Destination Point Code	2-28

3 SS7 Configuration

3.1	Adding an SS7 Linkset	3-1
3.2	Removing a Linkset Containing SS7 Signaling Links	3-9
3.3	Changing an SS7 Linkset	3-11
3.4	Adding an SS7 Signaling Link	3-21
3.5	Removing an SS7 Signaling Link	3-37
3.6	Adding a Route	3-40
3.7	Changing a Route	3-44

4 Global Title Translation (GTT) Configuration

4.1	Provisioning a Mated Application	4-1
4.2	Removing a Mated Application	4-3
4.3	Changing a Mated Application	4-6
4.4	Adding a Global Title Translation	4-9

4.5	Removing a Global Title Translation	4-16
4.6	Changing a Global Title Translation	4-18

5 Gateway Screening (GWS) Configuration

5.1	Adding an Allowed Affected Point Code Screen	5-1
5.2	Removing an Allowed Affected Point Code Screen	5-2
5.3	Changing an Allowed Affected Point Code Screen	5-5
5.4	Adding an Allowed Called Party Address Screen	5-6
5.5	Removing an Allowed Called Party Address Screen	5-8
5.6	Changing an Allowed Called Party Address Screen	5-11
5.7	Adding an Allowed Translation Type Screen	5-14
5.8	Removing an Allowed Translation Type Screen	5-16
5.9	Changing an Allowed Translation Type Screen	5-18
5.10	Adding an Allowed Calling Party Address Screen	5-20
5.11	Removing an Allowed Calling Party Address Screen	5-23
5.12	Changing an Allowed Calling Party Address Screen	5-28
5.13	Adding an Allowed Affected Destination Field Screen	5-31
5.14	Removing an Allowed Affected Destination Field Screen	5-33
5.15	Changing an Allowed Affected Destination Field Screen	5-36
5.16	Adding a Blocked DPC Screen	5-37
5.17	Removing a Blocked DPC Screen	5-41
5.18	Changing a Blocked DPC Screen	5-46
5.19	Adding an Allowed DPC Screen	5-50
5.20	Removing an Allowed DPC Screen	5-56
5.21	Changing an Allowed DPC Screen	5-60
5.22	Adding an Allowed SIO Screen	5-65
5.23	Removing an Allowed SIO Screen	5-72
5.24	Changing an Allowed SIO Screen	5-75
5.25	Adding a Blocked OPC Screen	5-82
5.26	Removing a Blocked OPC Screen	5-88
5.27	Changing a Blocked OPC Screen	5-90
5.28	Adding an Allowed OPC Screen	5-95
5.29	Removing an Allowed OPC Screen	5-102
5.30	Changing an Allowed OPC Screen	5-104
5.31	Adding a Gateway Linkset	5-109
5.32	Removing a Gateway Linkset	5-120
5.33	Changing a Gateway Linkset	5-121
5.34	Setting the Threshold for Reporting Gateway Screening Activity	5-131
5.35	Setting the Maximum Number of Gateway Screening Rejected Messages	5-132
5.36	Adding an Allowed ISUP Message Type Screen	5-133

5.37	Removing an Allowed ISUP Message Type Screen	5-135
5.38	Changing an Allowed ISUP Message Type Screen	5-138

6 Enhanced Global Title Translation (EGTT) Configuration

6.1	Provisioning a Mated Application	6-1
6.2	Removing a Mated Application	6-3
6.3	Changing a Mated Application	6-6
6.4	Adding Global Title Address Information	6-9
6.5	Removing Global Title Address Information	6-18
6.6	Changing Global Title Address Information	6-20

A EAGLE/SEAS Compliance Matrix

A.1	Introduction	A-1
A.2	SEAS-STP Interface Specification, GR-310-CORE, Issue 1, November 1994	A-2
A.3	SEAS-STP Gateway Function Interface Specification, GR-778-CORE, Issue 1, November 1994	A-47

B SEAS Installation

B.1	General Description	B-1
	B.1.1 Background	B-1
	B.1.2 Detailed Description	B-1
B.2	Pre-Installation	B-2
B.3	Installation	B-3
B.4	Grant Permission	B-4
B.5	Roll Back Procedure	B-5
B.6	Sample seas_forwarder.cfg file	B-6

My Oracle Support (MOS)

[My Oracle Support \(MOS\)](#) is your initial point of contact for any of the following requirements:

- **Product Support:**
The generic product related information and resolution of product related queries.
- **Critical Situations**
A critical situation is defined as a problem with the installed equipment that severely affects service, traffic, or maintenance capabilities, and requires immediate corrective action. Critical situations affect service and/or system operation resulting in one or several of these situations:
 - A total system failure that results in loss of all transaction processing capability
 - Significant reduction in system capacity or traffic handling capability
 - Loss of the system's ability to perform automatic system reconfiguration
 - Inability to restart a processor or the system
 - Corruption of system databases that requires service affecting corrective actions
 - Loss of access for maintenance or recovery operations
 - Loss of the system ability to provide any required critical or major trouble notification

Any other problem severely affecting service, capacity/traffic, billing, and maintenance capabilities may be defined as critical by prior discussion and agreement with Oracle.
- **Training Need**
Oracle University offers training for service providers and enterprises.

My Oracle Support (<https://support.oracle.com>) is your initial point of contact for all product support and training needs. A representative at Customer Access Support can assist you with My Oracle Support registration.

Call the Customer Access Support main number at 1-800-223-1711 (toll-free in the US), or call the Oracle Support hotline for your local country from the list at <http://www.oracle.com/us/support/contact/index.html>. When calling, make the selections in the sequence shown below on the Support telephone menu:

- For Technical issues such as creating a new Service Request (SR), select **1**.
- For Non-technical issues such as registration or assistance with My Oracle Support, select **2**.
- For Hardware, Networking and Solaris Operating System Support, select **3**.

You are connected to a live agent who can assist you with My Oracle Support registration and opening a support ticket.

My Oracle Support is available 24 hours a day, 7 days a week, 365 days a year.

Acronyms

The following table provides information about the acronyms and the terminology used in the document.

Table Acronyms

Acronym	Definition
AC	Area Code
CNCF	Calling Name Conversion Facility
DPC	Destination Point Code
EGTT	Enhanced Global Title Translation
GPL	Generic Program Load
GTT	Global Title Translation
GWS	Gateway Screening
LIM	Link Interface Modules
MASP	Maintenance and Administration Subsystem Processor
MCAP	Maintenance Communication Application Processor
MDAL	Maintenance Disk and Alarm Card
SAPC	Secondary Adjacent Point Code
SEAS	Signaling Engineering and Administration Center
SLS	Signaling Link Selector
SNCC	Signaling Network Control Center
SIO	Service Information Octet
TDM	Terminal Disk Module

What's New in This Guide

This section introduces the documentation updates for Release 47.1 in Oracle Communications EAGLE Database Administration - SEAS User's Guide.

Release 47.1 -F88444-01, October 2023

There are no updates in the document for this release.

1

Introduction

Chapter 1, Introduction, contains general information about the database and the organization of this manual.

1.1 Overview

Database Administration - SEAS User's Guide describes the procedures that can be performed from the Signaling Engineering and Administration Center (SEAC) or a Signaling Network Control Center (**SNCC**) to configure the EAGLE. These procedures contain these items:

- A brief description of the procedure
- A reference to the EAGLE procedure in either *Database Administration - SS7 User's Guide*, *Database Administration - GWS User's Guide*, or *Database Administration - GTT User's Guide* that contains more information on that procedure.
- A flowchart showing the order that the tasks must be performed.
- A list of any EAGLE command parameters that SEAS does not support.

It is possible for two or more users to make changes to the same database element at any time during their database administration sessions. It is strongly recommended that only one user at a time make any changes to the database.

For those tasks that are compatible with SEAS, the flowchart contains a description of the task to be performed. For those tasks that are not compatible with SEAS, the flowchart uses the EAGLE command and parameters with the SEAS `FLOW-THRU` command to describe the task to be performed. If more information on the EAGLE commands is needed, go to the *Commands User's Guide* to find the required information.

The SEAS can be configured over Telnet as well as SSH.

The **SEAS Forwarder Script** allows the EAGLE SEAS client to connect, via SSH, to the SEAS server running this script. Refer to [GitHub](#) site to download the **SEAS Forwarder Script**.

For installation instructions on **SEAS Forwarder Script**, refer to [SEAS Installation](#) .

Procedures that contain the following requirements cannot be performed from the SEAS interface:

- Procedures that use a removable cartridge or removable media (with the E5-MASP) cannot be performed from the SEAC or SNCC because the removable cartridge or removable media can only be inserted or removed at the EAGLE's location.
- Procedures that require using security administration commands because the EAGLE does not allow security administration commands to be executed from the SEAS interface.
- Procedures that require SEAS terminals to be placed out of service. This would not allow the SEAS interface to communicate with the EAGLE, so these procedures cannot be performed from the SEAS interface.

- Procedures that use EAGLE commands that have no SEAS equivalent commands to perform all the steps in the procedure, or that reference other procedures not included in this manual. To perform these procedures, go to either *Database Administration - SS7 User's Guide*, *Database Administration - GWS User's Guide*, or *Database Administration - GTT User's Guide* and perform these procedures using the SEAS `FLOW-THRU` command with the EAGLE commands.

The following is a list of the procedures contained in *Database Administration - SS7 User's Guide*, *Database Administration - GWS User's Guide*, or *Database Administration - GTT User's Guide* that are not included in this manual because they cannot be performed using SEAS commands.

Database Administration Manual - SS7

- These procedures in Chapter 2, "Configuring Destination Tables"
 - Changing the DPC Quantity
 - Changing the Format of ITU National Point Codes
 - Activating the ITU National and International Spare Point Code Support Feature
 - Adding a Point Code to the Self-Identification of the EAGLE
 - Adding a Secondary Point Code
 - Removing a Secondary Point Code
 - Changing the Group Code Assigned to an ITU National Point Code
 - Changing the Proxy Point Code Quantity
- These procedures in Chapter 3, "SS7 Configuration"
 - Enabling the Large System # Links Controlled Feature
 - Using Proxy Point Codes and Secondary Point Codes when Adding a Linkset
 - Activating the SLS Bit Rotation by Incoming Linkset Feature
 - Verifying the New Adjacent Point Code or New Secondary Point Code for a Linkset
 - Using the MULTGC Parameter when Changing the Attributes of a Linkset
 - Configuring an ITU Linkset with a Secondary Adjacent Point Code (SAPC)
 - Removing a Route
 - Changing Level 2 Timers
 - Changing Level 3 Timers
 - Changing a Signaling Link Test Message
 - Configuring Circular Route Detection
 - Configuring the **TFA**/TFR Pacing Rate
 - Configuring the Frequency of **RST** Messages on Low Priority Routes
 - Adding Remote Loopback Points
 - Removing Remote Loopback Points
 - Changing Remote Loopback Points
 - Configuring the EAGLE for Random SLS Generation

- Configuring the Options for the **TDM** Global Timing Interface
- Configuring the Restricted Linkset Option
- Configuring the Options for Handling **TFCs** on ITU-I and ITU-N Networks
- Changing the High-Capacity Card Temperature Alarm Thresholds
- Activating the MTP Origin-Based Routing Feature
- Configuring the MTP Origin-Based Routing SCCP OPC Option
- Adding an Exception Route Entry
- Removing a Route Exception Entry
- Changing a Route Exception Entry
- Activating the Circular Route Auto-Recovery Feature
- Turning the Circular Route Auto-Recovery Feature Off
- Activating the Enhanced Far-End Loopback Detection Feature
- Turning the Enhanced Far-End Loopback Detection Feature Off
- Activating the Multiple Linksets to Single Adjacent PC (MLS) Feature
- Configuring the ITU Linkset NI Mapping Options
- Configuring the Option for Handling Message Priorities for Messages Crossing into ITU-I and ITU-N
- Activating the 6-Way Load Sharing on Routesets Feature
- All the procedures in Chapter 4, “Point Code and **CIC** Translation Configuration.”
- All the procedures in Appendix A, “E1 Interface.”
- All the procedures in Appendix B, “T1 Interface,” except the “Adding a T1 Signaling Link,” procedure. The procedure for configuring T1 signaling links is included in the [Adding an SS7 Signaling Link](#) procedure.
- All the procedures in Appendix C, “ATM Signaling Link Configuration,” except the “Adding an ATM High-Speed Signaling Link,” procedure. This procedure issued to configure both ANSIATM and E1 ATM high-speed signaling links. The procedure for configuring ANSI ATM High-Speed signaling links is included in the [Adding an SS7 Signaling Link](#) procedure. The EAGLE can also have E1 ATM High-Speed signaling links. The configuration of these signaling links is not supported by SEAS.
- The Configuring the MFC Option procedure located in Appendix D, “Reference Information.”

Database Administration Manual - Gateway Screening

- These procedures in Chapter 2, “Gateway Screening (GWS) Overview”
 - Adding a GLS Card
 - Removing a GLS Card
 - Configuring Gateway Screening Stop Action Sets
 - Configuring TLNP Gateway Screening Stop Action Sets
 - Removing Gateway Screening Stop Action Sets
 - Activating the MTP Routed GWS Stop Action Feature
 - Turning the MTP Routed GWS Stop Action Feature Off

- All the procedures in Chapter 13, “Screen Set Configuration”
- All the procedures in Chapter 14, “Calling Name Conversion Facility (CNCF) Configuration”

Database Administration Manual - Global Title Translation

- These procedures in Chapter 2, “Global Title Translation (GTT) Overview”
 - Adding a Service Module
 - Removing a Service Module
 - Configuring the MFC Option
 - Adding a Mapped SS7 Message Translation Type
 - Removing a Mapped SS7 Message Translation Type
 - Changing a Mapped SS7 Message Translation Type
 - Adding a Concerned Signaling Point Code
 - Removing Concerned Signaling Point Codes
 - Provisioning a Solitary Mated Application
 - Provisioning a Load Shared Mated Application
 - Provisioning a Combined Dominant/Load Shared Mated Application
 - Changing the Mated Application Type
 - Changing the Weight and In-Service Threshold Values of a Mated Application
 - Changing the MRNSET and MRN Point Code Values of MAP Entries
 - Provisioning **MRN** Entries
 - Removing MRN Entries
 - Changing the Relative Cost Values of MRN Entries
 - Changing MRN Entries with the **ESWT** Parameter
 - Changing the Weight and Threshold Values of MRN Entries
 - Adding a GT Conversion Table Entry
 - Removing a GT Conversion Table Entry
 - Changing a GT Conversion Table Entry
 - Changing the ANSI-ITU-China SCCP Conversion Options
 - Changing the ANSI/ITU SCCP Conversion Options
 - Changing SCCP Class 1 Sequencing Option
 - Changing the SCCP Alarm Thresholds
 - Changing the Transaction-Based GTT Load Sharing Options
 - Adding a Loopset
 - Removing a Loopset
 - Changing the Attributes of a Loopset
 - Configuring the ANSI to ITU-N SCCP Conversion Option
 - Configuring an SCCP Test Message

- Adding Global Title Modification Information
- Removing Global Title Modification Information
- Changing Global Title Modification Information
- These procedures in Chapter 3, “(GTT) Configuration”
 - Adding a Translation Type
 - Removing a Translation Type
- These procedures in Chapter 4, “Enhanced Global Title Translation (**EGTT**) Configuration”
 - Adding a GTT Set
 - Removing a GTT Set
 - Changing a GTT Set
 - Adding a GTT Selector
 - Removing a GTT Selector
 - Changing a GTT Selector
 - Changing the Default GTT Mode Options
 - Adding a GTT Action
 - Removing a GTT Action
 - Changing a GTT Action
 - Adding a GTT Action Set
 - Removing a GTT Action Set
 - Changing a GTT Action Set
 - Adding a GTT Action Path
 - Removing a GTT Action Path
 - Changing a GTT Action Path
- All the procedures in Appendix A, “Controlled Feature Activation Procedures”
- All the procedures in Appendix B, “MO SMS B-Party Routing Configuration Procedures”
- All the procedures in Appendix C, “MO SMS Prepaid Intercept on B-Party Configuration Procedures”

**Note:**

For a complete list of cards supported by EAGLE Release 47.0, see Hardware Reference Guide.

Throughout this manual, these terms are used to refer to either the original card or the EPM-B version or other replacement version of the card unless one of the card types is specifically required.

- E5-ENET - the original E5-ENET or the E5-ENET-B card
- E5-E1T1 - the original E5-E1T1 or the E5-E1T1-B card

- E5-ATM - the original E5-ATM or the E5-ATM-B card
- E5-IPSM - the original E5-IPSM or the E5-ENET-B card that is running the IPSHC GPL
- E5-SM4G - the original E5-SM4G or the E5-SM8G-B card (not an EPM-B card)
- MCPM - the original MCPM or the E5-MCPM-B card

1.2 Scope and Audience

This manual is intended for database administration personnel or translations personnel in the Signaling Engineering and Administration Center (**SEAC**) or the Signaling Network Control Center (**SNCC**) to create, modify, display, and maintain the **EAGLE** database, and to configure the **EAGLE**.

1.3 References

For more information, refer to the following documents:

- *Database Administration - SS7 User's Guide*
- *Database Administration - GWS User's Guide*
- *Database Administration - GTT User's Guide*

1.4 Maintenance and Administration Subsystem

The Maintenance and Administration Subsystem (MAS) is the central management point for the EAGLE. The **MAS** provides user interface, maintenance communication, peripheral services, alarm processing, system disk interface, and measurements. Management and redundancy are provided by use of two separate subsystem processors.

The MAS resides on two separate sets of Maintenance and Administration Subsystem Processor (**MASP**) cards and a Maintenance Disk and Alarm card (collectively referred to as **control cards**). The control cards are located in slots 1113 through 1118 of the EAGLE control shelf. The control cards must be E5-based cards.

E5-based Control Cards

The E5-based set of EAGLE control cards consists of the following cards:

- Two Maintenance and Administration Subsystem Processor cards (E5-MASP) cards. Each dual-slot **E5-MASP card** is made up of the following two modules:
 - Maintenance Communication Application Processor (E5-MCAP) card
 - Terminal Disk Module (E5-TDM) card
- One Maintenance Disk and Alarm card (E5-MDAL card)

Maintenance Communication Application Processor (E5-MCAP) Card

The **E5-MCAP card** contains the Communications Processor and Applications Processor and provides connections to the IMT bus. The card controls the maintenance and database administration activity and performs both application and communication processing. E5-MCAP cards are located in slots 1113 and 1115 of the control shelf.

Each E5-MCAP card contains two **USB ports**. One **latched USB port** is used with removable flash media (“thumb drives”), and one **flush-mounted USB port** is used with a plug-in flash drive. The **removable media** drive in the latched USB port is used to install and back up customer data. The flush-mounted USB port is used for upgrade and could be used for disaster recovery.

Terminal Disk Module (E5-TDM) Card

The **E5-TDM card** provides the Terminal Processor for the 16 I/O ports, and interfaces to the Maintenance Disk and Alarm (E5-MDAL) card and fixed disk storage. The E5-TDM card also distributes Composite Clocks and High Speed Source clocks throughout the EAGLE, and distributes Shelf ID to the EAGLE. Each E5-TDM card contains one fixed SATA drive that is used to store primary and backup system databases, measurements, and Generic Program Loads (GPLs). E5-TDM cards are located in slots 1114 and 1116 of the control shelf.

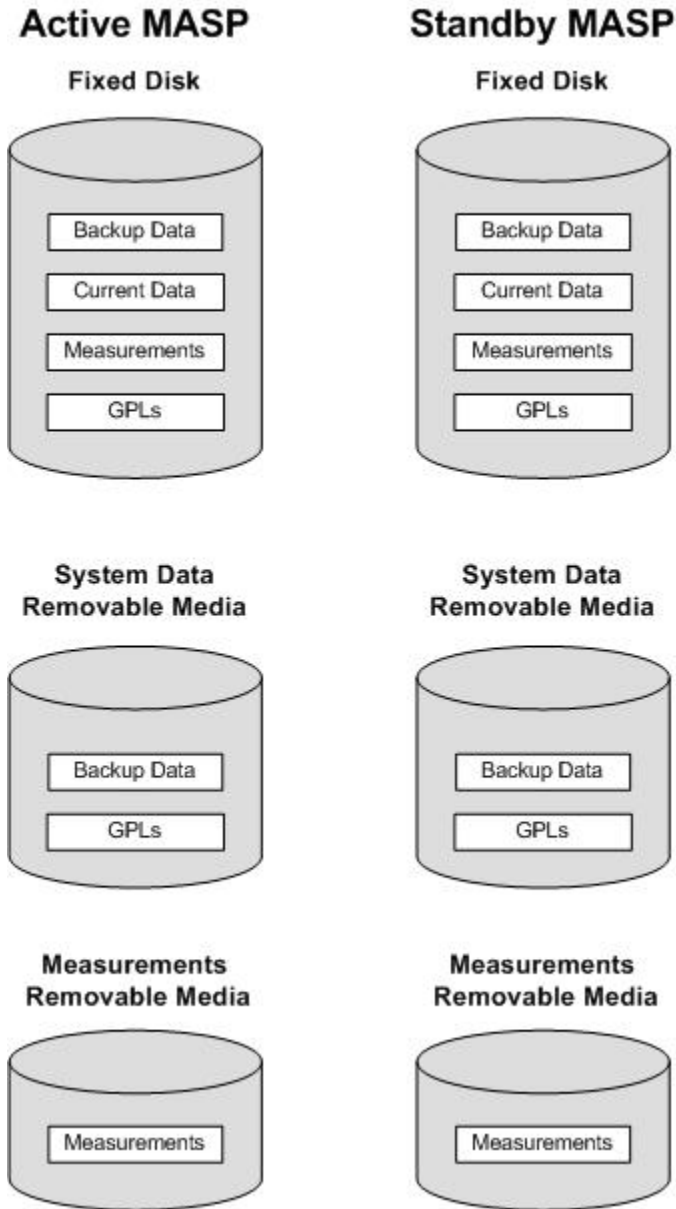
Maintenance Disk and Alarm (E5-MDAL) Card

The **E5-MDAL card** processes alarm requests and provides fan control. There is only one E5-MDAL card in a control card set. Critical, major, and minor system alarms are provided for up to 6 individual frames. In addition to the 3 system alarms, the E5-MDAL card provides the system audible alarm. The E5-MDAL card provides control of fans on a per-frame basis, and allows for each fan relay to be set individually. The E5-MDAL card is located in slots 1117 and 1118 of the control shelf.

1.5 EAGLE Database Partitions

The data that the **EAGLE** uses to perform its functions are stored in two separate areas: the fixed disk drives, and the removable media. The following sections describe these areas and data that is stored on them. These areas and their partitions are shown in [Figure 1-1](#).

Figure 1-1 EAGLE Database Partitions (E5-Based Control Cards)



Fixed Disk Drive

There are two fixed disk drives on the **EAGLE**. The fixed disk drives contain the “primary” set of data and programs for the **EAGLE**. The two fixed disk drives are located on the terminal disk modules (**E5-TDMs**). Both disks have the same files. The data stored on the fixed disks is partially replicated on the various cards in the **EAGLE**. Changes made during database administration sessions are sent to the appropriate cards.

The data on the fixed disks can be viewed as four partitions.

- Current partition
- Backup partition

- Measurements partition
- Generic program loads (**GPLs**) partition

The data which can be administered by users is stored in two partitions on the fixed disk, a current database partition which has the tables which are changed by on-line administration, and a backup database partition which is a user-controlled copy of the current partition.

All of the on-line data administration commands affect the data in the current partition. The purpose of the backup partition is to provide the users with a means of rapidly restoring the database to a known good state if there has been a problem while changing the current partition.

A full set of **GPLs** is stored on the fixed disk, in the **GPL** partition. There is an approved **GPL** and a trial **GPL** for each type of **GPL** in this set and a utility **GPL**, which has only an approved version. Copies of these **GPLs** are downloaded to the **EAGLE** cards. The **GPL** provides each card with its functionality. For example, the `ss7ansi` **GPL** provides **MTP** functionality for link interface modules (**LIMs**).

Measurement tables are organized as a single partition on the fixed disk. These tables are used as holding areas for the measurement counts.

Removable Media

The removable media is used with the E5-MCAP card portion of the E5-MASP in card locations 1113 and 1115.

The removable media is used for two purposes.

- To hold an off-line backup copy of the administered data and system **GPLs**
- To hold a copy of the measurement tables

Because of the size of the data stored on the fixed disk drives on the **E5-TDMs**, a single removable media cannot store all of the data in the database, **GPL** and measurements partitions.

To use a removable media to hold the system data, it must be formatted for system data. To use a removable media to hold measurements data, it must be formatted for measurements data. The **EAGLE** provides the user the ability to format a removable media for either of these purposes. A removable media can be formatted on the **EAGLE** by using the `format-disk` command. More information on the `format-disk` command can be found in *Commands User's Guide*. More information on the removable media drives can be found in *Hardware Guide*.

Additional and preformatted removable media are available from the [My Oracle Support \(MOS\)](#).

2

Configuring Destination Tables

Chapter 2, Configuring Destination Tables, describes the methods for configuring destination point codes (DPCs) in the database of the EAGLE.

2.1 Adding a Cluster Point Code

This procedure is used to add a cluster point code for the **cluster** routing and management diversity feature to the database. This procedure uses the EAGLE commands `rtrv-feat`, `chg-feat`, `rtrv-stpopts`, `chg-stpopts`, `rtrv-ctrl-feat`, `rtrv-dstn`, and `chg-db`. For more information on this procedure, see “Adding a Cluster Point Code” in *Database Administration – SS7 User's Guide*.

Note:

Once the cluster routing and management diversity and nested cluster routing features are turned on with the `chg-feat` command, they cannot be turned off. The cluster routing and management diversity and nested cluster routing features must be purchased before you turn the features on with the `chg-feat` command. If you are not sure whether you have purchased the cluster routing and management diversity and nested cluster routing features, contact your Oracle Sales Representative or Account Representative.

Note:

A cluster point code cannot be a proxy point code.

If you wish to use the following parameters of the EAGLE's `ent-dstn` command: `nprst`, `rcause`, `sccpmsgcnv`, or `splitiam` parameters, perform the “Adding a Cluster Point Code” procedure in *Database Administration - SS7 User's Guide* using the SEAS `FLOW-THRU` command with the EAGLE commands.

The EAGLE accepts the values for the `ncai` parameter as a supplier specific parameters. [Table 2-1](#) shows how the EAGLE `ncai` parameter values are mapped to the SEAS values. For more information on the `ncai` parameter, see “Adding a **Cluster Point Code**” in *Database Administration - SS7 User's Guide*.

Table 2-1 NCAI Supplier Specific Parameter Values

Supplier Specific Parameters	EAGLE Parameter Value	SEAS Parameter Value	Definition
NCAI	YES	1	The nested cluster allowed indicator. This parameter specifies whether or not the route to the cluster point code can be different from the route to a point code that is a member of the cluster point code.
	NO	0	

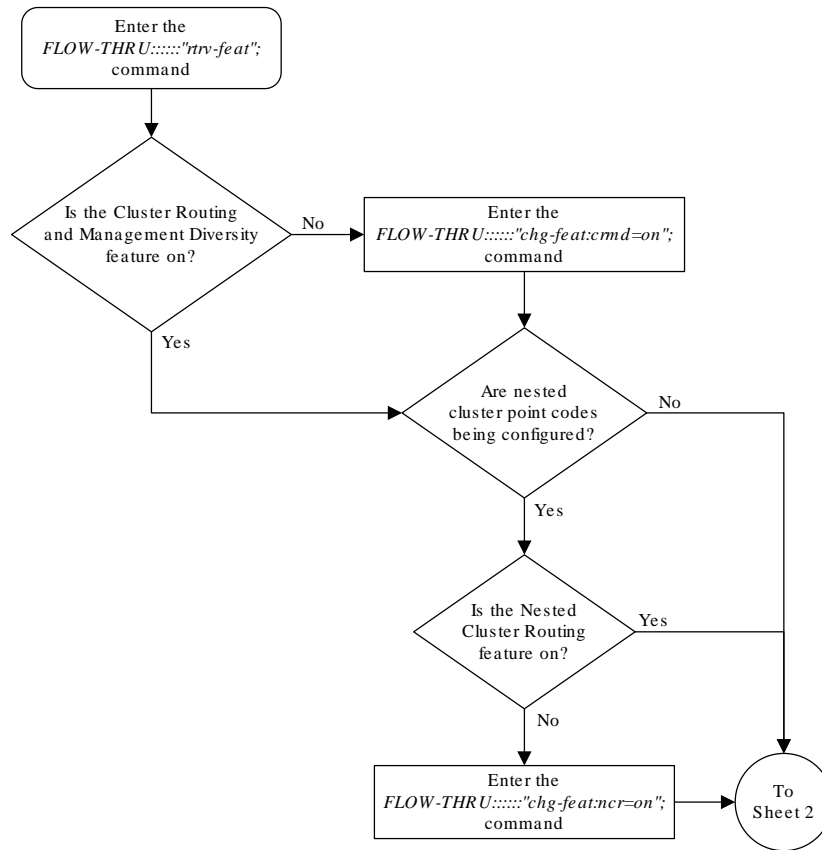
The supplier specific parameter is optional. The default value for the supplier specific parameter will be entered if that parameter is not specified when adding a cluster point code. The default value for the `NCAI` parameter is `NO`.

To change the attributes of an existing cluster point code, perform the [Changing the Attributes of a Cluster Point Code](#) procedure.

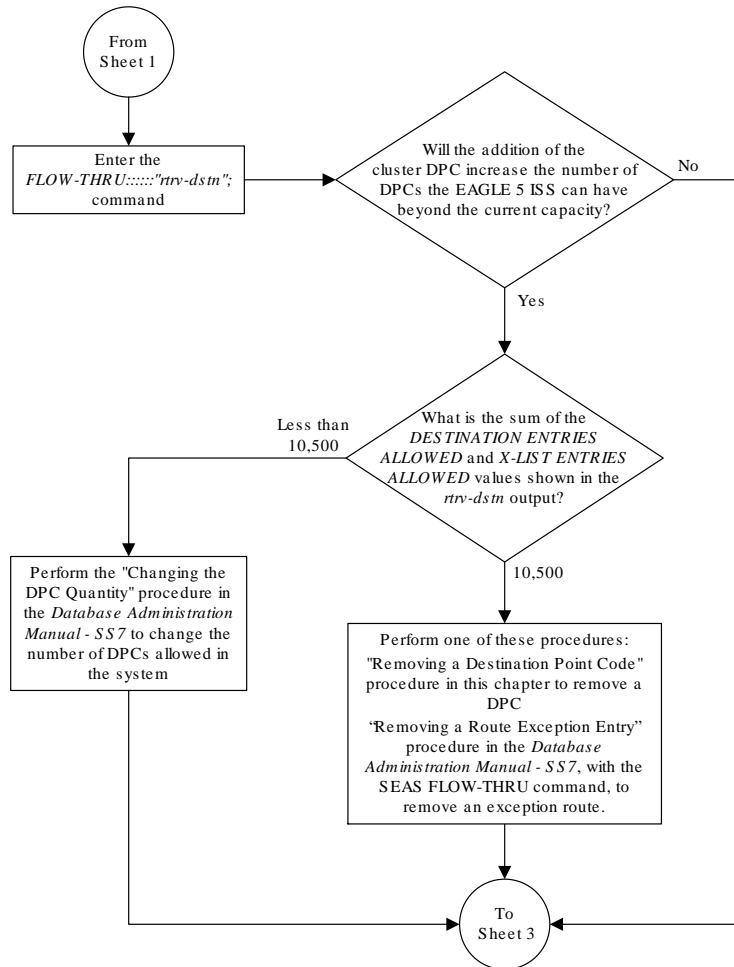
To remove a cluster point code from the database, perform the [Removing a Destination Point Code](#) procedure.

Figure 2-1 Adding a Cluster Point Code from the SEAS Terminal**Note:**

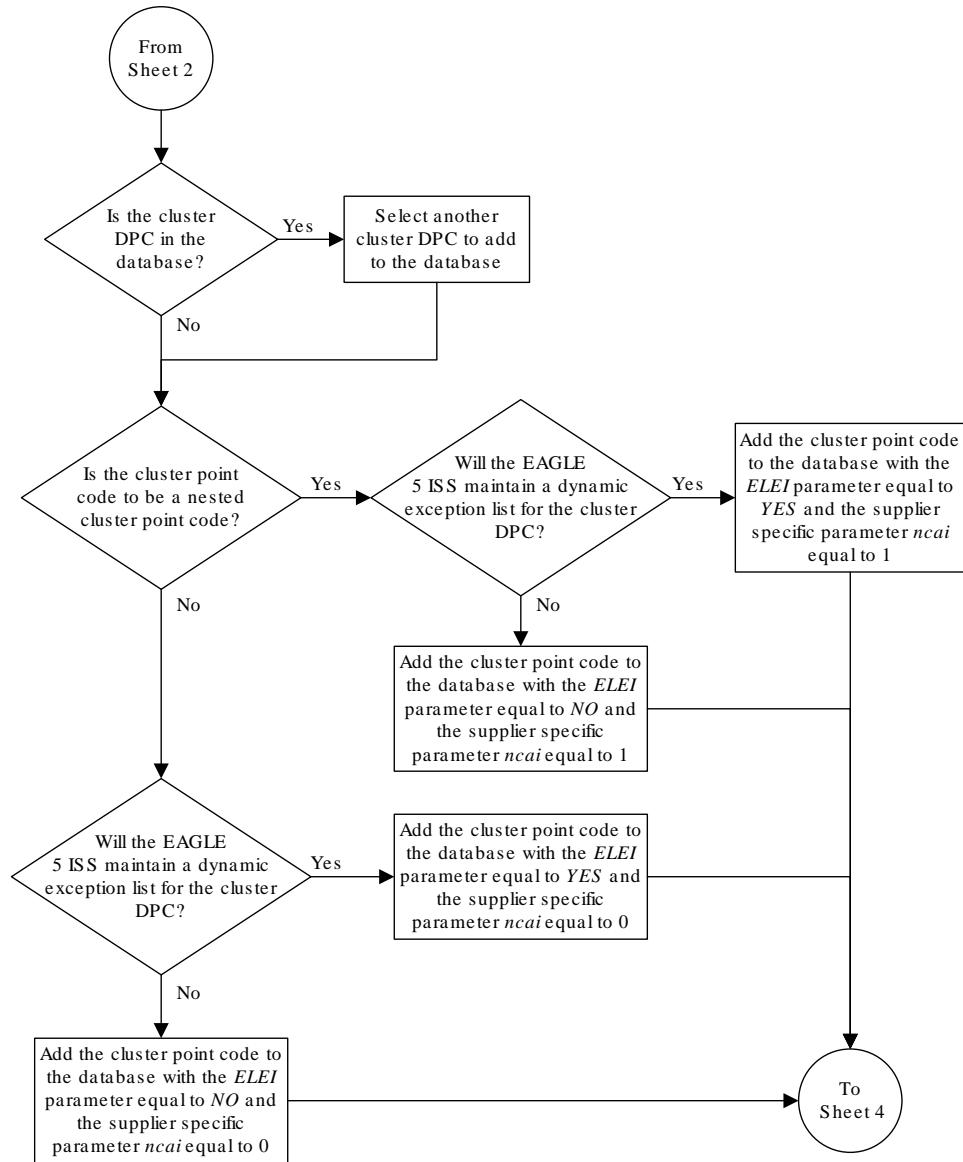
Before executing this procedure, make sure you have purchased the cluster routing and management diversity and nested cluster routing features. If you are not sure if you have purchased the cluster routing and management diversity or nested cluster routing features, contact your Oracle Sales Representative or Account Representative.



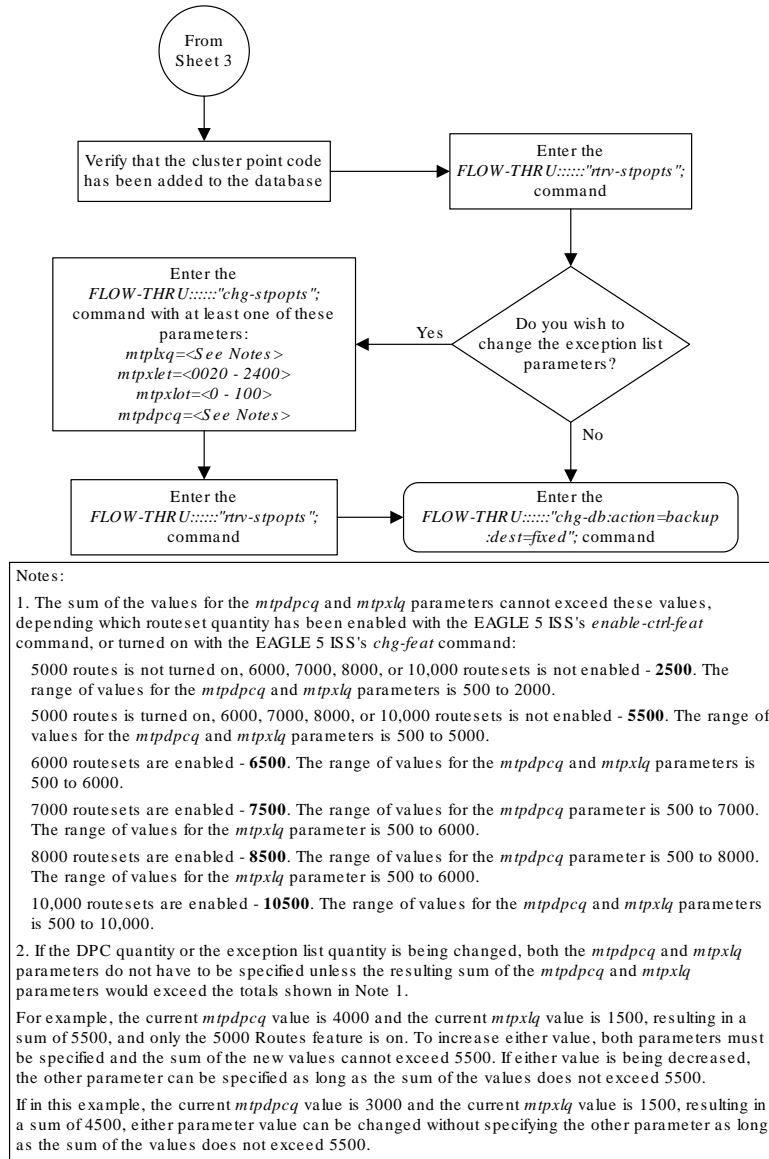
Sheet 1 of 4



Sheet 2 of 4



Sheet 3 of 4



Sheet 4 of 4

2.2 Changing the Attributes of a Cluster Point Code

This procedure is used to change the attributes of a cluster point code for the cluster routing and management diversity feature to the database. This procedure uses the EAGLE commands *rtrv-feat*, *chg-feat*, and *chg-db*. For more information on this procedure, see “Changing the Attributes of a Cluster Point Code” in *Database Administration - SS7 User's Guide*.

 **Note:**

Once the nested cluster routing feature is turned on with the `chg-feat` command, it cannot be turned off.
If you plan to use the supplier specific parameter `ncai` with this procedure, the nested cluster routing feature must be purchased before you turn the feature on with the `chg-feat` command. If you are not sure whether you have purchased the nested cluster routing feature, contact your Oracle Sales Representative or Account Representative.

If you wish to use the following parameters of the EAGLE's `chg-dstn` command: `nprst`, `rcause`, `sccpmsgcnv`, or `splitiam` parameters, perform the "Changing the Attributes of a Cluster Point Code" procedure in *Database Administration - SS7 User's Guide* using the `SEAS FLOW-THRU` command with the EAGLE commands.

The EAGLE accepts the values for the `ncai` parameter as a supplier specific parameters. [Table 2-2](#) shows how the EAGLE `ncai` parameter values are mapped to the **SEAS** values. For more information on the `ncai` parameter, see "Changing the Attributes of a Cluster Point Code" in *Database Administration - SS7 User's Guide*.

Table 2-2 NCAI Supplier Specific Parameter Values

Supplier Specific Parameters	EAGLE Parameter Value	SEAS Parameter Value	Definition
NCAI	YES	1	The nested cluster allowed indicator. This parameter specifies whether or not the route to the cluster point code can be different from the route to a point code that is a member of the cluster point code.
	NO	0	

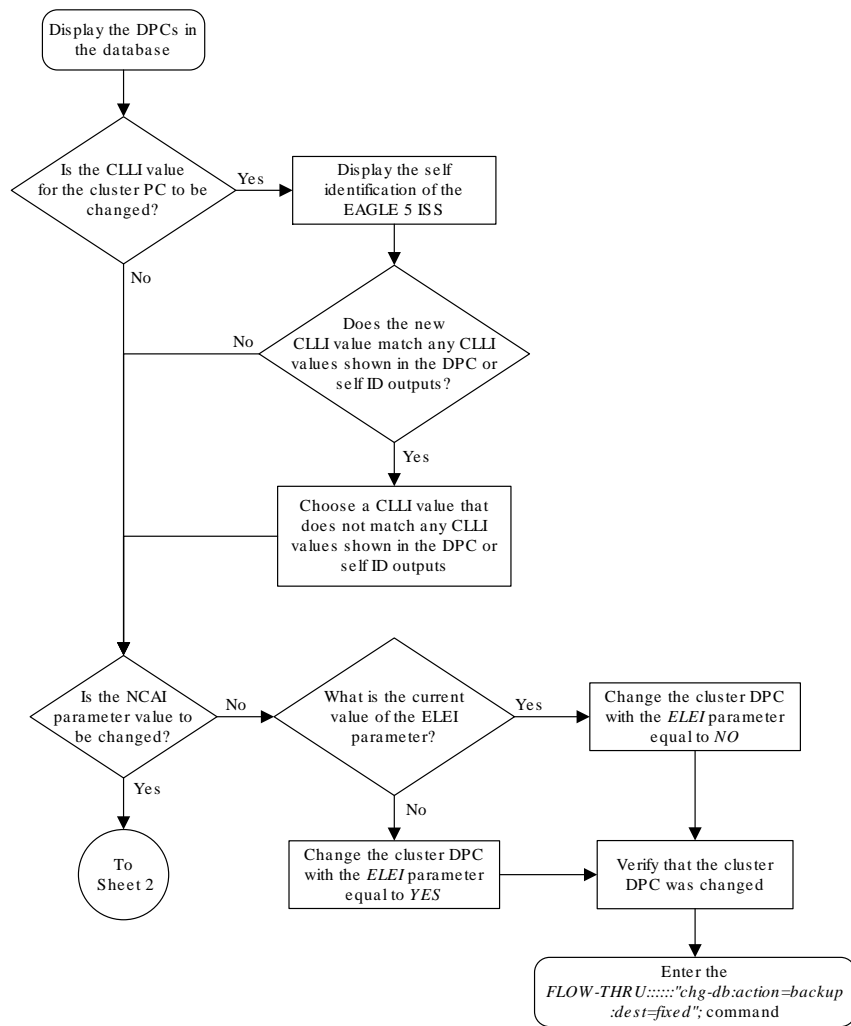
The supplier specific parameter is optional. The current value of any supplier specific parameter is not changed if the supplier specific parameter is not specified.

To remove a cluster point code from the database, perform the [Removing a Destination Point Code](#) procedure.

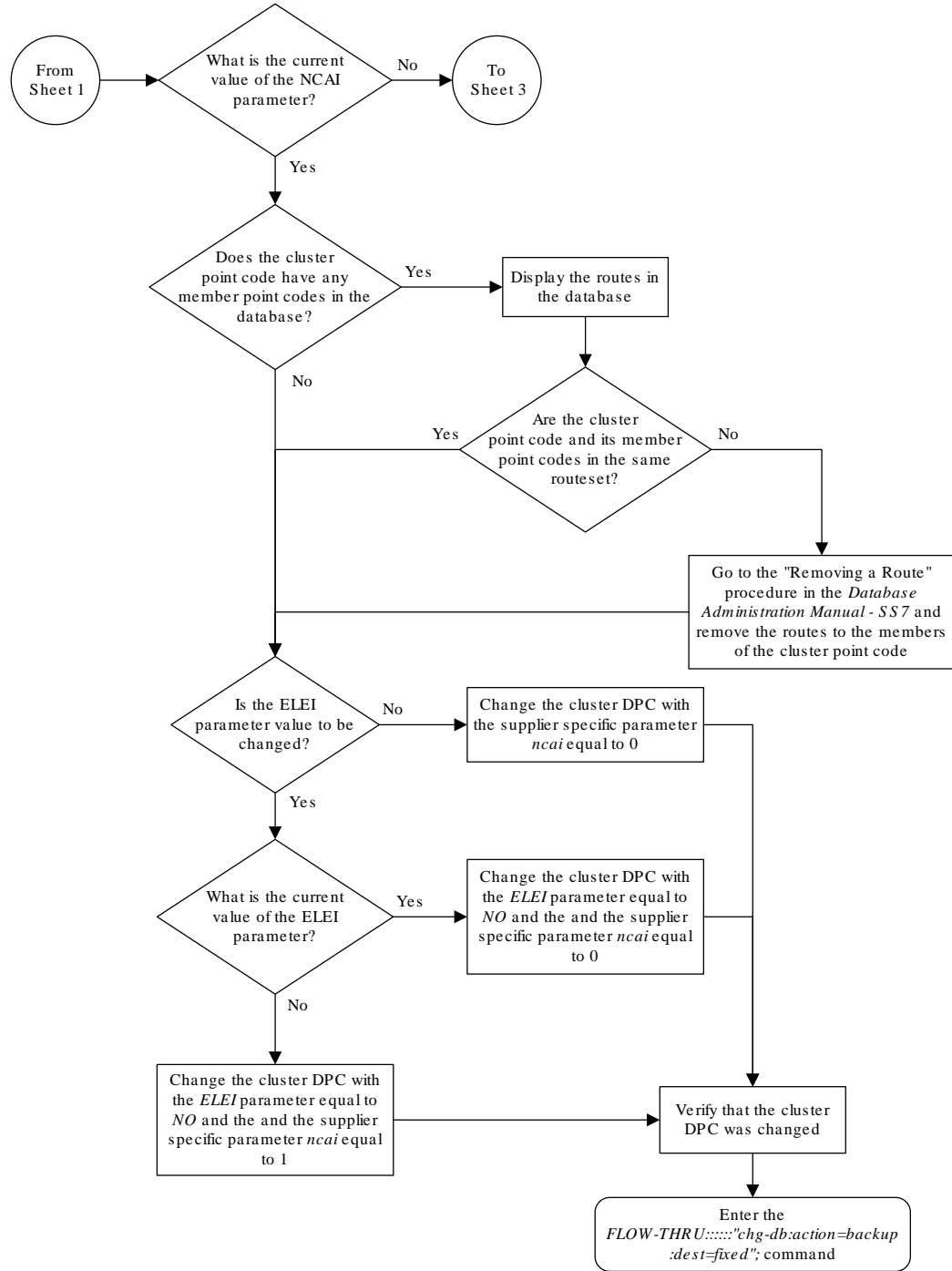
Figure 2-2 Changing the Attributes of a Cluster Point Code from the SEAS Terminal

 **Note:**

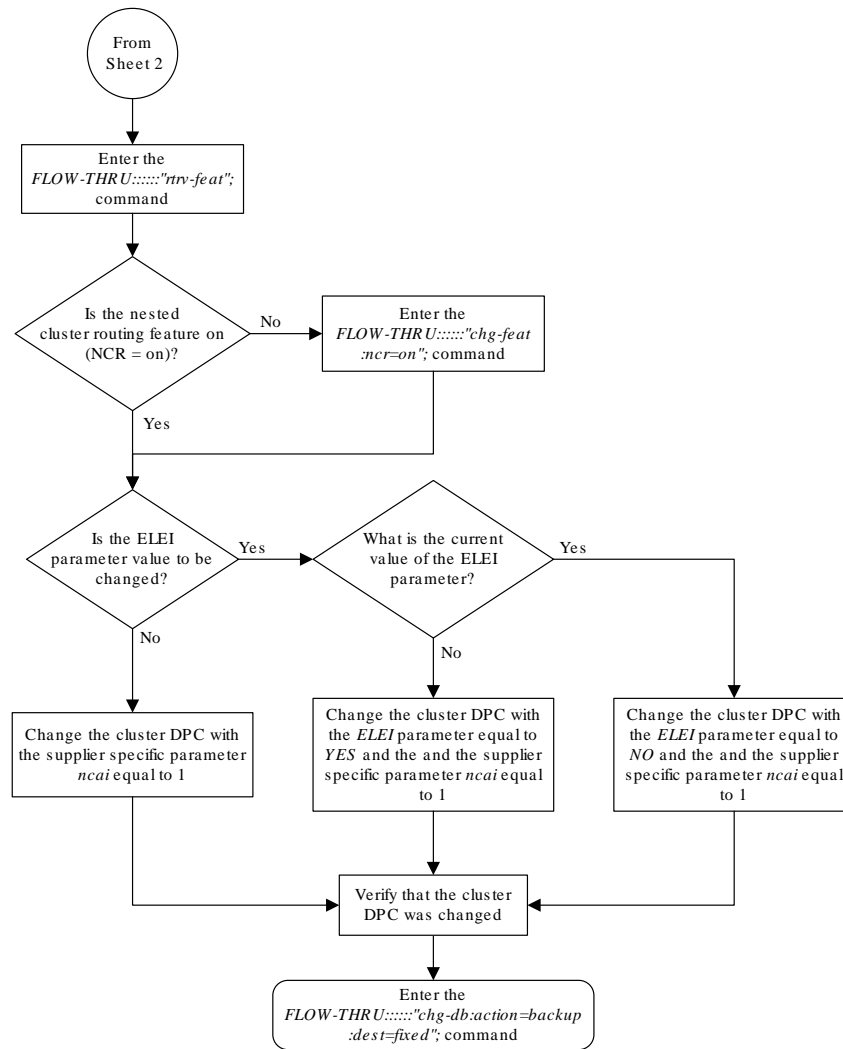
If you plan to use the supplier specific parameter `ncai` with this procedure, before executing this procedure, make sure you have purchased the nested cluster routing feature. If you are not sure if you have purchased the nested cluster routing feature, contact your Oracle Sales Representative or Account Representative.



Sheet 1 of 3



Sheet 2 of 3



Sheet 3 of 3

2.3 Adding a Network Routing Point Code

This procedure is used to add a network routing point code for the network routing feature to the database. This procedure uses the EAGLE commands `rtrv-feat`, `chg-feat`, `rtrv-dstn`, `rtrv-ctrl-feat`, `rtrv-sid`, and `chg-db`. For more information on this procedure, see “Adding a Network Routing Point Code” in *Database Administration – SS7 User’s Guide*.

Notes:

1. Once the network routing feature is turned on with the `chg-feat` command, it cannot be turned off. The network routing feature must be purchased before you turn the features on with the `chg-feat` command. If you are not sure whether you have purchased the network routing feature, contact your Oracle Sales Representative or Account Representative.

2. A network routing point code cannot be a proxy point code.

If you wish to use the following parameters of the EAGLE's `ent-dstn` command: `nprst`, `rcause`, `sccpmsgcnv`, or `splitiam` parameters, perform the "Adding a Network Routing Point Code" procedure in *Database Administration - SS7 User's Guide* using the `SEAS FLOW-THRU` command with the EAGLE commands.

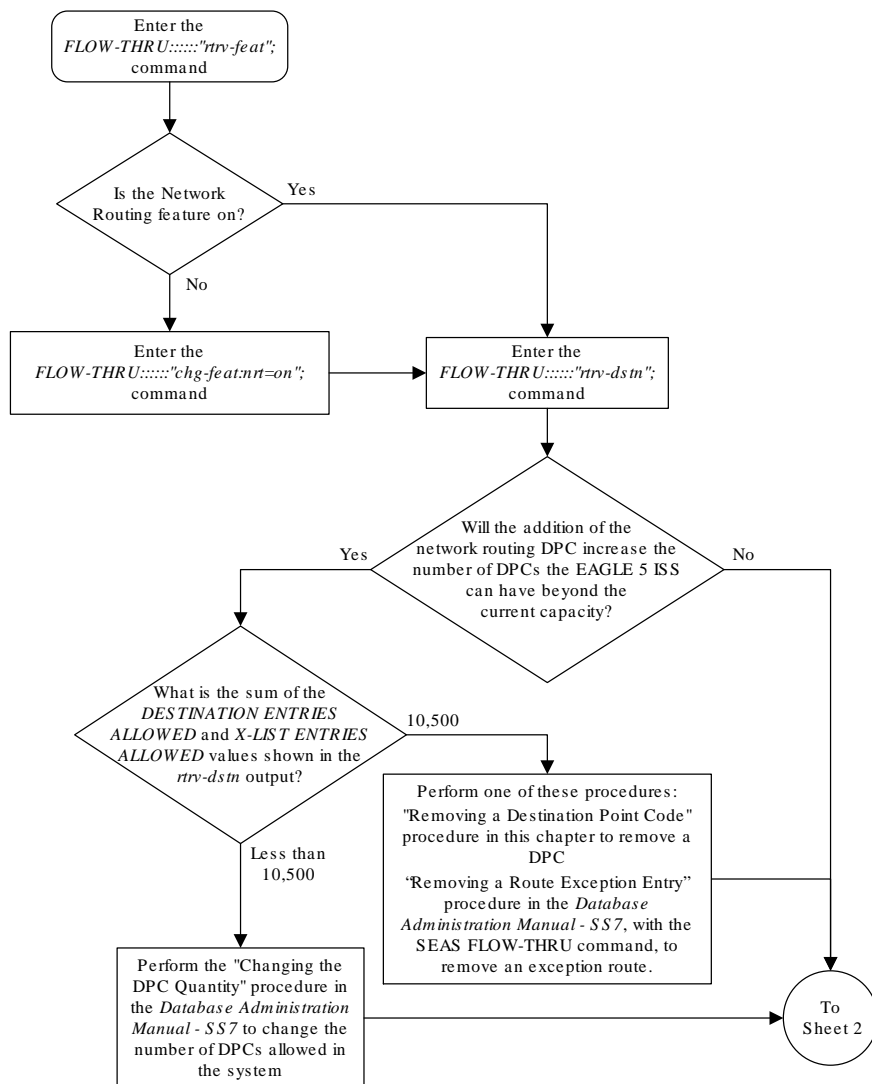
To change the attributes of an existing network routing point code, perform the [Changing a Destination Point Code](#) procedure.

To remove a network routing point code from the database, perform the [Removing a Destination Point Code](#) procedure.

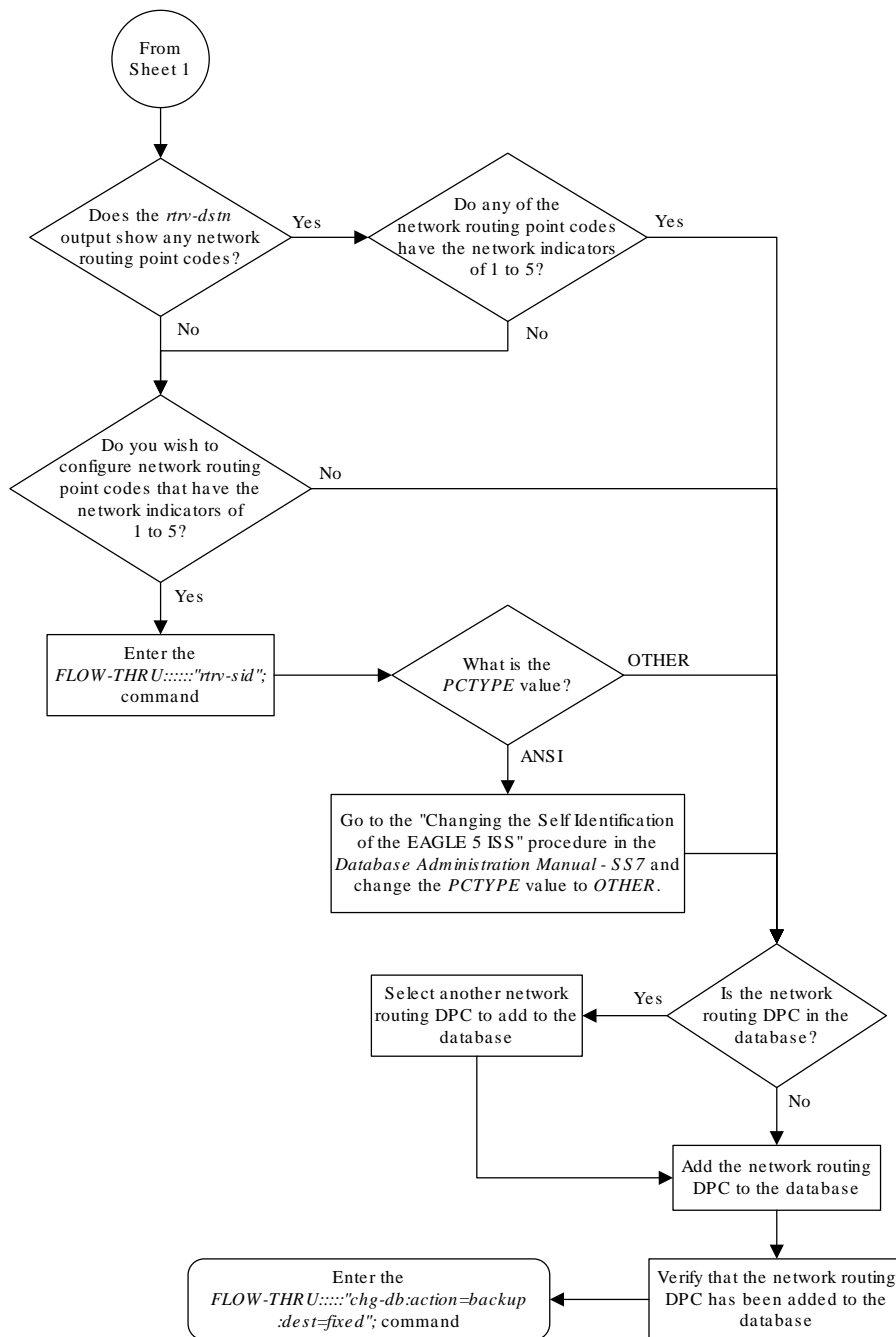
 **Note:**

Before executing this procedure, make sure you have purchased the network routing feature. If you are not sure if you have purchased the network routing feature, contact your Oracle Sales Representative or Account Representative.

Figure 2-3 Adding a Network Routing Point Code from the SEAS Terminal



Sheet 1 of 2



Sheet 2 of 2

2.4 Changing the Self Identification of the EAGLE

This procedure is used to change the self identification of the EAGLE. For more information on this procedure, see the “Changing the Self Identification of the EAGLE” procedure in *Database Administration - SS7 User's Guide*. This procedure uses these EAGLE commands.

```
init-sys      rtrv-sid      rtrv-dstn    rtrv-feat
rtrv-spc     rtrv-eiscopy  chg-eiscopy  rtrv-stpopts
chg-stpopts  rtrv-gws-redirect  chg-db      rtrv-pct
```

If you wish to use the `cpctype`, `pctype`, `pci`, `pcn`, or `pcn24` parameters of the EAGLE's `chg-sid` command, perform the "Changing the Self Identification of the EAGLE" procedure in *Database Administration - SS7 User's Guide* using the **SEAS FLOW-THRU** command with the EAGLE commands.

▲ Caution:

Use this procedure only during periods of low traffic. If the EAGLE's point code is changed with the procedure, the EAGLE must be reinitialized with the EAGLE's `init-sys` command. The `init-sys` command reboots the entire EAGLE and reloads all cards with the updated self identification information.

▲ Caution:

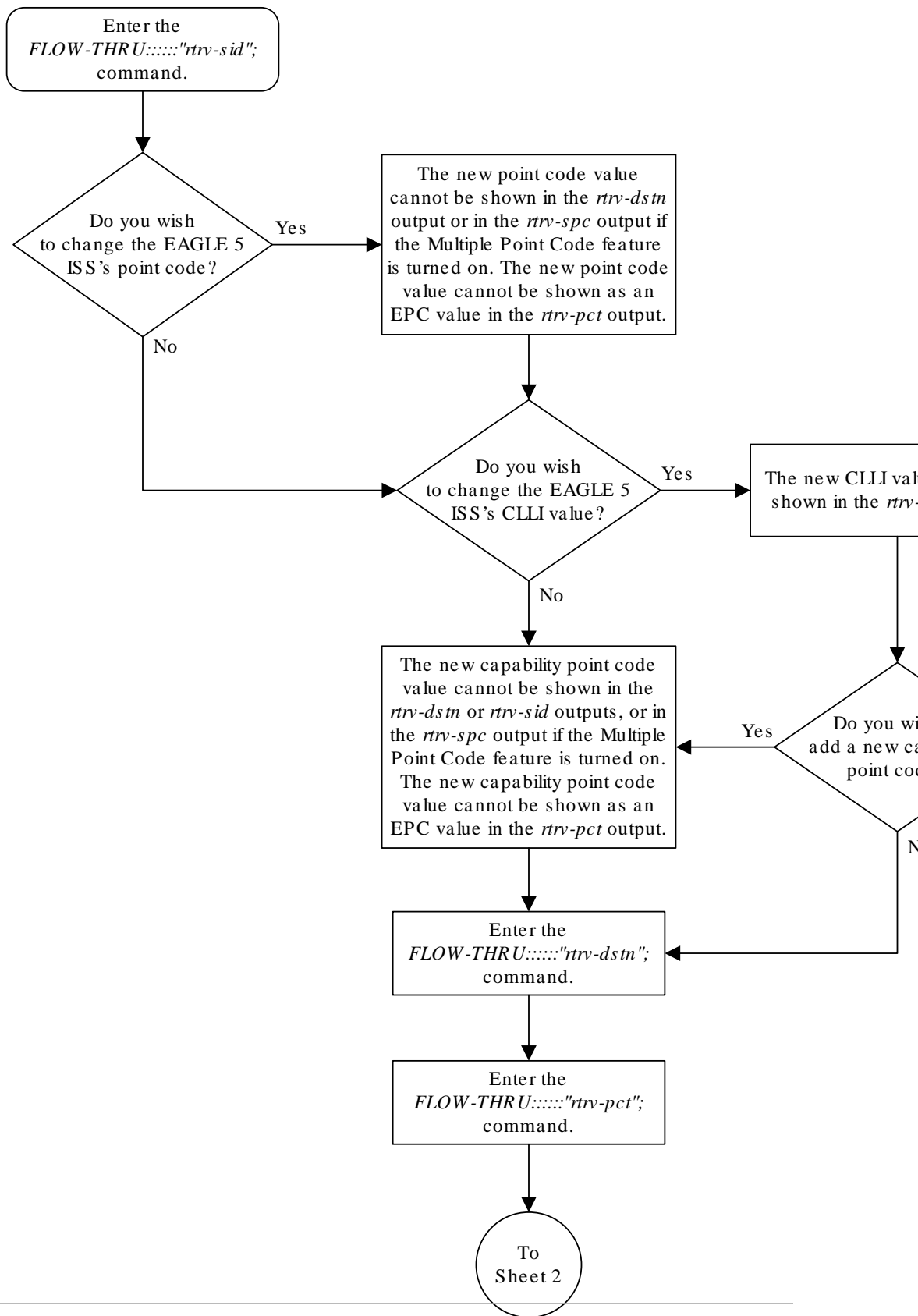
When the `init-sys` command executes, the state of the signaling links, **TCP/IP** data links, cards, and terminals after the `init-sys` command executes depends on whether the restore device state option is on or off. The value of this option is shown in the `RSTRDEV` field of the `rtrv-stpopts` output.

If the value of the restore device state option is `off`, the EAGLE does not retain the manually initiated state (for example, OOS-MT-DSBLD) for the signaling links, TCP/IP data links, cards, or the terminals. After the command executes, the EAGLE attempts to bring all provisioned links, cards, and terminals on line, including those that were previously out of service. You will need to manually put each device back into its previous state after the EAGLE is back on line. It is, therefore, advisable to print or electronically capture the output of the EAGLE's `rept-stat-slk`, `rept-stat-dlk`, `rept-stat-card`, and `rept-stat-trm` commands for reference prior to issuing the `init-sys` command. To restore a device to its previous state, issue the appropriate inhibit/deactivate command listed in *Commands User's Guide* in the Related Commands section for each of the above `rept-stat` commands.

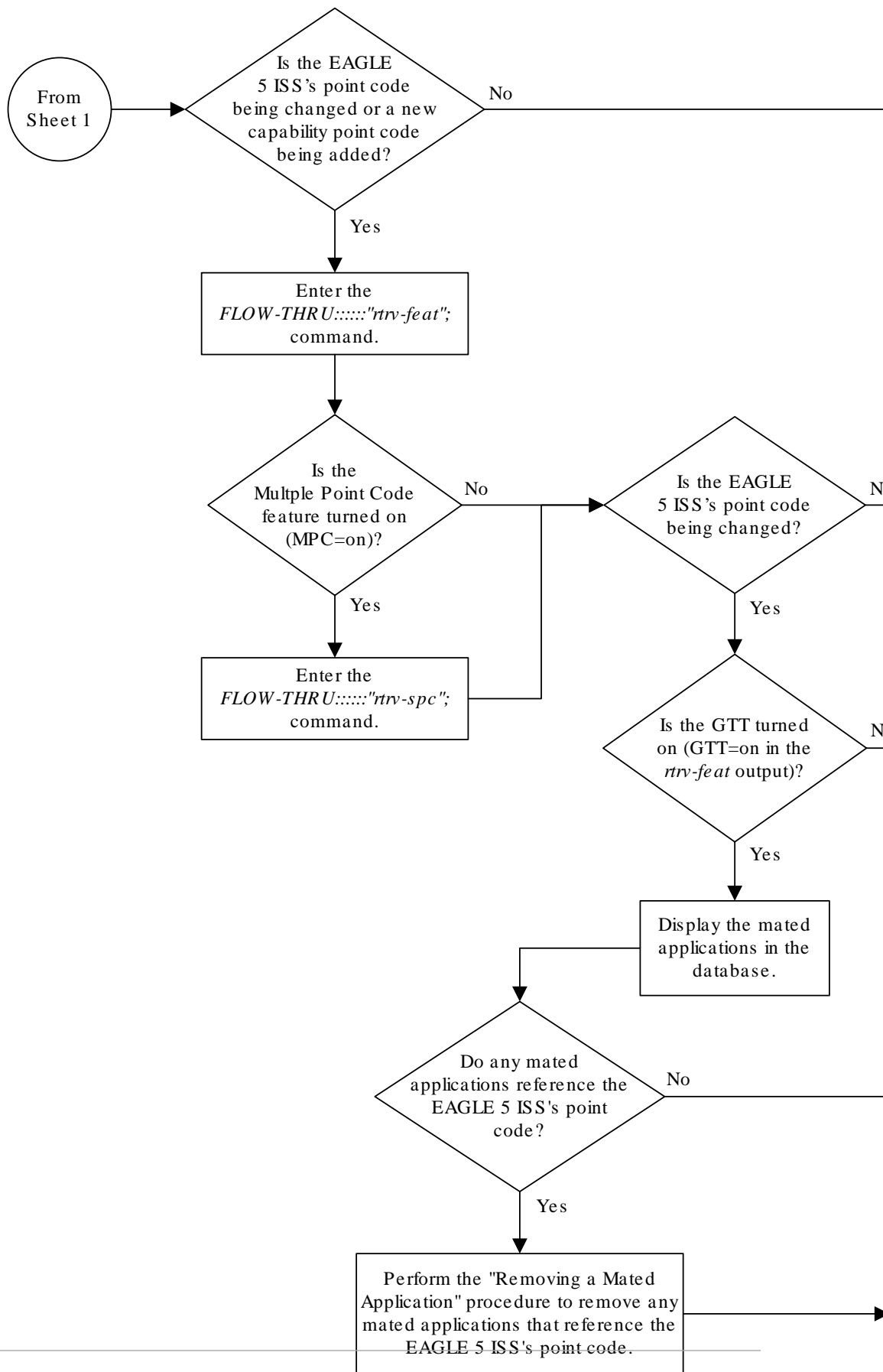
If the value of the restore device state option is `on`, the state the signaling links, TCP/IP data links, cards, and terminals is not changed after the `init-sys` command is performed. No manual intervention is required to put the device back into its previous state after the EAGLE is back on line.

To change the value of the restore device state option, perform the "Changing the Restore Device State Option" procedure in *Database Administration - System Management User's Guide*.

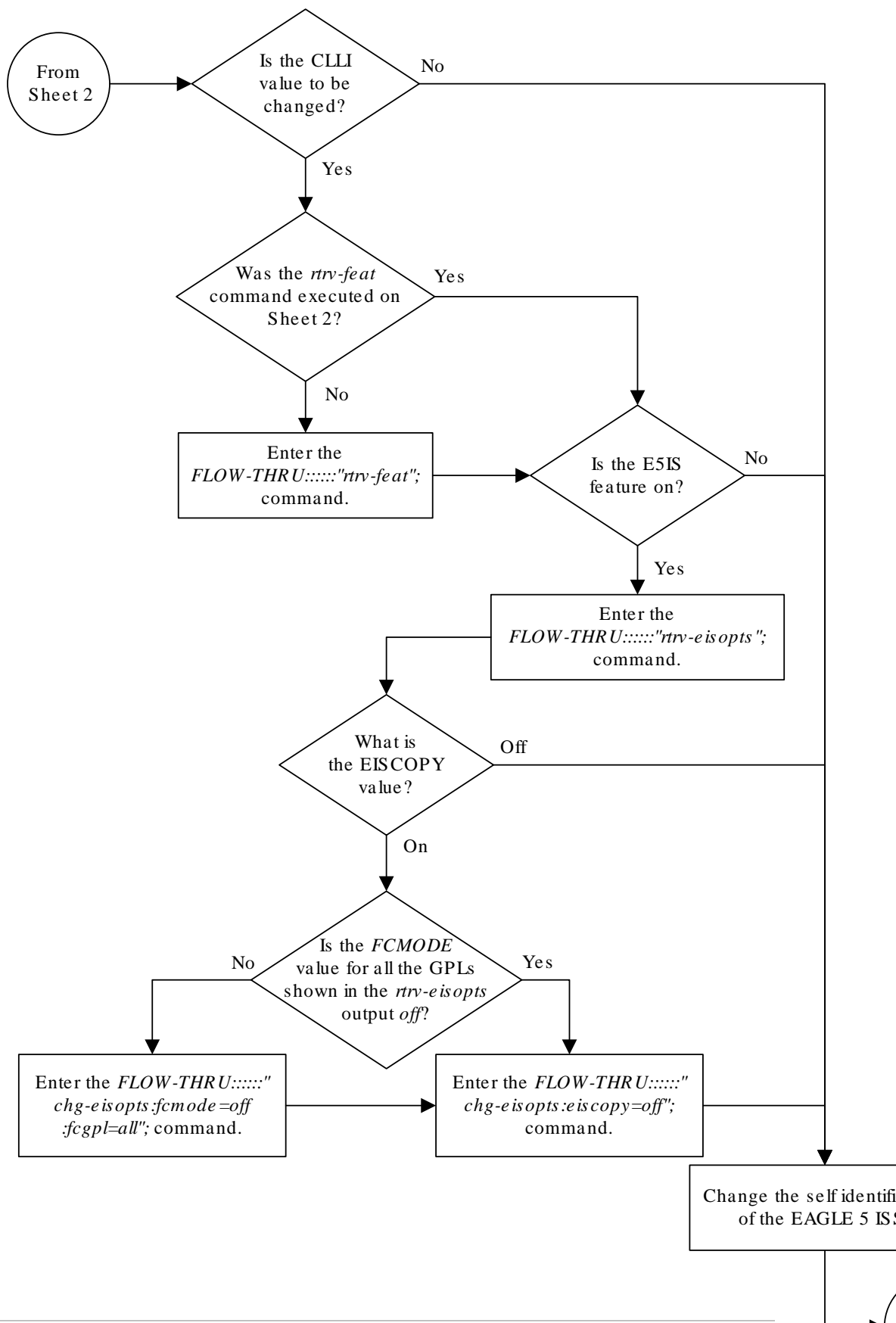
Figure 2-4 Changing the Self Identification of the EAGLE from the SEAS Terminal

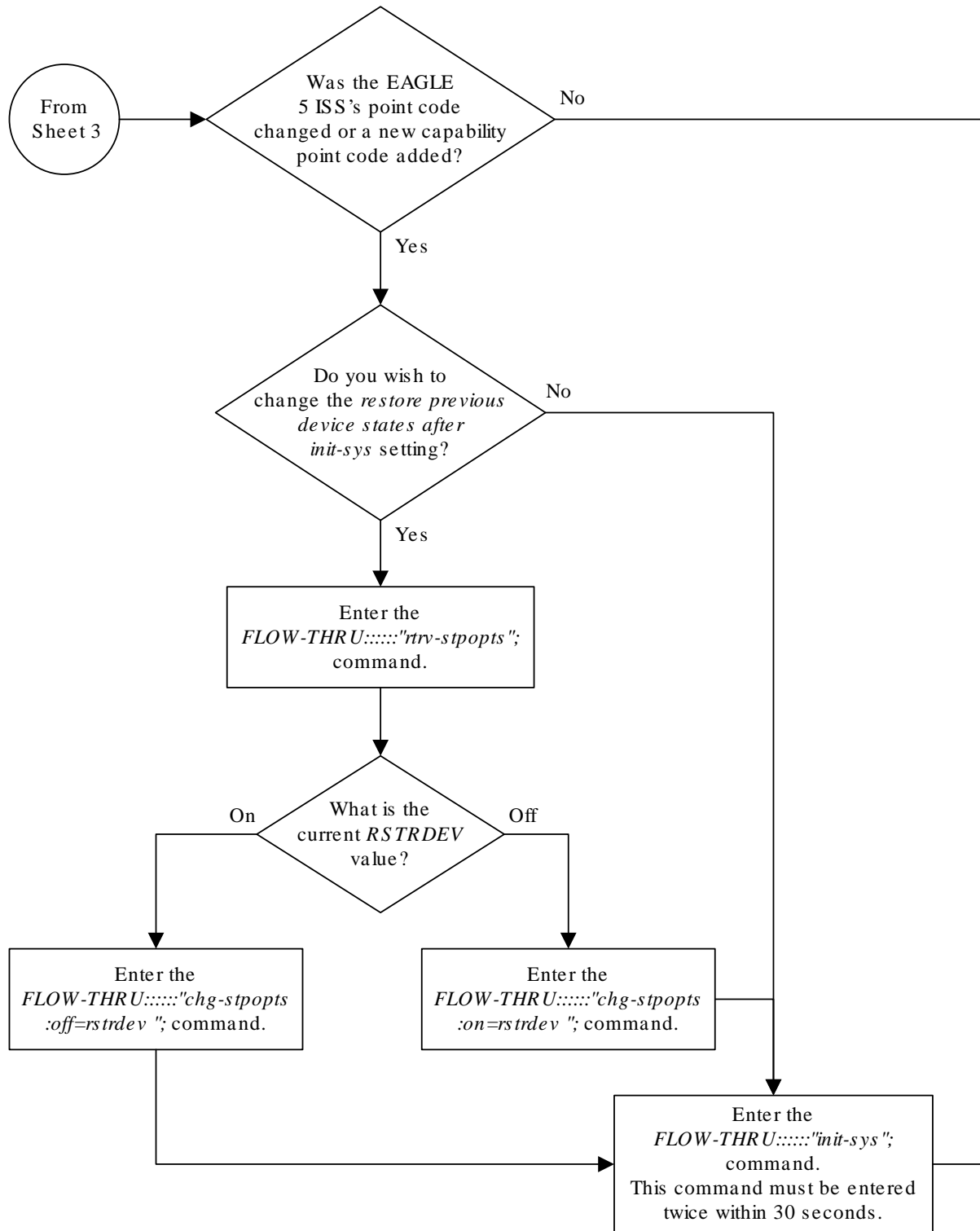


Sheet 1 of 5

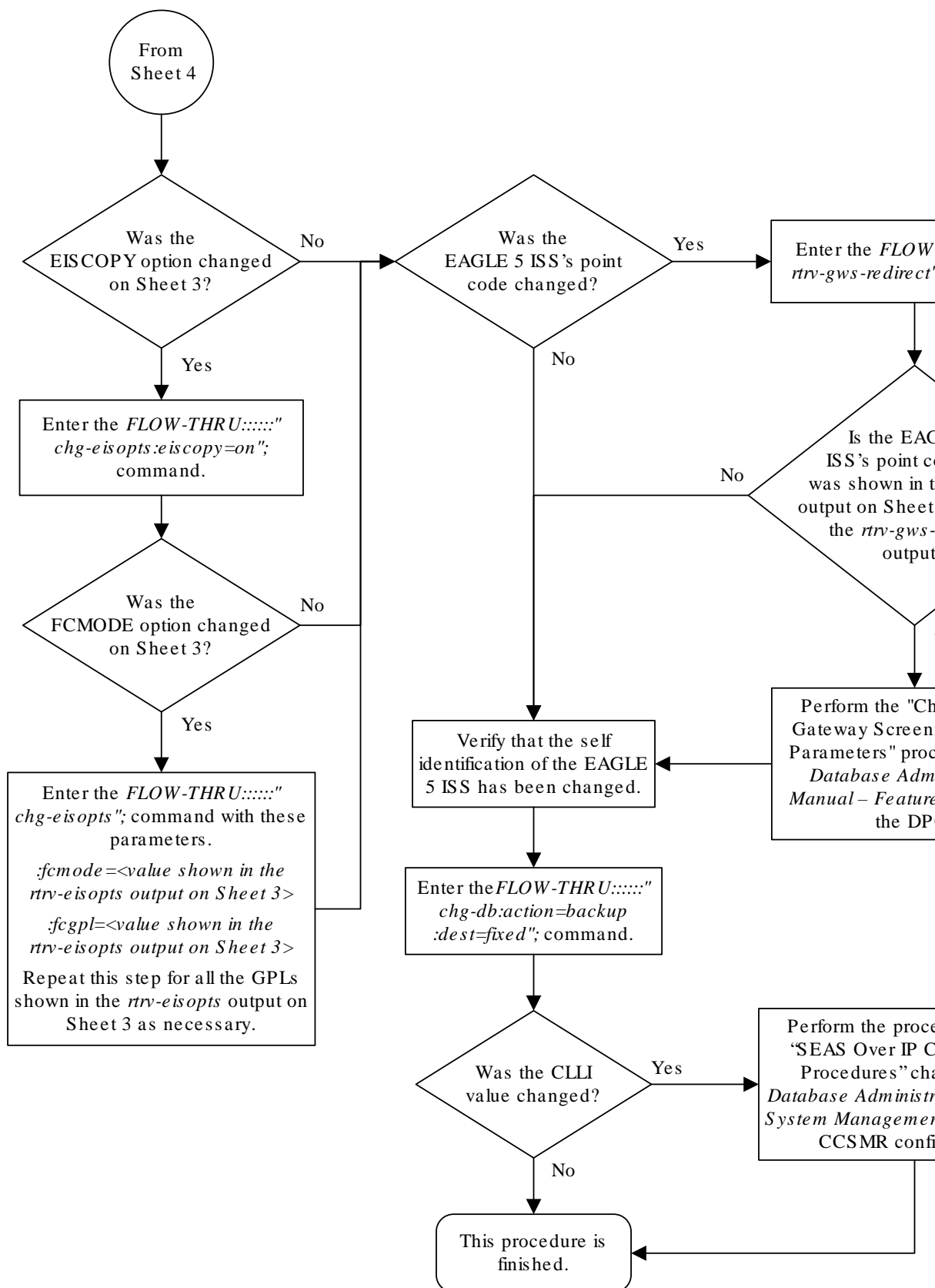


Sheet 2 of 5





Sheet 4 of 5



Sheet 5 of 5

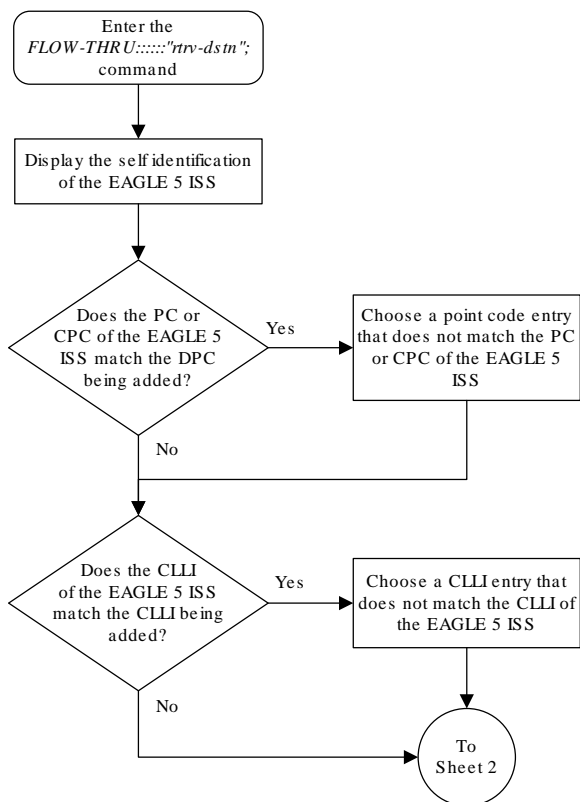
2.5 Adding a Destination Point Code

This procedure is used to add a destination point code to the database. This procedure uses the EAGLE commands `rtrv-feat`, `rtrv-dstn`, `rtrv-ctrl-feat`, and `chg-db`. For more information on this procedure, see “Adding a Destination Point Code” in *Database Administration - SS7 User's Guide*.

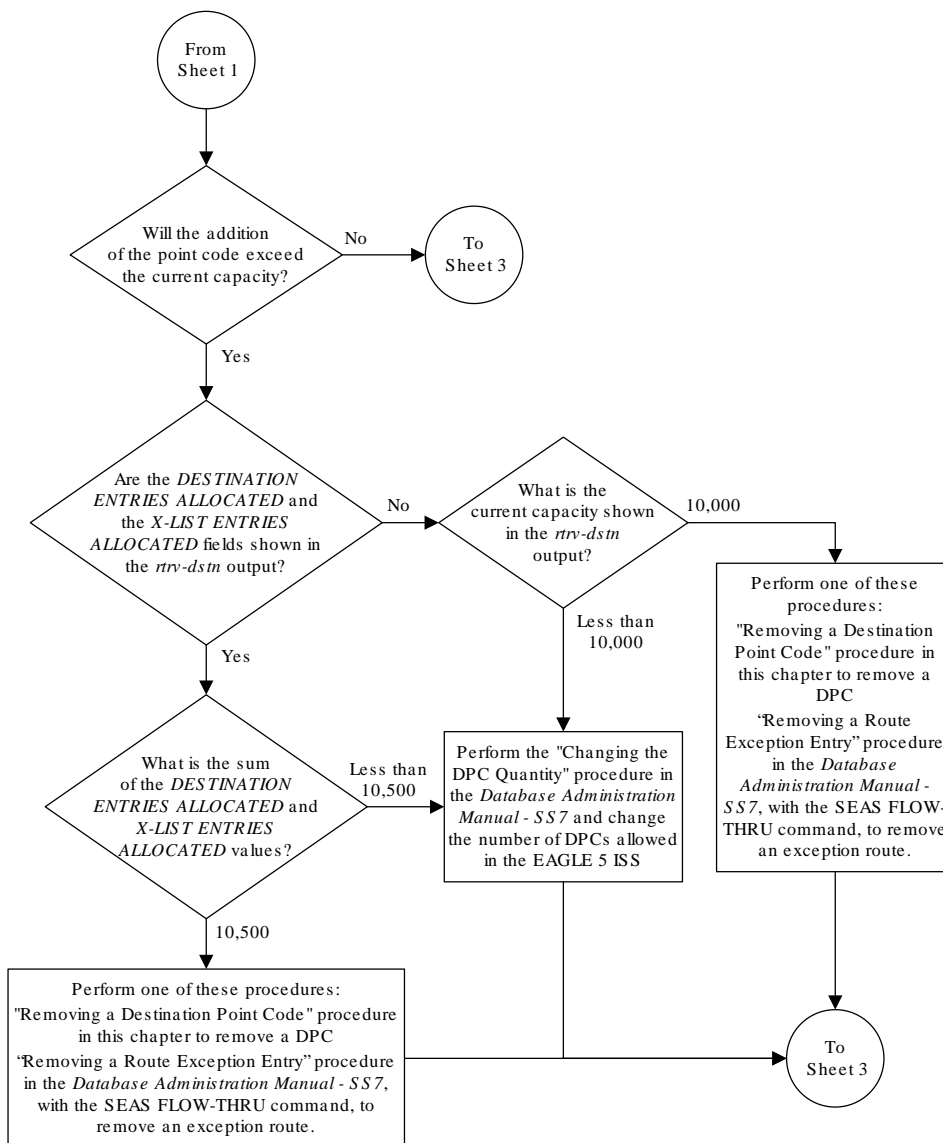
If you wish to use the following parameters of the EAGLE's `ent-dstn` command: `dpci`, `dpcn`, `dpcn24`, `domain`, `aliasa`, `aliasi`, `aliasn`, `aliasn24`, `spc`, `spca`, `spci`, `spcn`, `spcn24`, `prx=yes`, `ppc`, `ppca`, `ppci`, `ppcn`, `ppcn24`, `nprst`, `rcause`, `splitiam`, `homesmsc`, `homescp`, `sccpmsgcnv`, or `ipgwapc`, or if spare point codes are being added, perform the “Adding a Destination Point Code” procedure in *Database Administration - SS7 User's Guide* using the **SEAS** `FLOW-THRU` command with the EAGLE commands.

If you wish to use the `ncai` parameter the EAGLE's `ent-dstn` command or configure a cluster point code, perform the [Adding a Cluster Point Code](#) procedure.

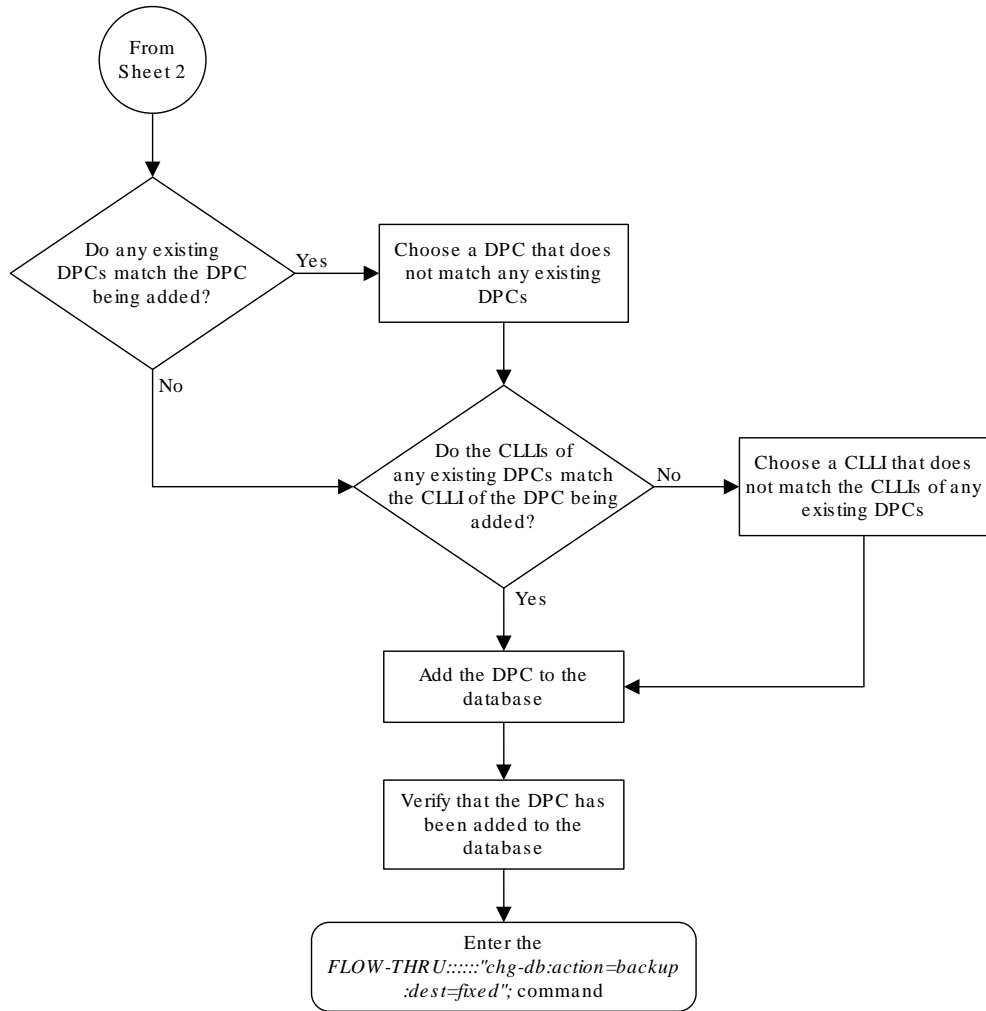
Figure 2-5 Adding a Destination Point Code from the SEAS Terminal



Sheet 1 of 3



Sheet 2 of 3



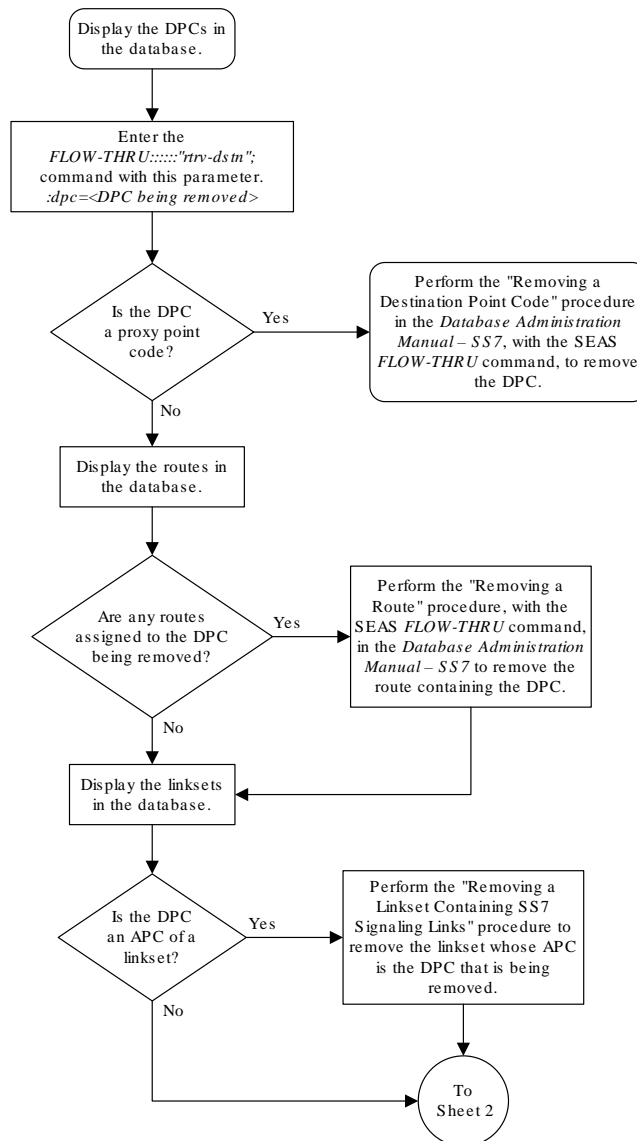
Sheet 3 of 3

2.6 Removing a Destination Point Code

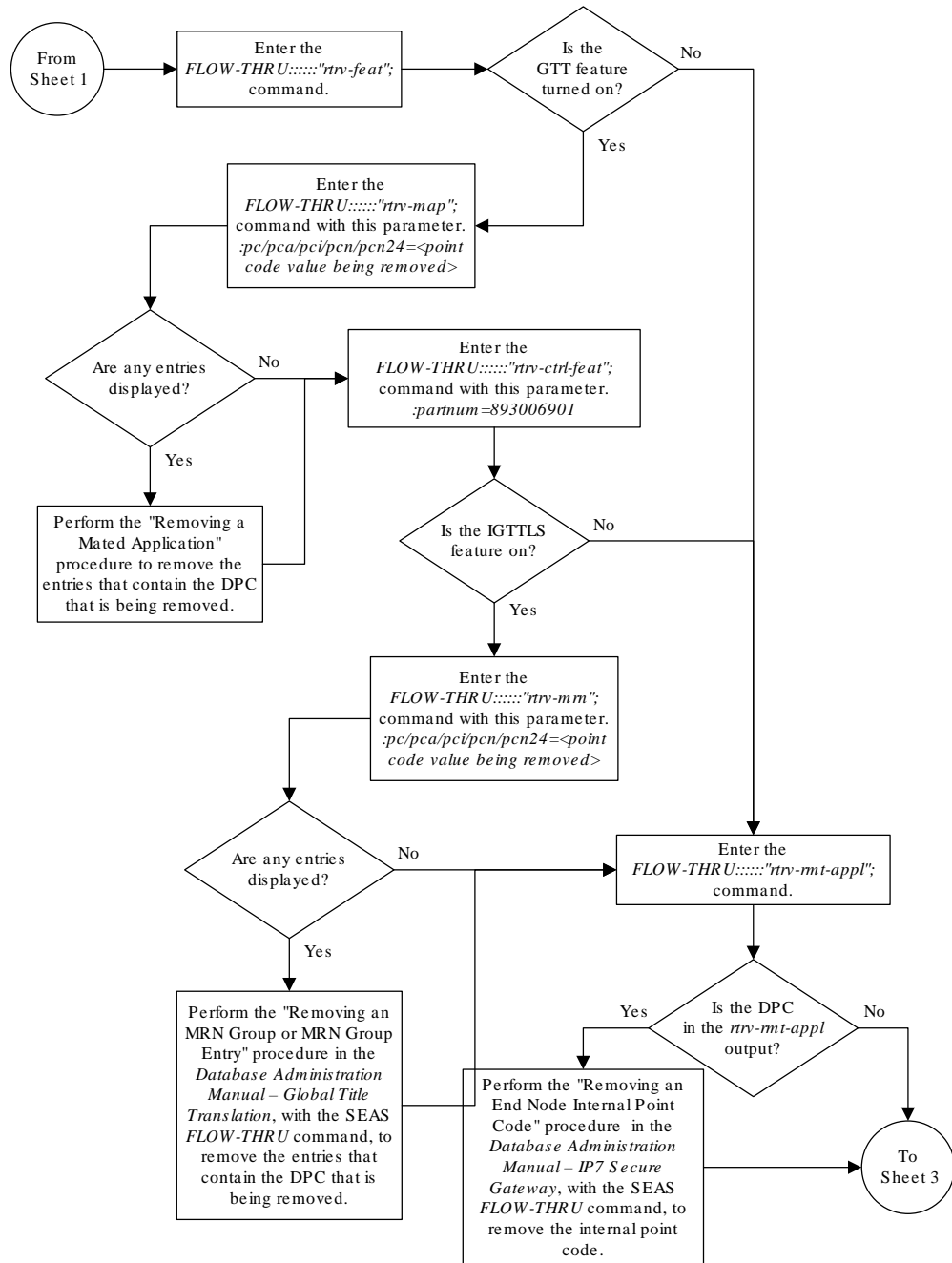
This procedure is used to remove a destination point code from the database. This procedure uses the EAGLE commands `rtrv-dstn`, `rtrv-feat`, `rtrv-map`, `rtrv-mrn`, `rtrv-rmt-appl`, `rtrv-ctrl-feat`, `rtrv-rtx`, and `chg-db`. For more information on this procedure, see “Removing a **Destination Point Code**” in *Database Administration - SS7 User's Guide*.

If you wish to remove an ITU international, ITU national destination point code, or a proxy point code from the database, perform the “Removing a Destination Point Code” procedure in *Database Administration - SS7 User's Guide* using the **SEAS** `FLOW-THRU` command with the EAGLE commands.

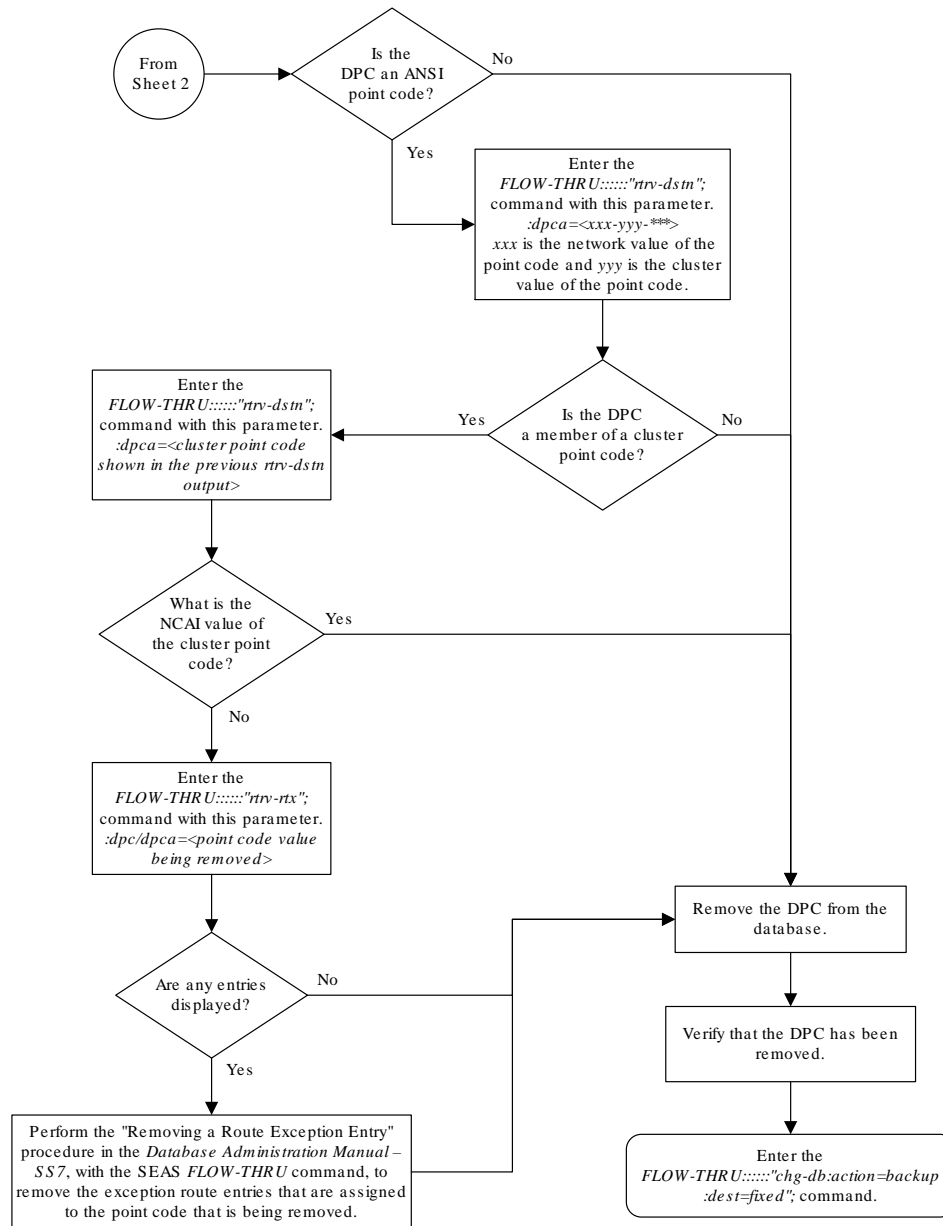
Figure 2-6 Removing a Destination Point Code from the SEAS Terminal



Sheet 1 of 3



Sheet 2 of 3



Sheet 3 of 3

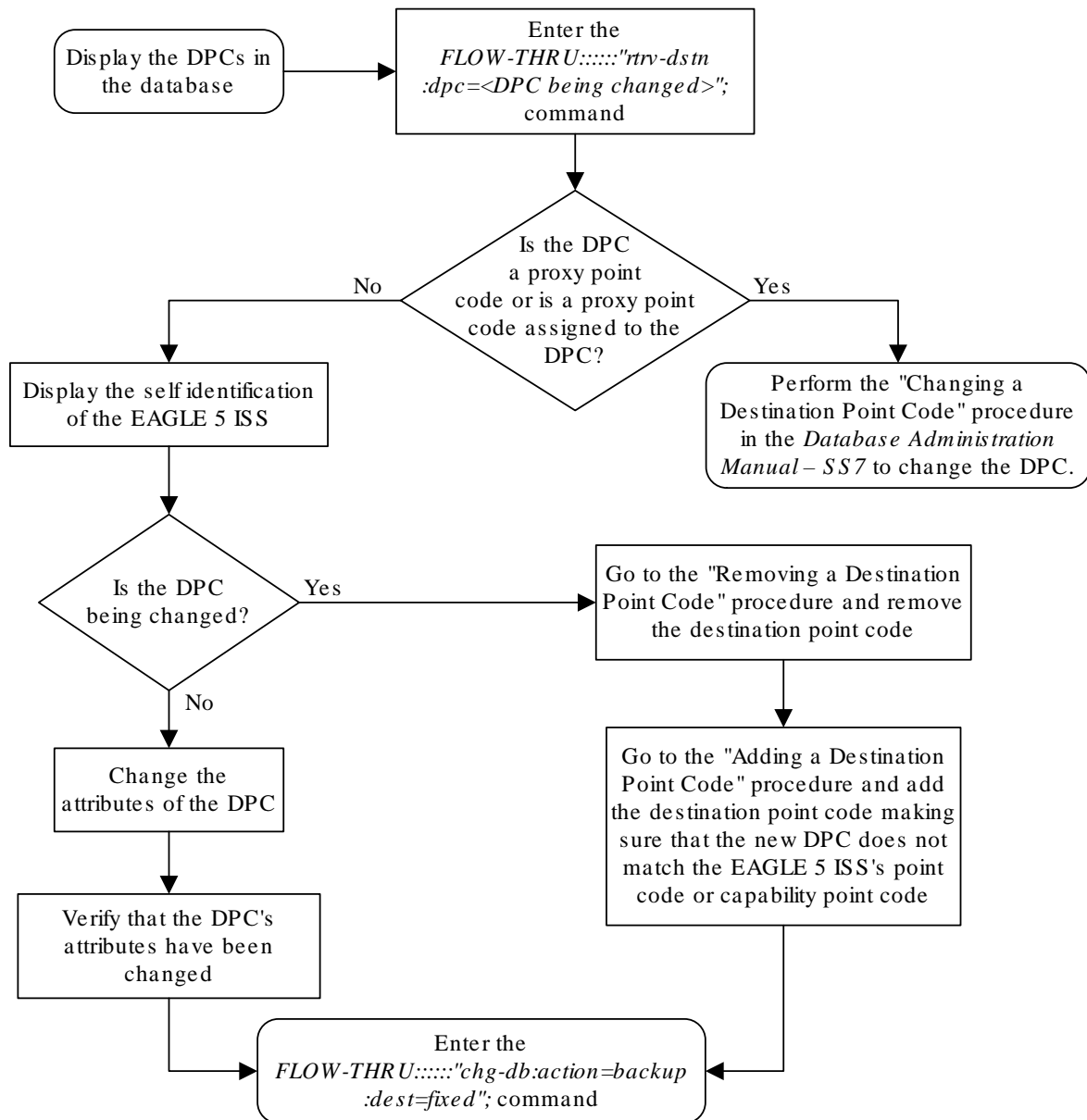
2.7 Changing a Destination Point Code

This procedure is used to change a destination point code in the database. This procedure uses the EAGLE commands `rtrv-dstn` and `chg-db`. For more information on this procedure, see “Changing a Destination Point Code” in *Database Administration - SS7 User's Guide*.

If you wish to change the attributes of an ITU international, or ITU national destination point code (either a 14-bit ITU-N or 24-bit ITU-N point code), change the attributes of a proxy point code, or use the `ncai`, `alias`, `aliasa`, `aliasi`, `aliasn`, `aliasn24`,

spc, spca, spci, spcn, spcn24, nprst, rcause, splitiam, homesmsc, homescp, sccpmsgcnv, or prx=yes parameters of the EAGLE's chg-dstn command, perform the "Changing a Destination Point Code" procedure in *Database Administration - SS7 User's Guide* using the SEAS FLOW-THRU command with the EAGLE commands.

Figure 2-7 Changing a Destination Point Code from the SEAS Terminal



3

SS7 Configuration

Chapter 3, SS7 Configuration, describes the procedures necessary to configure the EAGLE to support the SS7 network.

3.1 Adding an SS7 Linkset

This procedure is used to add an **SS7** linkset to the database. This procedure uses the EAGLE commands `rtrv-feat`, `chg-feat`, `chg-stpopts`, `rtrv-stpopts`, and `chg-db`. For more information on this procedure, see “Adding an SS7 Linkset” in *Database Administration - SS7 User's Guide*.

If you wish to use the `apci`, `apcn`, `apcn24`, `scrn`, `gwsa`, `gwsd`, `slsocbit`, `slsrsb`, `l3tset`, `itutfr`, `multgc`, `gwsn`, `apcntype`, `spc`, `spca`, `spci`, `spcn`, `spcn24`, `ppc`, `ppca`, `ppci`, `ppcn`, `ppcn24`, `lst=prx`, `cggmod`, `islsrsb`, or `randsls` parameters of the EAGLE's `ent-ls` command, perform the “Adding an SS7 Linkset” procedure in *Database Administration - SS7 User's Guide* using the **SEAS** `FLOW-THRU` command with the EAGLE commands.

This procedure cannot be used to provision a linkset whose adjacent point code is assigned to another linkset. If you wish to use the adjacent point code of another linkset as the adjacent point code of the new linkset, perform the “Adding an SS7 Linkset” procedure in *Database Administration - SS7 User's Guide* using the **SEAS** `FLOW-THRU` command with the EAGLE commands.

If you wish to use the `iptps`, `lsusealm`, `ipgwapc`, `slkusealm`, `ipsg`, `adapter`, `asnotif`, `rcontext`, or `slktps` parameters of the EAGLE's `ent-ls` command, perform one of these procedures in *Database Administration - IP7 User's Guide* using the **SEAS** `FLOW-THRU` command with the EAGLE commands.

- Configuring an **IPGWx** Linkset
- Adding an **IPSGM3UA** Linkset
- Adding an **IPSG M2PA** Linkset

If you wish to use the `gmscrn` parameter (for the **GSM MAP** Screening feature) of the EAGLE's `ent-ls` command, perform the “Configuring a Linkset for the **GSM MAP** Screening Feature” procedure in *Database Administration - Features User's Guide* using the **SEAS** `FLOW-THRU` command with the EAGLE commands.

On the EAGLE, the linkset name can have a maximum of 10 characters. The **SEAS** interface supports a linkset name with a maximum of eight characters. Linkset names specified in this procedure can have a maximum of eight characters. For linkset names provisioned on the EAGLE that have more than eight characters, the **SEAS** interface truncates the linkset name to the first eight characters when that linkset name is displayed on the **SEAS** interface.

Supplier Specific Parameters

The EAGLE accepts the values for these parameters as supplier specific parameters: `bei`, `slsci`, `asl8`, `sltset`, `nis`, and `mtprse`. [Table 3-1](#) shows how the values of these

parameters are mapped to the **SEAS** values and a definition of each parameter. For more information on these parameters, see “Adding an **SS7** Linkset” in *Database Administration - SS7 User's Guide*.

Table 3-1 Adding an SS7 Linkset Supplier Specific Parameters

Supplier Specific Parameters	EAGLE Parameter Value	SEAS Parameter Value	Definition
BEI	YES	1	The broadcast exception indicator. This parameter indicates that TFPs are allowed to be broadcast on the linkset or not allowed to be broadcast on the linkset. This parameter is typically used to prevent TFPs from being broadcast to another vendor's system. The parameter value 1 means TFPs are not broadcast on the linkset. The parameter value 0 means TFPs are broadcast on the linkset.
	NO	0	
SLSCI	YES	1	The <code>slsci</code> parameter indicates that the 5-bit to 8-bit SLS conversion feature is enabled or not enabled. When the 5-bit to 8-bit SLS conversion feature is enabled (parameter value 1), the EAGLE replaces any five-bit SLS values contained in received messages with a random 8-bit value before they are used by the EAGLE to select the outgoing link in that link set. When the 5-bit to 8-bit SLS conversion feature is not enabled (parameter value 0), the 5-bit to 8-bit SLS conversion is not performed on messages in the linkset.
	NO	0	
ASL8	YES	1	The <code>asl8</code> parameter indicates that the node adjacent to the EAGLE is or is not sending MSUs with 8-bit SLSs . The parameter value 1 means the node adjacent to the EAGLE is sending MSUs with 8-bit SLSs . The parameter value 0 means the node adjacent to the EAGLE is not sending MSUs with 8-bit SLSs .
	NO	0	
SLTSET	1-20	01-20	The signaling link test message record to be associated with the linkset.
NIS	ON	1	The <code>nis</code> parameter indicates that the National Spare for Network Indicator feature is on or off for the specific linkset. This feature allows the linkset to use the national spare value (3) for the network indicator code field in the service information octet (SIO) of the MSU for ANSI linksets and ITU national linksets (linksets containing either 14-bit ITU-N point codes or 24-bit ITU-N point codes). This parameter cannot be specified for ITU international linksets. The parameter value 1 means the National Spare for Network Indicator feature is on. The parameter value 0 means the National Spare for Network Indicator feature is off.
	OFF	0	

Table 3-1 (Cont.) Adding an SS7 Linkset Supplier Specific Parameters

Supplier Specific Parameters	EAGLE Parameter Value	SEAS Parameter Value	Definition
MTPRSE	YES	1	The <code>mtpmse</code> parameter indicates that the node adjacent to the EAGLE is or is not equipped with the MTP restart capability. The parameter value 1 means the node adjacent to the EAGLE is equipped with the MTP restart capability. The parameter value 0 means the node adjacent to the EAGLE is not equipped with the MTP restart capability.
	NO	0	

The supplier specific parameters must be entered in this order.

BEI, SLSCI, ASL8, SLTSET, NIS, MTPRSE

The supplier specific parameters are optional. The default value will be entered for any supplier specific parameter not specified when adding the linkset. The default values for the supplier specific parameters are:

- **BEI** = 0 (no)
- **SLSCI** = 0 (no)
- **ASL8** = 0 (no)
- **SLTSET** = 01
- **NIS** = 0 (off)
- **MTPRSE** = 0 (no)

When the linkset is displayed, the supplier specific parameter values are displayed in this order.

TFATCABMLQ, BEI, SLSCI, ASL8, SLTSET, NIS, MTPRSE

Note:

The `TFATCABMLQ` parameter value can be specified only when changing the attributes of a linkset (see [Changing an SS7 Linkset](#)). When a newly added linkset is displayed, the value of the `TFATCABMLQ` parameter is either 1, for a linkset containing C links, or 0, for a linkset containing either A, B, D, or E links. If all linksets in the **EAGLE** are displayed, only **ANSI** linksets are displayed. **ITU** international and **ITU** national linksets cannot be displayed on the **SEAS** interface.

To configure the **ANSI** MTP Restart feature using the supplier specific parameter `mtpmse`, the **ANSI** MTP Restart feature must be enabled with the `chg-feat` command. The `on=mtpmsi` and `mtpmsit` parameters of the **EAGLE**'s `chg-stpopts` command are also used to configure the **ANSI** MTP Restart feature.

 **Note:**

Once the ANSI MTP Restart feature is turned on with the `chg-feat` command, it cannot be turned off.
The ANSI MTP Restart feature must be purchased before you turn the features on with the `chg-feat` command. If you are not sure whether you have purchased the ANSI MTP restart feature, contact your Oracle Sales Representative or Account Representative.

The 5-Bit to 8-Bit **SLS** Conversion feature is configured using the supplier specific parameters `slsci` and `asl8` and the `slscnv` parameter of the **EAGLE's** `chg-stpopts` command.

The actions of the supplier specific parameters `slsci` and `asl8` parameters are affected by the `slscnv` parameter of the **EAGLE's** `chg-stpopts` command. The interaction of these parameters is shown in [Table 3-2](#).

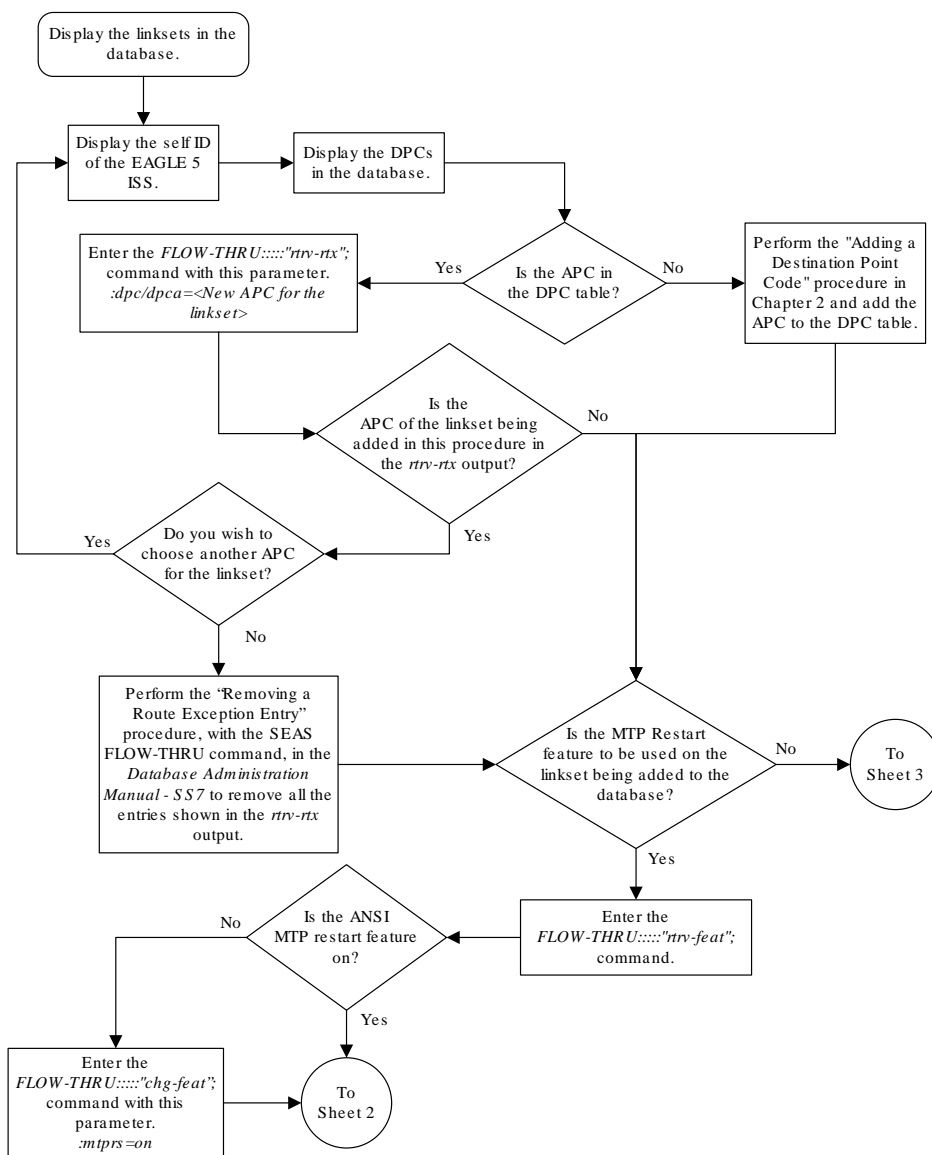
Table 3-2 Signaling Link Selector (SLS) Conversion (ANSI Linksets Only)

CHG-STPOPTS SLSCNV Parameter Value	Outgoing Linkset SLSCI Parameter Value	Incoming Linkset ASL8 Parameter Value	Result
ON	Not Applicable	1	The adjacent node is sending 8-bit SLSs . No SLS conversion is performed on MSUs received on this linkset.
ON	Not Applicable	0	The adjacent node is not sending 8-bit SLSs . 5-bit to 8-bit SLS conversion on MSUs received on this linkset.
OFF	Not Applicable	1	The adjacent node is sending 8-bit SLSs . No SLS conversion is performed on any linksets.
OFF	Not Applicable	0	The adjacent node is not sending 8-bit SLSs . 5-bit to 8-bit SLS conversion is not performed on all linksets.
PERLS*	1	1	The adjacent node is sending 8-bit SLSs . No SLS conversion is performed.
PERLS*	1	0	The adjacent node is not sending 8-bit SLSs . 5-bit to 8-bit SLS conversion is performed.
PERLS*	0	1	The adjacent node is sending 8-bit SLSs . No SLS conversion is performed.
PERLS*	0	0	The adjacent node is not sending 8-bit SLSs . 5-bit to 8-bit SLS conversion is not performed.

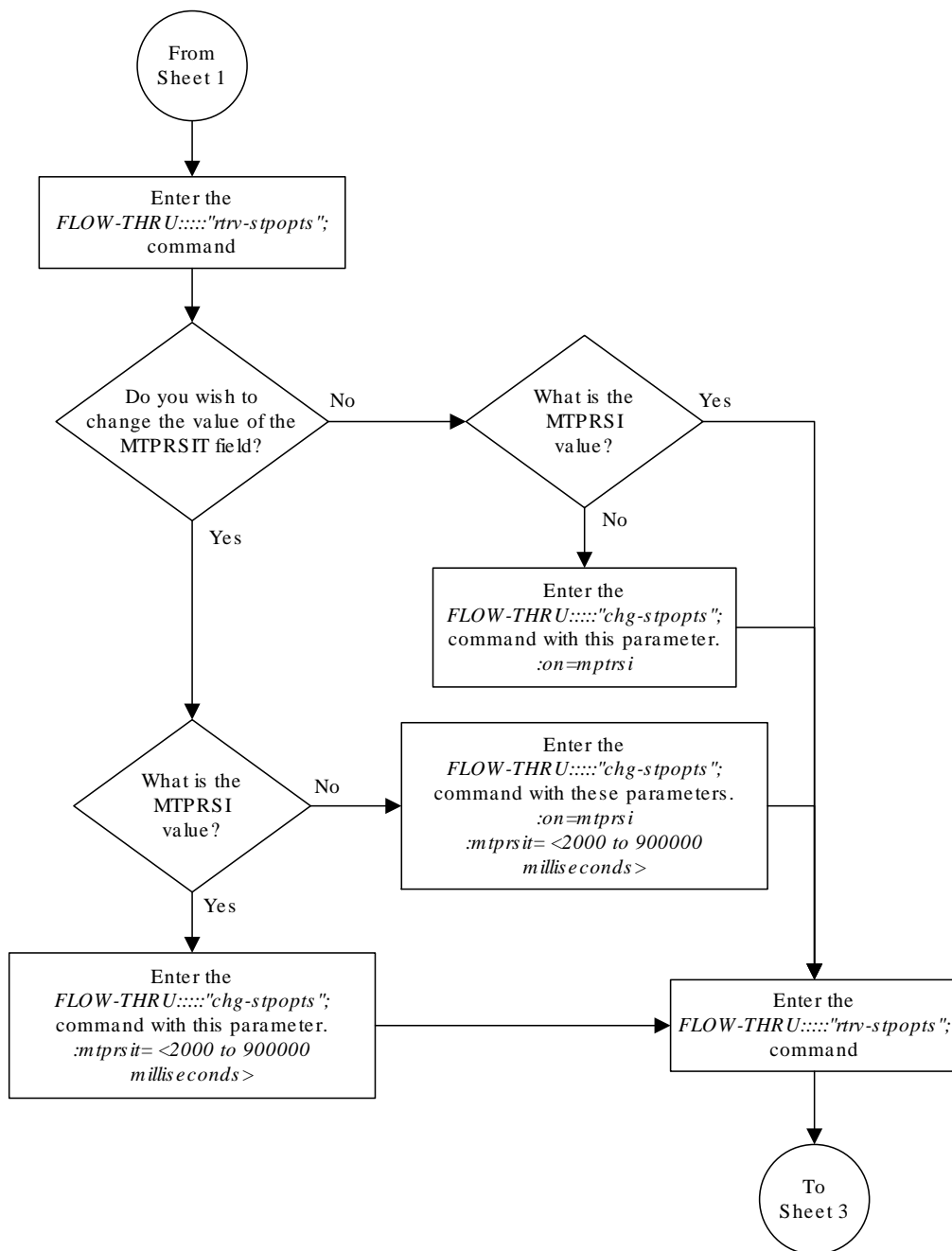
Table 3-2 (Cont.) Signaling Link Selector (SLS) Conversion (ANSI Linksets Only)

CHG-STPOPTS SLSCNV Parameter Value	Outgoing Linkset SLSCI Parameter Value	Incoming Linkset ASL8 Parameter Value	Result
<p>* When the <code>slscnv=perls</code> parameter is specified with the EAGLE <code>chg-stpopts</code> command,</p> <p>5-bit to 8-bit SLS conversion is only performed on the MSUs arriving at the EAGLE on linksets that have the asl8=0 parameter assigned to them, and leaving the EAGLE on linksets that have the <code>slsci=1</code> parameter assigned to them.</p>			

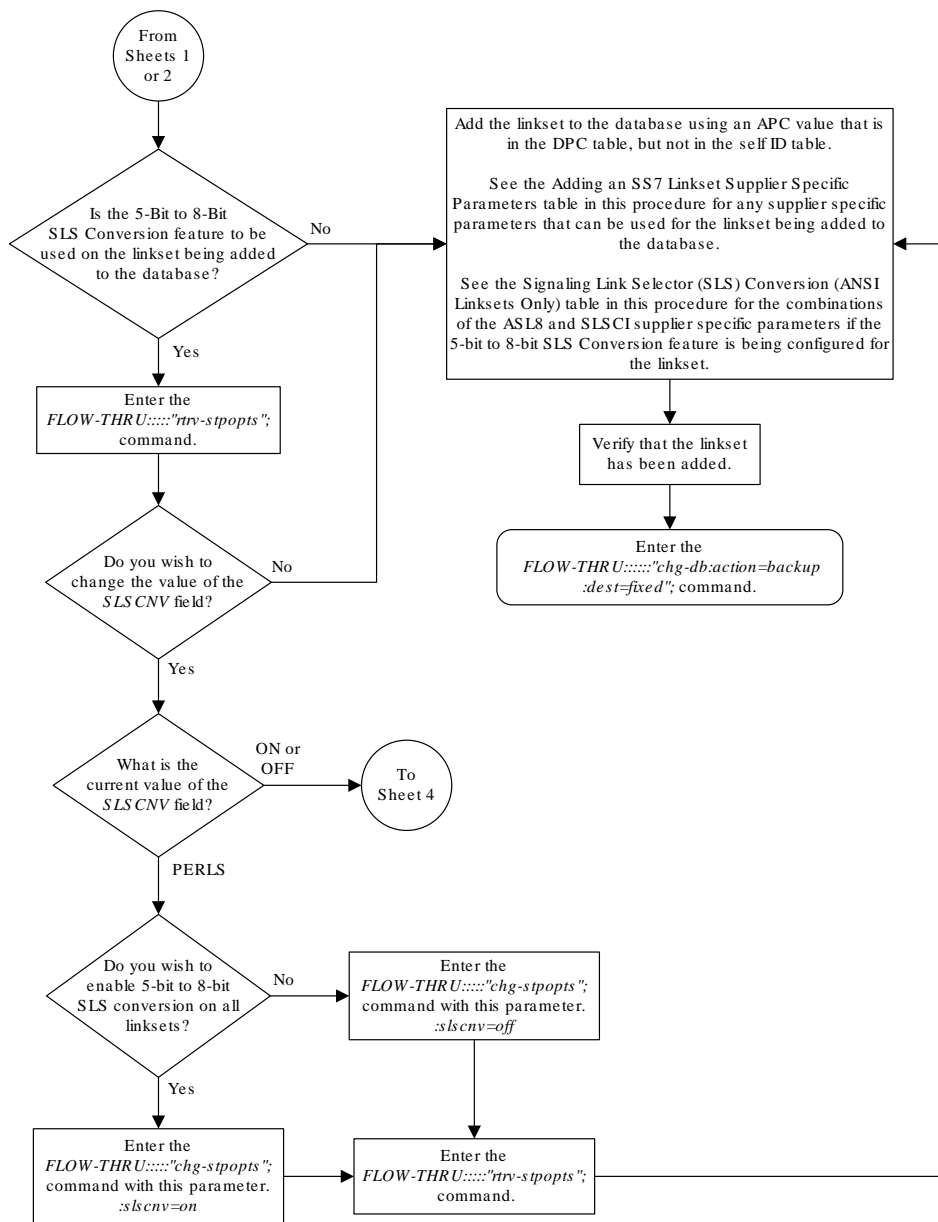
Figure 3-1 Adding an SS7 Linkset from the SEAS Terminal



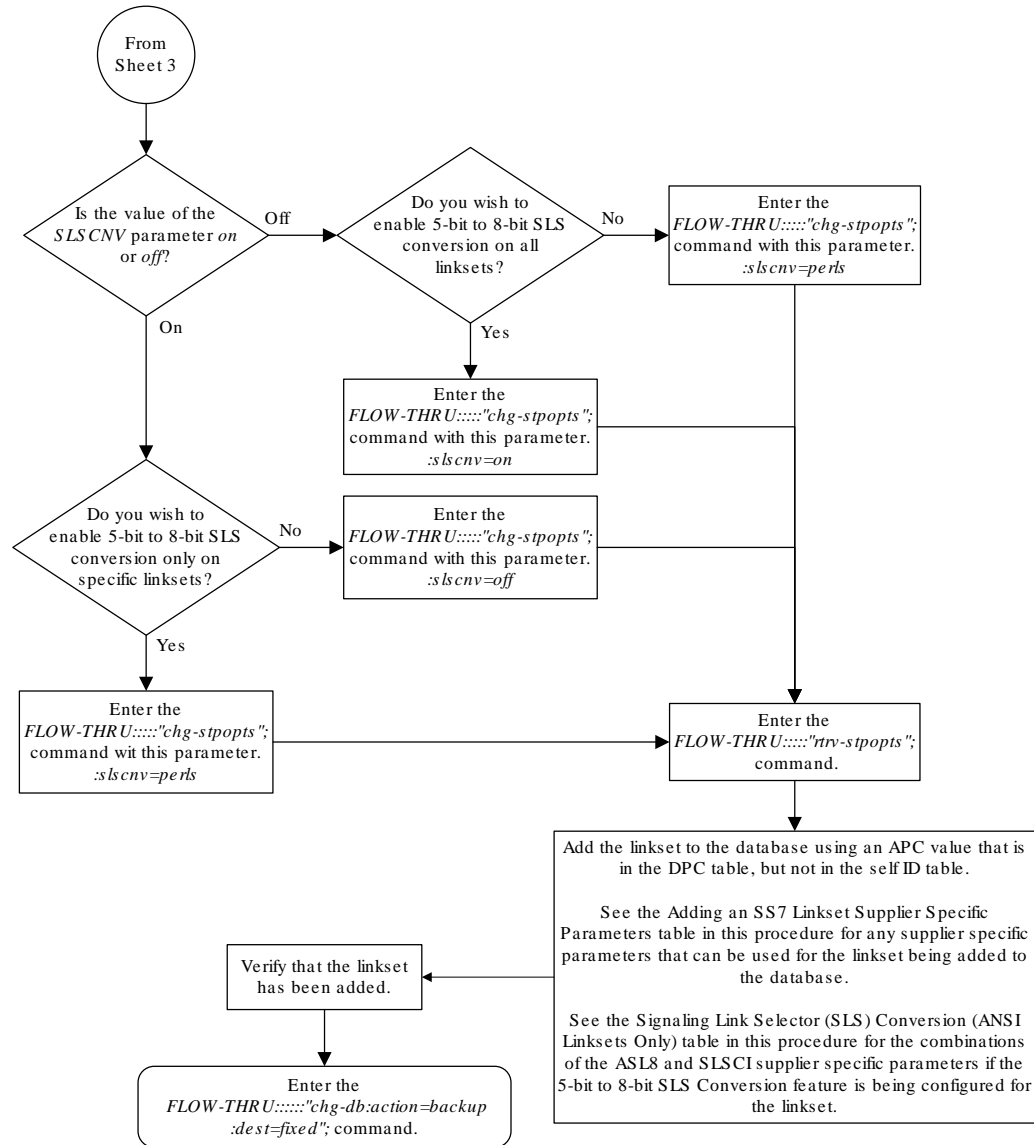
Sheet 1 of 4



Sheet 2 of 4



Sheet 3 of 4



Sheet 4 of 4

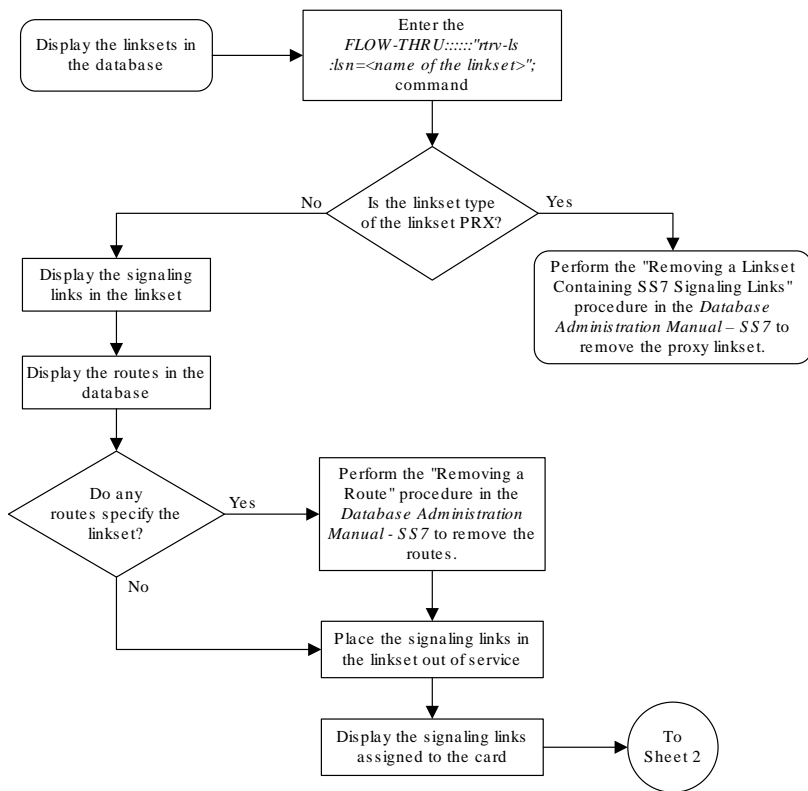
3.2 Removing a Linkset Containing SS7 Signaling Links

This procedure is used to remove a linkset containing **SS7** signaling links from the database. This procedure uses the **EAGLE** commands `rmv-card`, `rtrv-rtx`, `rtrv-ls`, and `chg-db`. For more information on this procedure, see “Removing a Linkset Containing **SS7** Signaling Links” in *Database Administration - SS7 User's Guide*.

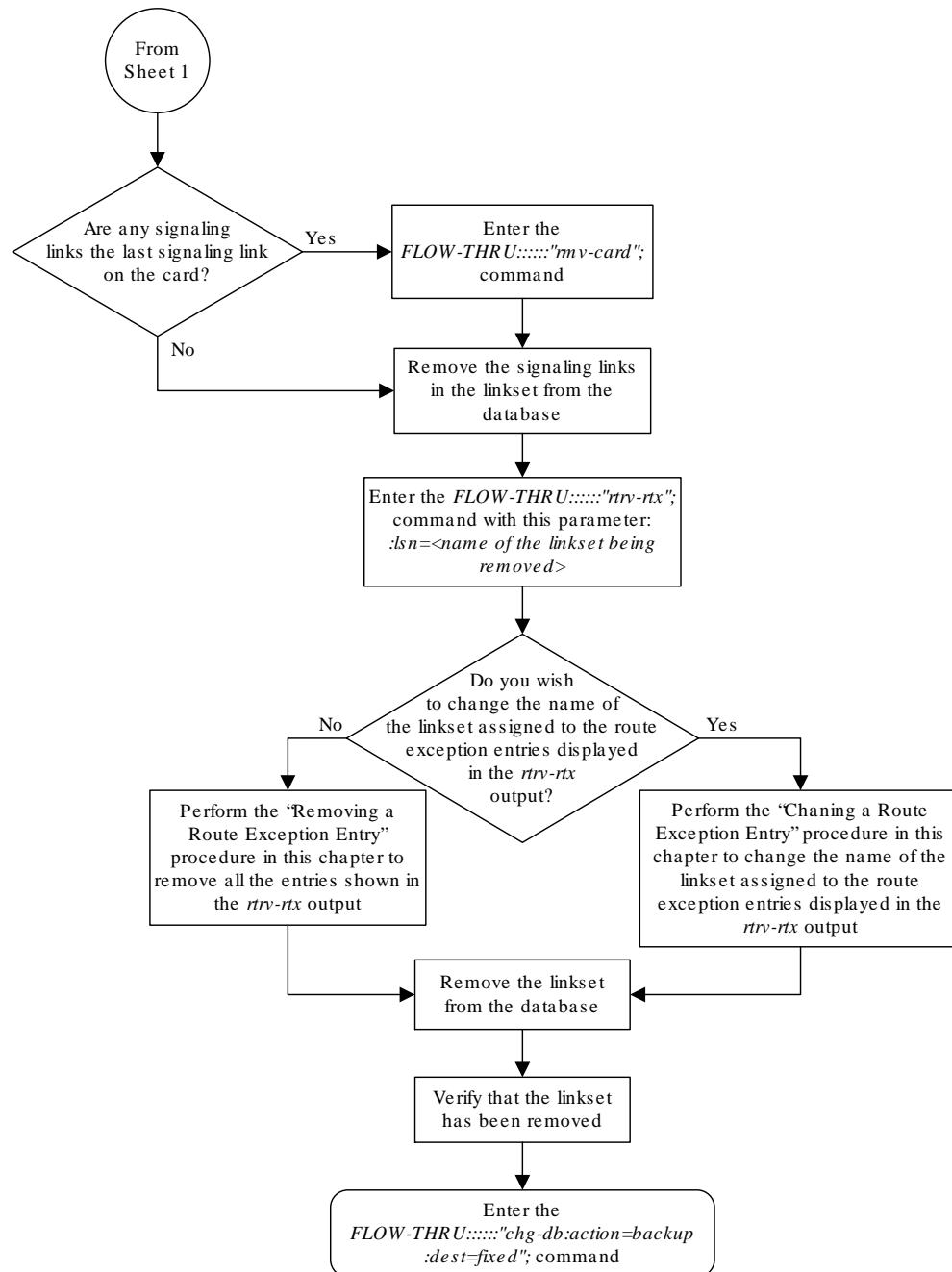
On the **EAGLE**, the linkset name can have a maximum of 10 characters. The **SEAS** interface supports a linkset name with a maximum of eight characters. Linkset names specified in this procedure can have a maximum of eight characters. For linkset names provisioned on the **EAGLE** that have more than eight characters, the **SEAS** interface truncates the linkset name to the first eight characters when that linkset name is displayed on the **SEAS** interface. If the linkset name of the linkset being removed was configured on the **EAGLE** with more than

eight characters, only the first eight characters of the linkset name can be specified in this procedure.

Figure 3-2 Removing a Linkset Containing SS7 Signaling Links from the SEAS Terminal



Sheet 1 of 2



Sheet 2 of 2

3.3 Changing an SS7 Linkset

This procedure is used to change the definition of an existing linkset in the database. This procedure uses the **EAGLE** commands `rtrv-feat`, `chg-feat`, `chg-stpopts`, `rtrv-stpopts`, `rtrv-ss7opts`, `rtrv-ls`, and `chg-db`. For more information on this procedure, see “Changing an **SS7** Linkset” in *Database Administration - SS7 User's Guide*.

If you wish to use the `apci`, `apcn`, `apcn24`, `scrn`, `gwsa`, `gwsd`, `gwsn`, `slsobit`, `slsrsb`, `itutfr`, `multgc`, `apcntype`, `spc`, `spca`, `spci`, `spcn`, `spcn24`, `cggmod`, `islsrsb`, or `randsls` parameters of the **EAGLE** `chg-ls` command, perform the “Changing an **SS7** Linkset” procedure in *Database Administration - SS7 User's Guide* using the **SEAS** `FLOW-THRU` command with the **EAGLE** commands.

If you wish to change the adjacent point code of the linkset to an adjacent point code that is assigned to another linkset or change the attributes of a proxy linkset, perform the “Changing an **SS7** Linkset” procedure in *Database Administration - SS7 User's Guide* using the **SEAS** `FLOW-THRU` command with the **EAGLE** commands.

If you wish to use the `sapci`, `sapcn`, `spcn24`, or `action` parameters (for configuring secondary adjacent point codes) of the **EAGLE**'s `chg-ls` command, perform the “Configuring an **ITU** Linkset with a Secondary **Adjacent Point Code (SAPC)**” procedure in *Database Administration - SS7 User's Guide* using the **SEAS** `FLOW-THRU` command with the **EAGLE** commands.

If you wish to use the `gsmscrn` parameter (for the **GSM MAP** Screening feature) of the **EAGLE**'s `chg-ls` command, perform the “Configuring a Linkset for the **GSM MAP** Screening Feature” procedure in *Database Administration - Features User's Guide* using the **SEAS** `FLOW-THRU` command with the **EAGLE** commands.

If you wish to use the `iptps`, `lsusealm`, `slkusealm`, `ipsg`, `adapter`, `asnotif`, `rcontext`, or `slktps` parameters of the **EAGLE**'s `chg-ls` command, perform one of these procedures in *Database Administration - IP7 User's Guide* using the **SEAS** `FLOW-THRU` command with the **EAGLE** commands.

- Configuring an **IPGWx** Linkset
- Changing an **IPSGM3UA** Linkset
- Changing an **IPSG M2PA** Linkset

If you wish to use the `matelsn` or `action` parameters of the **EAGLE**'s `chg-ls` command, perform the “Configuring a Mate **IPGWx** Linkset” procedure in *Database Administration - IP7 User's Guide* using the **SEAS** `FLOW-THRU` command with the **EAGLE** commands.

On the **EAGLE**, the linkset name can have a maximum of 10 characters. The **SEAS** interface supports a linkset name with a maximum of eight characters. Linkset names specified in this procedure can have a maximum of eight characters. For linkset names provisioned on the **EAGLE** that have more than eight characters, the **SEAS** interface truncates the linkset name to the first eight characters when that linkset name is displayed on the **SEAS** interface. If the linkset name of the linkset specified in this procedure was configured on the **EAGLE** with more than eight characters, only the first eight characters of the linkset name can be specified in this procedure.

Supplier Specific Parameters

The **EAGLE** accepts the values for these parameters as supplier specific parameters: `tfatcabmlq`, `bei`, `slsci`, `asl8`, `sltset`, `nis`, `mtrpse`, and `nlsn`. [Table 3-3](#) shows how the values of these parameters are mapped to the **SEAS** values and a definition of each parameter. For more information on these parameters, see “Changing an **SS7** Linkset” in *Database Administration - SS7 User's Guide*.

Table 3-3 Changing an SS7 Linkset Supplier Specific Parameters

Supplier Specific Parameters	EAGLE Parameter Value	SEAS Parameter Value	Definition
TFATCABMLQ	0-16	00-16	The TFA/TCA broadcast minimum link quantity shows the minimum number of signaling links in the given link set (or in the combined link set in which it resides) that must be available for traffic.
BEI	YES NO	1 0	The broadcast exception indicator. This parameter indicates that TFPs are allowed to be broadcast on the linkset or not allowed to be broadcast on the linkset. This parameter is typically used to prevent TFPs from being broadcast to another vendor's system. The parameter value 1 means TFPs are not broadcast on the linkset. The parameter value 0 means TFPs are broadcast on the linkset.
SLSCI	ON OFF	1 0	The <code>slsci</code> parameter indicates that the 5-bit to 8-bit SLS conversion feature is enabled or not enabled. When the 5-bit to 8-bit SLS conversion feature is enabled (parameter value 1), the EAGLE replaces any five-bit SLS values contained in received messages with a random 8-bit value before they are used by the EAGLE to select the outgoing link in that link set. When the 5-bit to 8-bit SLS conversion feature is not enabled (parameter value 0), the 5-bit to 8-bit SLS conversion is not performed on messages in the linkset.
ASL8	YES NO	1 0	The <code>asl8</code> parameter indicates that the node adjacent to the EAGLE is or is not sending MSUs with 8-bit SLSs . The parameter value 1 means the node adjacent to the EAGLE is sending MSUs with 8-bit SLSs . The parameter value 0 means the node adjacent to the EAGLE is not sending MSUs with 8-bit SLSs .
SLTSET	1-20	01-20	The signaling link test message record to be associated with the linkset.

Table 3-3 (Cont.) Changing an SS7 Linkset Supplier Specific Parameters

Supplier Specific Parameters	EAGLE Parameter Value	SEAS Parameter Value	Definition
NIS	ON	1	The <code>nis</code> parameter indicates that the National Spare for Network Indicator feature is on or off for the specific linkset. This feature allows the linkset to use the national spare value (3) for the network indicator code field in the service information octet (SIO) of the MSU for ANSI linksets and ITU national linksets (linksets containing either 14-bit ITU-N point codes or 24-bit ITU-N point codes). This parameter cannot be specified for ITU international linksets. The parameter value 1 means the National Spare for Network Indicator feature is on. The parameter value 0 means the National Spare for Network Indicator feature is off.
	OFF	0	
MTPRSE	YES	1	The <code>mtpmse</code> parameter indicates that the node adjacent to the EAGLE is or is not equipped with the MTP restart capability. The parameter value 1 means the node adjacent to the EAGLE is equipped with the MTP restart capability. The parameter value 0 means the node adjacent to the EAGLE is not equipped with the MTP restart capability.
	NO	0	
NLSN	1 alpha and up to 7 alphanumeric characters	1 alpha and up to 7 alphanumeric characters	The new name of the linkset.

The supplier specific parameters must be entered in this order.

TFATCABMLQ, BEI, SLSCI, ASL8, SLTSET, NIS, MTPRSE, NLSN

The supplier specific parameters are optional. The current value of any supplier specific parameter not specified when changing the linkset is not changed.

When the linkset is displayed, the supplier specific parameter values are displayed in this order.

TFATCABMLQ, BEI, SLSCI, ASL8, SLTSET, NIS, MTPRSE

 **Note:**

If all linksets in the **EAGLE** are displayed, only **ANSI** linksets are displayed. **ITU** international and **ITU** national linksets cannot be displayed on the **SEAS** interface.

When the number of signaling links in the specified linkset is equal to or greater than the value of the supplier specific parameter `tfatcabmlq`, the status of the routes that use the specified linkset is set to allowed and can carry traffic. Otherwise, these routes

are restricted. The value of the `tfatcabmlq` parameter cannot exceed the total number of signaling links contained in the linkset. The system default value for the `tfatcabmlq` parameter is 0.

When the `tfatcabmlq` parameter value is 0, the **EAGLE** broadcasts **TFAs/TCAs** only when 1/2 of the links in the linkset (or in the combined link set in which it resides) become available. The `tfatcabmlq` parameter value is 1/2 of the number of signaling links contained in the linkset, or 1 when the linkset contains 0 to 3 signaling links. As signaling links are added or removed from the linkset, the `tfatcabmlq` parameter value will be changed automatically.

If the linkset type is being changed to **C**, or if the current linkset type (unchanged) is **C**, the supplier specific parameter `tfatcabmlq` cannot be specified unless the **LSRESTRICT SS7** option is **on**. The state of the **LSRESTRICT SS7** option is shown in the **EAGLE's** `rtv-ss7opts` command output.

To configure the **ANSI MTP Restart** feature using the supplier specific parameter `mtprse`, the **ANSI MTP Restart** feature must be enabled with the `chg-feat` command. The `on=mtprsi` and `mtprsit` parameters of the **EAGLE's** `chg-stpopts` command are also used to configure the **ANSI MTP Restart** feature.

 **Note:**

Once the **ANSIMTP Restart** feature is turned on with the `chg-feat` command, it cannot be turned off.

The **ANSI MTP Restart** feature must be purchased before you turn the features on with the `chg-feat` command. If you are not sure whether you have purchased the **ANSI MTP restart** feature, contact your Oracle Sales Representative or Account Representative.

The 5-Bit to 8-Bit **SLS Conversion** feature is configured using the supplier specific parameters `slsci` and `asl8` and the `slscnv` parameter of the **EAGLE's** `chg-stpopts` command.

The actions of the supplier specific parameters `slsci` and `asl8` are affected by the `slscnv` parameter of the **EAGLE's** `chg-stpopts` command. The interaction of these parameters is shown in [Table 3-4](#).

Table 3-4 Signaling Link Selector (SLS) Conversion (ANSI Linksets Only)

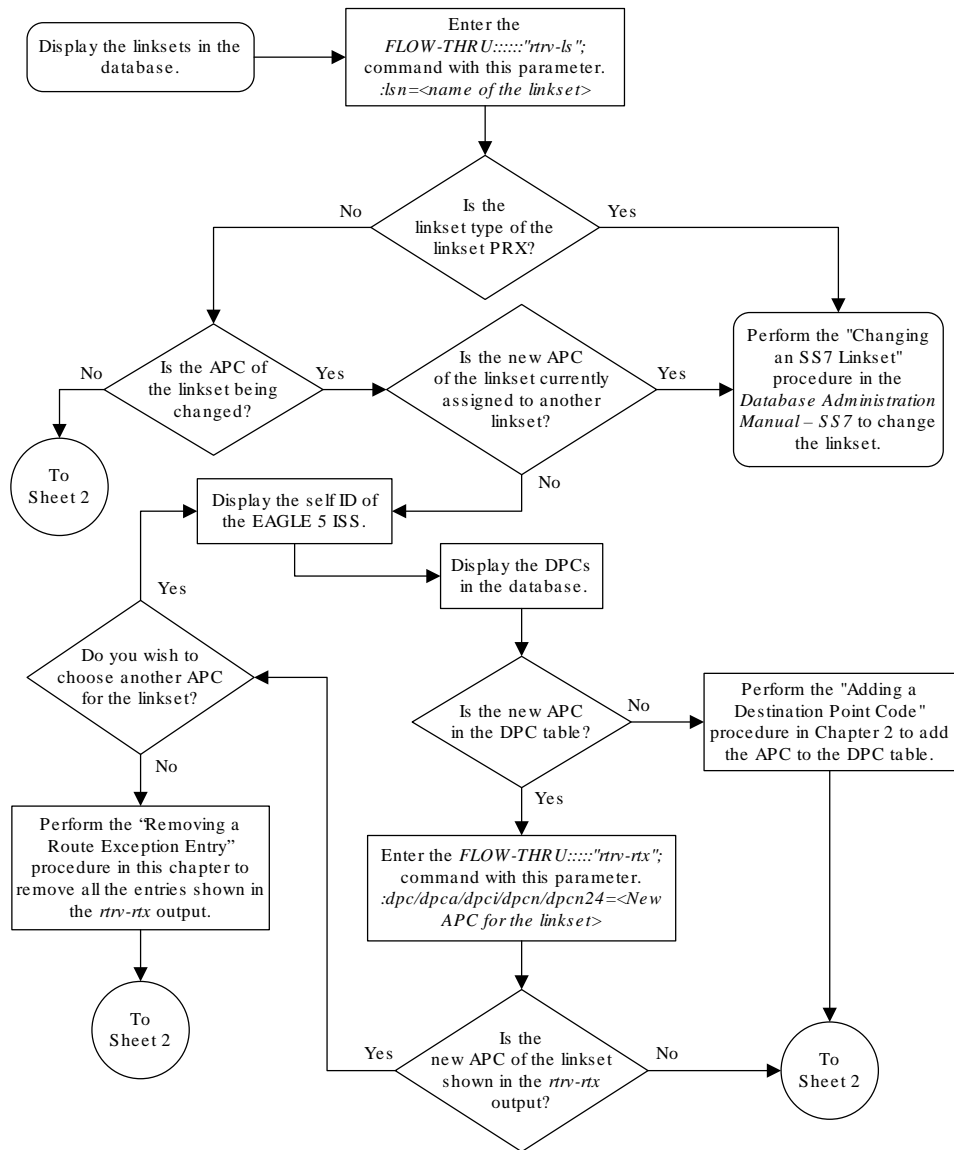
CHG-STPOPTS SLSCNV Parameter Value	Outgoing Linkset SLSCI Parameter Value	Incoming Linkset ASL8 Parameter Value	Result
ON	Not Applicable	1	The adjacent node is sending 8-bit SLSs . No SLS conversion is performed on MSUs received on this linkset.
ON	Not Applicable	0	The adjacent node is not sending 8-bit SLSs . 5-bit to 8-bit SLS conversion on MSUs received on this linkset.
OFF	Not Applicable	1	The adjacent node is sending 8-bit SLSs . No SLS conversion is performed on any linksets.

Table 3-4 (Cont.) Signaling Link Selector (SLS) Conversion (ANSI Linksets Only)

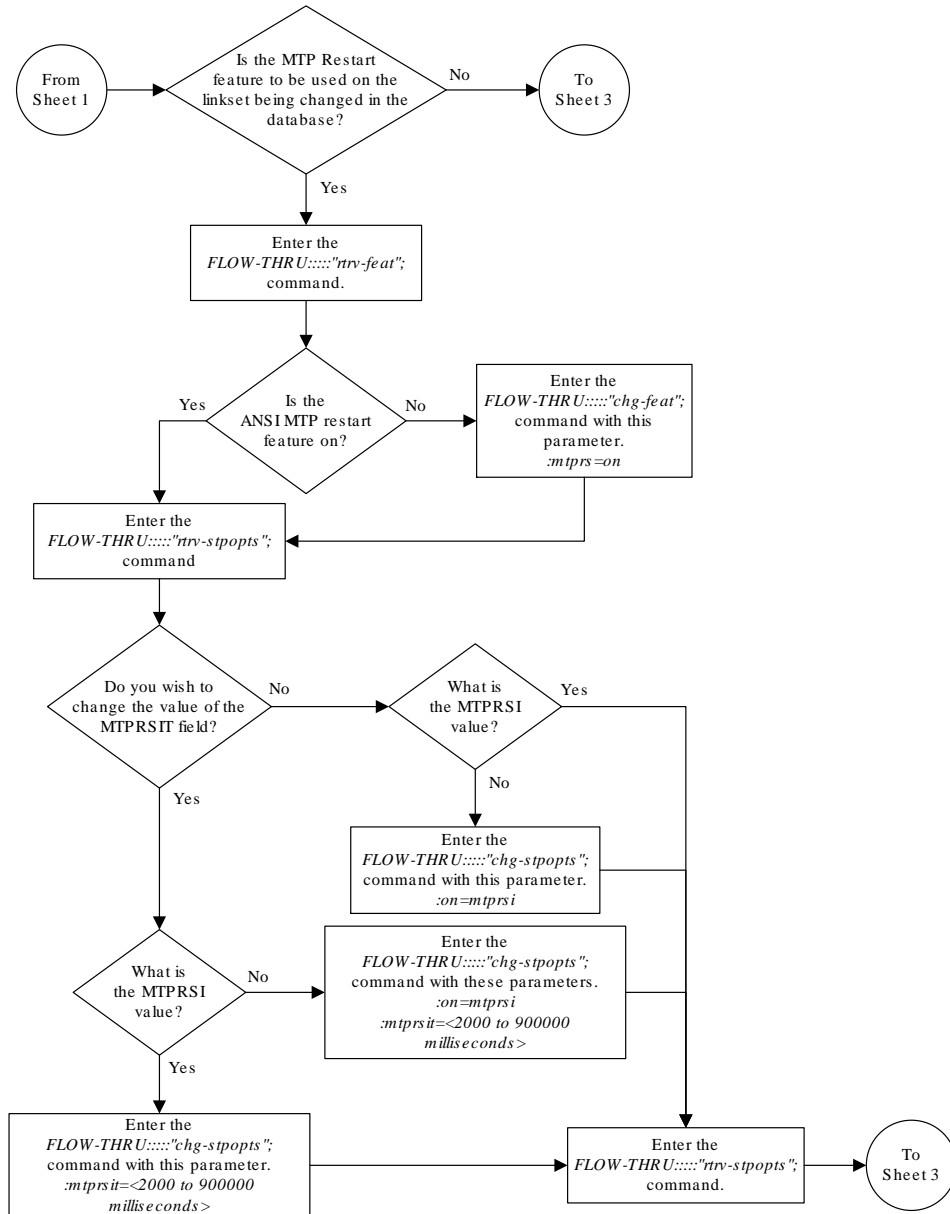
CHG-STPOPTS SLSCNV Parameter Value	Outgoing Linkset SLSCI Parameter Value	Incoming Linkset ASL8 Parameter Value	Result
OFF	Not Applicable	0	The adjacent node is not sending 8-bit SLSs . 5-bit to 8-bit SLS conversion is not performed on all linksets.
PERLS*	1	1	The adjacent node is sending 8-bit SLSs . No SLS conversion is performed.
PERLS*	1	0	The adjacent node is not sending 8-bit SLSs . 5-bit to 8-bit SLS conversion is performed.
PERLS*	0	1	The adjacent node is sending 8-bit SLSs . No SLS conversion is performed.
PERLS*	0	0	The adjacent node is not sending 8-bit SLSs . 5-bit to 8-bit SLS conversion is not performed.

* When the `slscnv=perls` parameter is specified with the **EAGLE** `chg-stpopts` command, 5-bit to 8-bit **SLS** conversion is only performed on the **MSUs** arriving at the **EAGLE** on linksets that have the `asl8=0` parameter assigned to them, and leaving the **EAGLE** on linksets that have the `slsci=1` parameter assigned to them.

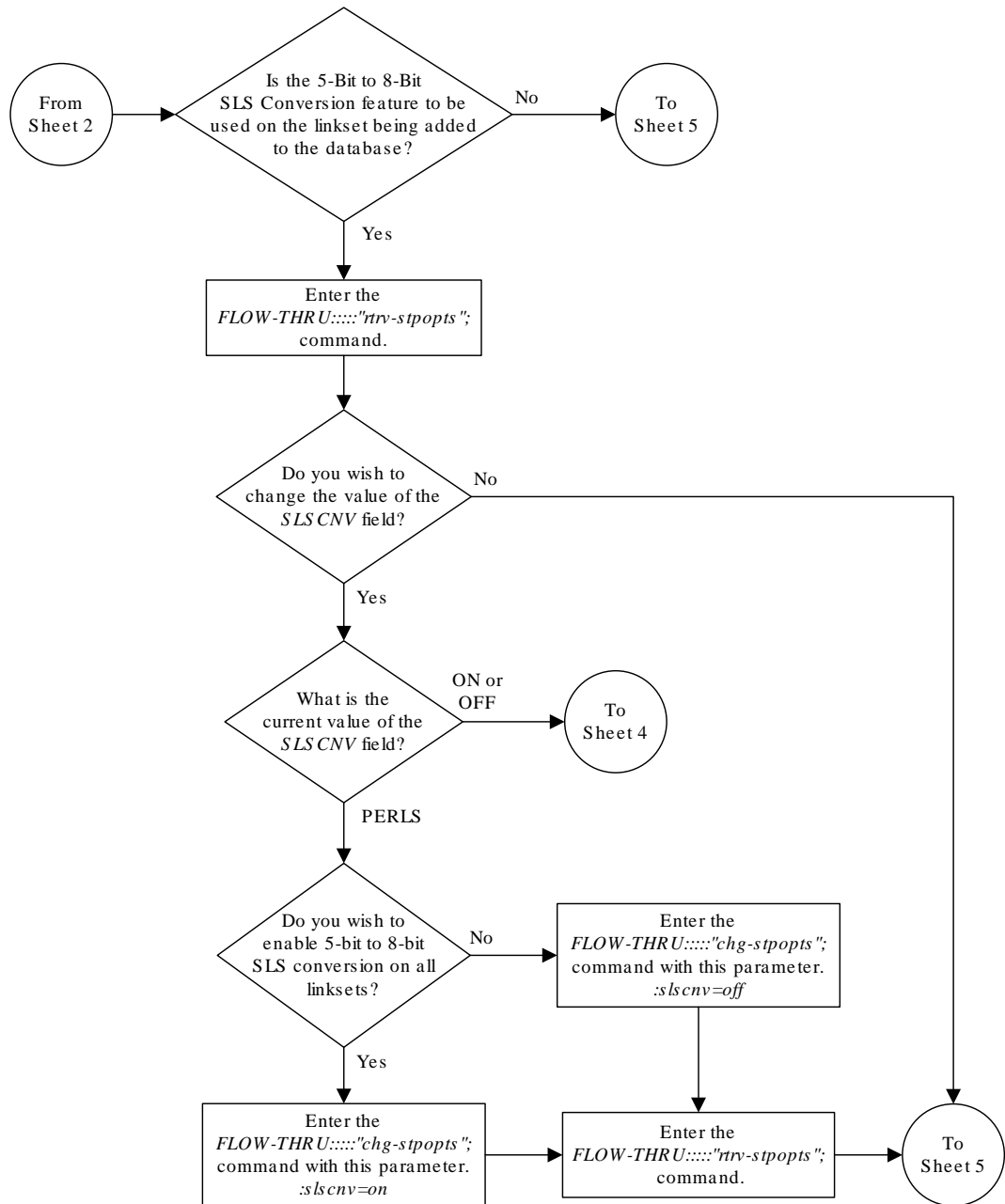
Figure 3-3 Changing an SS7 Linkset from the SEAS Terminal



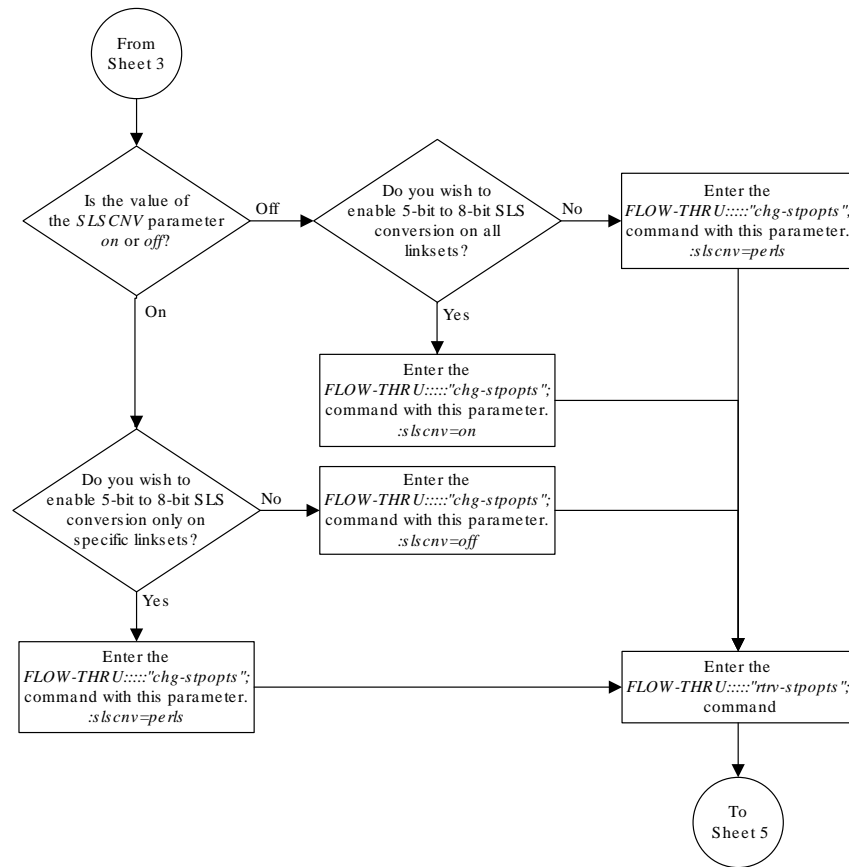
Sheet 1 of 5



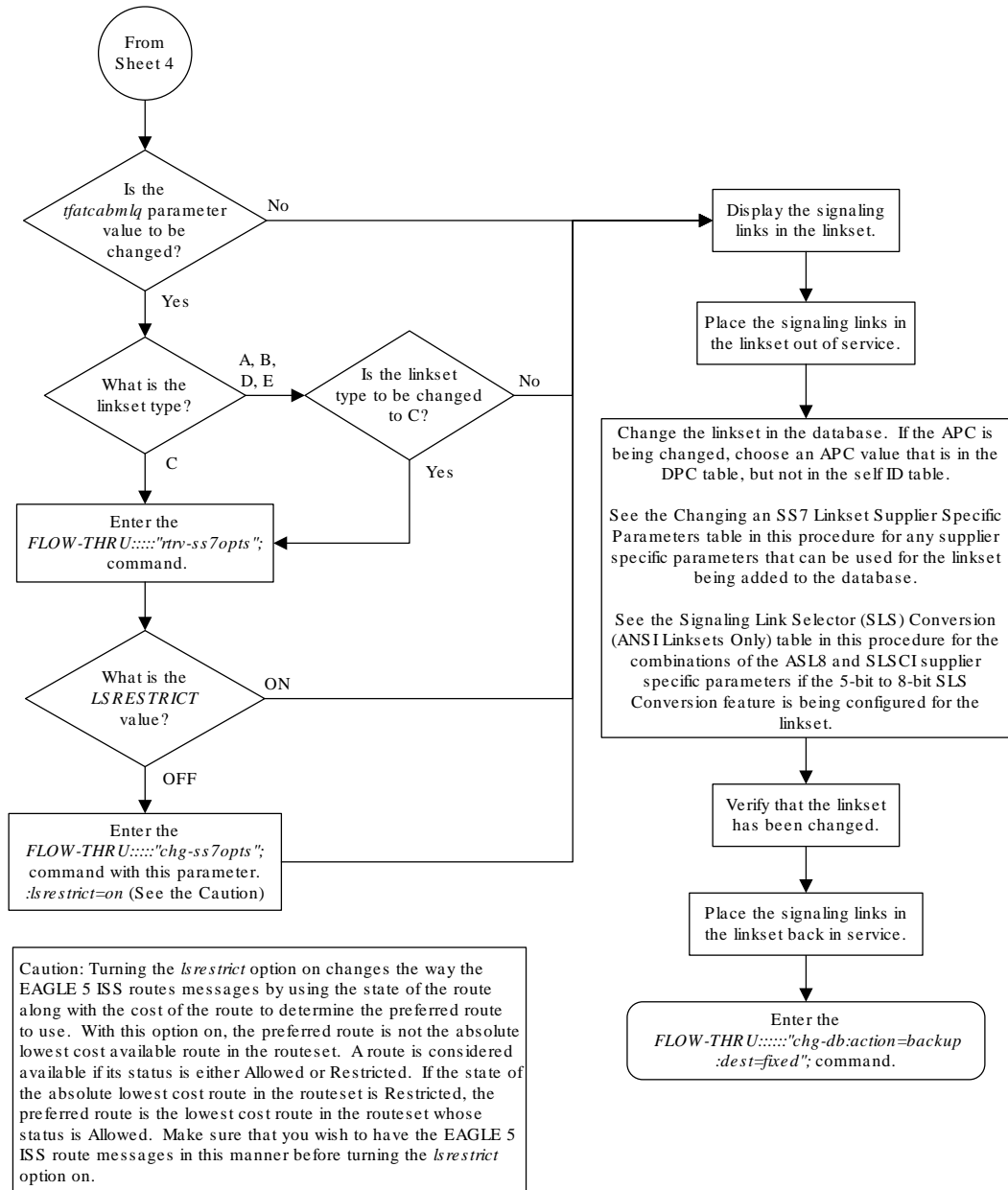
Sheet 2 of 5



Sheet 3 of 5



Sheet 4 of 5



Sheet 5 of 5

3.4 Adding an SS7 Signaling Link

This procedure is used to add an **SS7** signaling link to the database. For more information on this procedure, see the “Adding an SS7 Signaling Link” procedure in *Database Administration - SS7 User's Guide*. This procedure uses these EAGLE commands.

```

rtrv-card  rtrv-tl   rtrv-slk           rept-stat-gpl   rtrv-feat
chg-feat   rtrv-tps  rst-card           rept-stat-slk   rept-stat-iptps
rtrv-ls    chg-db    rept-stat-card     rtrv-ctrl-feat inh-card
  
```

```
rmv-card alw-card
```

The **SS7** signaling link that is configured in this procedure is running the card and application combinations shown in [Table 3-5](#).

Table 3-5 SS7 Signaling Link Card and Application Combinations

Card Type	Application	Type of Signaling Link
limds0	ss7ansi	MPL signaling link
limt1	ss7ansi	T1 signaling link
limch		
limatm	atmansi	ATM high-speed signaling link
dcm	iplim	IP signaling link

If you wish to configure any of the signaling links shown in [Table 3-6](#), perform the procedures shown in [Table 3-6](#) using the SEAS `FLOW-THRU` command with the EAGLE commands.

Table 3-6 Signaling Link Procedures

Type of Signaling Link	Procedure
A signaling link on a LIM running the CCS7ITU application	“Adding an SS7 Signaling Link” procedure in <i>Database Administration - SS7 User's Guide</i>
An E1 ATM high-speed signaling link	“Adding an ATM High-Speed Signaling Link” procedure in <i>Database Administration - SS7 User's Guide</i>
A signaling link on a LIM running either the <code>ss7ipgw</code> , <code>ipgwi</code> , <code>iplimi</code> , or <code>ipsg</code> applications	One of these procedures in <i>Database Administration – IP7 User's Guide</i> . <ul style="list-style-type: none"> • Adding an IPLIMx Signaling Link • Adding an IPGWx Signaling Link • Adding an IPSGM3UA Signaling Link • Adding an IPSG M2PA Signaling Link
An E1 signaling link	“Adding an E1 Signaling Link” procedure in <i>Database Administration - SS7 User's Guide</i>
A T1 signaling link that is assigned to an unchannelized T1 port	“Adding a T1 Signaling Link” procedure in <i>Database Administration - SS7 User's Guide</i>

To support more than 1200 signaling links, certain levels of hardware must be installed in the EAGLE. Go to Appendix D, “Reference Information,” in *Database Administration - SS7 User's Guide* for the hardware requirements.

For the EAGLE to contain more than 1200 signaling links, the Large System # Links controlled feature must be enabled for the desired quantity. Perform the “Enabling the Large System # Links Controlled Feature” in *Database Administration - SS7 User's Guide* to enable the Large System # Links feature.

Supplier Specific Parameters

The **EAGLE** accepts the values for these parameters as supplier specific parameters: `l2test`, `ecm`, `pcrn1`, `pcrn2`, `lpset`, `atmtsel`, `vci`, `vpi`, `ll`, `ts`, `t1port`, and `t1loc`. [Table 3-7](#) shows how the **EAGLE** parameter values are mapped to the **SEAS**

values and a definition of each parameter. For more information on these parameters, see “Adding an **SS7 Signaling Link**” in *Database Administration - SS7 User's Guide*.

Table 3-7 SS7 Signaling Link Supplier Specific Parameters

Supplier Specific Parameters	EAGLE Parameter Value	SEAS Parameter Value	Definition
L2TSET	1-20	01-20	The level 2 timer set table. A signaling link may be assigned to any of the twenty tables.
ECM	BASIC PCR	1 0	Error correction method
PCRN1	1-127	001 - 127	The threshold of the number of MSUs available for retransmission. If the error correction method being used is PCR , and this threshold is reached, no new MSUs or FISUs are sent. The retransmission cycle is continued up to the last MSU entered into the retransmission buffer in the order in which they were originally transmitted.
PCRN2	300-3500	0300 - 35500	The threshold of the number of MSU octets available for retransmission. If the error correction method being used is PCR , and this threshold is reached, no new MSUs or FISUs are sent. The retransmission cycle is continued up to the last MSU entered into the retransmission buffer in the order in which they were originally transmitted.
LPSET	1-20	01 - 20	The link parameter set identifier – the ATM signaling parameter set table. An ATM signaling link can be assigned to any of twenty parameter set tables.
ATMTSEL	LINE EXTERNAL INTERNAL	0 1 2	The ATM timing selector – The source of the timing for the ATM signaling link, internal, line, or external. Internal timing is derived from an internal clock source operating at 1.544 MHz ± 50 ppm. Line timing is derived from its received data stream, if present. External timing is derived from a clock source external to the EAGLE .
VCI	0-65535	00000 - 65535	The virtual channel identifier – The identifier of the virtual channel used by the ATM signaling link for virtual channel connections. Note: If a 3 Links per E5-ATM Card quantity is enabled, the VCI parameter value can be from 00000 to 16383.
VPI	0-4095	0000-4095	The virtual path identifier – The identifier of the virtual path used by the ATM signaling link for virtual path connections.
LL	0-7	0-7	The length of the cable used for the ATM signaling link. The value of the ll parameter is from 0 to 7, with each number representing a range of cable lengths.
TS	1-24	01-24	The timeslot on the T1 card or channel card being used for the T1 signaling link
T1PORT	1-8	1-8	The T1 port on the T1 card that is servicing the timeslot selected for the T1 signaling link. Note: The values 1 to 8 for this parameter can be specified only if the T1 card is an HC MIM or an E5-E1T1 card. If the T1 card containing the T1 signaling link is an E1/T1 MIM, the value for this parameter is either 1 or 2.

Table 3-7 (Cont.) SS7 Signaling Link Supplier Specific Parameters

Supplier Specific Parameters	EAGLE Parameter Value	SEAS Parameter Value	Definition
T1LOC	1101-6118	1101-6118	The location of the T1 card servicing the timeslot selected for the T1 signaling link.

The supplier specific parameters must be entered in this order.

The supplier specific parameters are optional. The default value will be entered for any supplier specific parameter not specified when adding the signaling link.

When the signaling link is displayed, the supplier specific parameter values are displayed in this order.

L2TSET,,, ECM, PCRN1, PCRN2, LPSET, ATMTSEL, VCI, VPI, LL, TS, T1PORT, T1LOC

The **SEAS** parameter `SVCST` is not supported by the **EAGLE**. When a signaling link is added to the database using the **EAGLE**'s `ent-slk` command, the state of the signaling link is set to unavailable, equivalent to specifying the `SVCST=UAV` parameter with the **SEAS** `ASGN-SLK` command. If a signaling link is added to the database using the **SEAS** `ASGN-SLK` command, and the `SVCST` parameter is not specified, the state of the signaling link is set to active.

The **EAGLE** supports only the value `N` for the **SEAS** `ENCR` parameter. If the `ENCR=Y` parameter is specified, the parameter is rejected with the **IDNS** message.

The **EAGLE** does not support the `EQOPTS` parameter. Any value for this parameter is rejected by the **EAGLE**.

Canceling the `REPT-STAT-SLK` and `RTRV-SLK` Commands

Because the **EAGLE**'s `rept-stat-slk` and `rtrv-slk` commands used in this procedure can output information for a long period of time, the `rept-stat-slk` and `rtrv-slk` commands can be canceled and the output of the `rept-stat-slk` command stopped. To cancel the `rept-stat-slk` and `rtrv-slk` commands, enter the **EAGLE**'s `canc-cmd` without the `trm` parameter and with the **SEAS** `FLOW-THRU` command.

For more information about the `canc-cmd` command, go to *Commands User's Guide*.

SS7 Signaling Link Parameter Combinations

[Table 3-8](#) shows the four types of SS7 signaling links that can be provisioned in the database and the parameters and values that can be used to provision each type of SS7 signaling link.

Table 3-8 SS7 Signaling Link Parameter Combinations

MPL Signaling Link (See Note 1)	ATM High-Speed Signaling Link	IP Signaling Link	T1 Signaling Link
Mandatory Parameters			

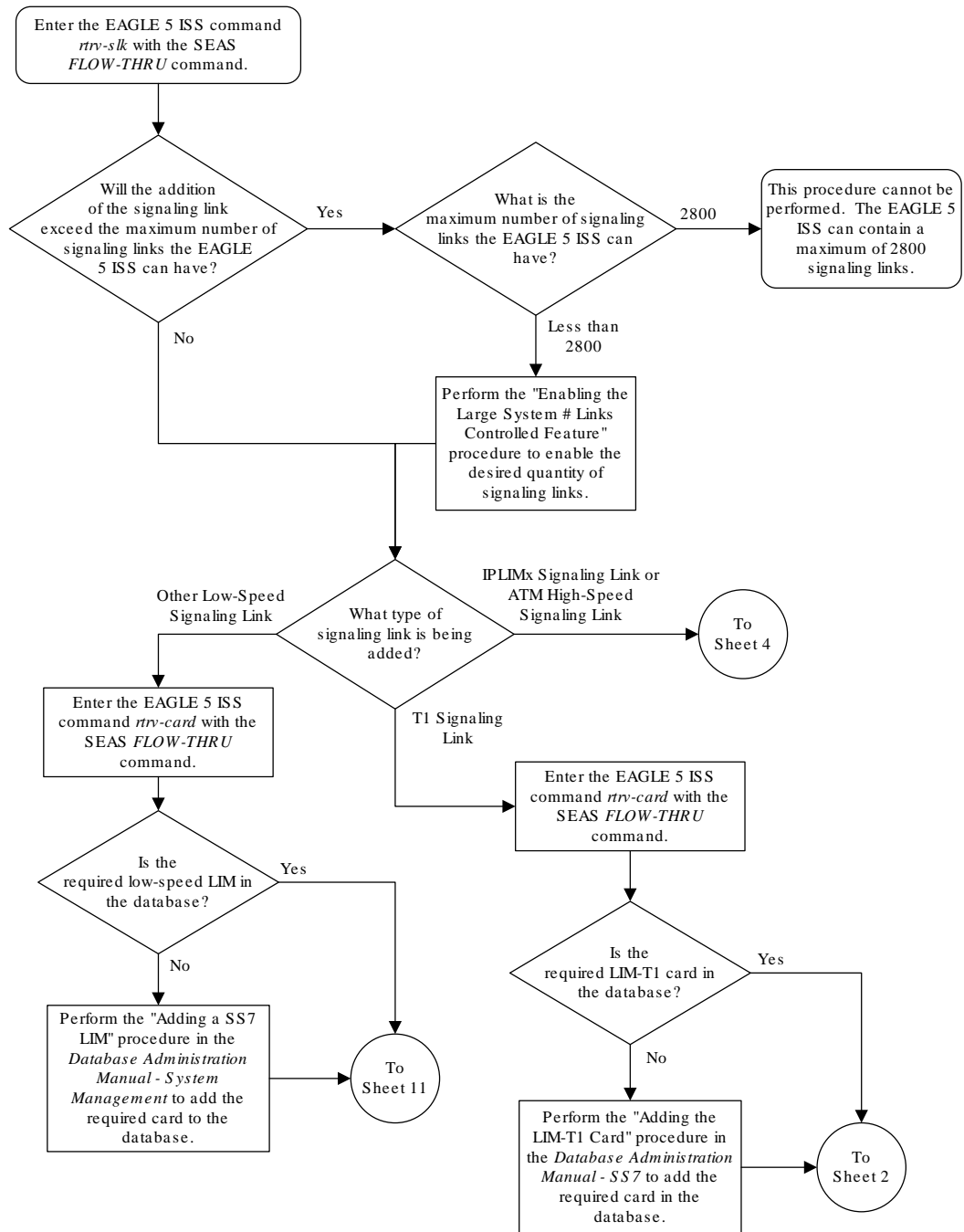
Table 3-8 (Cont.) SS7 Signaling Link Parameter Combinations

MPL Signaling Link (See Note 1)	ATM High-Speed Signaling Link	IP Signaling Link	T1 Signaling Link
loc = location of the MPL with the SS7ANSI application and the LIMDSO card type.	loc = location of the ATM high-speed LIM with the ATMANSI application and the LIMATM card type.	loc = location of the DCM with of the IPLIM application and the DCM card type.	loc = location of the LIM-T1 or LIMCH of the SS7ANSI application. and either the LIMT1 or LIMCH card type.
link = A, A1, A2, A3, B, B1, B2, or B3	link = A or B (See Note 9)	link = A - A3, B - B3 (See Note 8) link = A4 - A7, B4 - B7 (See Note 8)	link = See Note 7
lsn = linkset name (See Note 6)	lsn = linkset name (See Note 6)	lsn = linkset name (See Note 6)	lsn = linkset name (See Note 6)
mn = 00 - 15	mn = 00 - 15	mn = 00 - 15	mn = 00 - 15
lkspd = 56	lkspd = 1536 or 1544	lkspd = 1536	lkspd = 56 or 64
Supplier Specific Parameters			
l2tset = 01 - 20 default value = 1	lpset = 01 - 20 default value = 1		ts = 01 - 24
ecm = 1 or 0 default value = 1	atmtsel = 0, 1, 2 default value = 0		t1port = See Note 4 default value = 1
pcrn1 = 001 - 127 (See Note 2) default value = 076	vci = 00000 - 65535 or 00000 - 16383(See Note 3) default value = 00005		t1loc = location of the LIM-T1 card (See Notes 4 and 5)
pcrn2 = 0300 - 35500 (See Note 2) default value = 3800	vpi = 0000 - 4095 default value = 0		ecm = 1 or 0 default value = 1
	ll = 0 - 7 default value = 0		pcrn1 = 001 - 127 (See Note 2) default value = 076
			pcrn2 = 0300 - 35500 (See Note 2) default value = 3800

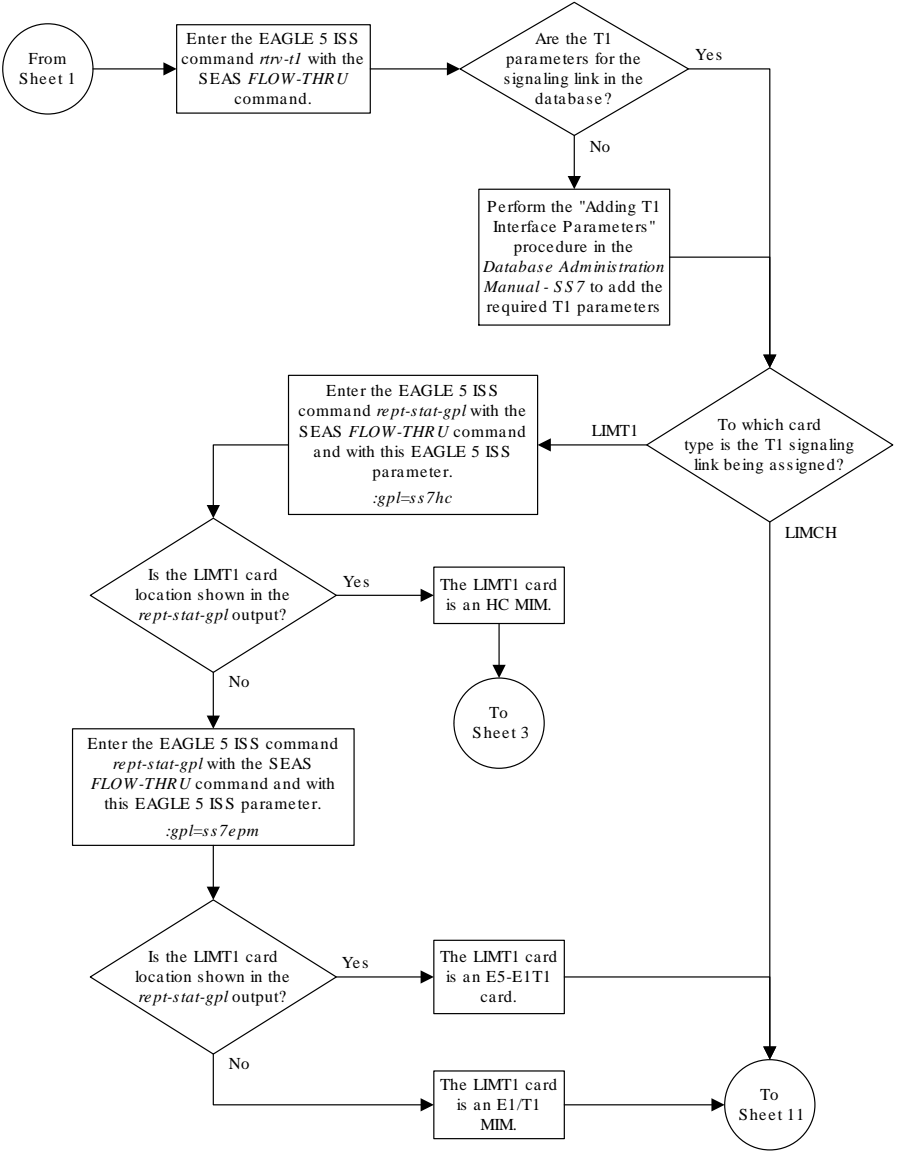
Table 3-8 (Cont.) SS7 Signaling Link Parameter Combinations

MPL Signaling Link (See Note 1)	ATM High-Speed Signaling Link	IP Signaling Link	T1 Signaling Link
Notes:			
<ol style="list-style-type: none"> This procedure is not used to configure E1 signaling links. To configure E1 signaling links, go to Appendix A, "E1 Interface," in <i>Database Administration - SS7 User's Guide</i>. These parameters can be specified only when the value of the <code>ecm</code> parameter is 0. The values 0 - 4 and 6 - 31 cannot be specified for the <code>vci</code> parameter. These values are reserved. If a 3 Links per E5-ATM Card quantity is enabled, the <code>VCI</code> parameter value can be from 00000 to 16383. If the card is a channel card (card type LIMCH), the <code>tlport</code> value cannot be specified. The <code>tlloc</code> parameter must be specified if the T1 signaling link is assigned to a channel card. The <code>tlport</code> and <code>tlloc</code> parameters cannot be specified for a channel card. If the card is an HC MIM or E5-E1T1 card (card type LIMT1), the <code>tlport</code> parameters can be 1 through 8. If the card is an E1/T1MIM (card type LIMT1), the <code>tlport</code> parameter values are either 1 or 2. The HC MIM or E5-E1T1 card cannot be a channel card. The <code>tlloc</code> parameter can only be specified if the card that the T1 signaling link is being assigned to is a LIMCH card On the EAGLE, the linkset name can have a maximum of 10 characters. The SEAS interface supports a linkset name with a maximum of eight characters. Linkset names specified in this procedure can have a maximum of eight characters. For linkset names provisioned on the EAGLE that have more than eight characters, the SEAS interface truncates the linkset name to the first eight characters when that linkset name is displayed on the SEAS interface. If the linkset name of the linkset specified in this procedure was configured on the EAGLE with more than eight characters, only the first eight characters of the linkset name can be specified in this procedure. The range of <code>link</code> parameter values is dependent on the type of LIMT1 card (either an E1/T1 MIM, an HC MIM, or E5-E1T1 card) and if the card is an HC MIM, the HC MIM signaling link quantity that is enabled. <ul style="list-style-type: none"> E1/T1 MIM - Link Parameter Values A - A3, B - B3 HC MIM - Link Parameter Values A - A31, B - B31. If the Fan feature is off, shown in the <code>rtrv-feat</code> output with the entry <code>FAN = off</code>, the link parameter values can only be A - A15, B - B15. E5-E1T1 - Link Parameter Values A - A15, B - B15 The link values A - A3 and B - B3 can be specified only if the card is an E5-ENET card. The link values A4 - A7 and B4 - B7 can be specified only if the card is an E5-ENET card. The link value A1 and B can be specified only if the card is an E5-ATM. The link value A1 can be specified only if the feature is enabled and turned on. 			

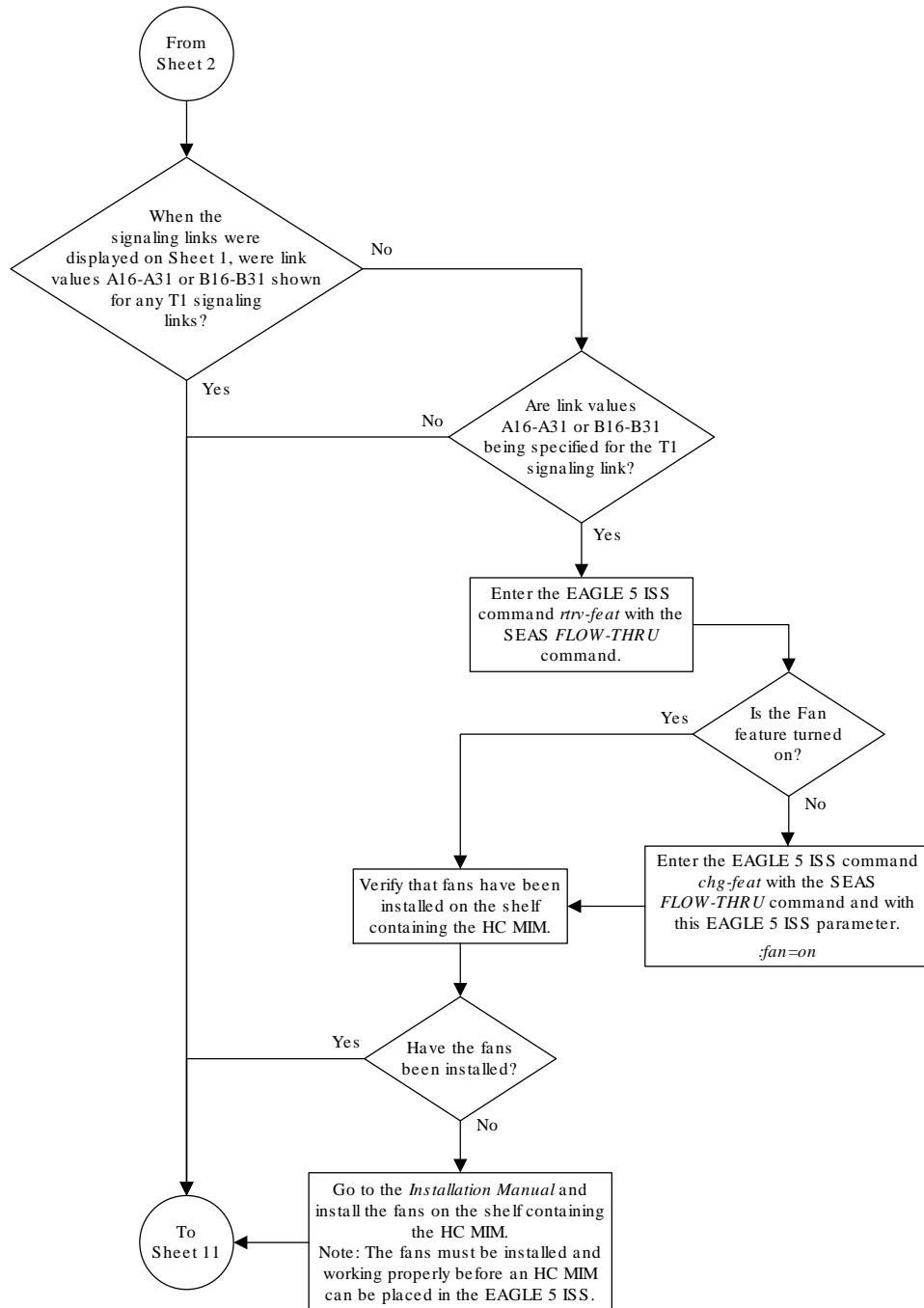
Figure 3-4 Adding an SS7 Signaling Link from the SEAS Terminal



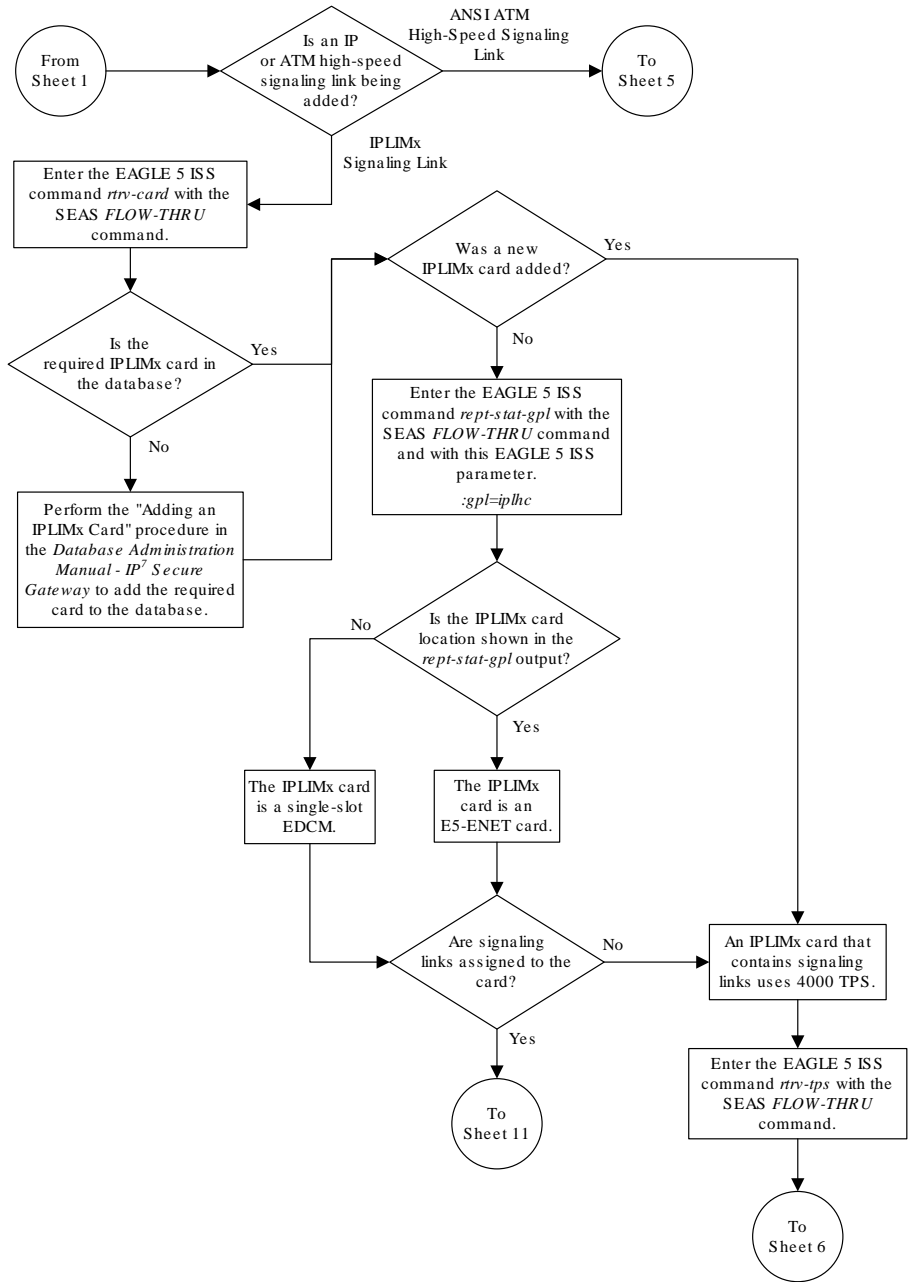
Sheet 1 of 11

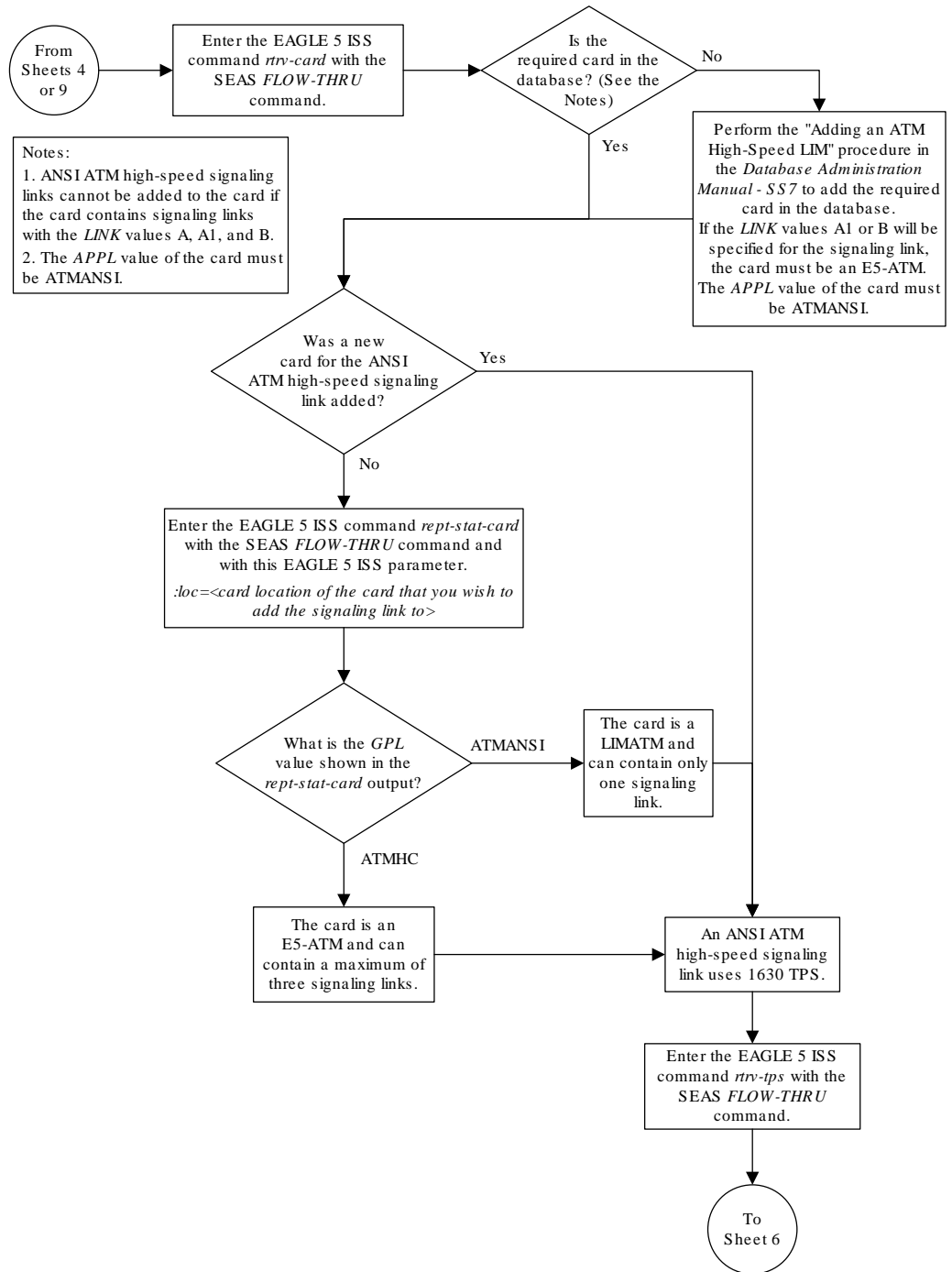


Sheet 2 of 11

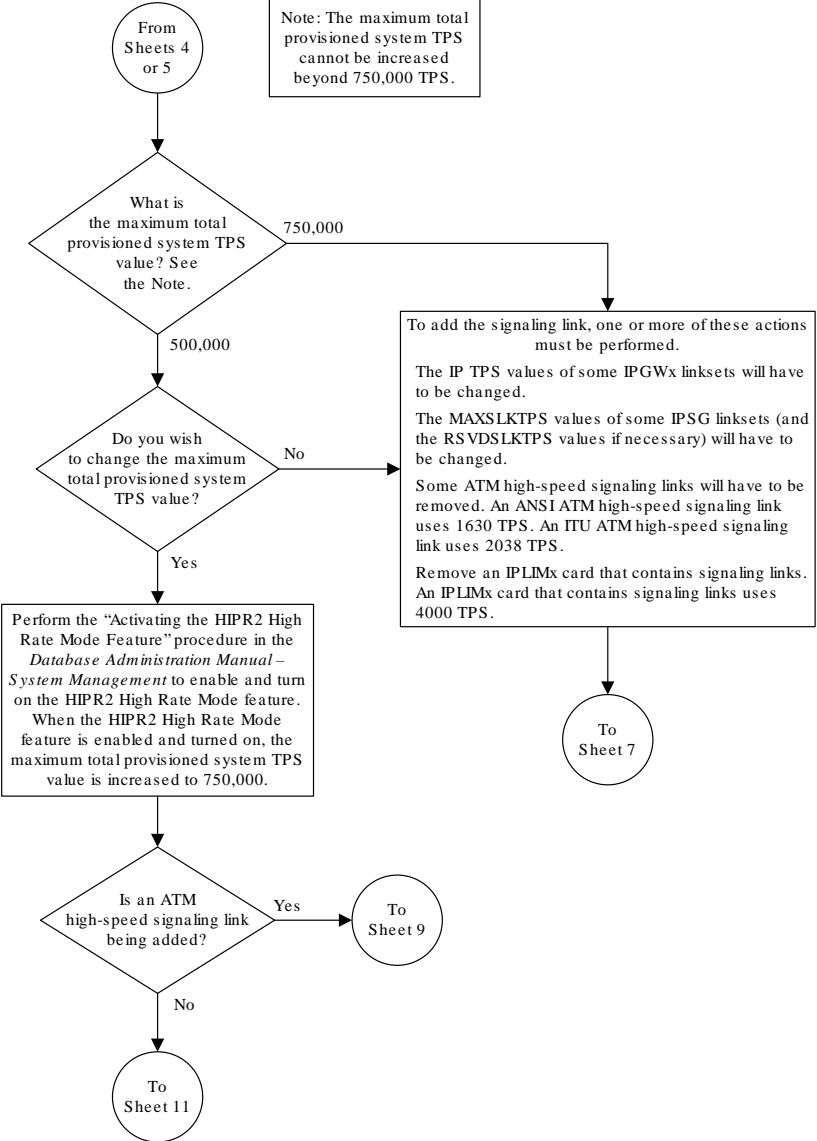


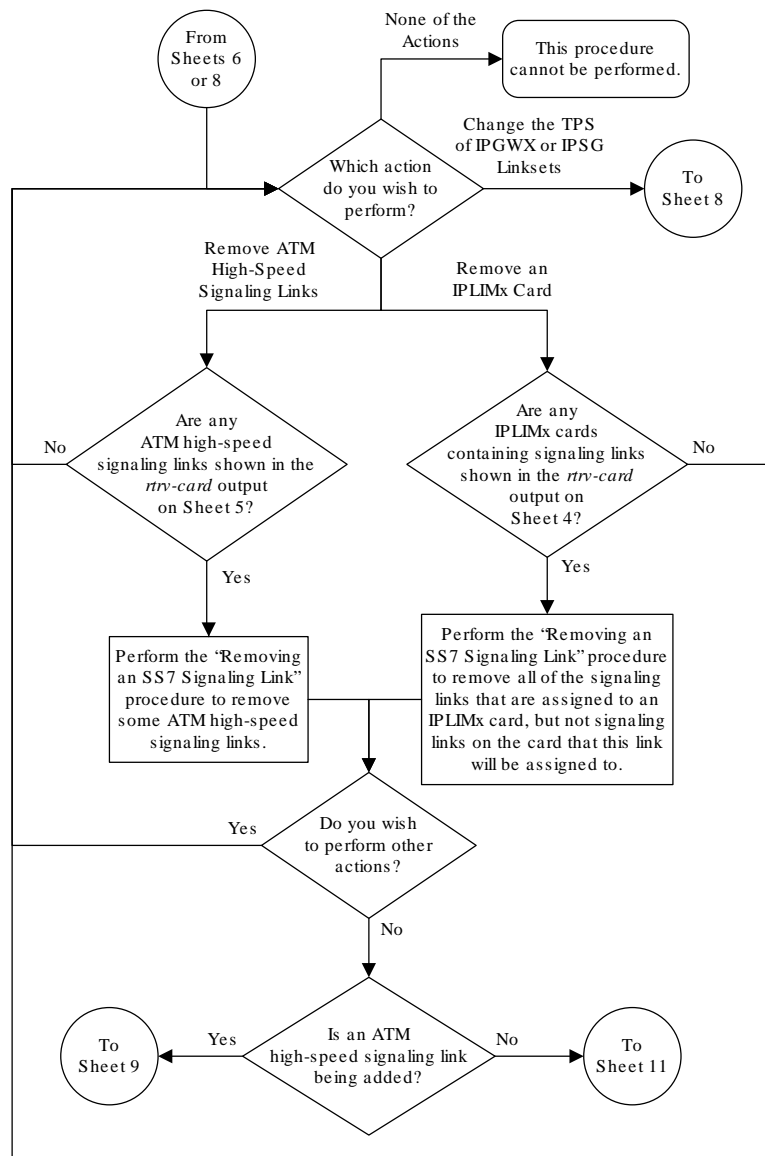
Sheet 3 of 11



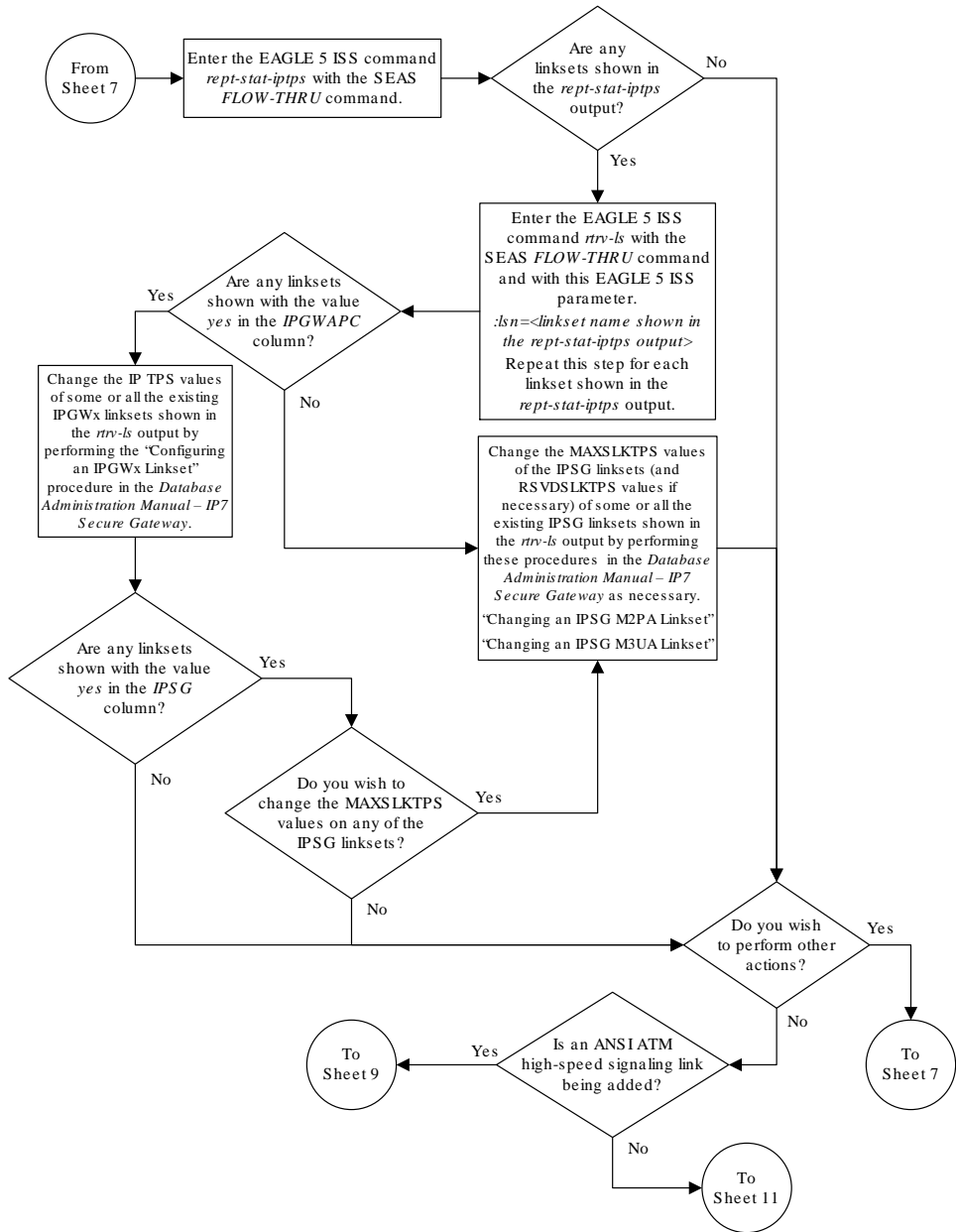


Sheet 5 of 11

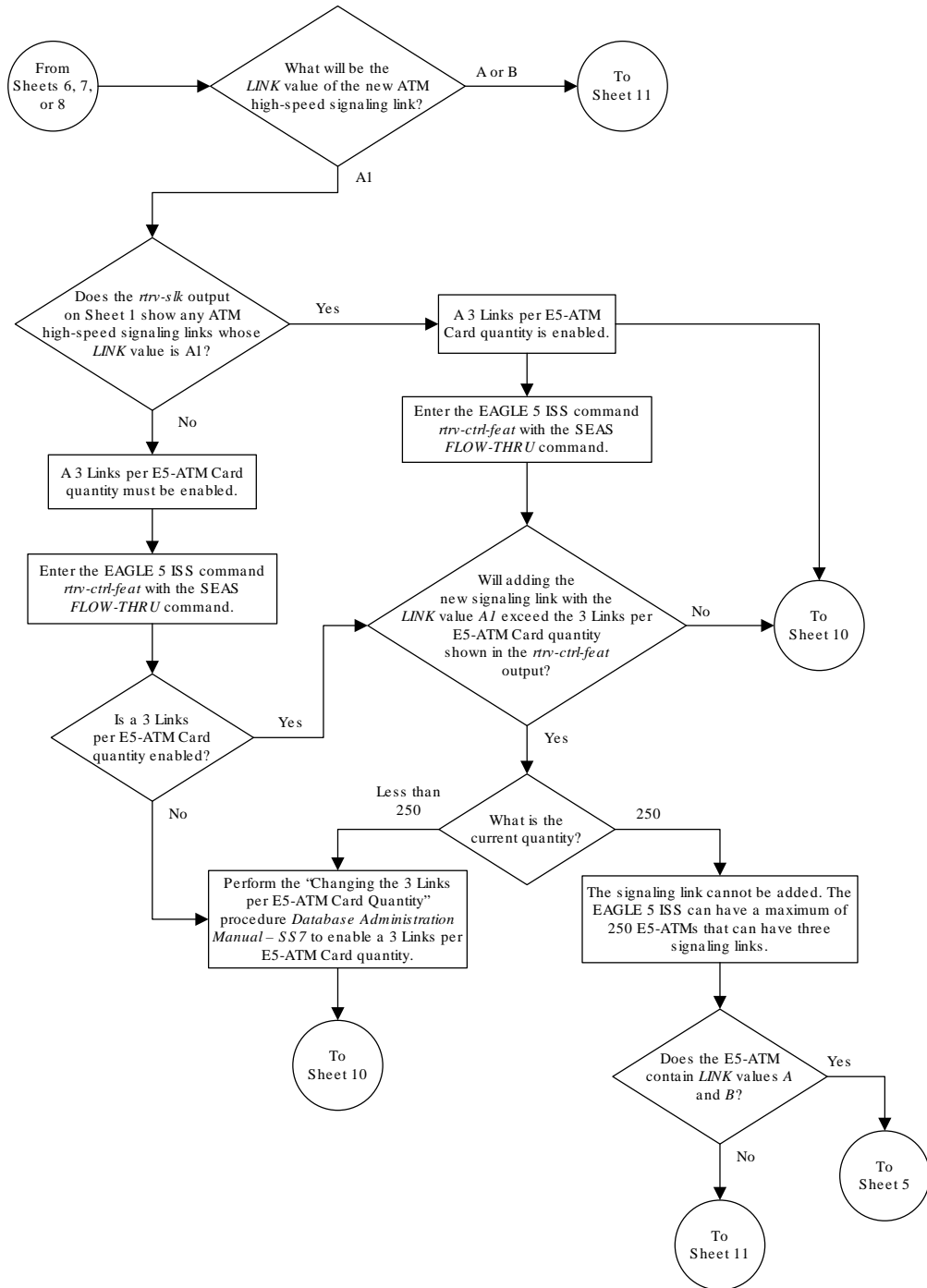




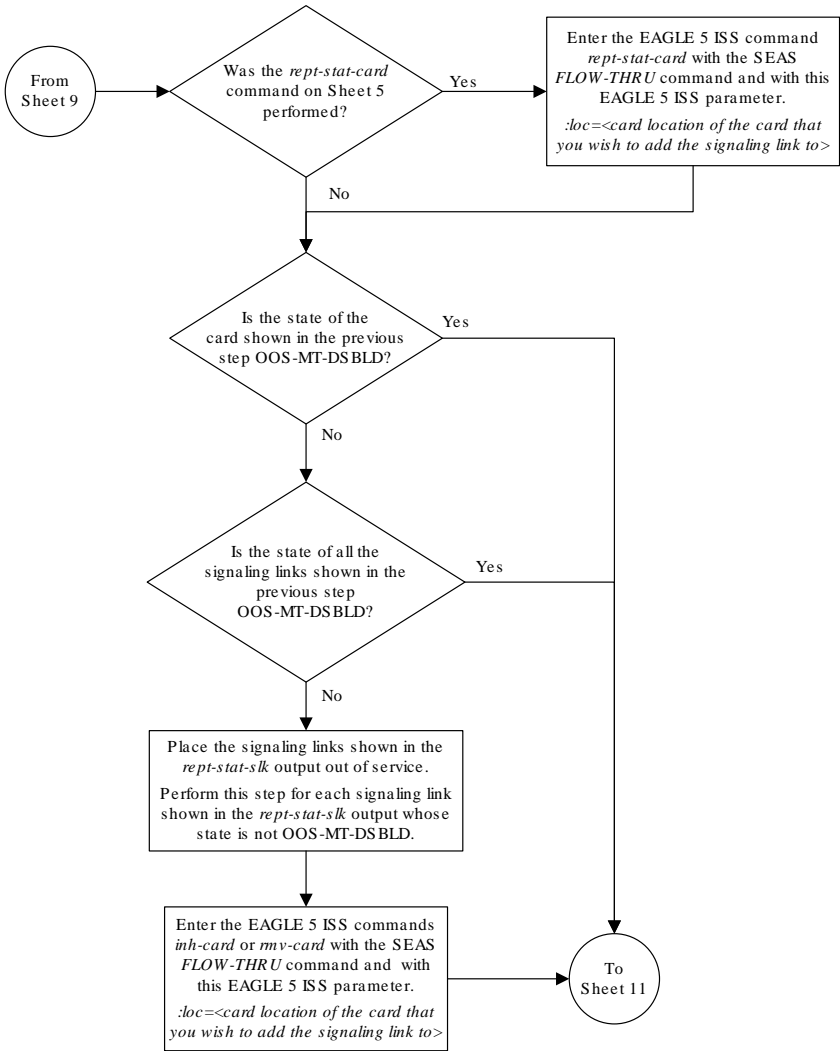
Sheet 7 of 11

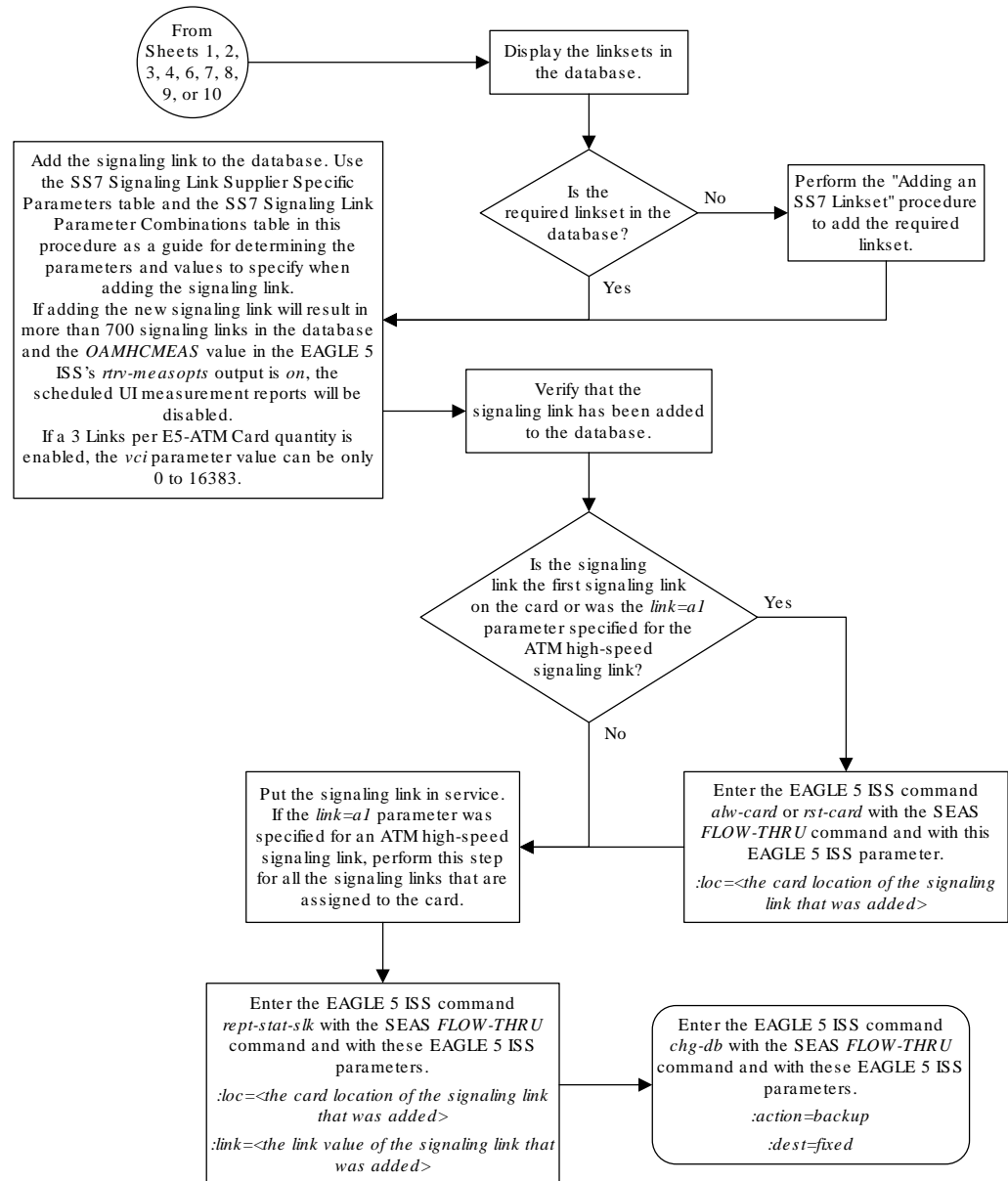


Sheet 8 of 11



Sheet 9 of 11





Sheet 11 of 11

3.5 Removing an SS7 Signaling Link

This procedure is used to remove an **SS7** signaling link to the database. For more information on this procedure, see the “Removing an SS7 Signaling Link” procedure in the *Database Administration – SS7 User's Guide*. This procedure uses these EAGLE commands.

```
rtrv-slk  rtrv-ls          rtrv-ss7opts  dlt-slk  rept-stat-slk
rmv-card  rept-stat-lfs  dact-lbp      chg-db
```

To remove a signaling link assigned to an **IP** card running either the `ss7ipgw`, `ipgwi`, `iplim`, or `iplimi` applications, perform one of these procedures in *Database Administration – IP7 User's Guide* using the **SEAS** `FLOW-THRU` command with the **EAGLE** commands.

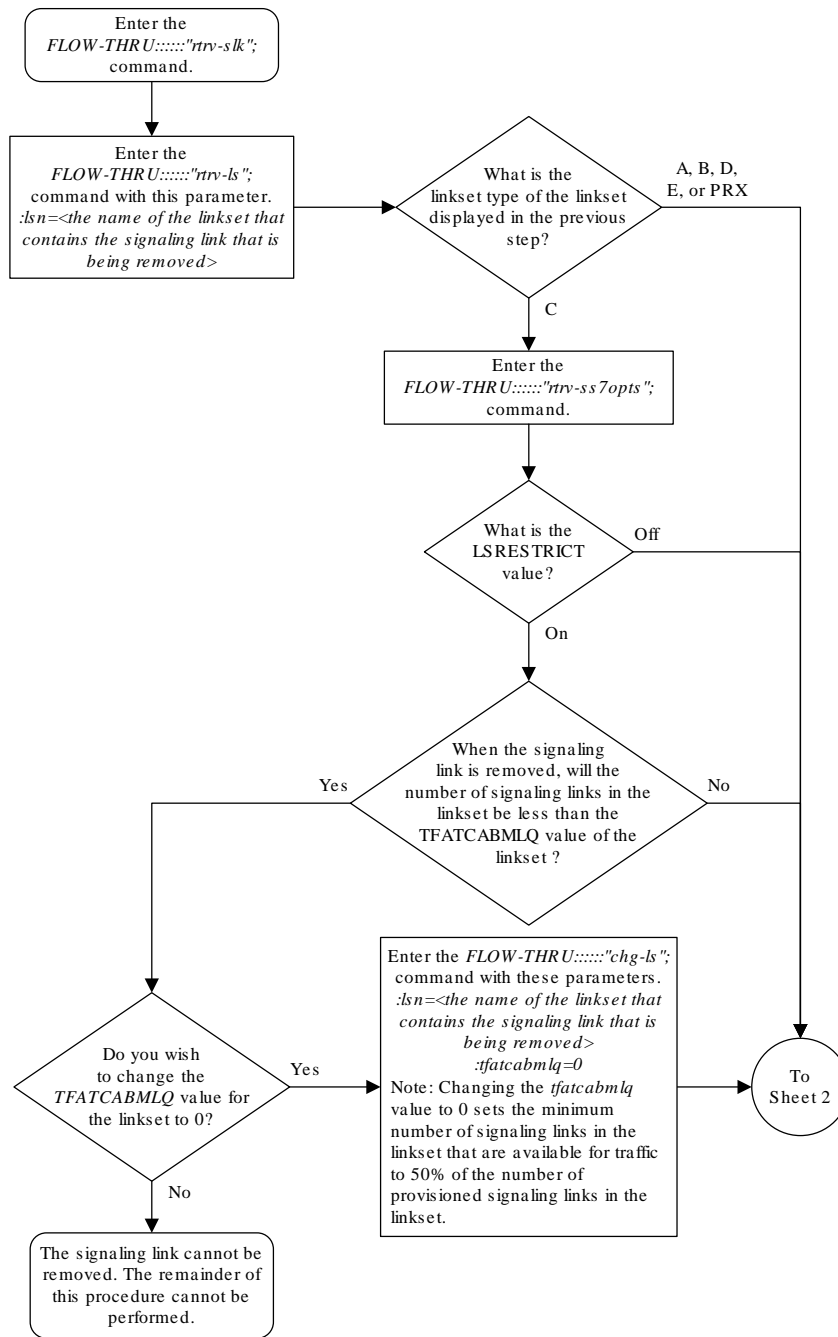
- Removing an **IPLIMxSignaling Link**
- Removing an **IPGWx Signaling Link**
- Removing an **IPSGM3UA Signaling Link**
- Removing an **IPSGM2PA Signaling Link**

Canceling the `REPT-STAT-SLK` Command

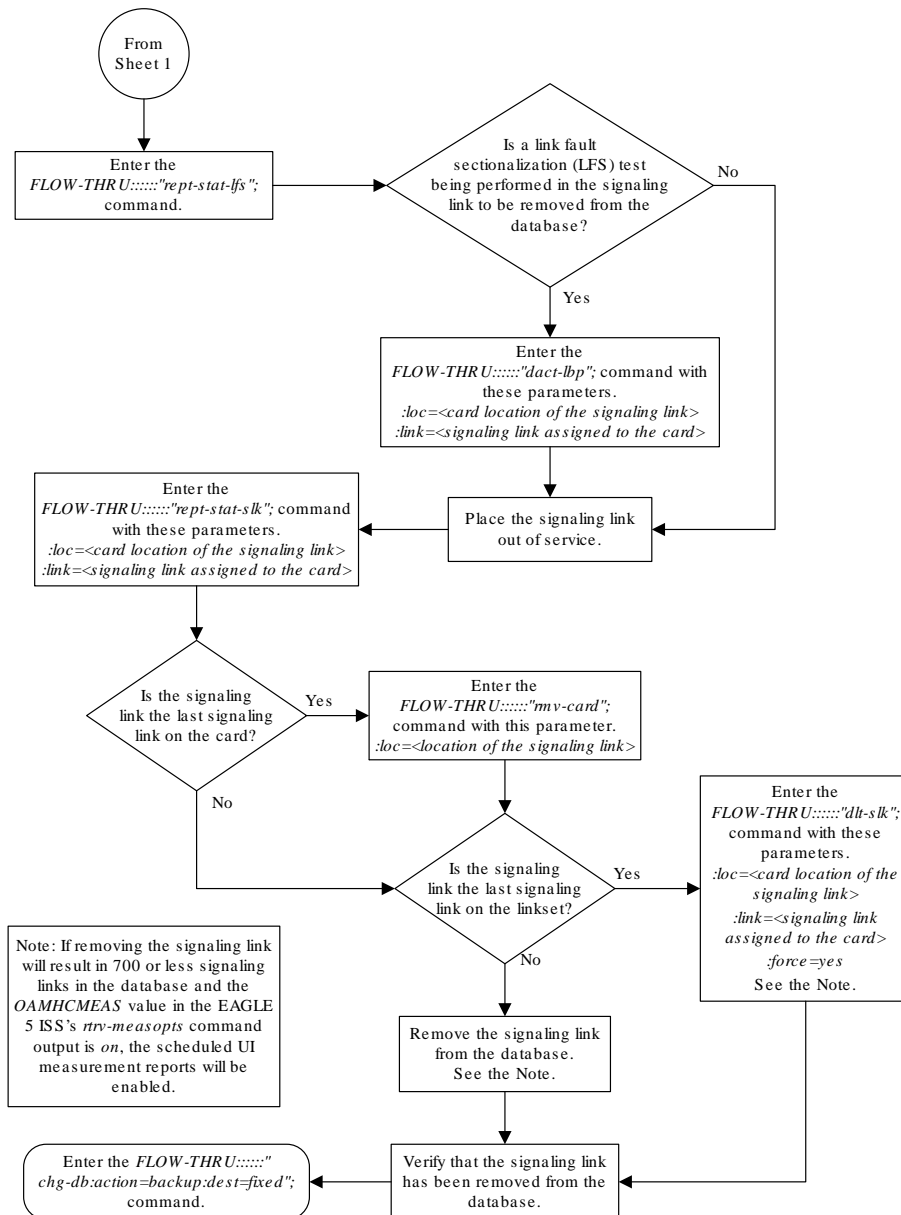
Because the **EAGLE**'s `rept-stat-slk` command used in this procedure can output information for a long period of time, the `rept-stat-slk` command can be canceled and the output of the `rept-stat-slk` command stopped. To cancel the `rept-stat-slk` command, enter the **EAGLE**'s `canc-cmd` without the `trm` parameter and with the **SEAS** `FLOW-THRU` command.

For more information about the `canc-cmd` command, go to *Commands User's Guide*.

Figure 3-5 Removing an SS7 Signaling Link from the SEAS Terminal



Sheet 1 of 2



Sheet 2 of 2

3.6 Adding a Route

This procedure is used to add a route to the database. This procedure uses the EAGLE commands `rept-stat-rte`, `rtrv-ls`, `rtrv-dstn`, and `chg-db`. For more information on this procedure, see either “Adding a **Route** Containing an **SS7 DPC**” or “Adding a **Route** Containing a **Cluster Point Code**” in *Database Administration – SS7 User's Guide*.

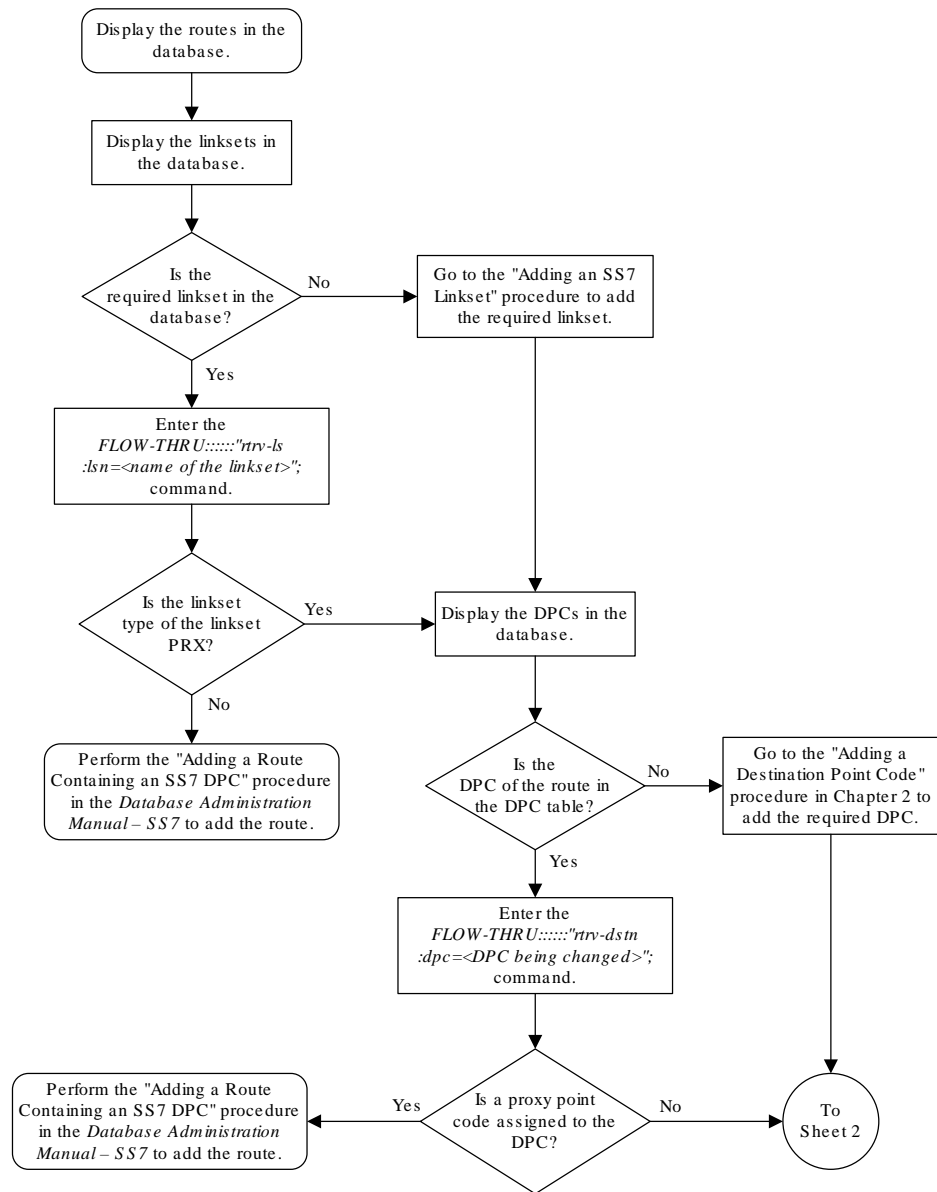
If you wish to use the `dpci`, `dpcn`, `dpcn24`, or `force` parameters of the EAGLE's `ent-rte` command, or assign the route being added to the database to an **IPGWx**

linkset, perform the Adding a Route Containing an IPGWx Linkset procedure in *Database Administration – SS7 User's Guide* using the **SEAS** FLOW-THRU command with the **EAGLE** commands.

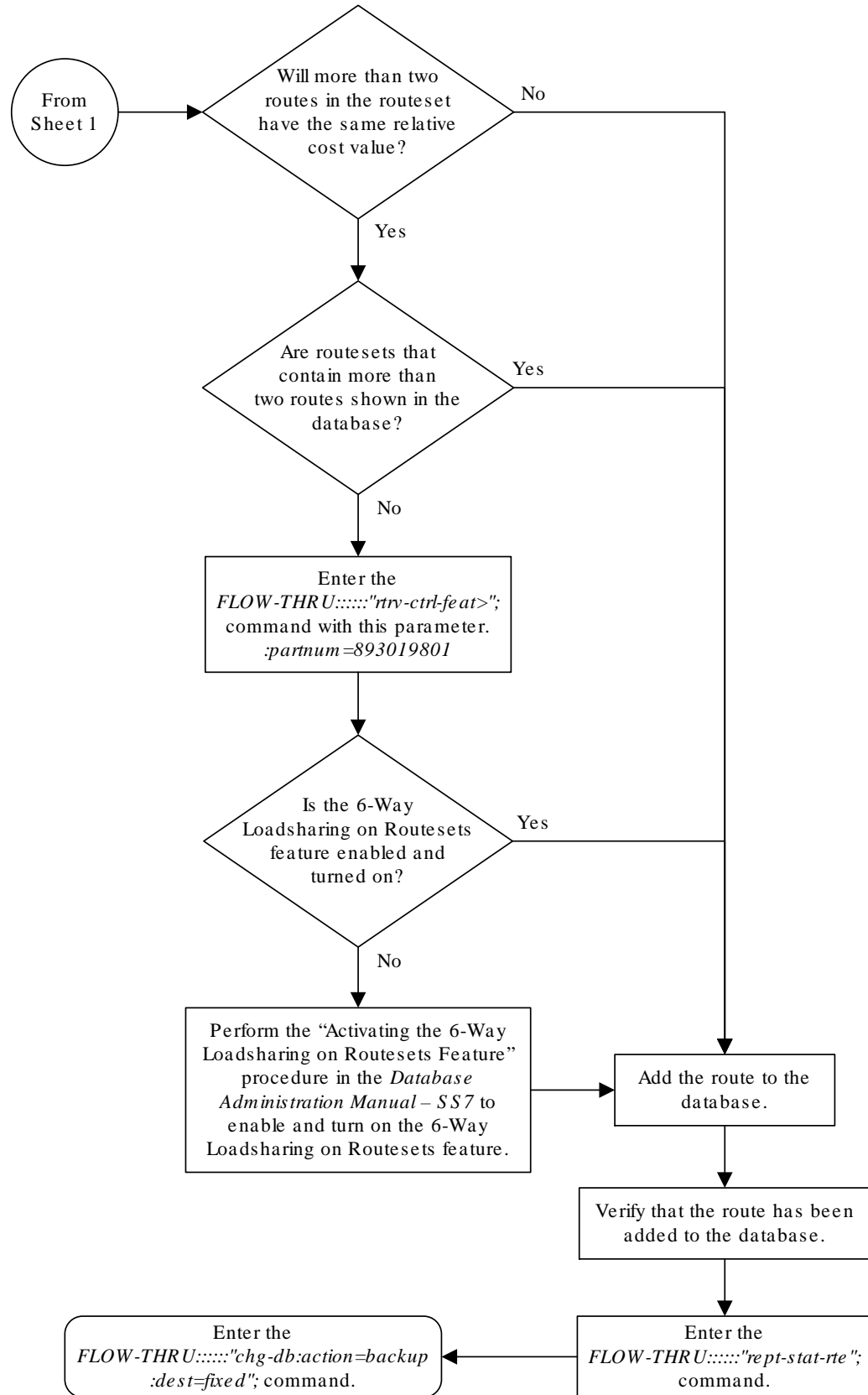
If the route will contain a proxy linkset (LST=PRX), or the DPC of the route will contain a proxy point code, perform the “Adding a **Route** Containing an **SS7 DPC**” procedure in *Database Administration – SS7 User's Guide*.

On the **EAGLE**, the linkset name can have a maximum of 10 characters. The **SEAS** interface supports a linkset name with a maximum of eight characters. Linkset names specified in this procedure can have a maximum of eight characters. For linkset names provisioned on the **EAGLE** that have more than eight characters, the **SEAS** interface truncates the linkset name to the first eight characters when that linkset name is displayed on the **SEAS** interface. If the linkset name of the linkset specified in this procedure was configured on the **EAGLE** with more than eight characters, only the first eight characters of the linkset name can be specified in this procedure.

Figure 3-6 Adding a Route from the SEAS Terminal



Sheet 1 of 2



Sheet 2 of 2

3.7 Changing a Route

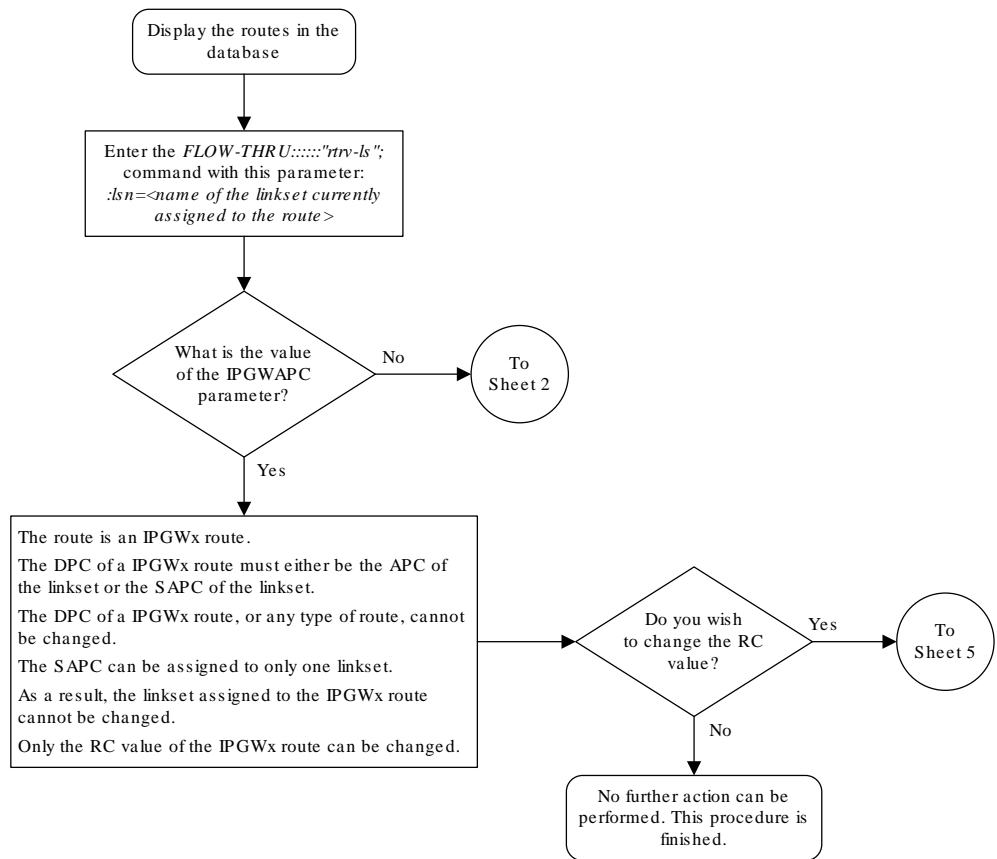
This procedure is used to change the attributes of a route in the database. This procedure uses the **EAGLE** commands `rtrv-ls`, `rtrv-dstn`, `rtrv-ctrl-feat`, and `chg-db`. For more information on this procedure, see “Changing a Route” in *Database Administration – SS7 User’s Guide*.

This procedure is used only to change the attributes of a route assigned to a linkset containing an **SS7** adjacent point code. If you wish to use the `dpci`, `dpcn`, or `dpcn24` parameters of the **EAGLE** `chg-rte` command, perform the “Changing a Route” procedure in *Database Administration – SS7 User’s Guide* using the **SEAS** `FLOW-THRU` command with the **EAGLE** commands.

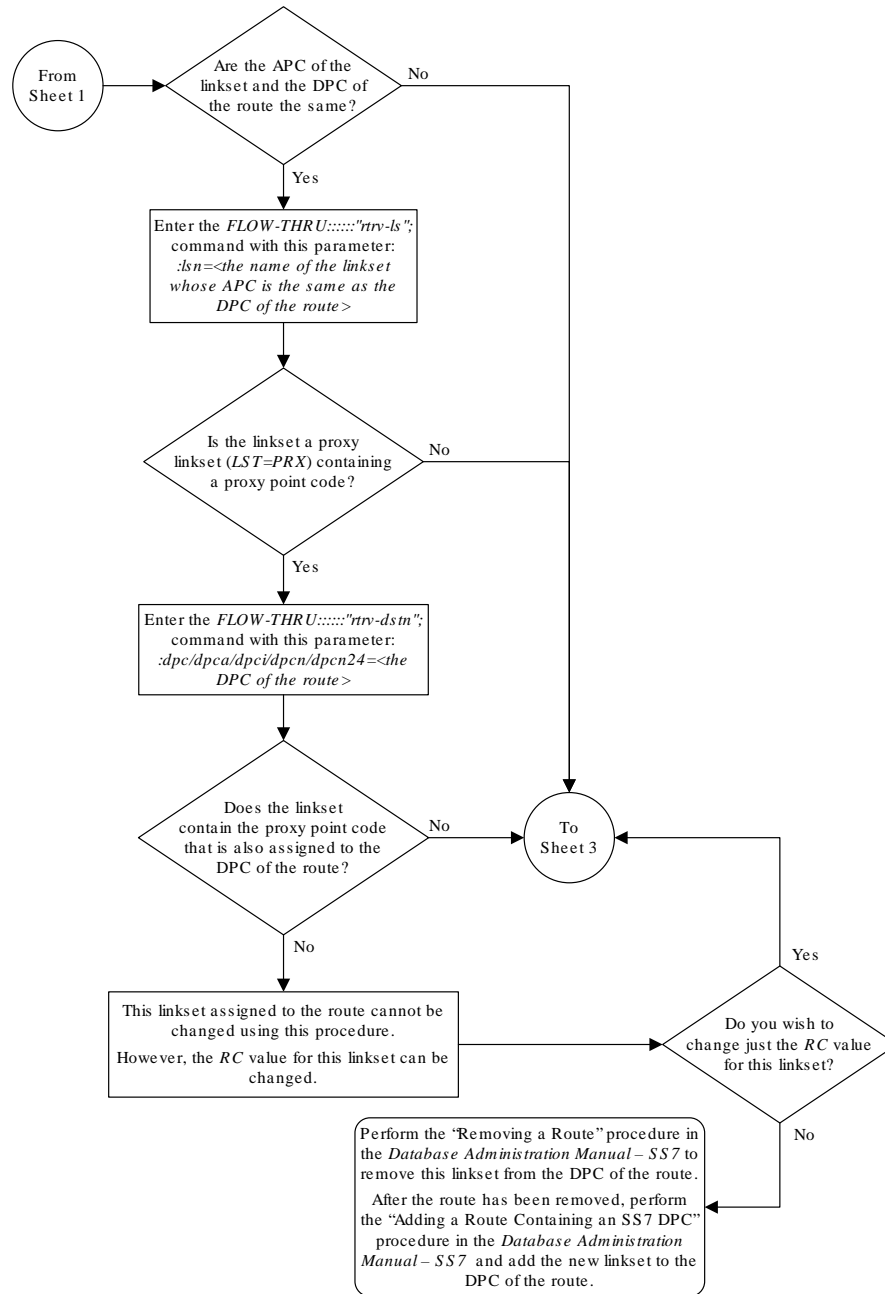
On the **EAGLE**, the linkset name can have a maximum of 10 characters. The **SEAS** interface supports a linkset name with a maximum of eight characters. Linksets configured through the **SEAS** interface will have linkset names with a maximum of eight characters. If linksets configured on the **EAGLE** have more than eight characters and are displayed on the **SEAS** interface, the **SEAS** interface truncates the linkset name to the first eight characters.

If the `ipgwapc` parameter of the linkset assigned to the route is `yes`, the route is an **IPGWx** route (a route that contains an **IPGWx** linkset). The **IPGWx** route can contain only one linkset. The **DPC** of an **IPGWx** route must either be the **APC** of the **IPGWx** linkset or the **SAPC** assigned to the **IPGWx** linkset. The **DPC** of the route cannot be changed. The **SAPC** can be assigned to only one linkset. As a result, the linkset assigned to the **IPGWx** route cannot be changed. Only the `RC` value assigned to the route can be changed.

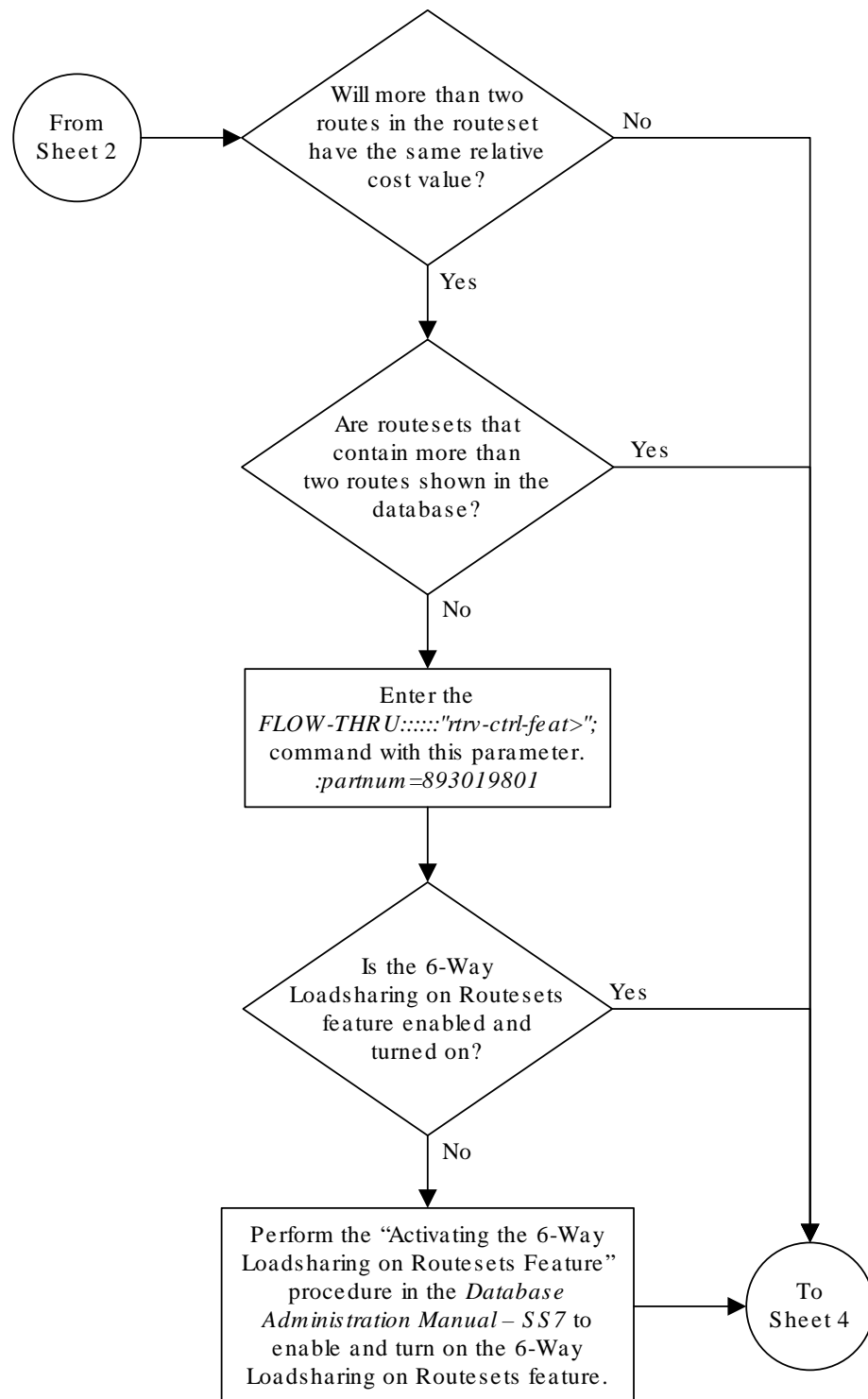
Figure 3-7 Changing a Route from the SEAS Terminal

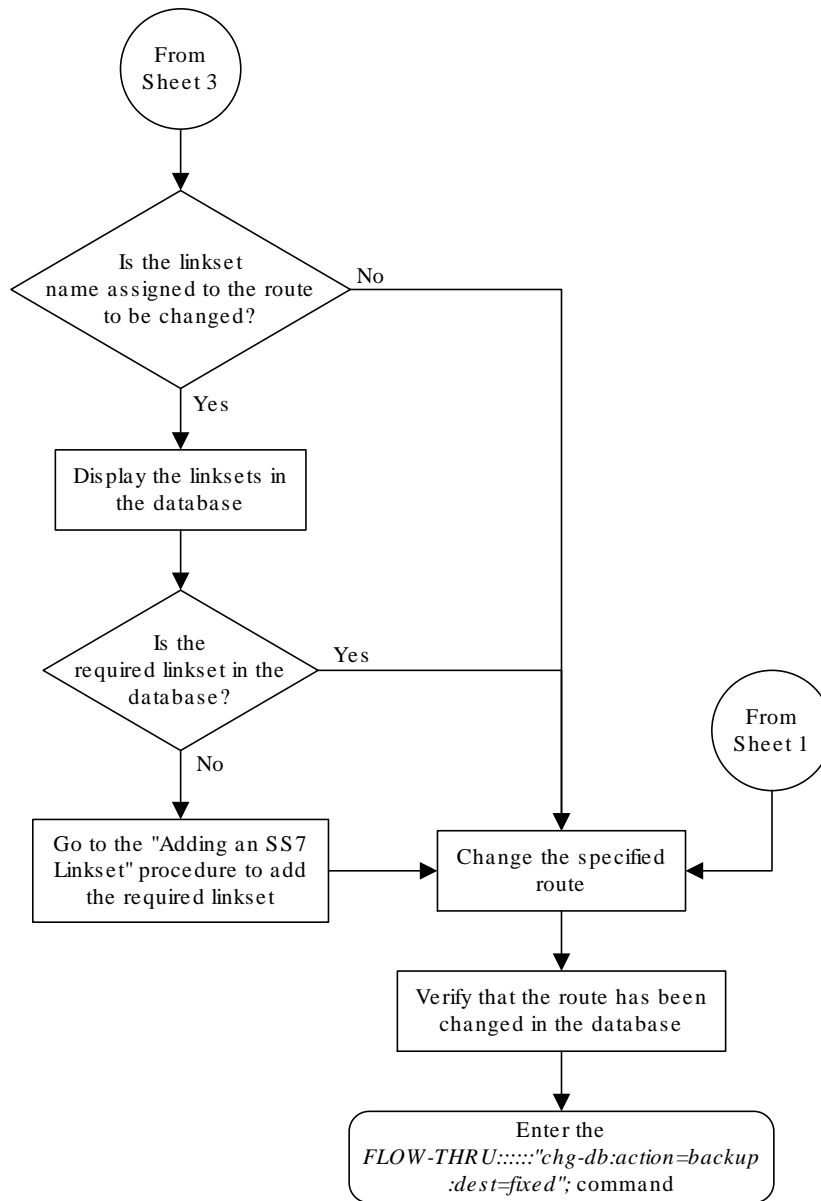


Sheet 1 of 4



Sheet 2 of 4





Sheet 4 of 4

4

Global Title Translation (GTT) Configuration

Chapter 4, Global Title Translation (GTT) Configuration, describes the procedures used to administer global title translation data.

4.1 Provisioning a Mated Application

This procedure is used to add a dominant mated application to the database.

The only parameters that can be specified with this procedure are the primary point code, primary subsystem number, mate point code, and mate subsystem number. The **EAGLE** relative cost parameters cannot be specified in this procedure. When the mated application is added to the database with this procedure, the relative cost value for the primary point code and subsystem is defaulted to 10. The relative cost value for the mate point code and subsystem is defaulted to 50. This creates a dominant mated application with only two entries.

This procedure uses the **EAGLE** commands `rtrv-map`, `rtrv-ctrl-feat`, `rtrv-dstn`, and `chg-db`. For more information on provisioning mated applications, refer to one of the “Provisioning a **Mated Application**” procedures in *Database Administration - GTT User's Guide*.

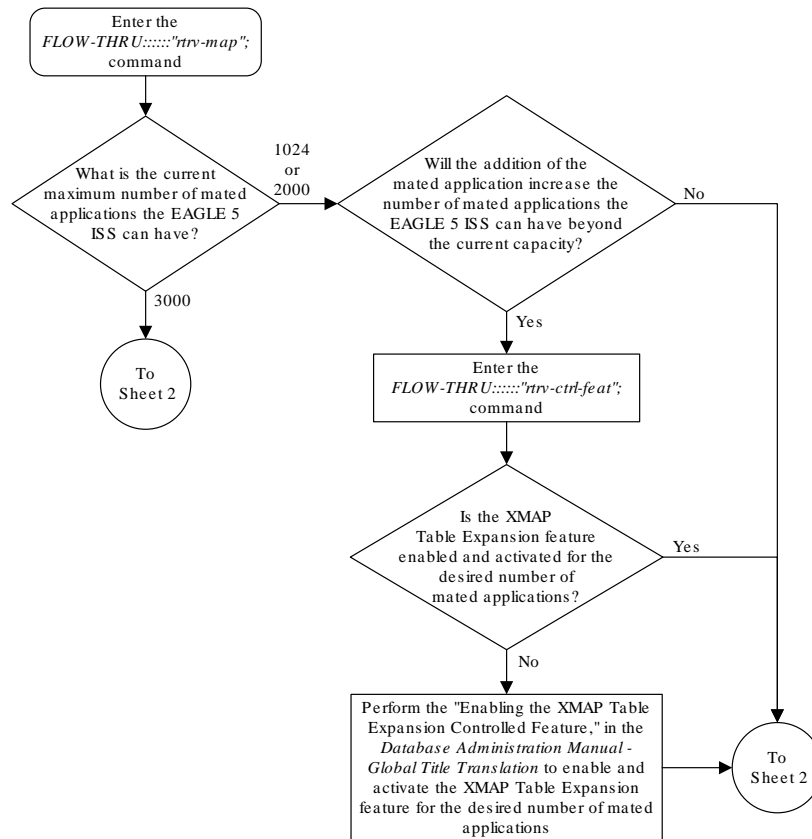
If you wish to use the `pci`, `pcn`, `pcn24`, `mpci`, `mpcn`, `mpcn24`, `srm`, `grp`, `mrc`, `rc`, `materc`, or `mapset`, `wt`, `mwt`, `thr`, `mrnset`, or `mrnpc` parameters of the **EAGLE**'s `ent-map` command, the subsystem assigned to the mated application is the **LNP**, **INP**, V-Flex, **ATINPQ**, **AIQ**, or **EIR** subsystem, or you wish to create another type of **MAP** group or **MAP** set, perform one of the “Provisioning a **Mated Application**” procedures in *Database Administration - GTT User's Guide* using the **SEAS** `FLOW-THRU` command with the **EAGLE** commands.

Mated application groups in the **EAGLE** database can contain up to 32 entries, the primary point code, and up to 31 mate point codes. **SEAS** allows the user to configure only two entries for each **MAP** group. To add more entries to the **MAP** group, up to 30, after performing this procedure, perform one of the “Provisioning a **Mated Application**” procedures in *Database Administration - GTT User's Guide* using the **SEAS** `FLOW-THRU` command with the **EAGLE** commands. The `rc` and `materc` parameters must be specified with the **EAGLE**'s `chg-map` command. The maximum number of mated application entries that can be provisioned in the **EAGLE** is 1024, 2000, or 3000, depending on the quantity that is enabled.

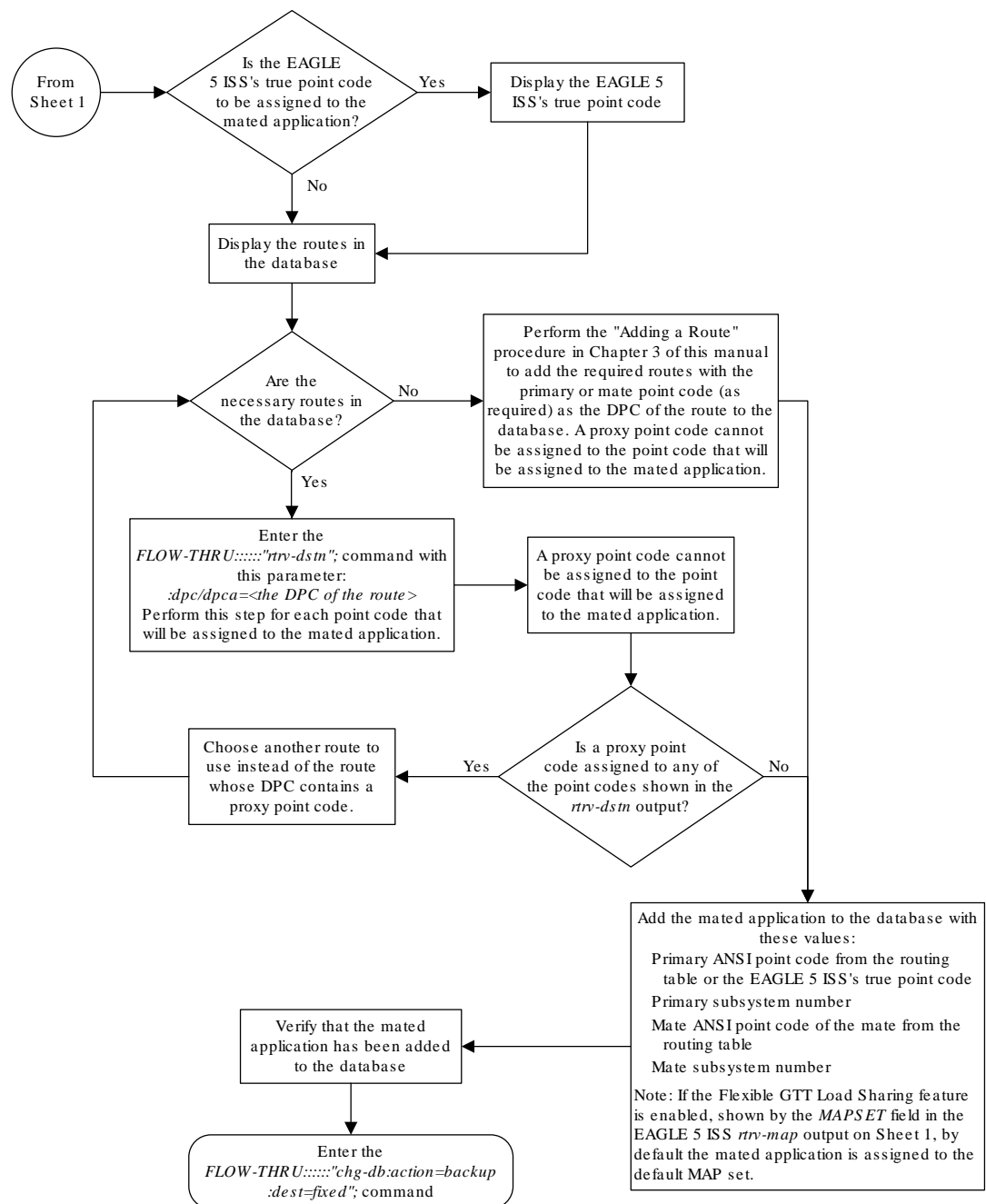
If the Flexible **GTT Load Sharing** feature is enabled, shown by the `MAPSET` field in the **EAGLE** `rtrv-map` output, by default the mated application is assigned to the default **MAP** set. To assign a mated application to a **MAP** set other than the default **MAP** set, perform one of the “Provisioning a **Mated Application**” procedures in *Database Administration - GTT User's Guide* using the **SEAS** `FLOW-THRU` command with the **EAGLE** commands.

A proxy point code cannot be assigned to any point code that will be assigned to a mated application.

Figure 4-1 Provisioning a Mated Application



Sheet 1 of 2



Sheet 2 of 2

4.2 Removing a Mated Application

This procedure is used to remove a mated application from the database. This procedure uses the **EAGLE** commands `rrv-feat`, `rrv-ctrl-feat`, `rrv-ss-appl`, `dlt-map`, and `chg-db`. For more information on this procedure, see “Removing a Mated Application” in *Database Administration - GTT User's Guide*.

If you wish to use the `pci`, `pcn`, `pcn24`, `all`, `mapset`, or `mrnset` parameters of the **EAGLE**'s `dlt-map` command, perform the “Removing a Mated Application” procedure in *Database Administration - GTT User's Guide* using the **SEAS** `FLOW-THRU` command with the **EAGLE** commands.

If the Flexible **GTT Load Sharing** feature is enabled, only entries in the default **MAP** set are displayed from the **SEAS** terminal. Performing this procedure removes only mated application entries in the default **MAP** set. To remove entries from a **MAP** set other than the default **MAP** set, perform the “Removing a Mated Application” procedure in *Database Administration - GTT User's Guide* using the **SEAS** `FLOW-THRU` command with the **EAGLE** commands.

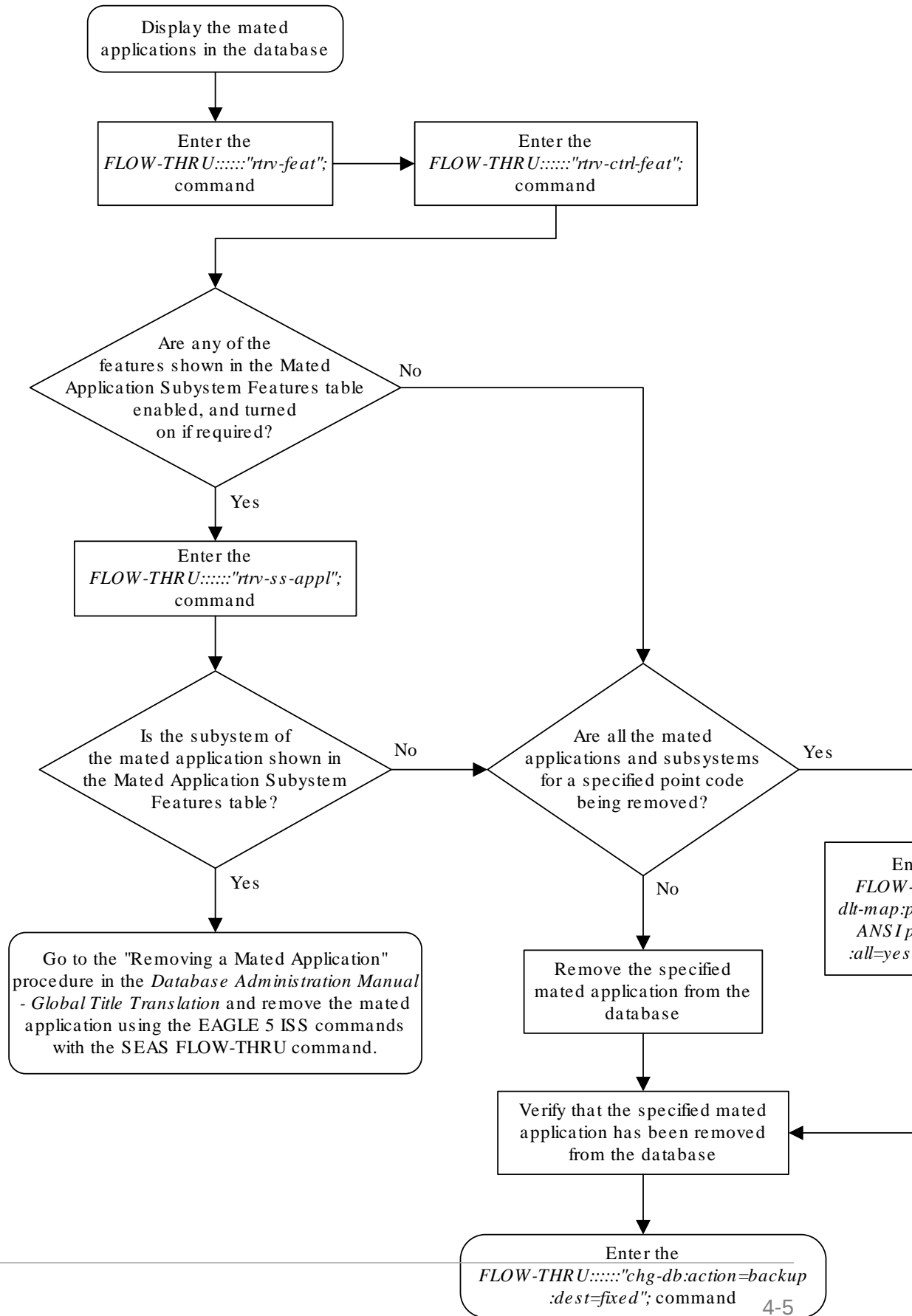
The output from the **EAGLE** command `rtrv-ctrl-feat` shows whether or not the Flexible **GTT Load Sharing** feature is enabled.

The **EAGLE**'s point code and subsystem can be assigned to the mated application. If the mated application contains **EAGLE**'s point code and the subsystem shown in [Table 4-1](#), perform the “Removing a Mated Application” procedure in *Database Administration - GTT User's Guide* using the **SEAS** `FLOW-THRU` command with the **EAGLE** commands.

Table 4-1 Mated Application Subsystem Features

Feature	Feature Status	Subsystem
INP	Enabled and Turned On	INP
ANSI-41 INP Query	Enabled and Turned On	INP
EIR	Enabled and Turned On	EIR
V-FLEX	Enabled and Turned On	V-FLEX
ATINP	Enabled	ATINPQ
LNP	Enabled	LNP
ANSI41 AIQ	Enabled	AIQ

Figure 4-2 Removing a Mated Application



4.3 Changing a Mated Application

This procedure is used to change an existing mated application in the database. The only parameters that can be specified in this procedure are the primary point code, primary subsystem number, mate point code, and mate subsystem number. The EAGLE relative cost parameters cannot be specified in this procedure. When the mated application is added to the database with this procedure, the relative cost value for the primary point code and subsystem is defaulted to 10. The relative cost value for the mate point code and subsystem is defaulted to 50. This creates a dominant mated application with two entries.

If you wish to use the `pci`, `pcn`, `pcn24`, `mpci`, `mpcn`, `mpcn24`, `srn`, `grp`, `mrc`, `rc`, `materc`, `sso`, `mapset`, `eswt`, `wt`, `mwt`, `grpwt`, `thr`, `mrnset`, or `mrnpc` parameters of the EAGLE's `chg-map` command, or if the subsystem assigned to the mated application is the **LNP**, **EIR**, **V-Flex**, **ATINPQ**, **AIQ**, or **INP** subsystem, perform any of the procedures from *Database Administration - GTT User's Guide* that are shown in [Table 4-2](#) using the SEAS `FLOW-THRU` command with the EAGLE commands.

Table 4-2 EAGLE Changing a Mated Application Procedures

Changing the Attributes of a Mated Application
Changing the Mated Application Type
Changing the Weight and In-Service Threshold Values of a Mated Application
Changing the MRNSET and MRN Point Code Values of MAP Entries

If you plan to change the existing MAP group to another type of MAP group, perform the Changing the Mated Application Type procedure in *Database Administration - GTT User's Guide* using the SEAS `FLOW-THRU` command with the EAGLE commands.

The mate point code cannot be changed to the EAGLE's true point code.

This procedure uses the EAGLE commands `chg-db` and `rtrv-dstn`. For more information about changing a mated application, refer to the procedures from *Database Administration - GTT User's Guide* that are shown in [Table 4-2](#) on this procedure, see "Changing a Mated Application" in *Database Administration - GTT User's Guide*.

No new entries can be added to a mated application group with this procedure. Mated application groups in the EAGLE database can contain up to 32 eight entries, the primary point code, and up to 31 seven mate point codes. SEAS allows the user to configure only two entries for each **MAP** group. To add more entries to the MAP group, up to 30 six, perform one of the "Provisioning a **Mated Application**" procedures in *Database Administration - GTT User's Guide* using the SEAS `FLOW-THRU` command with the EAGLE commands. The `rc` and `materc` parameters must be specified with the EAGLE's `chg-map` command. The maximum number of mated application entries that can be provisioned in the EAGLE is 1024, 2000, or 3000, depending on the quantity that is enabled.

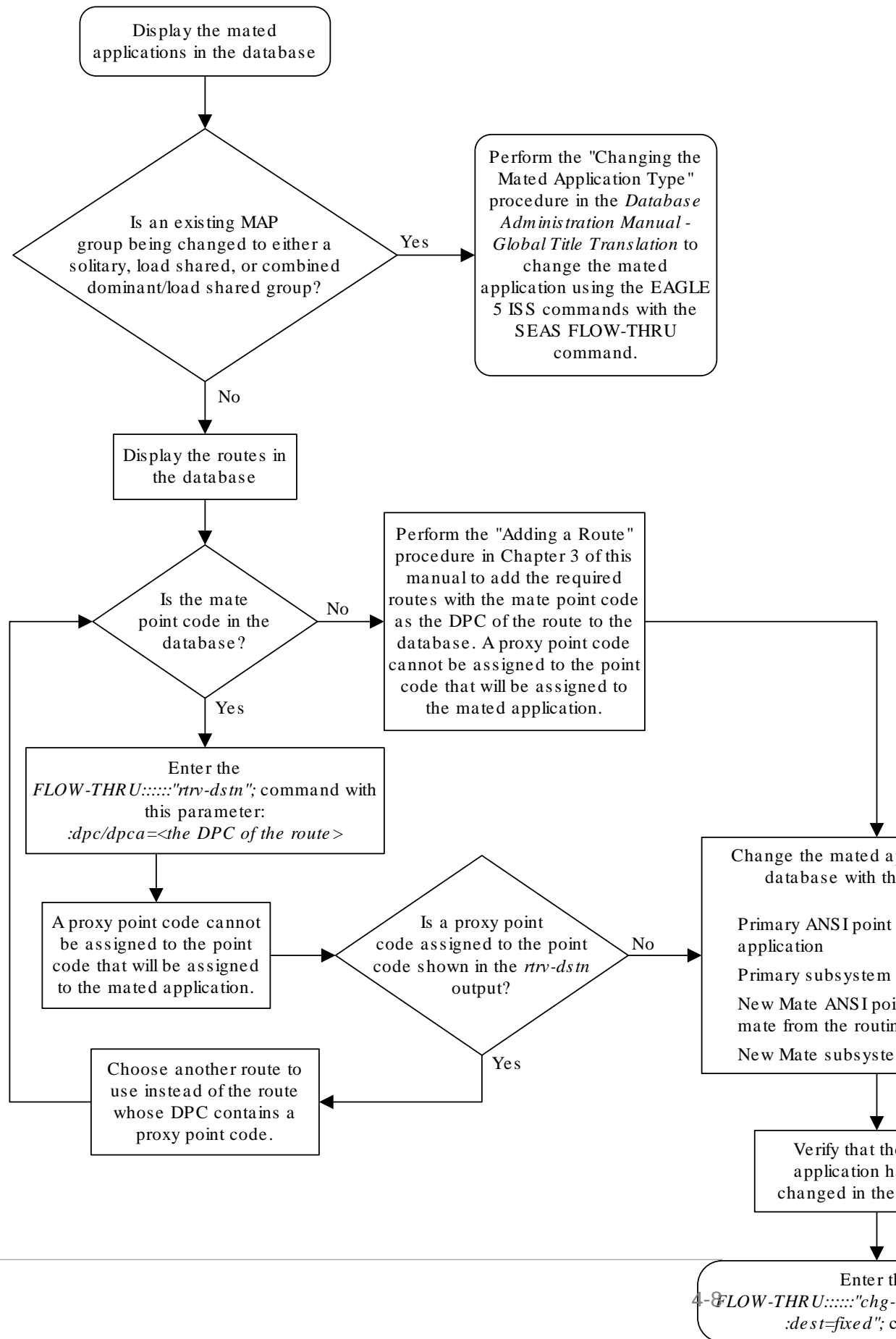
If the Flexible GTT Load Sharing feature is enabled, only entries in the default MAP set are displayed from the SEAS terminal. Performing this procedure changes only mated application entries in the default MAP set. To change entries in a MAP set other than the default MAP set, perform any of the procedures from *Database Administration*

- *GTT User's Guide* that are shown in [Table 4-2](#) using the `SEAS FLOW-THRU` command with the EAGLE commands

The output from the EAGLE command `rtrv-ctrl-feat` shows whether or not the Flexible GTT Load Sharing feature is enabled.

A proxy point code cannot be assigned to any point code that will be assigned to a mated application.

Figure 4-3 Changing a Mated Application



4.4 Adding a Global Title Translation

This procedure is used to add a global title translation to the database. This procedure uses the **EAGLE** commands `rtrv-ctrl-feat`, `rtrv-feat`, `chg-feat`, `rtrv-card`, `rtrv-tt`, `rtrv-gtt`, `rtrv-dstn`, `rtrv-gttsel`, and `chg-db`. For more information on this procedure, see “Adding a Global Title Translation” in *Database Administration - GTT User's Guide*.

The following parameters of the **EAGLE**'s `ent-gtt` command are not supported by **SEAS**: `typei`, `typeis`, `typen`, `typens`, `typen24`, `pci`, `pcn`, `pcn24`, `ttn`, `xlat`, `gtmodid`, `force`, `mrnset`, `mapset`, `loopset`, or `cggtmod`.

SEAS does not support hexadecimal digits as the value of the global title address parameter. If you wish to use any of these parameters, or use hexadecimal digits as the value for the global title address parameter, perform the “Adding a **Global Title Translation**” procedure in *Database Administration - GTT User's Guide* using the **SEAS**`FLOW-THRU` command with the **EAGLE** commands.

If the Flexible **GTT Load Sharing** feature is enabled, shown by the `MRNSET` field in the **EAGLE**`rtrv-gtt` output, and the routing indicator of the global title translation is `G` (the **EAGLE** value `GT`), by default, the global title translation is assigned to the default **MRN** set. To assign the global title translation to an **MRN** set other than the default **MRN** set, perform the “Adding a **Global Title Translation**” procedure in *Database Administration - GTT User's Guide* using the **SEAS**`FLOW-THRU` command with the **EAGLE** commands.

If the Flexible **GTT Load Sharing** feature is enabled, shown by the `MAPSET` field in the **EAGLE**`rtrv-gtt` output, and the routing indicator of the global title translation is `D` (the **EAGLE** value `SSN`), by default, the global title translation is assigned to the default **MAP** set. To assign the global title translation to a **MAP** set other than the default **MAP** set, perform the “Adding a **Global Title Translation**” procedure in *Database Administration - GTT User's Guide* using the **SEAS**`FLOW-THRU` command with the **EAGLE** commands.

The **EAGLE** `XLAT` parameter does not have a **SEAS** equivalent. When global title translations are configured at the **SEAS** interface, the values for the **SEAS** parameters `RI`, `DPC`, and `SSN`, all mandatory parameters for the **SEAS**`ADD-GTT` and **SEAS**`CHG-GTT` commands, are converted to the **EAGLE** parameters and values shown in [Table 4-3](#).

The `RC` parameter of the **SEAS**`ADD-GTT` command is not supported by the **EAGLE**. While the `RC` parameter must be specified with the **SEAS**`ADD-GTT` command, the `RC` parameter is discarded when the **SEAS**`ADD-GTT` command is processed by the **EAGLE**.

A proxy point code cannot be assigned to any point code that will be assigned to a global title translation.

Table 4-3 SEAS and EAGLE Global Title Translation Parameter Conversion

RI SEAS GTT Parameter	DPC SEAS GTT Parameter	SSN SEAS GTT Parameter	XLAT EAGLE GTT Parameter	RI EAGLE GTT Parameter	PC/PCA EAGLE GTT Parameter	SSN EAGLE GTT Parameter
G	xxx-xxx-xxx	000	DPC	GT	xxx-xxx-xxx	Not Specified
D	xxx-xxx-xxx	002-255	DPCSSN	SSN	xxx-xxx-xxx	002-255

Table 4-3 (Cont.) SEAS and EAGLE Global Title Translation Parameter Conversion

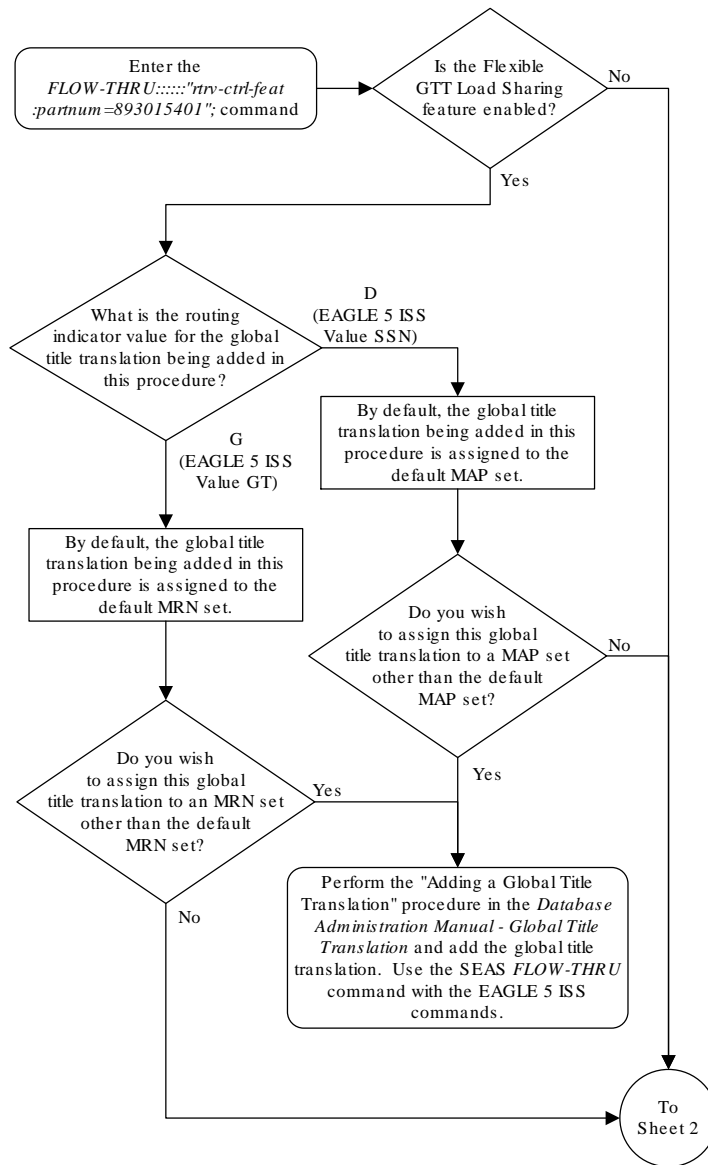
RI SEAS GTT Parameter	DPC SEAS GTT Parameter	SSN SEAS GTT Parameter	XLAT EAGLE GTT Parameter	RI EAGLE GTT Parameter	PC/PCA EAGLE GTT Parameter	SSN EAGLE GTT Parameter
G	xxx-xxx-xxx	002-255	DPCSSN	GT	xxx-xxx-xxx	002-255
D	xxx-xxx-xxx	000	DPC	SSN	xxx-xxx-xxx	Not Specified*

* The **MSU** being translated already contains the subsystem number. The **DPC** is translated and replaced, and the existing subsystem number in the **MSU** is unchanged and routed based on the new **DPC** and the existing subsystem number.

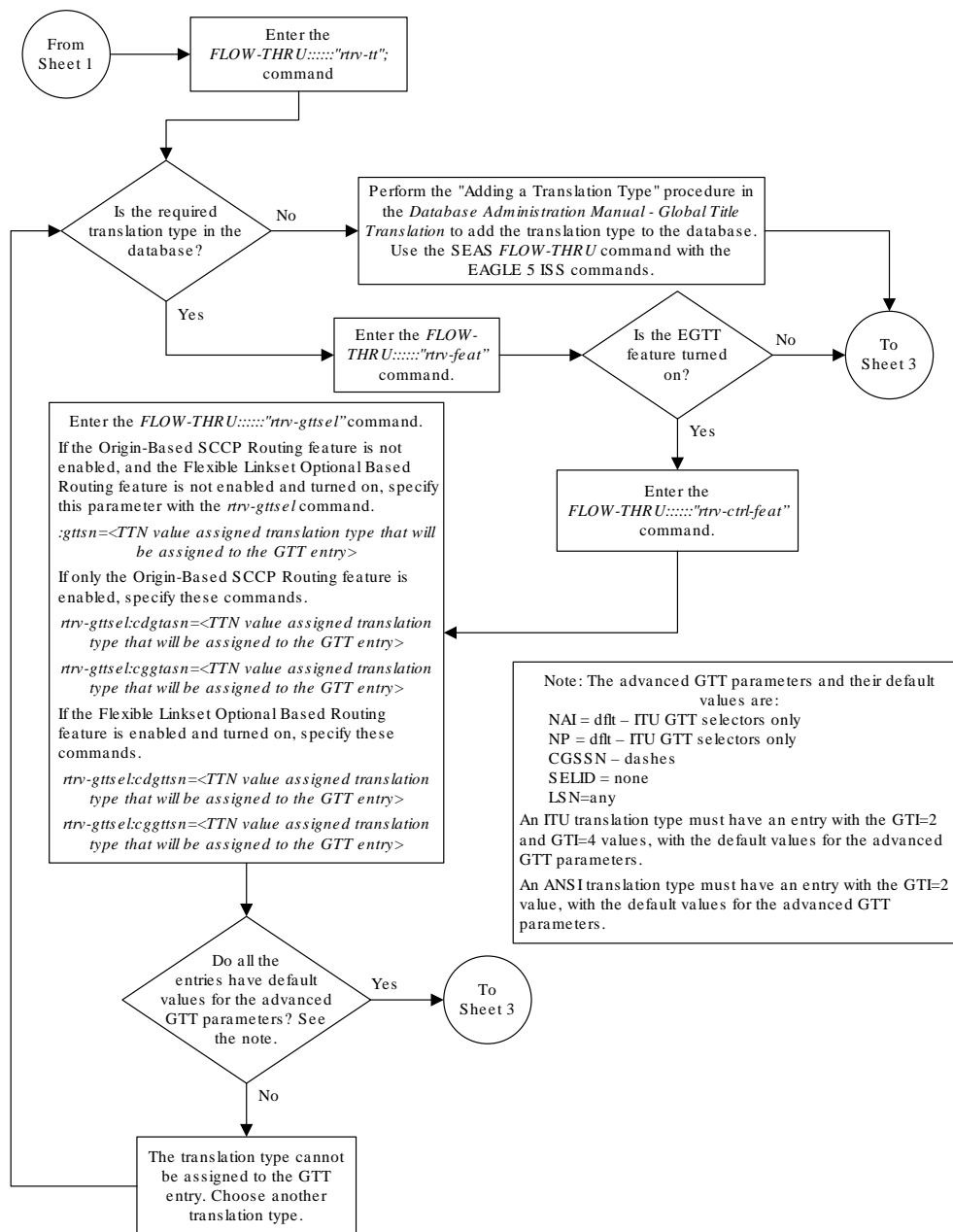
General Notes:

- The **SEAS_{RI=G}** parameter denotes global title routing, further global title translation is required.
- The **SEAS_{RI=D}** parameter denotes **DPC** routing, no further global title translation is required.
- The **EAGLE_{RI=GT}** parameter denotes further global title translation is required and uses **MTP** routing.
- The **EAGLE_{RI=SSN}** parameter denotes final global title translation and uses **MAP** routing.
- The **EAGLE_{XLAT=DPC}** parameter indicates that the **DPC & RI** values in the **MSU** are to be replaced.
- The **EAGLE_{XLAT=DPCSSN}** parameter indicates that the **DPC, RI, & SSN** values in the **MSU** are to be replaced.
- The **EAGLE_{XLAT=DPCNGT}** parameter indicates that the **DPC, RI, & TT** values in the **MSU** are to be replaced.

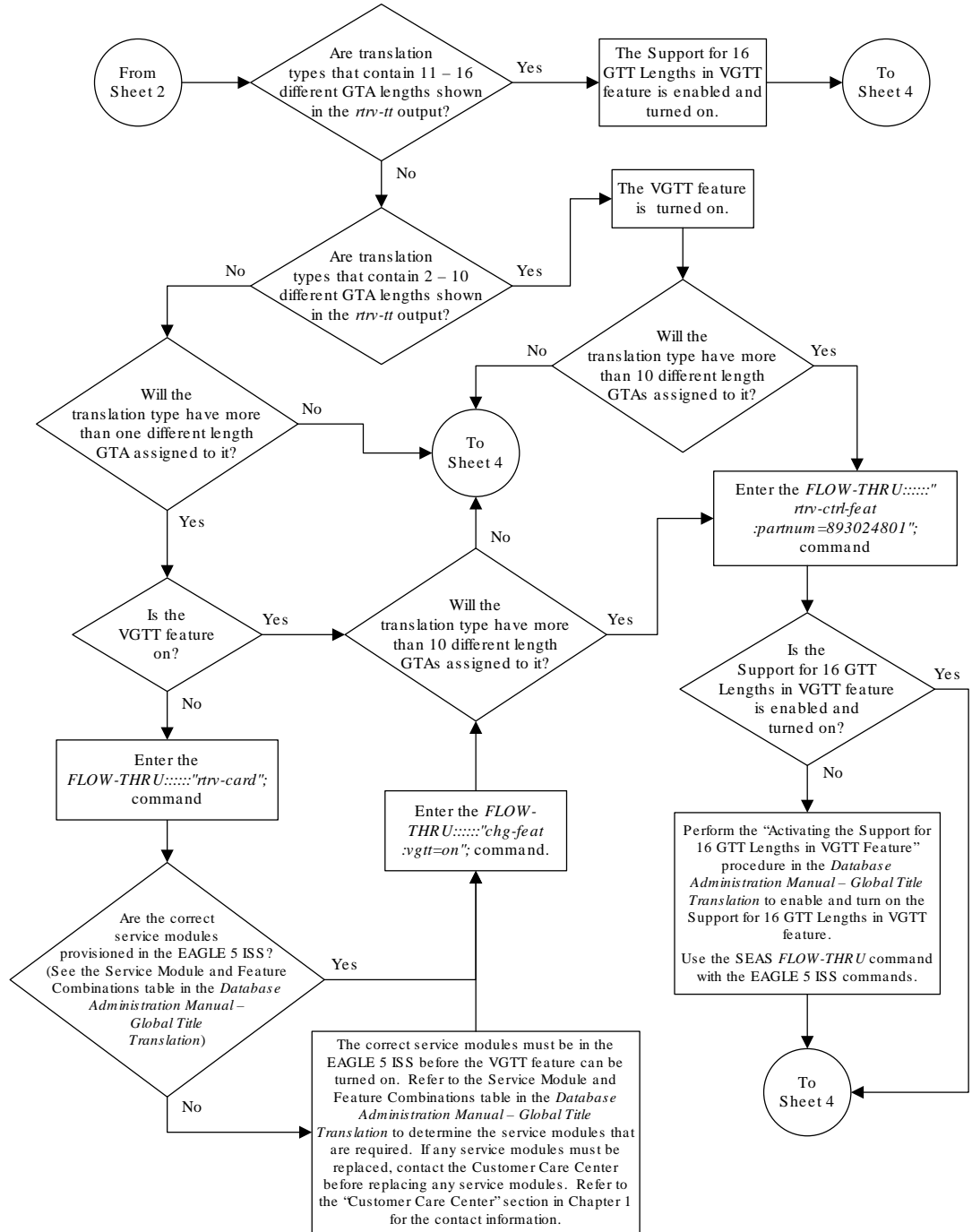
Figure 4-4 Adding a Global Title Translation



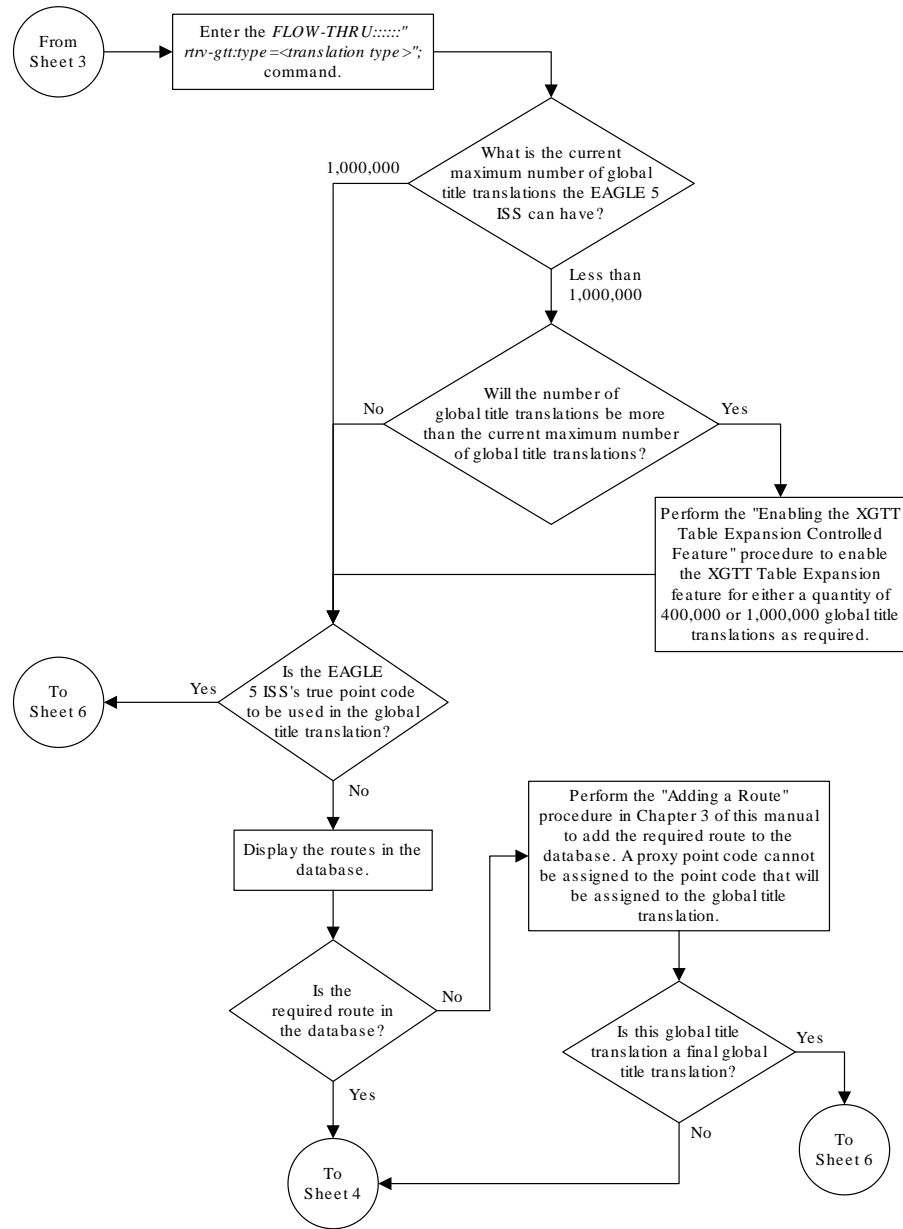
Sheet 1 of 6

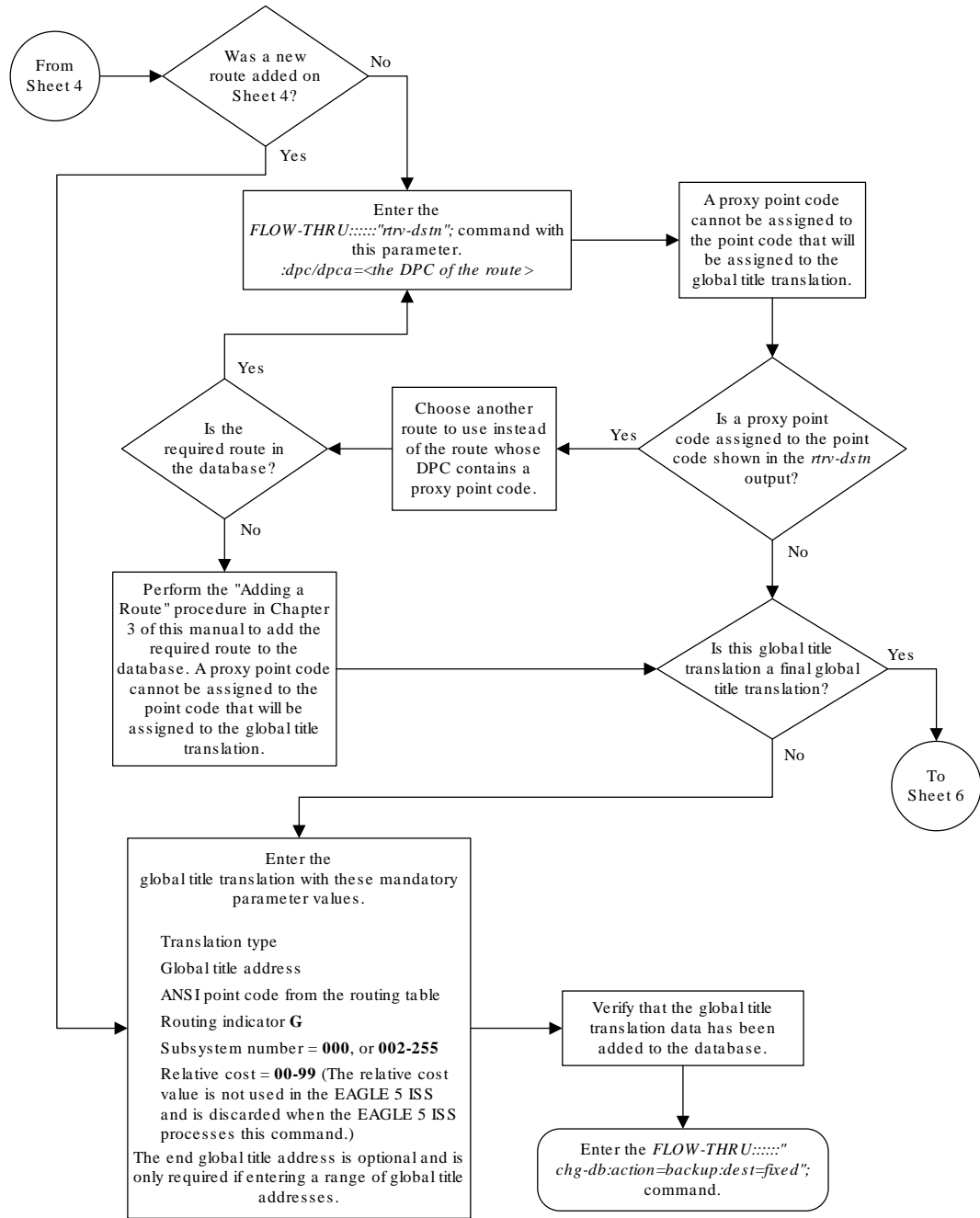


Sheet 2 of 6

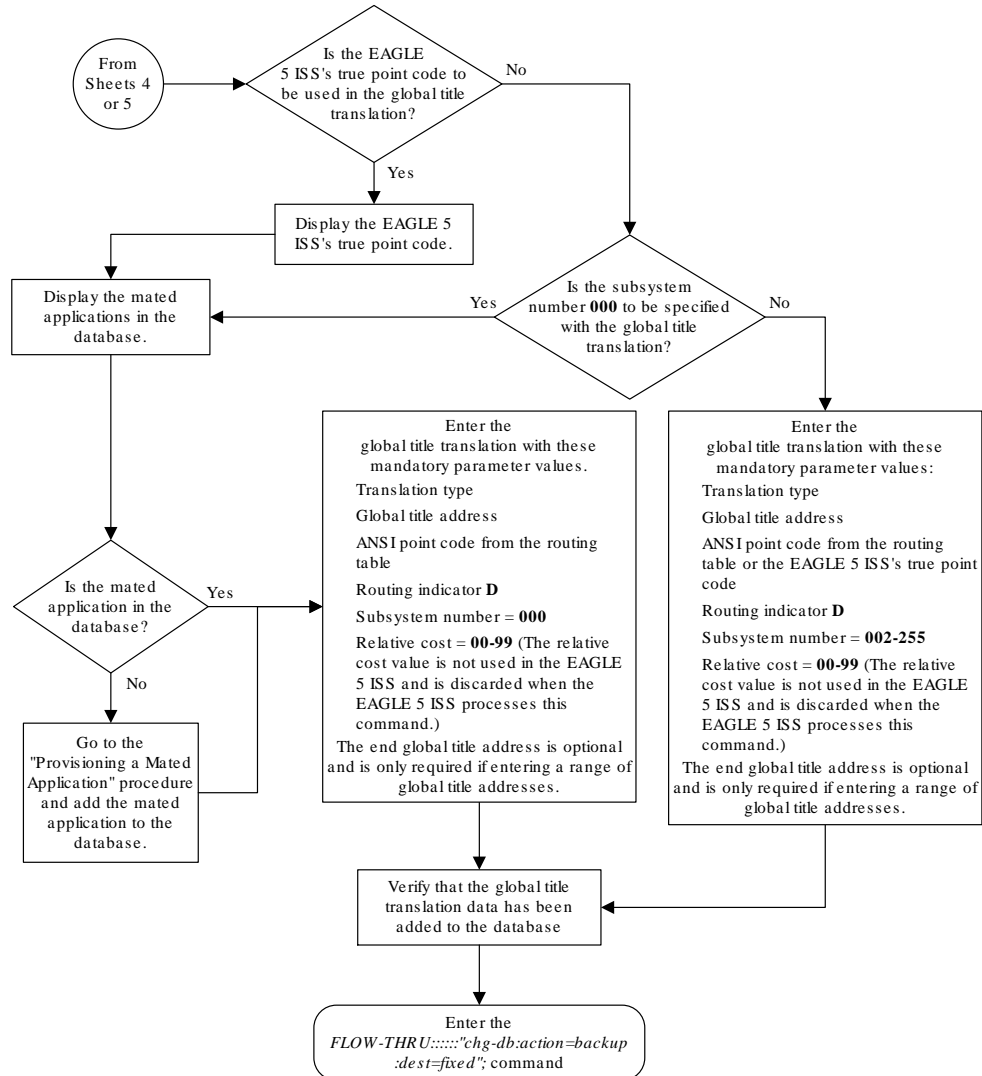


Sheet 3 of 6





Sheet 5 of 6



Sheet 6 of 6

4.5 Removing a Global Title Translation

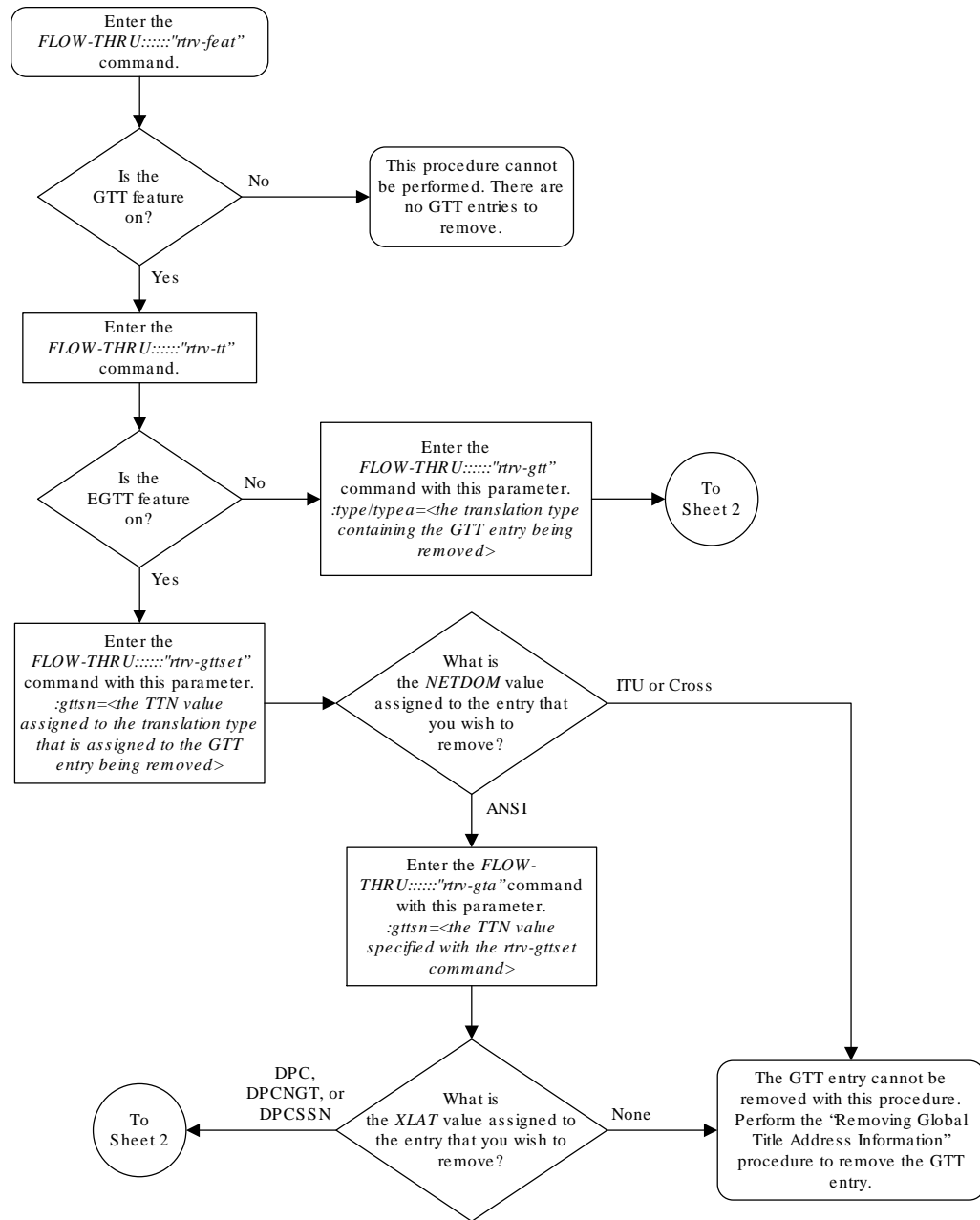
This procedure is used to remove a global title translation from the database. This procedure uses the EAGLE commands `rtrv-tt`, `rtrv-gtt`, `rtrv-feat`, `rtrv-gttset`, `rtrv-gta`, `rtrv-gttapath`, and `chg-db`. For more information on this procedure, see “Removing a Global Title Translation” in *Database Administration - GTT User's Guide*.

If you wish to use the `typei`, `typeis`, `typen`, `typens`, `typen24`, or `ttn` parameter of the EAGLE's `dlt-gtt` command, perform the “Removing a Global Title Translation” procedure in *Database Administration - GTT User's Guide* using the **SEAS** `FLOW-THRU` command with the EAGLE commands.

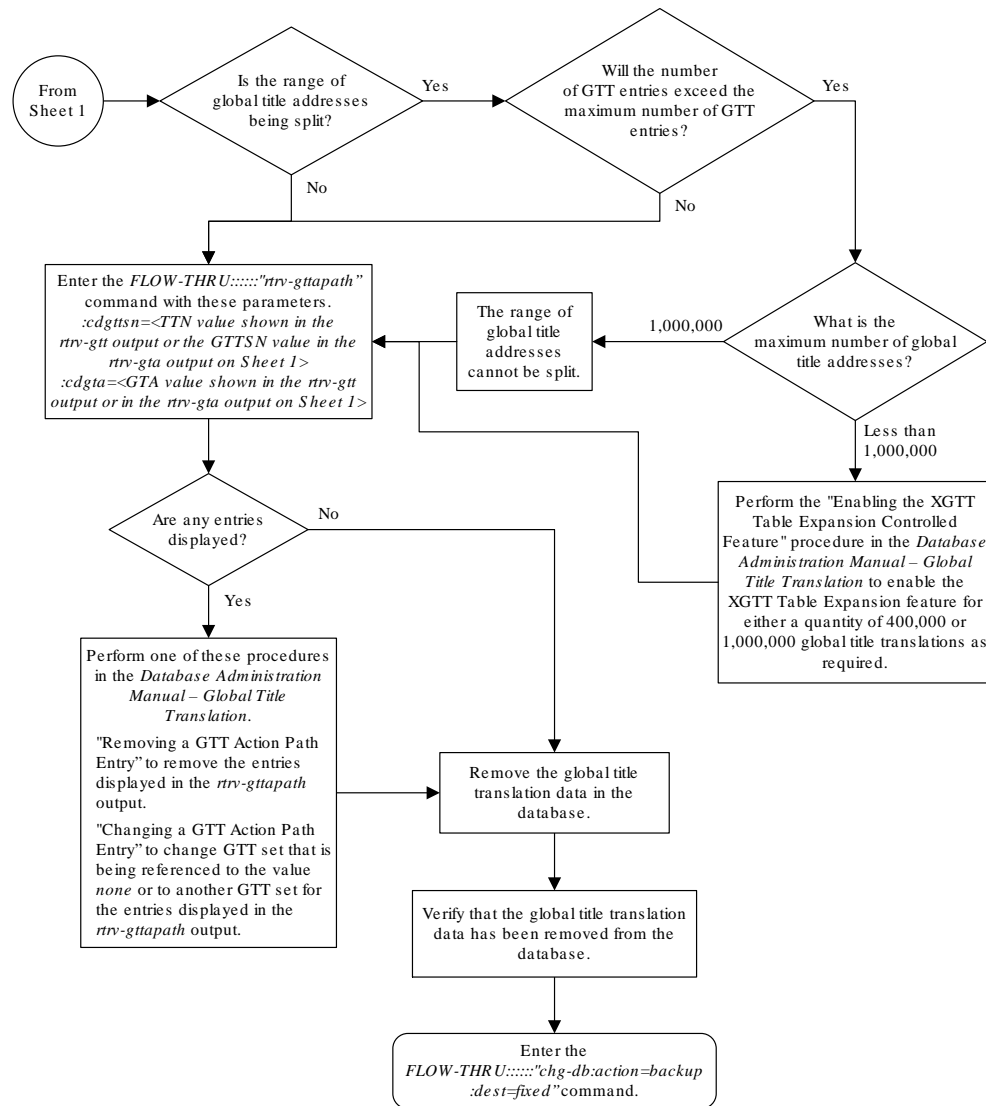
The `DPC` and `SSN` parameters of the **SEAS** `DLT-GTT` command are not supported by the EAGLE. While these parameters must be specified with the **SEAS** `DLT-GTT`

command, these parameters are discarded when the **SEAS** DLT-GTT command is processed by the **EAGLE**.

Figure 4-5 Removing a Global Title Translation from the SEAS Terminal



Sheet 1 of 2



Sheet 2 of 2

4.6 Changing a Global Title Translation

This procedure is used to change an existing global title translation in the database. This procedure uses the EAGLE commands `rtrv-gtt`, `rtrv-mrn`, `rtrv-map`, `rtrv-tt`, `rtrv-dstn`, `rtrv-feat`, `rtrv-ctrl-feat`, `rtrv-gttsel`, and `chg-db`. For more information on this procedure, see “Changing a Global Title Translation” in *Database Administration - GTT User's Guide*.

The following parameters of the EAGLE's `chg-gtt` command are not supported by **SEAS**: `type1`, `typeis`, `typen`, `typens`, `typen24`, `pci`, `pcn`, `pcn24`, `ttn`, `xlat`, `gtmodid`, `force`, `mrnset`, `mapset`, `split`, `loopset`, or `cggtmod`. SEAS does not support hexadecimal digits as the value of the global title address parameter. If you wish to use any of these parameters or use hexadecimal digits as the value for the global title address parameter, perform the “Changing a

Global Title Translation” procedure in *Database Administration - GTT User's Guide* using the SEAS FLOW-THRU command with the EAGLE commands.

If the Flexible **GTT Load Sharing** feature is enabled, shown by the MRNSET field in the EAGLE rtrv-gtt output, and the routing indicator of the global title translation is G (the EAGLE value GT), the global title translation can be changed in this procedure only if the global title translation is assigned to the default MRN set. All the attributes of the global title translation can be changed except for the following:

- The **MRNSET** value cannot be changed.
- The routing indicator value cannot be changed.
- If the point code is changed, the new point code must be assigned to the default MRN set.

If the Flexible GTT Load Sharing feature is enabled, shown by the MAPSET field in the EAGLE rtrv-gtt output, and the routing indicator of the global title translation is D (the EAGLE value SSN), the global title translation can be changed in this procedure only if the global title translation is assigned to the default MAP set. All the attributes of the global title translation can be changed except for the following:

- The **MAPSET** value cannot be changed.
- The routing indicator value cannot be changed.
- If the point code is changed, the new point code must be assigned to the default MAP set.

The EAGLE XLAT parameter does not have a SEAS equivalent. When global title translations are configured at the SEAS interface, the values for the SEAS parameters RI, DPC, and SSN, all mandatory parameters for the SEAS ADD-GTT and CHG-GTT commands, are converted to the EAGLE parameters and values shown in [Table 4-4](#).

A proxy point code cannot be assigned to any point code that will be assigned to a global title translation.

Table 4-4 SEAS and EAGLE Global Title Translation Parameter Conversion

RI SEAS GTT Parame ter	DPC SEAS GTT Parameter	SSN SEAS GTT Parame ter	XLAT EAGLE GTT Parameter	RI EAGLE GTT Parame ter	PC/PCA EAGLE GTT Parameter	SSN EAGLE GTT Parameter
G	xxx-xxx-xxx	000	DPC	GT	xxx-xxx-xxx	Not Specified
D	xxx-xxx-xxx	002-255	DPCSSN	SSN	xxx-xxx-xxx	002-255
G	xxx-xxx-xxx	002-255	DPCSSN	GT	xxx-xxx-xxx	002-255
D	xxx-xxx-xxx	000	DPC	SSN	xxx-xxx-xxx	Not Specified*

Table 4-4 (Cont.) SEAS and EAGLE Global Title Translation Parameter Conversion

RI SEAS GTT Parame ter	DPC SEAS GTT Parameter	SSN SEAS GTT Paramete r	XLAT EAGLE GTT Parameter	RI EAGLE GTT Parame ter	PC/PCA EAGLE GTT Parameter	SSN EAGLE GTT Parameter
------------------------------------	------------------------------	-------------------------------------	--------------------------------	-------------------------------------	----------------------------------	-------------------------------

* The **MSU** being translated already contains the subsystem number. The DPC is translated and replaced, and the existing subsystem number in the MSU is unchanged and routed based on the new DPC and the existing subsystem number.

General Notes:

- The SEAS RI=G parameter denotes global title routing, further global title translation is required.
- The SEAS RI=D parameter denotes DPC routing, no further global title translation is required.
- The EAGLE RI=GT parameter denotes further global title translation is required and uses **MTP** routing.
- The EAGLE RI=SSN parameter denotes final global title translation and uses MAP routing.
- The EAGLE XLAT=DPC parameter indicates that the DPC & RI values in the MSU are to be replaced.
- The EAGLE XLAT=DPCSSN parameter indicates that the DPC, RI, & SSN values in the MSU are to be replaced.
- The EAGLE XLAT=DPCNGT parameter indicates that the DPC, RI, & TT values in the MSU are to be replaced.

The DPC, SSN and NRC parameters of the SEAS CHG-GTT command are not supported by the EAGLE. While these parameters must be specified with the SEAS CHG-GTT command, these parameters are discarded when the SEAS CHG-GTT command is processed by the EAGLE.

The range of global title addresses assigned to a global title translation can be extended or reduced to create a new range of global title addresses. The range can be extended so long as the new range of global title addresses does not overlap an existing range of global title addresses. The range can be reduced so long as the new end global title address parameter value is not smaller than the global title address parameter value.

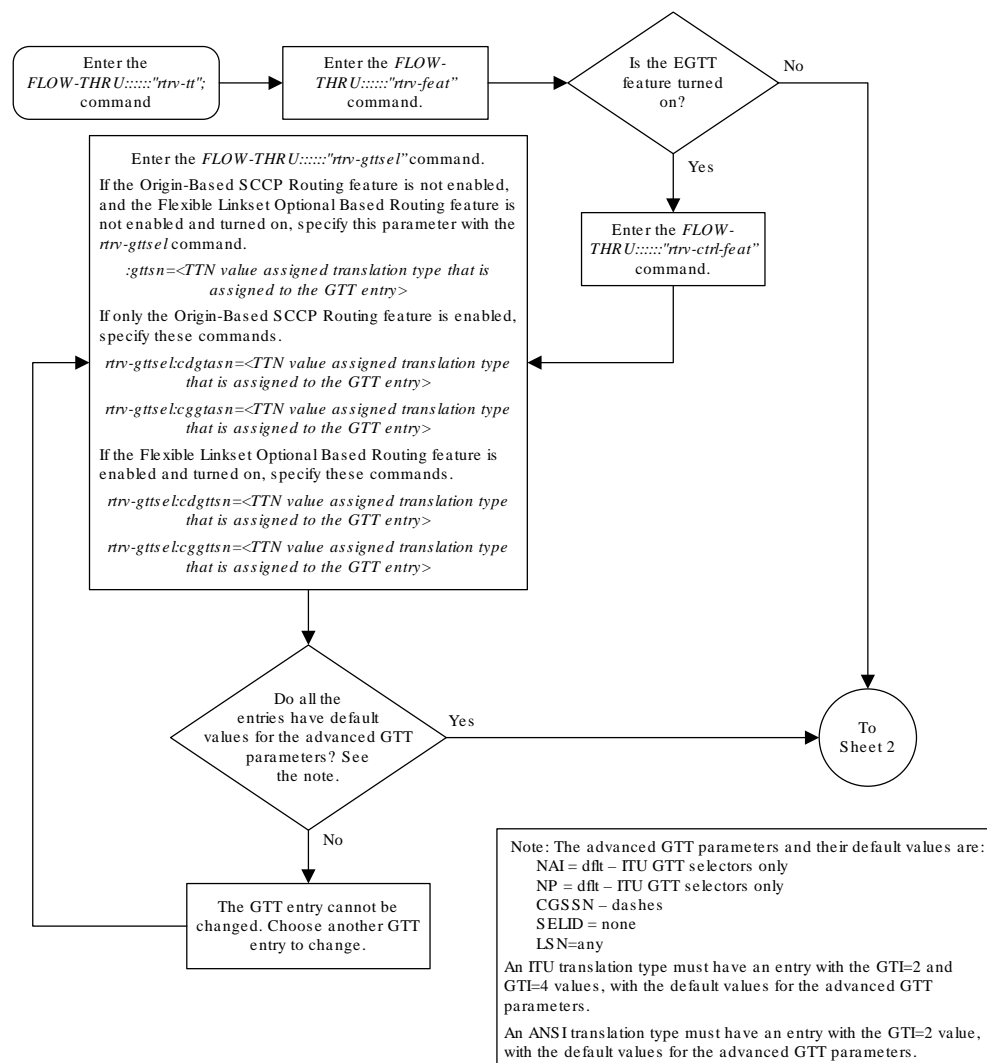
For example, a global title translation contains this range of global title addresses: 9194600000 - 9194603000. The range of global title addresses can be extended to 9194604500 by specifying an end global title address value of 9194604500 parameter with the SEAS CHG-GTT command. However, if another range of global title addresses begins with the value 9194604000, the end global title address value of 9194604500 cannot be specified with the SEAS CHG-GTT command as the new range created with the end global title address value of 9194604500 would overlap the range of global title addresses beginning with the value 9194604000. In this situation, the maximum value for the end global title address value would be 9194603999.

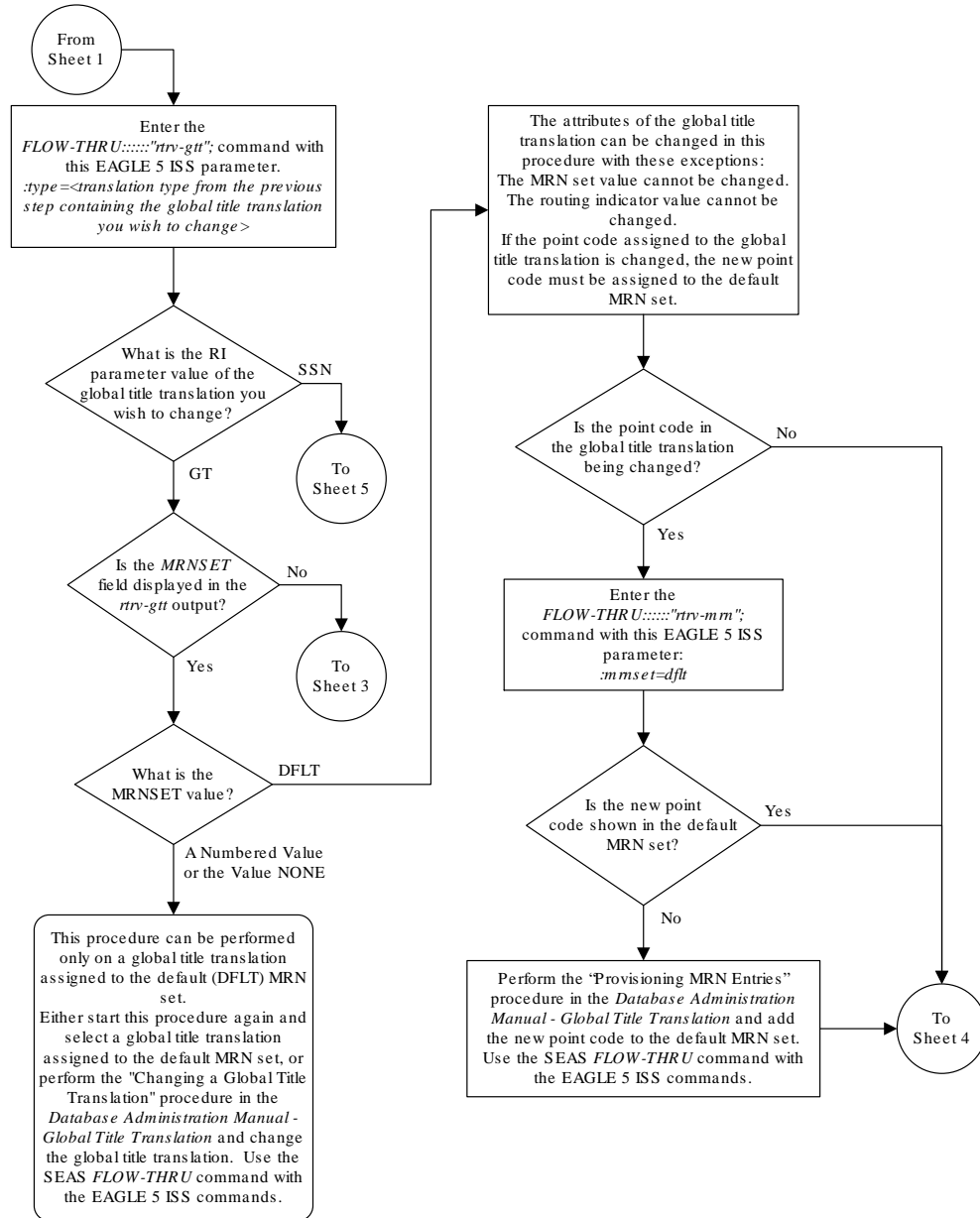
Using the same example, the range of global title addresses can be reduced to 9194600000 - 9194601500 by specifying the end global title address value of 9194601500 with the SEAS CHG-GTT command. The new range must lie inside of the original range. You cannot create the range 9194595000 - 9194600000 by specifying the end global title address value of 9194595000 parameter with the SEAS CHG-GTT command.

Caution:

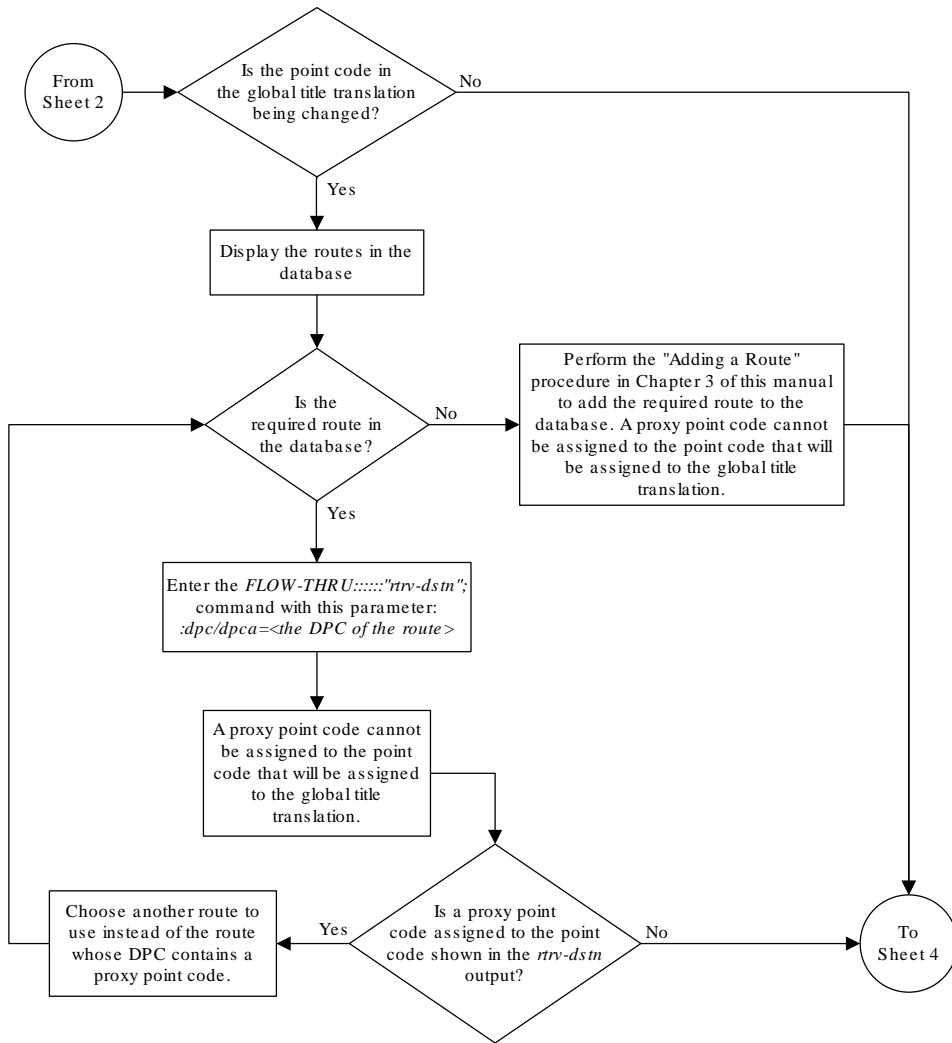
Changes to the range of global title addresses occur only if the both the global title address and end global title address parameters are specified and the values for either of these parameters, or both parameters are different from the original values in the global title translation. If the global title address and end global title address parameters are specified for the global title translation being changed, and you do not wish to change either of these values, make sure the original global title address and end global title address values are specified in the SEAS CHG-GTT command.

Figure 4-6 Changing a Global Title Translation

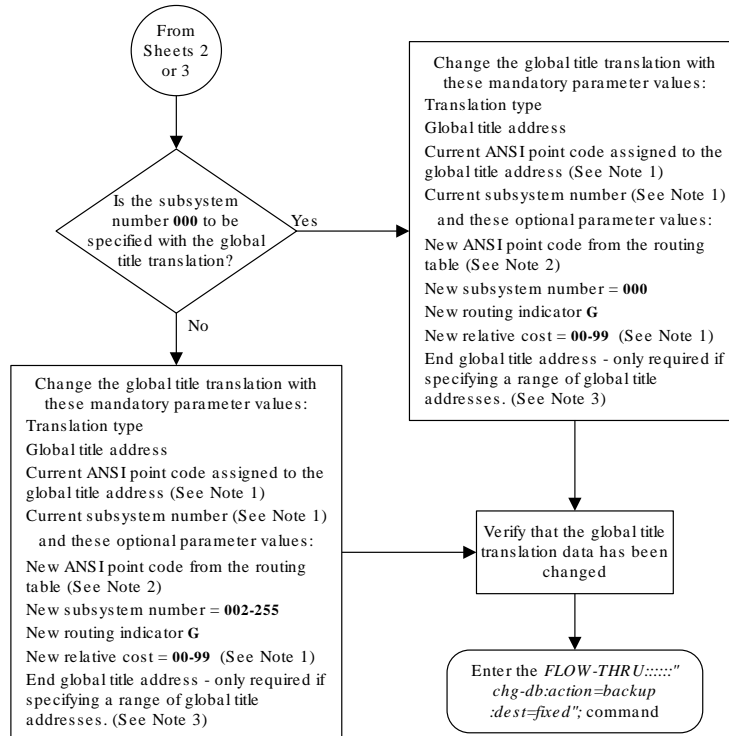




Sheet 2 of 8



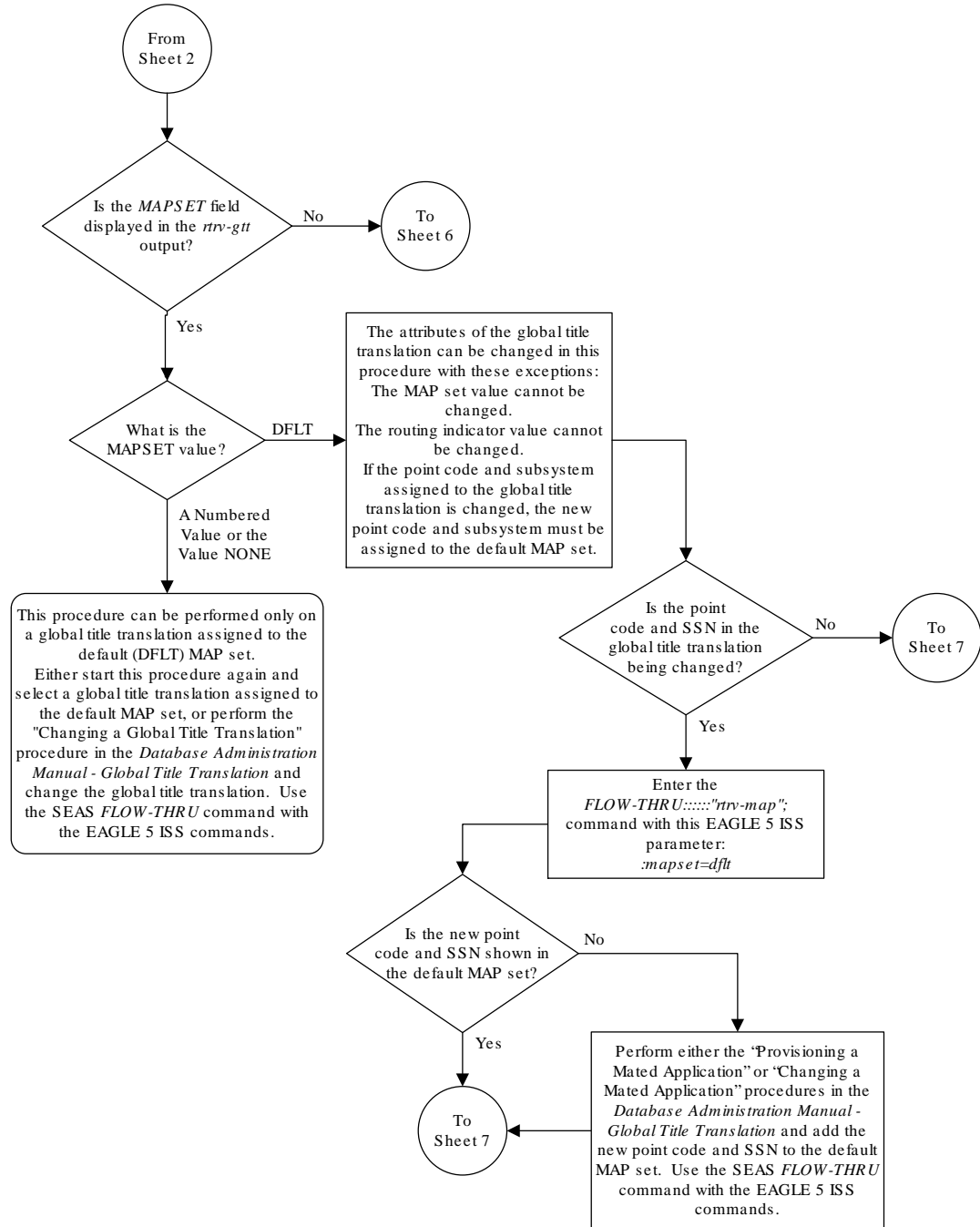
Sheet 3 of 8



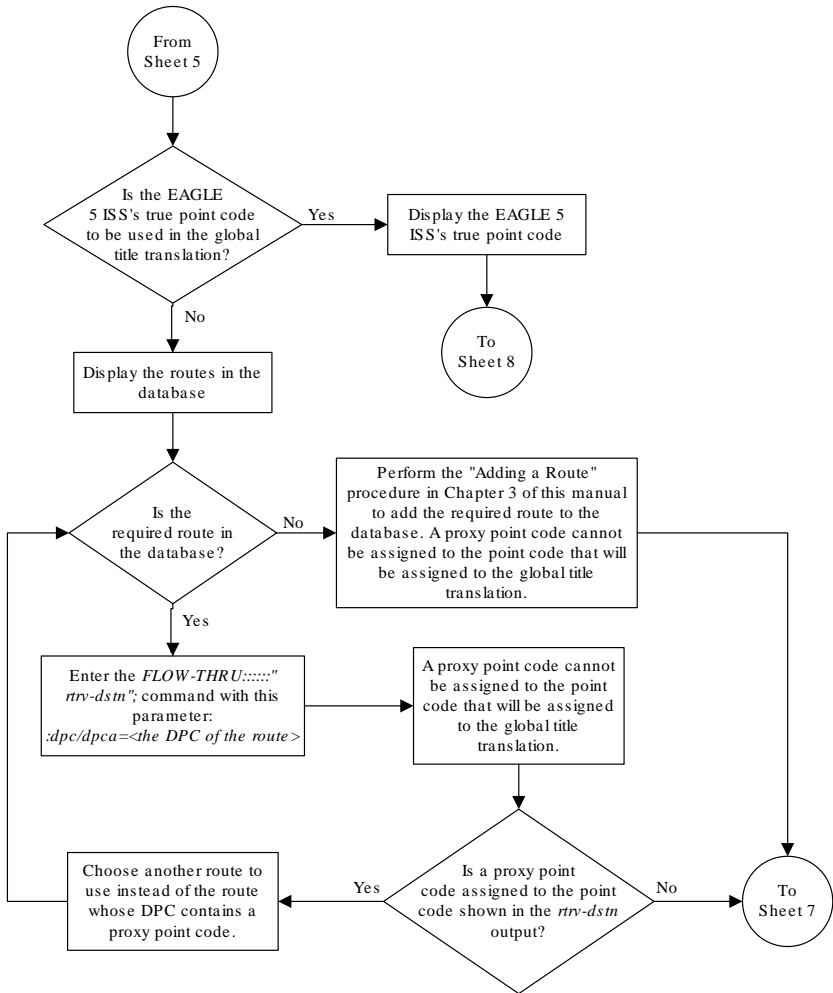
Notes:

1. The new relative cost, current point code, and current subsystem values are not used in the EAGLE 5 ISS and are discarded when the EAGLE 5 ISS processes this command.
2. If the global title translation is assigned to the default MRN set (shown in the *rtv-gt* output on Sheet 1) the new point code must be assigned to the default MRN set (shown in the *rtv-mm* output on Sheet 2). A proxy point code cannot be assigned to the new point code of the global title translation.
3. The range of global title addresses assigned to a global title translation can be extended or reduced to create a new range of global title addresses. The range can be extended so long as the new range of global title addresses does not overlap an existing range of global title addresses.

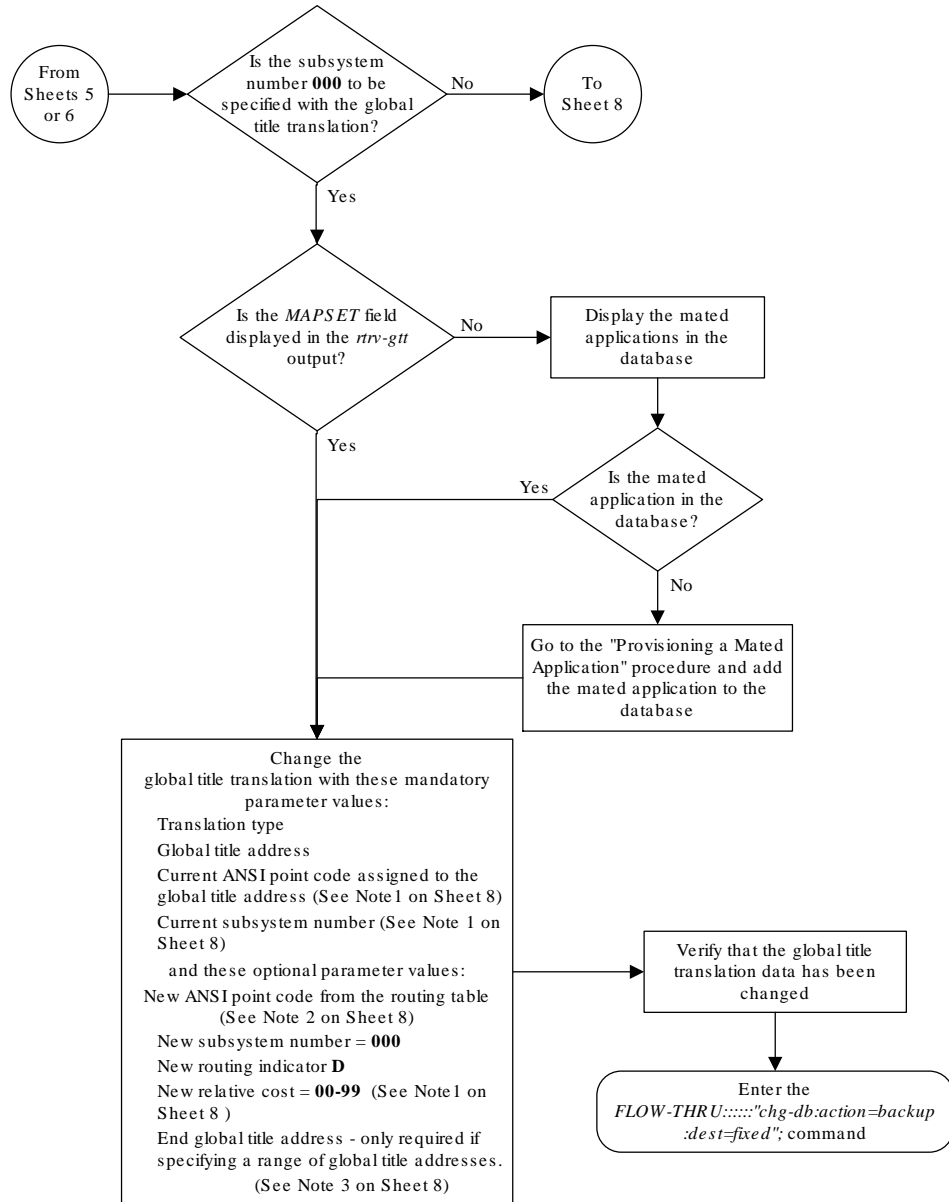
Changes to the range of global title addresses occur only if the both the global title address and end global title address parameters are specified and the values for either of these parameters, or both parameters are different from the original values in the global title translation. If the global title address and end global title address parameters are specified for the global title translation being changed, and you do not wish to change either of these values, make sure the original global title address and end global title address values are specified in the SEAS CHG-GTT command. The length of the end global title address must be the same as the length of the global title address.



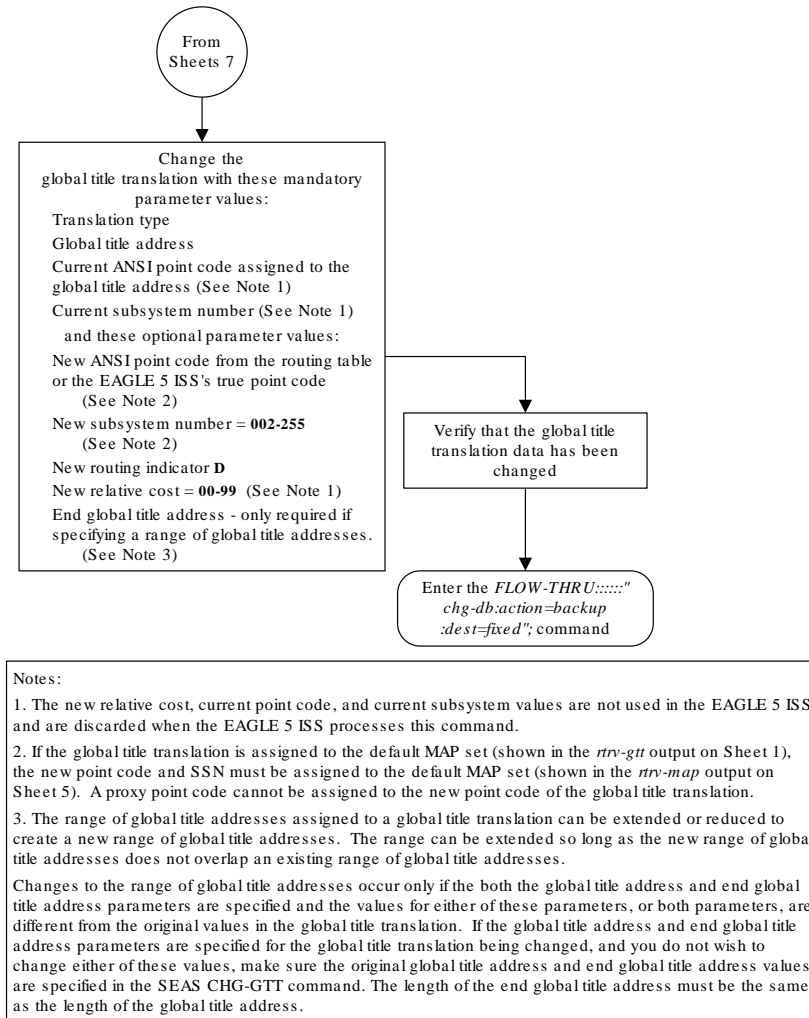
Sheet 5 of 8



Sheet 6 of 8



Sheet 7 of 8



Sheet 8 of 8

5

Gateway Screening (GWS) Configuration

Chapter 5, Gateway Screening (GWS) Configuration, describes the procedures used to administer gateway screening data.

5.1 Adding an Allowed Affected Point Code Screen

This procedure is used to add an allowed affected point code screen to the database. This procedure uses the **EAGLE** commands `rtrv-feat`, `chg-feat`, and `chg-db`. For more information on this procedure, see “Adding an Allowed **Affected Point Code** Screen” in *Database Administration - GWS User's Guide*.

Note:

Once the gateway screening feature is turned on with the `chg-feat` command, it cannot be turned off.

The gateway screening feature must be purchased before you turn the features on with the `chg-feat` command. If you are not sure whether you have purchased the gateway screening feature, contact your Oracle Sales Representative or Account Representative.

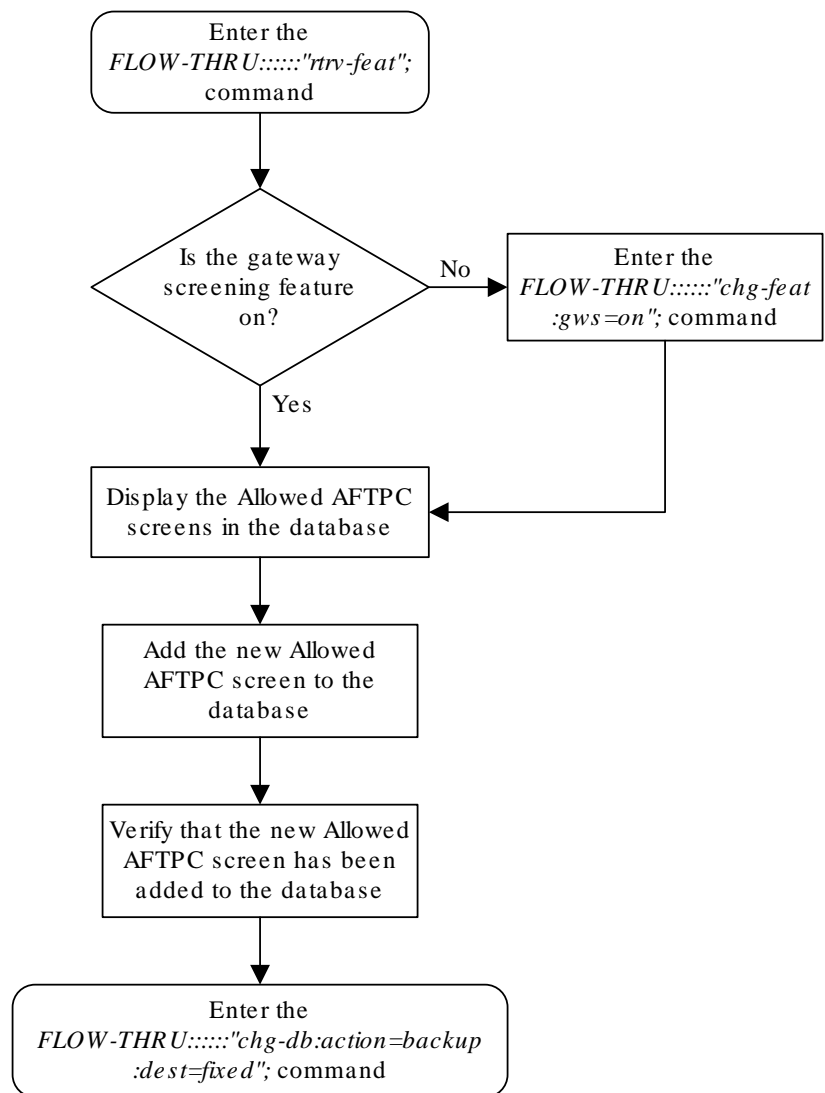
If you wish to use any of these items in adding the allowed affected point code screen to the database, perform the “Adding an Allowed **Affected Point Code** Screen” procedure in *Database Administration - GWS User's Guide* using the **SEAS** `FLOW-THRU` command with the **EAGLE** commands:

- If the allowed affected point code screen being added to the database uses **ITU-I** point codes (with or without the `pcst` parameter), 14-bit **ITU-N** point codes (with or without the `pcst` parameter), or 24-bit **ITU-N** point codes. The `pcst` parameter can be used only with **ITU-I** or 14-bit **ITU-N** point codes and cannot be used with **SEAS**.
- If gateway screening stop action sets are assigned to the allowed affected point code screen being added.

Figure 5-1 Adding an Allowed Affected Point Code Screen from the SEAS Terminal

Note:

Before executing this procedure, make sure you have purchased the gateway screening feature. If you are not sure if you have purchased the gateway screening feature, contact your Oracle Sales Representative or Account Representative.



5.2 Removing an Allowed Affected Point Code Screen

This procedure is used to remove an allowed affected point code screen from the database. This procedure uses the **EAGLE** command `chg-db`. For more information on this procedure, see "Removing an Allowed **Affected Point Code** Screen" in *Database Administration - GWS User's Guide*.

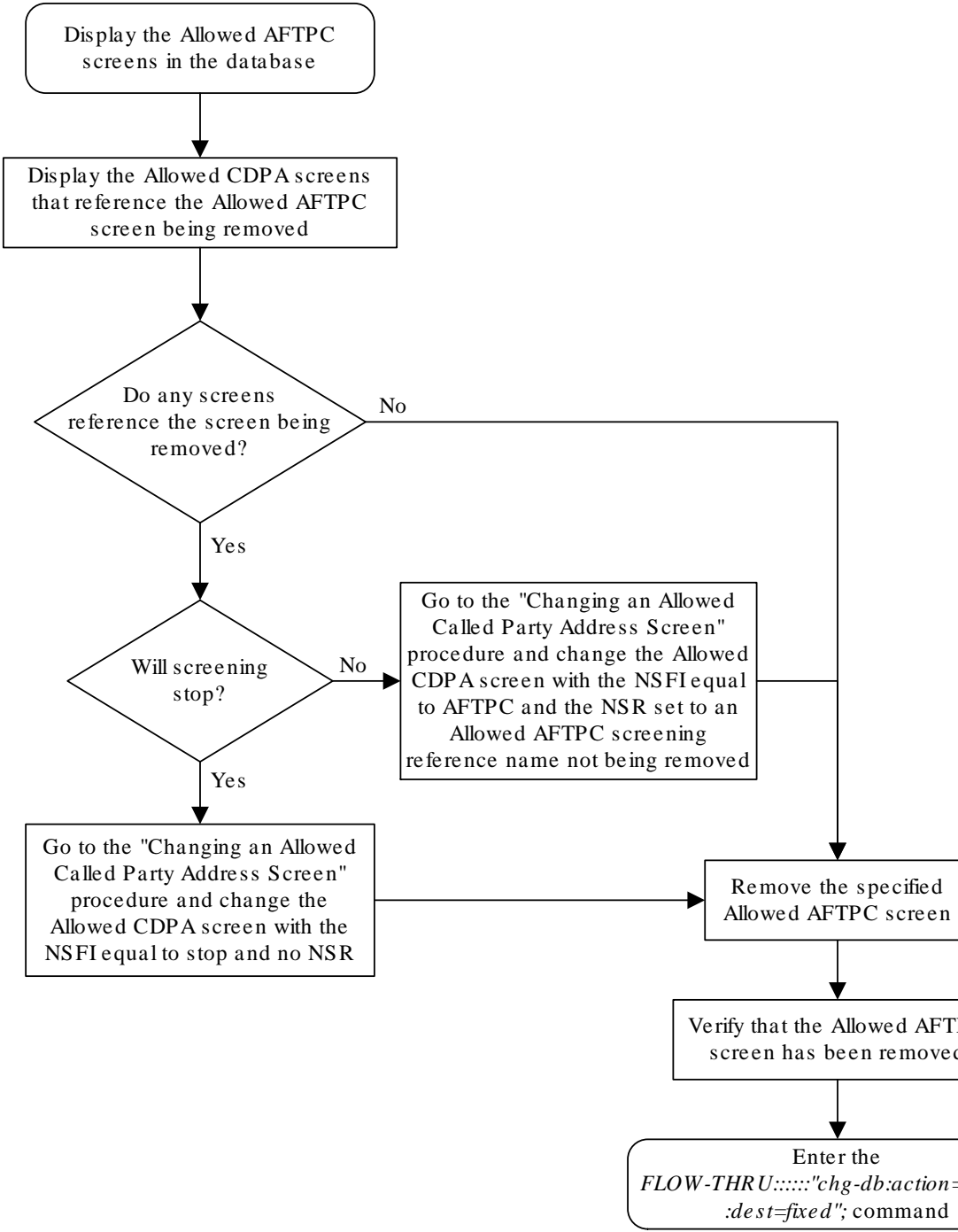
If any of the following items are used in removing the allowed affected point code screen from the database, perform the "Removing an Allowed **Affected Point Code** Screen" procedure in *Database Administration - GWS User's Guide* using the **SEAS** `FLOW-THRU` command with the **EAGLE** commands:

- If the allowed affected point code screen being removed from the database uses **ITU-I** point codes (with or without the `pcst` parameter), 14-bit **ITU-N** point codes

(with or without the `pcst` parameter), or 24-bit **ITU-N** point codes. The `pcst` parameter can be used only with **ITU-I** or 14-bit **ITU-N** point codes and cannot be used with **SEAS**.

- If gateway screening stop action sets are assigned to the screens referencing the allowed affected point code screen being removed.

Figure 5-2 Removing an Allowed Affected Point Code Screen from the SEAS Terminal



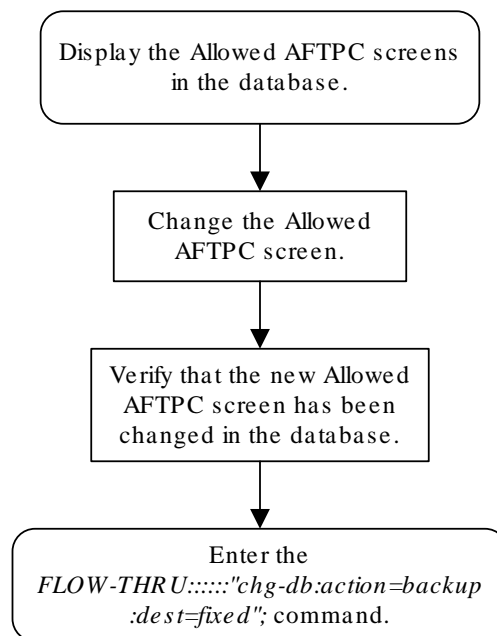
5.3 Changing an Allowed Affected Point Code Screen

This procedure is used to change an allowed affected point code screen in the database. This procedure uses the **EAGLE** command `chg-db`. For more information on this procedure, see “Changing an Allowed **Affected Point Code** Screen” in *Database Administration - GWS User's Guide*.

If any of the following items are used in changing the allowed affected point code screen in the database, perform the “Changing an Allowed **Affected Point Code** Screen” procedure in *Database Administration - GWS User's Guide* using the **SEAS** `FLOW-THRU` command with the **EAGLE** commands:

- If the allowed affected point code screen being changed in the database uses **ITU-I** point codes (with or without the `pcst` or `npcst` parameters), 14-bit **ITU-N** point codes (with or without the `pcst` or `npcst` parameters), or 24-bit **ITU-N** point codes. The `pcst` and `npcst` parameters can be used only with **ITU-I** or 14-bit **ITU-N** point codes and cannot be used with **SEAS**.
- If gateway screening stop action sets are assigned to the allowed affected point code screen being changed.

Figure 5-3 Changing an Allowed Affected Point Code Screen from the SEAS Terminal



5.4 Adding an Allowed Called Party Address Screen

This procedure is used to add an allowed called party address screen to the database. This procedure uses the **EAGLE** commands `rtrv-feat`, `chg-feat`, and `chg-db`. For more information on this procedure, see “Adding an Allowed **Called Party Address Screen**” in *Database Administration - GWS User's Guide*.

 **Note:**

Once the gateway screening feature is turned on with the `chg-feat` command, it cannot be turned off. The gateway screening feature must be purchased before you turn the features on with the `chg-feat` command. If you are not sure whether you have purchased the gateway screening feature, contact your Oracle Sales Representative or Account Representative.

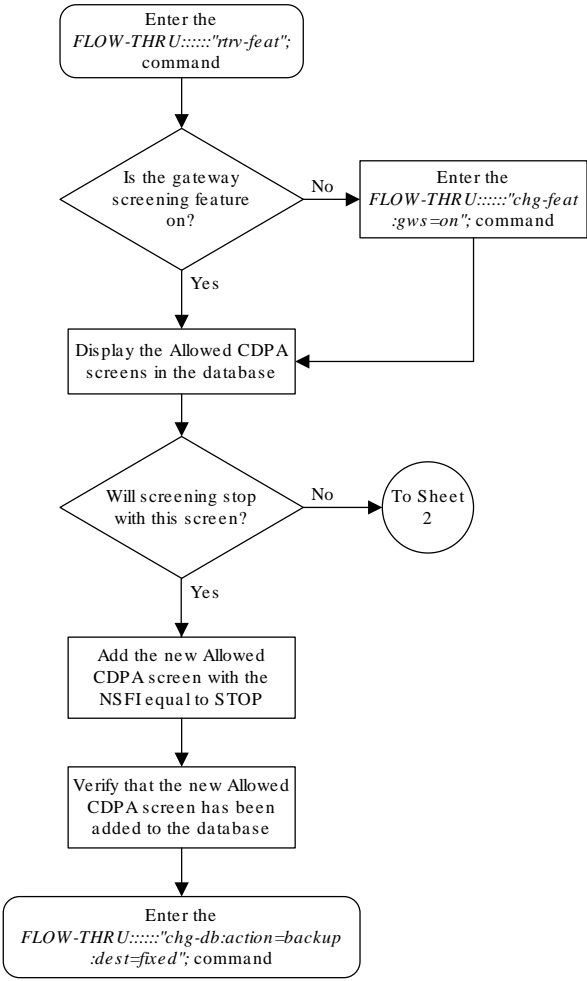
If you wish to use any of these items in adding the allowed called party address screen to the database, perform the “Adding an Allowed **Called Party Address Screen**” procedure in *Database Administration - GWS User's Guide* using the **SEAS** `FLOW-THRU` command with the **EAGLE** commands:

- If the allowed called party address screen being added to the database uses **ITU-I** point codes (with or without the `pcst` parameter), 14-bit **ITU-N** point codes (with or without the `pcst` parameter), or 24-bit **ITU-N** point codes. The `pcst` parameter can be used only with **ITU-I** or 14-bit **ITU-N** point codes and cannot be used with **SEAS**.
- If gateway screening stop action sets are assigned to the allowed called party address screen being added.

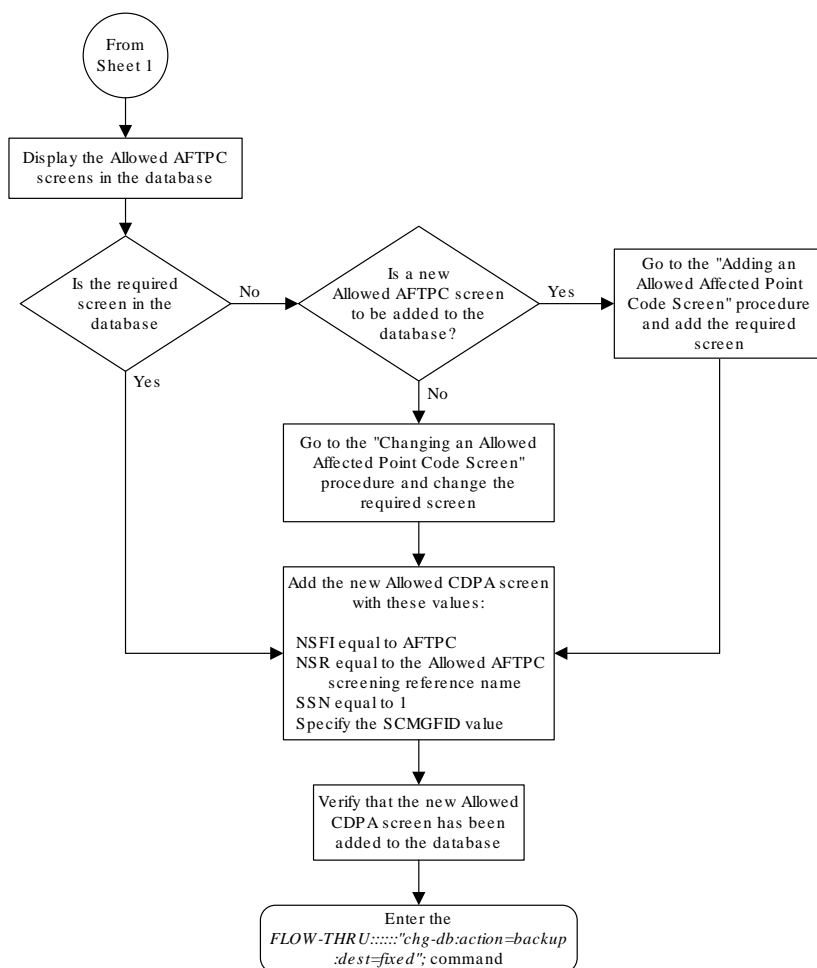
Figure 5-4 Adding an Allowed Called Party Address Screen from the **SEAS** Terminal

 **Note:**

Before executing this procedure, make sure you have purchased the gateway screening feature. If you are not sure if you have purchased the gateway screening feature, contact your Oracle Sales Representative or Account Representative.



Sheet 1 of 2



Sheet 2 of 2

5.5 Removing an Allowed Called Party Address Screen

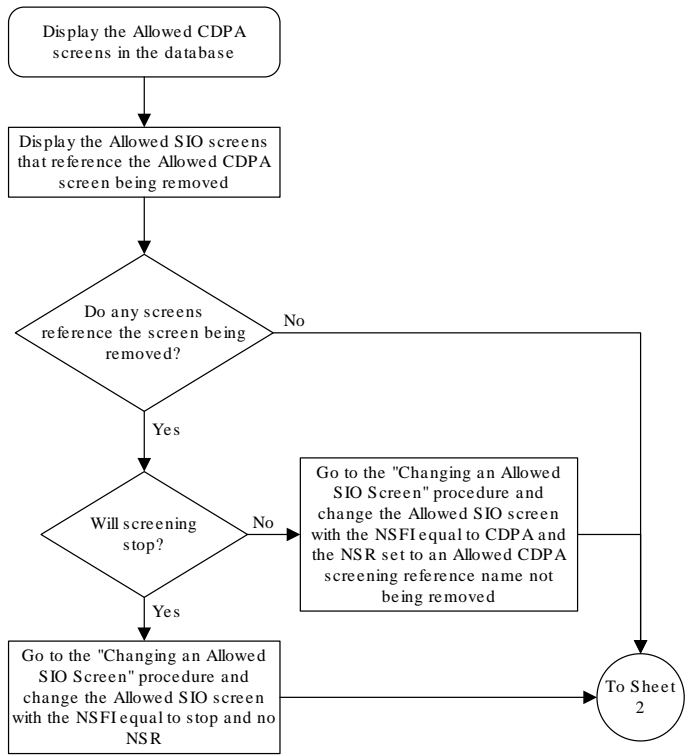
This procedure is used to remove an allowed called party address screen from the database. This procedure uses the **EAGLE** command `chg-db`. For more information on this procedure, see “Removing an Allowed **Called Party Address** Screen” in *Database Administration - GWS User's Guide*.

If any of the following items are used in removing the allowed called party address screen from the database, perform the “Removing an Allowed **Called Party Address** Screen” procedure in *Database Administration - GWS User's Guide* using the **SEAS** `FLOW-THRU` command with the **EAGLE** commands:

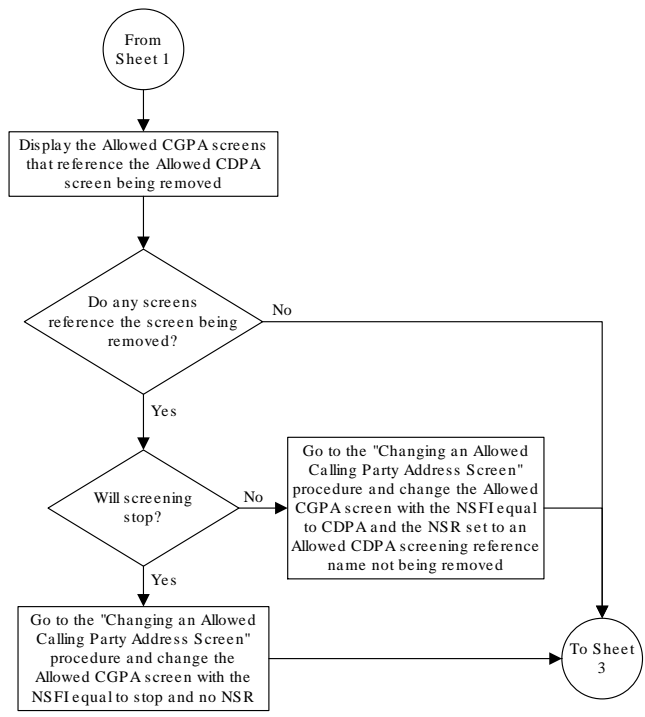
- If the allowed called party address screen being removed from the database uses **ITU-I** point codes (with or without the `pcst` parameter), 14-bit **ITU-N** point codes (with or without the `pcst` parameter), or 24-bit **ITU-N** point codes. The `pcst` parameter can be used only with **ITU-I** or 14-bit **ITU-N** point codes and cannot be used with **SEAS**.

- If gateway screening stop action sets are assigned to the screens referencing the allowed called party address screen being removed.

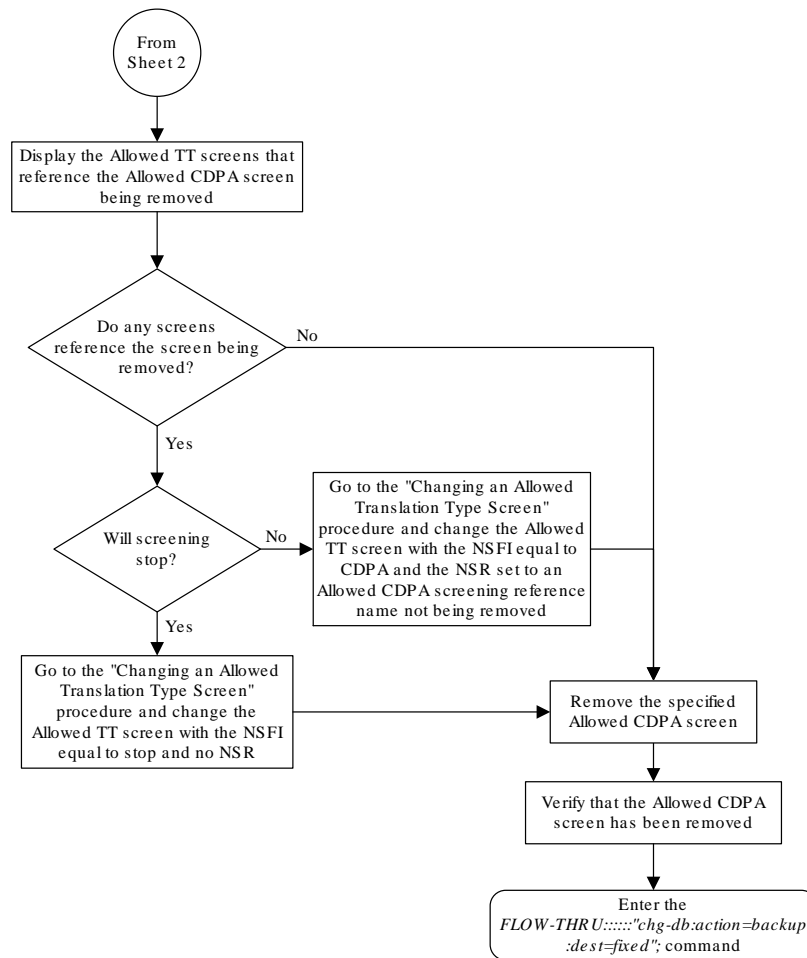
Figure 5-5 Removing an Allowed Called Party Address Screen from the SEAS Terminal



Sheet 1 of 3



Sheet 2 of 3



Sheet 3 of 3

5.6 Changing an Allowed Called Party Address Screen

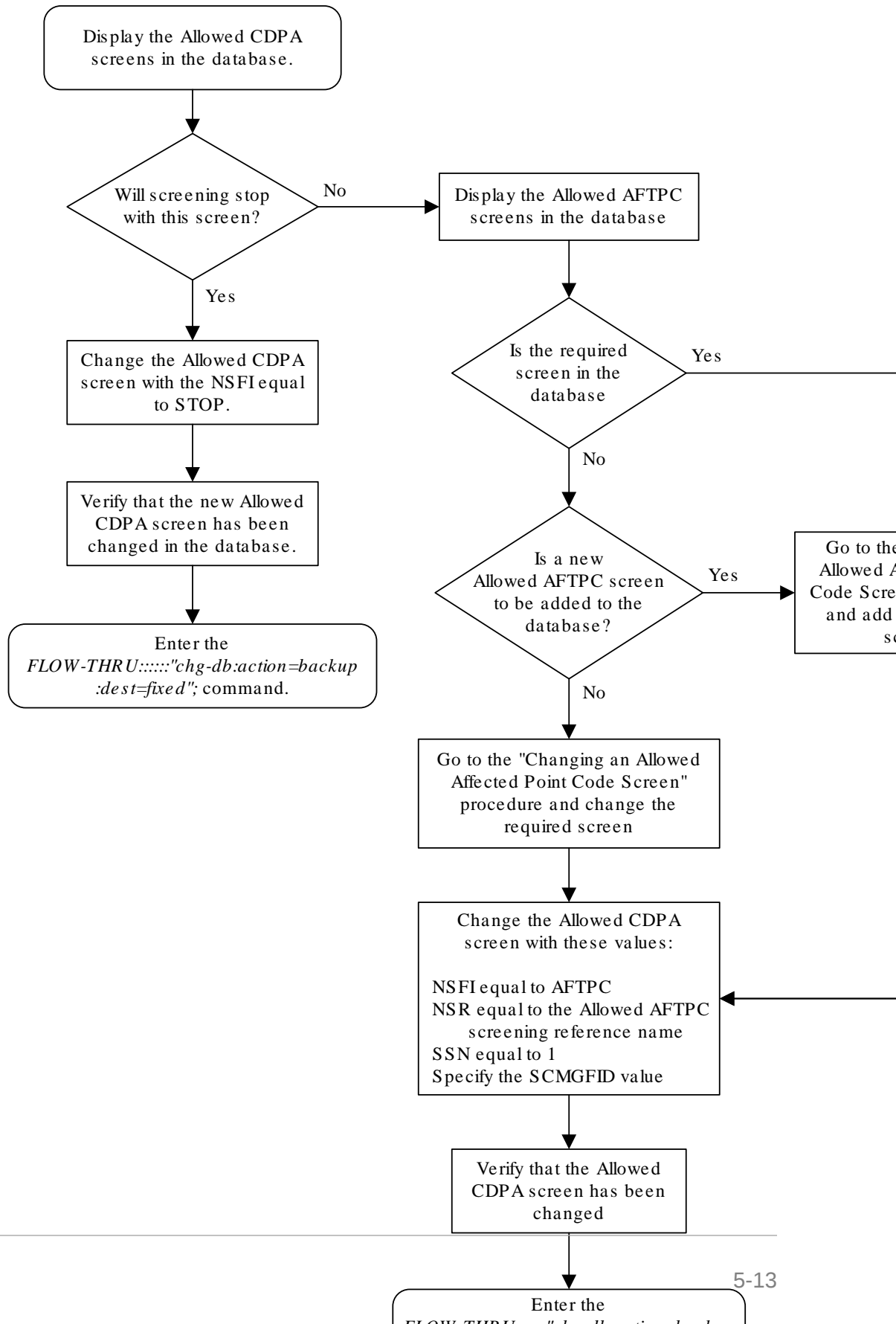
This procedure is used to change an allowed **called party address** screen in the database. This procedure uses the EAGLE command. For more information on this procedure, see “Changing an Allowed Called Party Address Screen” in *Database Administration - GWS User's Guide*.

If any of the following items are used in changing the allowed called party address screen in the database, perform the “Changing an Allowed Called Party Address Screen” procedure in *Database Administration - GWS User's Guide* using the **SEAS** FLOW-THRU command with the EAGLE commands:

- If the allowed called party address screen being changed in the database uses **ITU-I** point codes (with or without the `pcst` or `npcst` parameters), 14-bit ITU-N point codes (with or without the `pcst` or `npcst` parameters), or 24-bit ITU-N point codes. The `pcst` and `npcst` parameters can be used only with ITU-I or 14-bit ITU-N point codes and cannot be used with **SEAS**.

- If gateway screening stop action sets are assigned to the allowed called party address screen being changed.

Figure 5-6 Changing an Allowed Called Party Address Screen from the SEAS Terminal



5.7 Adding an Allowed Translation Type Screen

This procedure is used to add an allowed translation type screen to the database. This procedure uses the **EAGLE** commands `rtrv-feat`, `chg-feat`, and `chg-db`. For more information on this procedure, see “Adding an Allowed **Translation Type** Screen” in *Database Administration - GWS User's Guide*.

 **Note:**

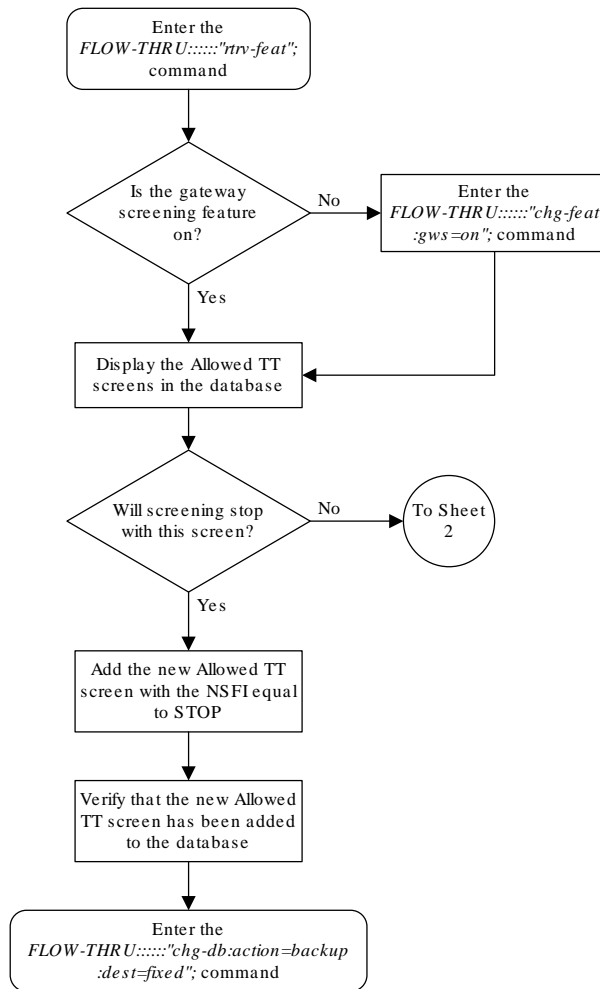
Once the gateway screening feature is turned on with the `chg-feat` command, it cannot be turned off. The gateway screening feature must be purchased before you turn the features on with the `chg-feat` command. If you are not sure whether you have purchased the gateway screening feature, contact your Oracle Sales Representative or Account Representative.

If gateway screening stop action sets are to be assigned to the allowed translation type screen being added to the database, perform the “Adding an Allowed **Translation Type** Screen” procedure in *Database Administration - GWS User's Guide* using the **SEAS** `FLOW-THRU` command with the **EAGLE** commands.

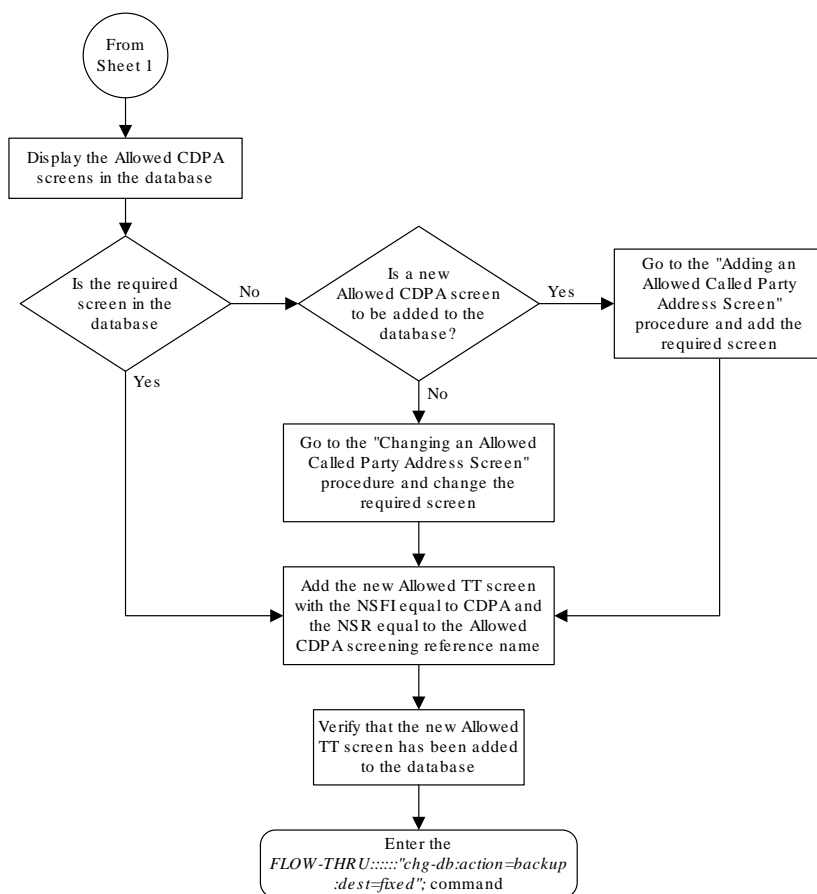
Figure 5-7 Adding an Allowed Translation Type Screen from the SEAS Terminal

 **Note:**

Before executing this procedure, make sure you have purchased the gateway screening feature. If you are not sure if you have purchased the gateway screening feature, contact your Oracle Sales Representative or Account Representative.



Sheet 1 of 2



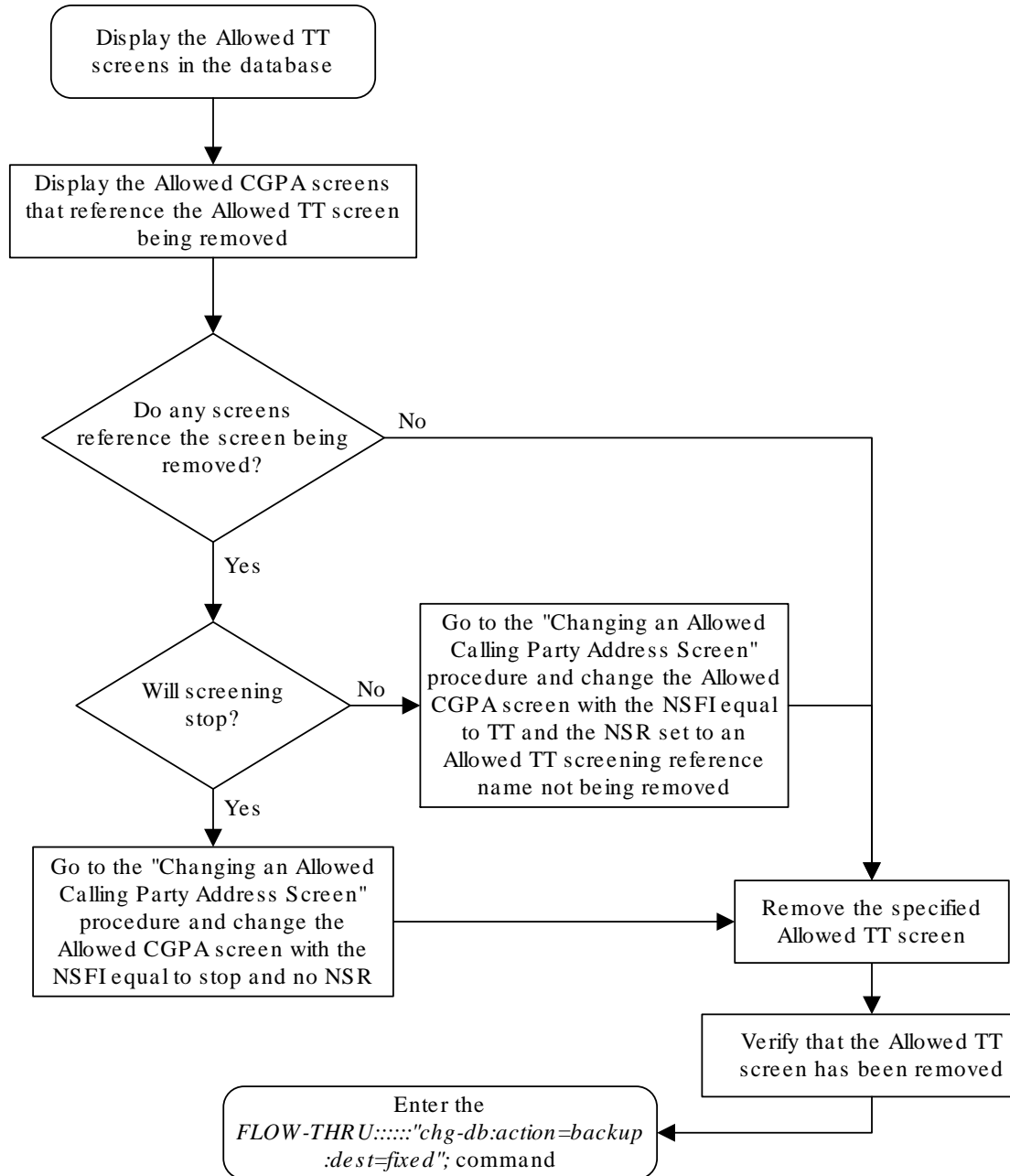
Sheet 2 of 2

5.8 Removing an Allowed Translation Type Screen

This procedure is used to remove an allowed translation type screen from the database. This procedure uses the **EAGLE** command `chg-db`. For more information on this procedure, see “Removing an Allowed **Translation Type** Screen” in *Database Administration - GWS User's Guide*.

If gateway screening stop action sets are assigned to the screens referencing the allowed translation type screen being removed from the database, perform the “Removing an Allowed **Translation Type** Screen” procedure in *Database Administration - GWS User's Guide* using the **SEAS** `FLOW-THRU` command with the **EAGLE** commands:

Figure 5-8 Removing an Allowed Translation Type Screen from the SEAS Terminal

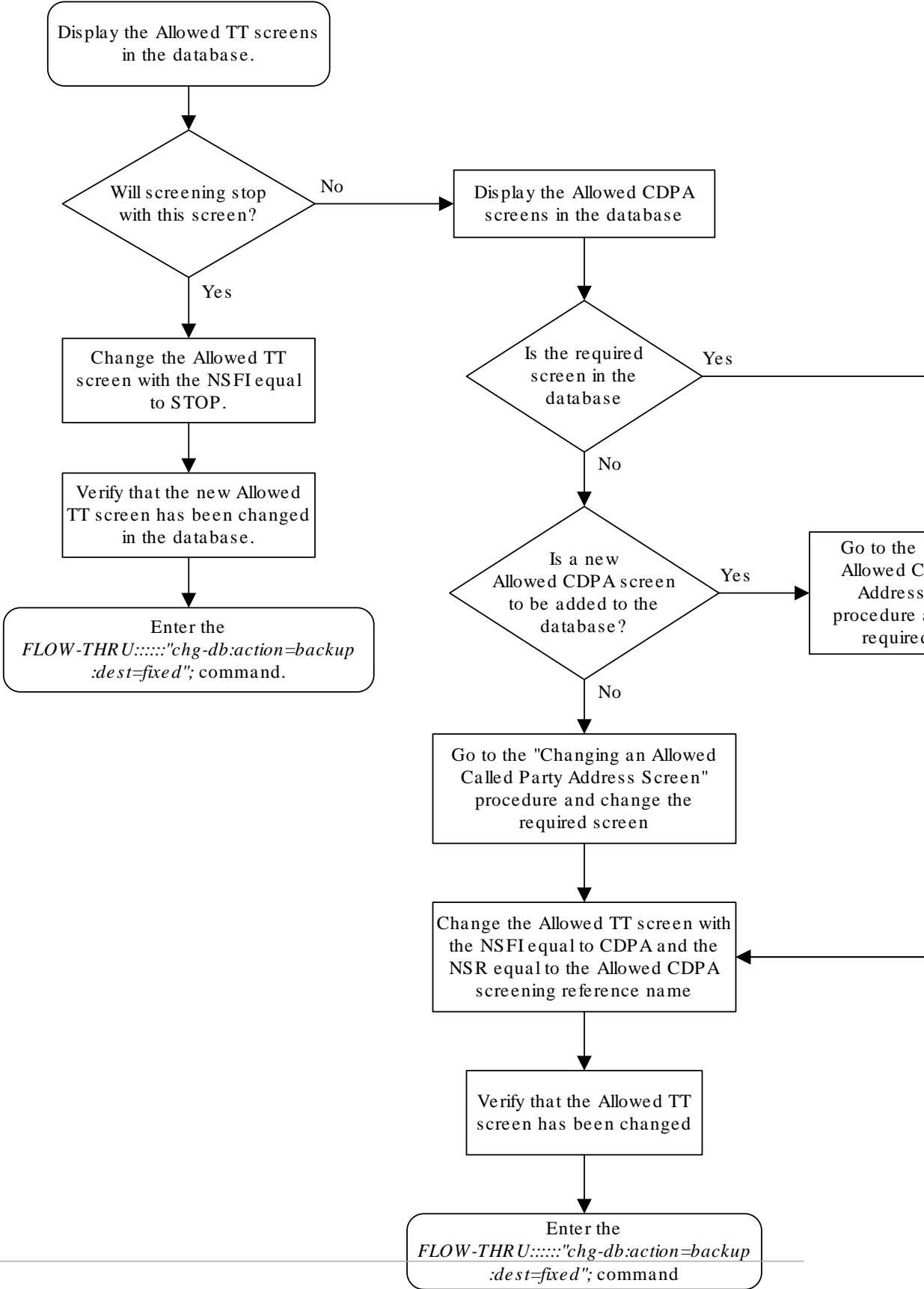


5.9 Changing an Allowed Translation Type Screen

This procedure is used to change an allowed **translation type** screen in the database. This procedure uses the EAGLE command. For more information on this procedure, see “Changing an Allowed **Translation Type** Screen” in *Database Administration - GWS User's Guide*.

If gateway screening stop action sets are to be assigned to the allowed translation type screen being changed in the database, perform the “Changing an Allowed Translation Type Screen” procedure in *Database Administration - GWS User's Guide* using the **SEAS** FLOW-THRU command with the EAGLE commands.

Figure 5-9 Changing an Allowed Translation Type Screen from the SEAS Terminal



5.10 Adding an Allowed Calling Party Address Screen

This procedure is used to add an allowed calling party address screen to the database. This procedure uses the **EAGLE** commands `rtrv-feat`, `chg-feat`, and `chg-db`. For more information on this procedure, see “Adding an Allowed **Calling Party Address Screen**” in *Database Administration - GWS User's Guide*.

 **Note:**

Once the gateway screening feature is turned on with the `chg-feat` command, it cannot be turned off. The gateway screening feature must be purchased before you turn the features on with the `chg-feat` command. If you are not sure whether you have purchased the gateway screening feature, contact your Oracle Sales Representative or Account Representative.

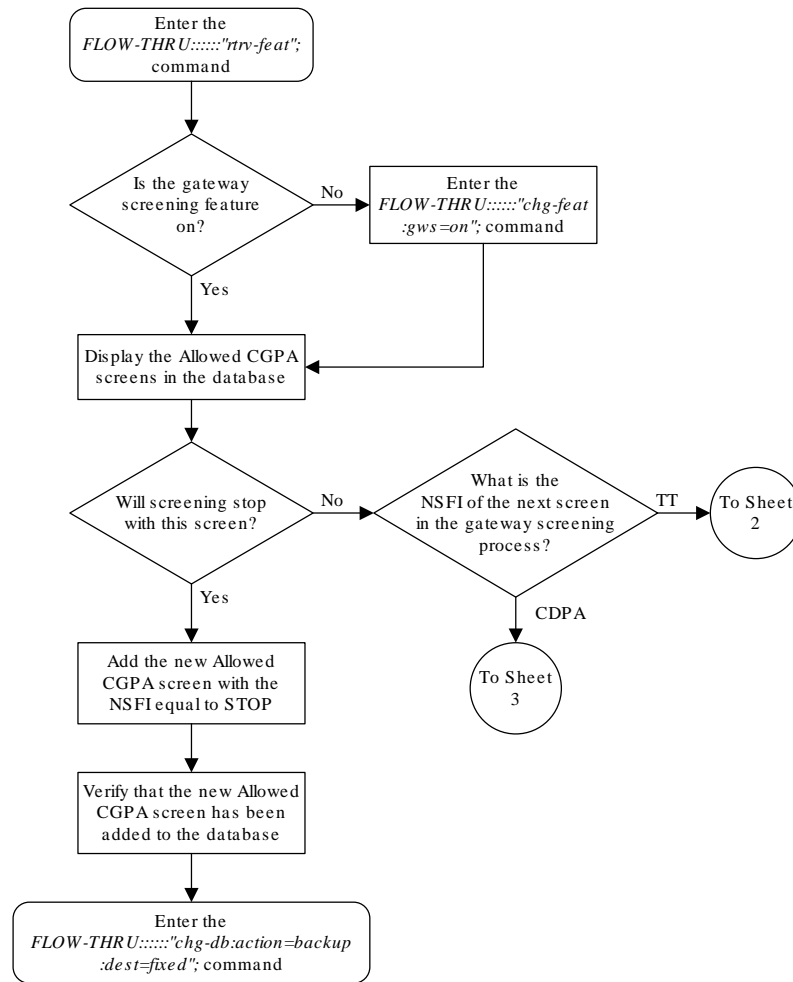
If you wish to use any of these items in adding the allowed calling party address screen to the database, perform the “Adding an Allowed **Calling Party Address Screen**” procedure in *Database Administration - GWS User's Guide* using the **SEAS FLOW-THRU** command with the **EAGLE** commands:

- If the allowed calling party address screen being added to the database uses **ITU-I** point codes (with or without the `pcst` parameter), 14-bit **ITU-N** point codes (with or without the `pcst` parameter), or 24-bit **ITU-N** point codes. The `pcst` parameter can be used only with **ITU-I** or 14-bit **ITU-N** point codes and cannot be used with **SEAS**.
- If gateway screening stop action sets are assigned to the allowed calling party address screen being added.
- If you wish to use the `sccpmt` parameter of the **EAGLE** command `ent-scr-cgpa`.

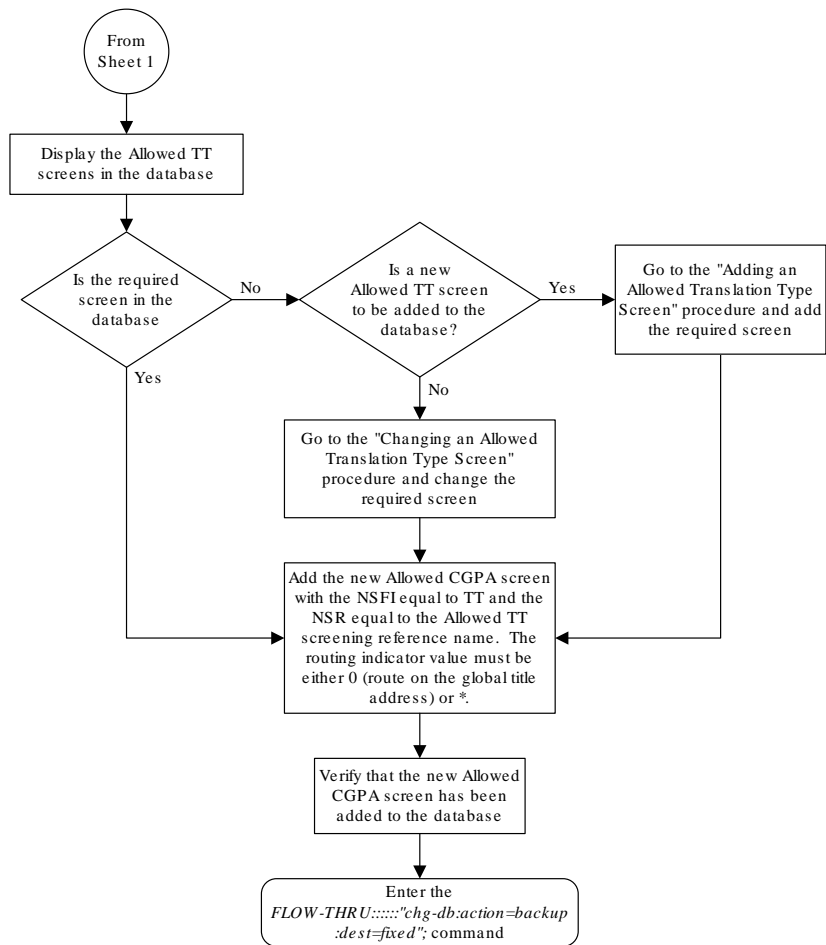
Figure 5-10 Adding an Allowed Calling Party Address Screen from the SEAS Terminal

 **Note:**

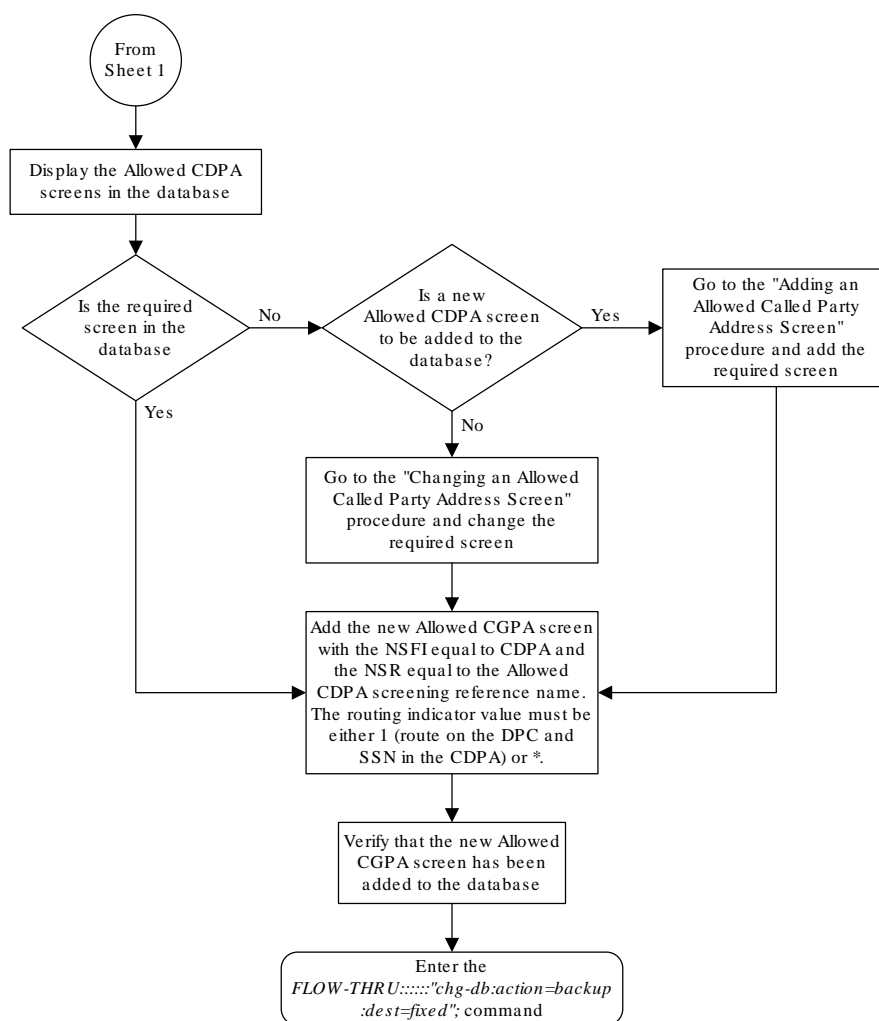
Before executing this procedure, make sure you have purchased the gateway screening feature. If you are not sure if you have purchased the gateway screening feature, contact your Oracle Sales Representative or Account Representative.



Sheet 1 of 3



Sheet 2 of 3



Sheet 3 of 3

5.11 Removing an Allowed Calling Party Address Screen

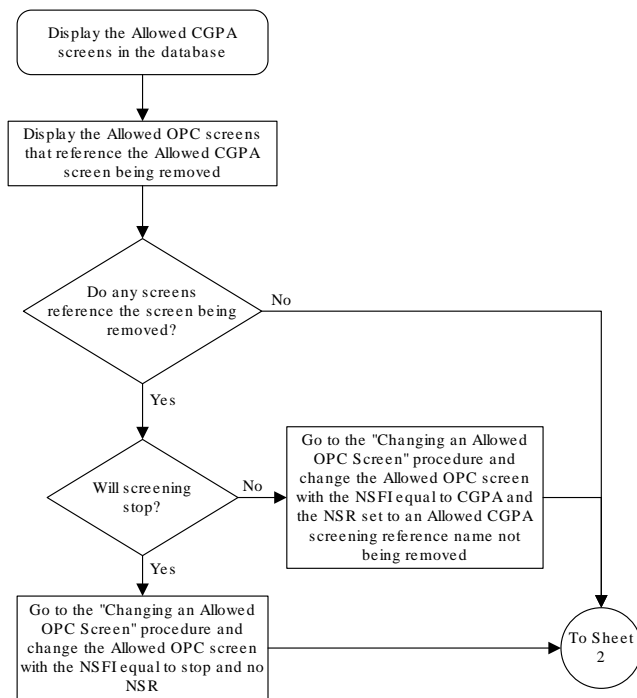
This procedure is used to remove an allowed calling party address screen from the database. This procedure uses the **EAGLE** command `chg-db`. For more information on this procedure, see “Removing an Allowed **Calling Party Address Screen**” in *Database Administration - GWS User's Guide*.

If any of the following items are used in removing the allowed calling party address screen from the database, perform the “Removing an Allowed **Calling Party Address Screen**” procedure in *Database Administration - GWS User's Guide* using the **SEAS** `FLOW-THRU` command with the **EAGLE** commands:

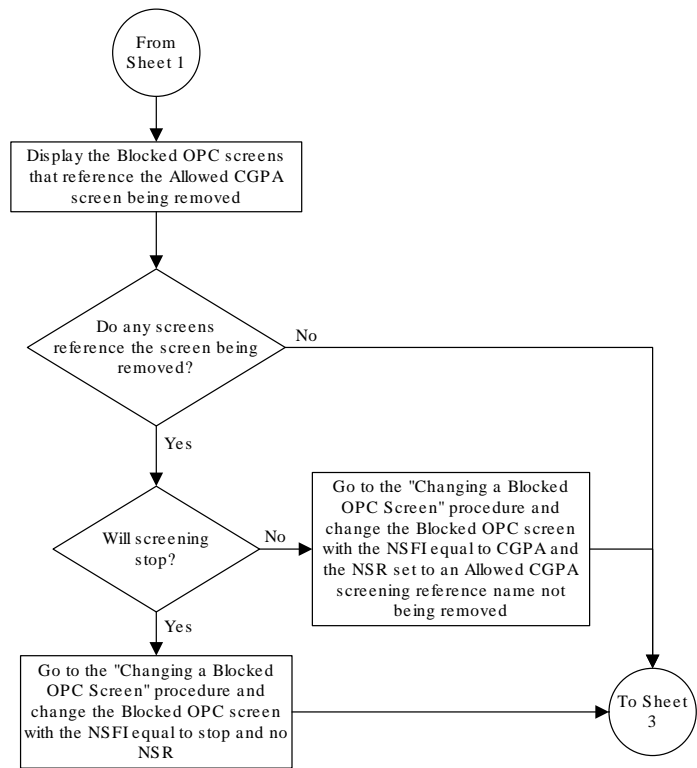
- If the allowed calling party address screen being removed from the database uses **ITU-I** point codes (with or without the `pcst` parameter), 14-bit **ITU-N** point codes (with or without the `pcst` parameter), or 24-bit **ITU-N** point codes. The `pcst` parameter can be used only with **ITU-I** or 14-bit **ITU-N** point codes and cannot be used with **SEAS**.

- If gateway screening stop action sets are assigned to the screens referencing the allowed calling party address screen being removed.
- If you wish to use the `sccpmt` parameter of the **EAGLE** command `dlt-scr-cgpa`.

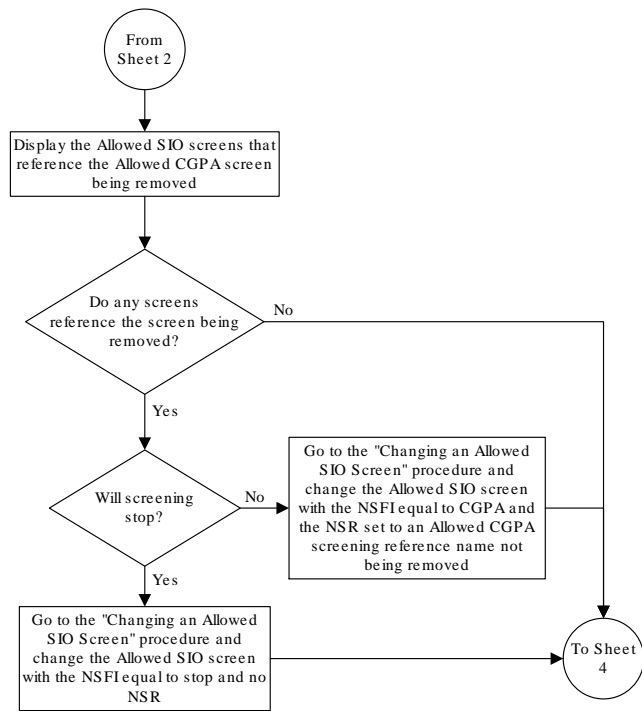
Figure 5-11 Removing an Allowed Calling Party Address Screen from the SEAS Terminal



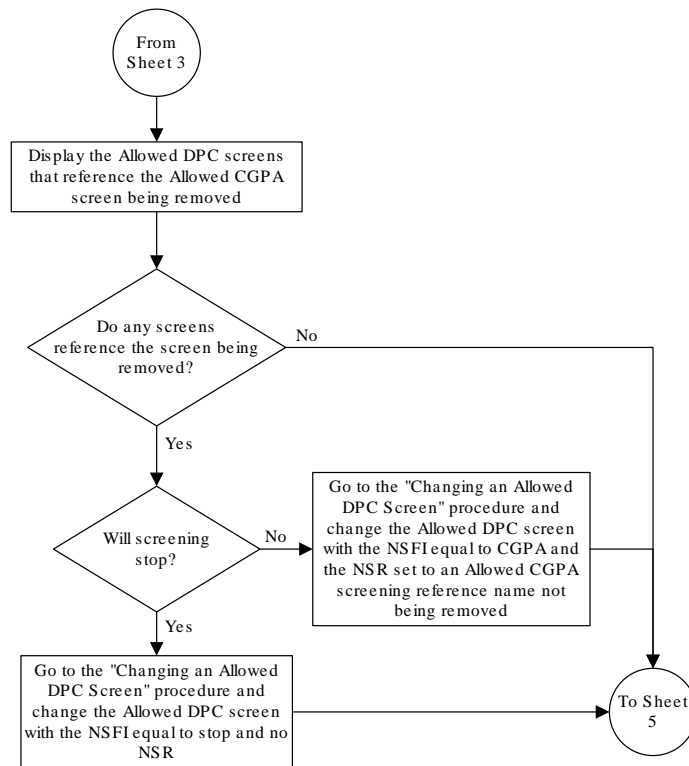
Sheet 1 of 5



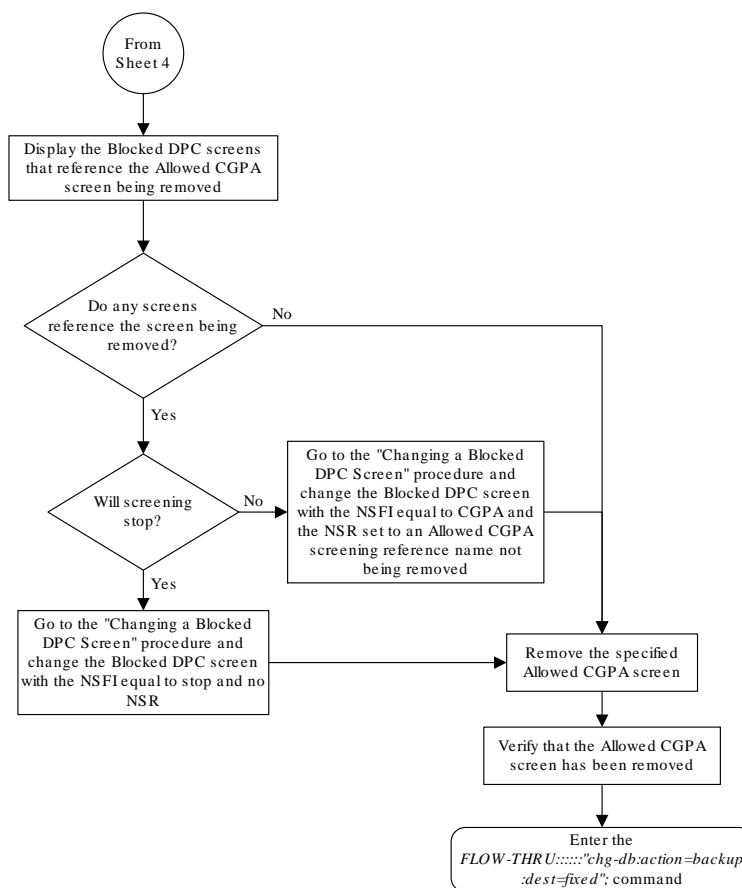
Sheet 2 of 5



Sheet 3 of 5



Sheet 4 of 5



Sheet 5 of 5

5.12 Changing an Allowed Calling Party Address Screen

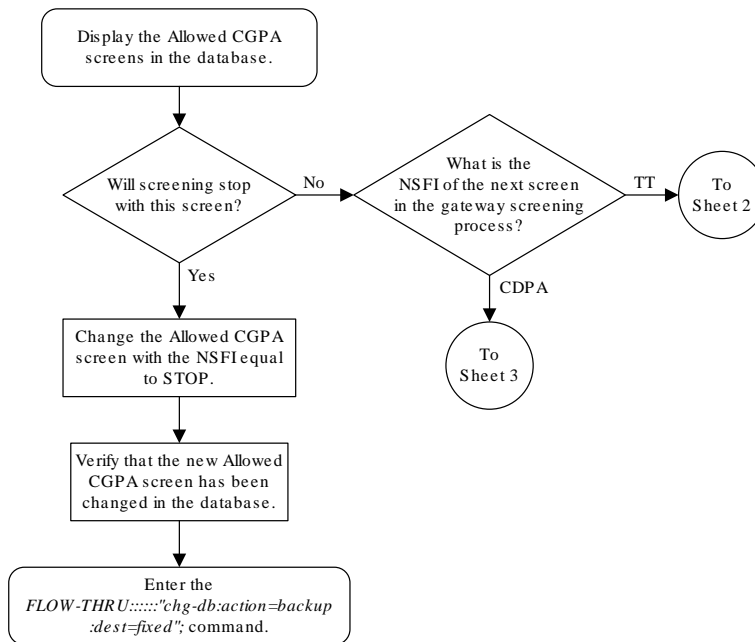
This procedure is used to change an allowed calling party address screen in the database. This procedure uses the **EAGLE** command `chg-db`. For more information on this procedure, see “Changing an Allowed **Calling Party Address** Screen” in *Database Administration - GWS User's Guide*.

If any of the following items are used in changing the allowed calling party address screen in the database, perform the “Changing an Allowed **Calling Party Address** Screen” procedure in *Database Administration - GWS User's Guide* using the **SEAS** `FLOW-THRU` command with the **EAGLE** commands:

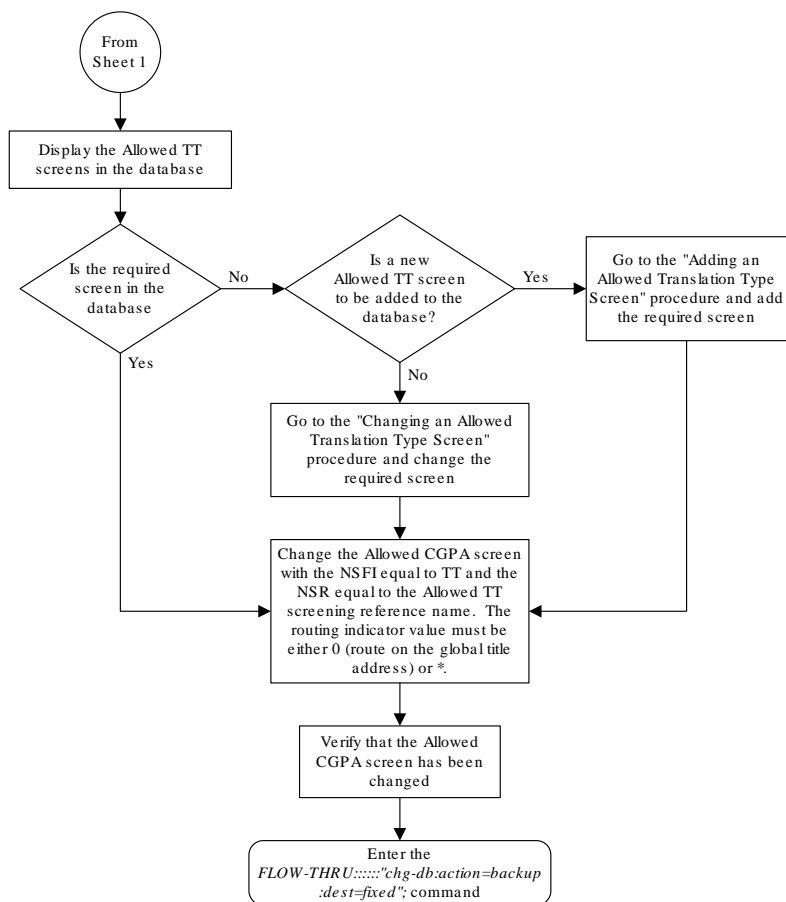
- If the allowed calling party address screen being changed in the database uses **ITU-I** point codes (with or without the `pcst` or `npcst` parameters), 14-bit **ITU-N** point codes (with or without the `pcst` or `npcst` parameters), or 24-bit **ITU-N** point codes. The `pcst` and `npcst` parameters can be used only with **ITU-I** or 14-bit **ITU-N** point codes and cannot be used with **SEAS**.
- If gateway screening stop action sets are assigned to the allowed calling party address screen being changed.

- If you wish to use the `sccpmt` and `nsccpmt` parameters of the **EAGLE** command `chg-scr-cgpa`.

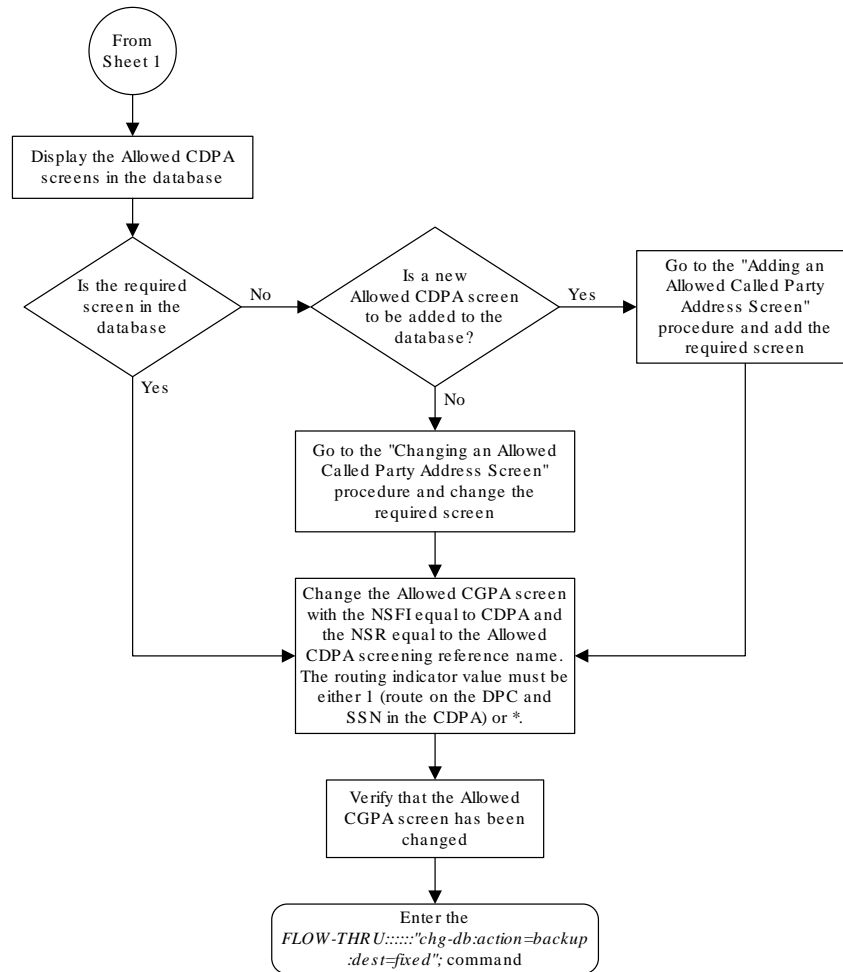
Figure 5-12 Changing an Allowed Calling Party Address Screen from the SEAS Terminal



Sheet 1 of 3



Sheet 2 of 3



Sheet 3 of 3

5.13 Adding an Allowed Affected Destination Field Screen

This procedure is used to remove an allowed affected destination field screen to the database. This procedure uses the **EAGLE** commands `rtrv-feat`, `chg-feat`, and `chg-db`. For more information on this procedure, see “Adding an **Allowed Affected Destination Field Screen**” in *Database Administration - GWS User's Guide*.

 **Note:**

Once the gateway screening feature is turned on with the `chg-feat` command, it cannot be turned off. The gateway screening feature must be purchased before you turn the features on with the `chg-feat` command. If you are not sure whether you have purchased the gateway screening feature, contact your Oracle Sales Representative or Account Representative.

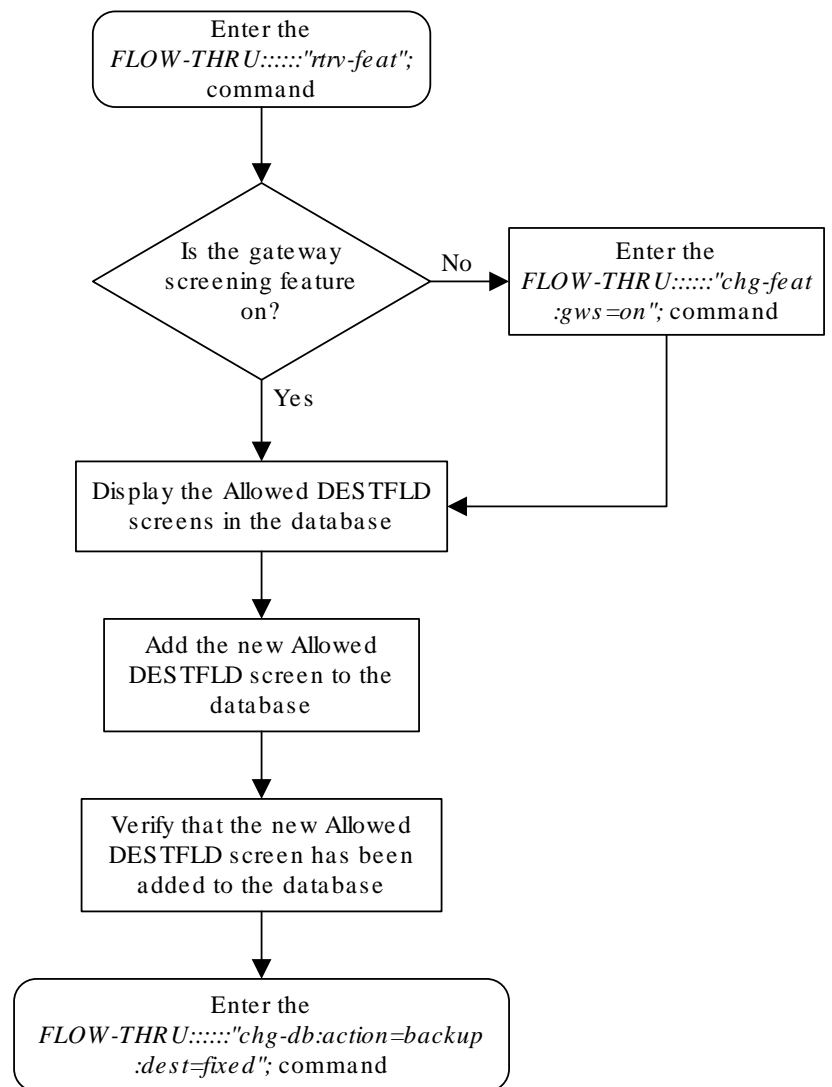
If you wish to use any of these items in adding the allowed affected destination field screen to the database, perform the “Adding an **Allowed Affected Destination Field Screen**” procedure in *Database Administration - GWS User's Guide* using the **SEAS FLOW-THRU** command with the **EAGLE** commands:

- If the allowed affected destination field screen being added to the database uses **ITU-I** point codes (with or without the `pcst` parameter), 14-bit **ITU-N** point codes (with or without the `pcst` parameter), or 24-bit **ITU-N** point codes. The `pcst` parameter can be used only with **ITU-I** or 14-bit **ITU-N** point codes and cannot be used with **SEAS**.
- If gateway screening stop action sets are assigned to the allowed affected destination field screen being added.

Figure 5-13 Adding an Allowed Affected Destination Screen from the SEAS Terminal

 **Note:**

Before executing this procedure, make sure you have purchased the gateway screening feature. If you are not sure if you have purchased the gateway screening feature, contact your Oracle Sales Representative or Account Representative.



5.14 Removing an Allowed Affected Destination Field Screen

This procedure is used to remove an allowed affected destination screen to the database. This procedure uses the **EAGLE** command `chg-db`. For more information on this procedure, see “Removing an **Allowed Affected Destination Field Screen**” in *Database Administration - GWS User's Guide*.

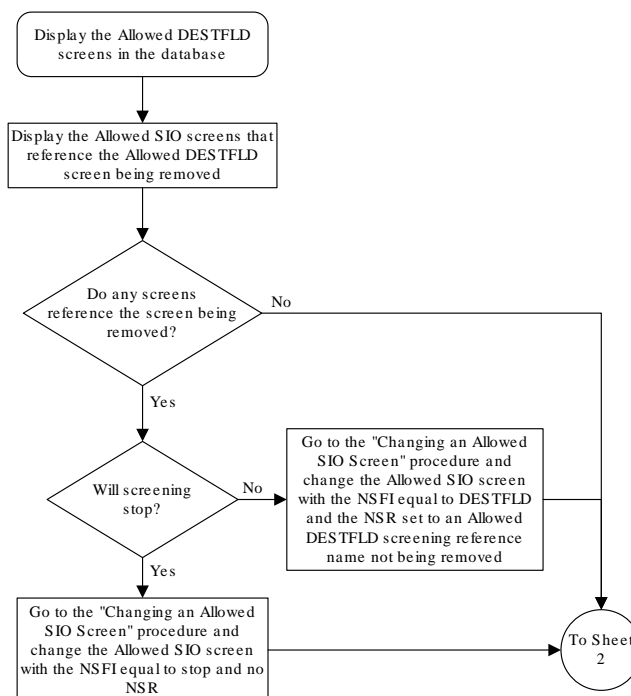
If any of the following items are used in removing the allowed affected destination screen from the database, perform the “Removing an **Allowed Affected Destination Field Screen**” procedure in *Database Administration - GWS User's Guide* using the **SEAS** `FLOW-THRU` command with the **EAGLE** commands:

- If the allowed affected destination screen being removed from the database uses **ITU-I** point codes (with or without the `pcst` parameter), 14-bit **ITU-N** point codes (with or

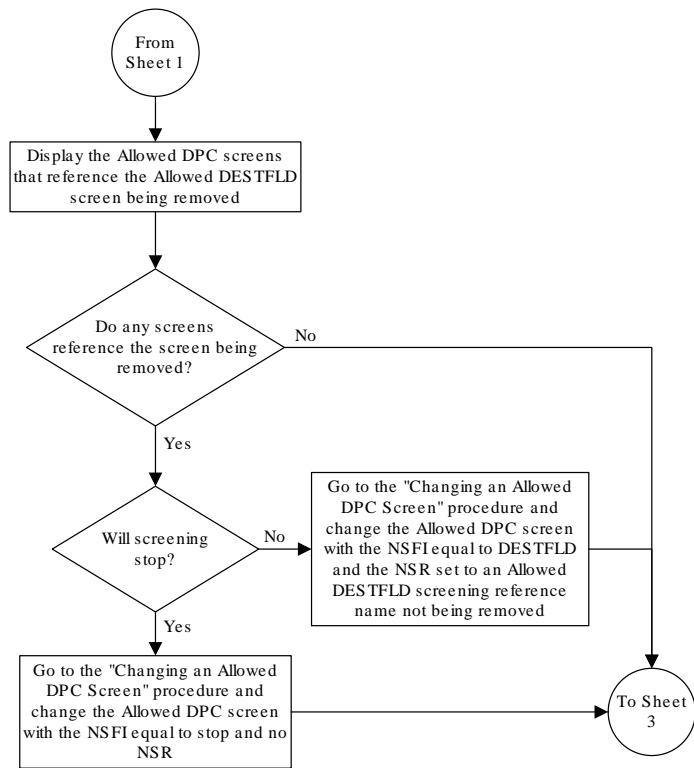
without the `pcst` parameter), or 24-bit ITU-N point codes. The `pcst` parameter can be used only with ITU-I or 14-bit ITU-N point codes and cannot be used with SEAS.

- If gateway screening stop action sets are assigned to the screens referencing the allowed affected destination screen being removed.

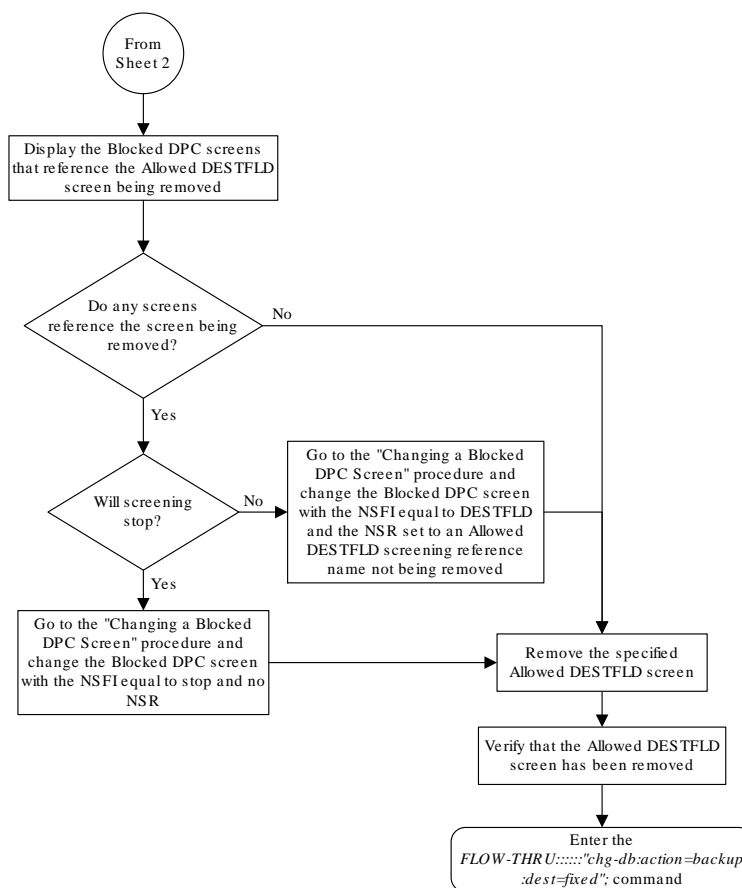
Figure 5-14 Removing an Allowed Affected Destination Screen from the SEAS Terminal



Sheet 1 of 3



Sheet 2 of 3



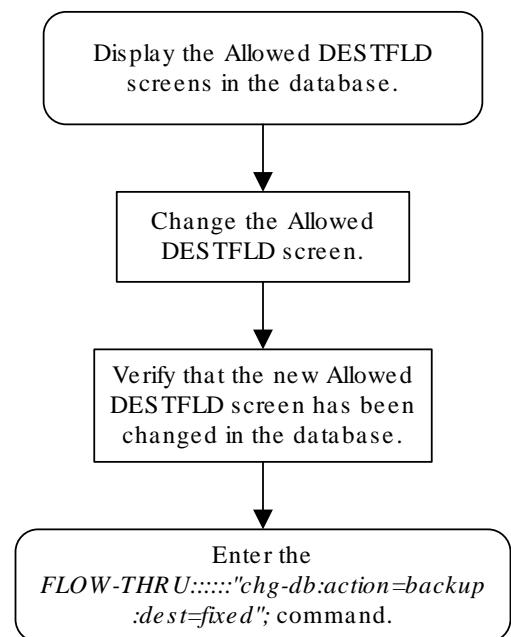
Sheet 3 of 3

5.15 Changing an Allowed Affected Destination Field Screen

This procedure is used to remove an allowed affected destination field screen to the database. This procedure uses the **EAGLE** command `chg-db`. For more information on this procedure, see “Changing an **Allowed Affected Destination Field Screen**” in *Database Administration - GWS User's Guide*.

If any of the following items are used in changing the allowed affected destination field screen in the database, perform the “Changing an **Allowed Affected Destination Field Screen**” procedure in *Database Administration - GWS User's Guide* using the **SEAS** `FLOW-THRU` command with the **EAGLE** commands:

- If the allowed affected destination field screen being changed in the database uses **ITU-I** point codes (with or without the `pcst` or `npcst` parameters), 14-bit **ITU-N** point codes (with or without the `pcst` or `npcst` parameters), or 24-bit **ITU-N** point codes. The `pcst` and `npcst` parameters can be used only with **ITU-I** or 14-bit **ITU-N** point codes and cannot be used with **SEAS**.
- If gateway screening stop action sets are assigned to the allowed affected destination field screen being changed.

Figure 5-15 Changing an Allowed Affected Destination Screen from the SEAS Terminal

5.16 Adding a Blocked DPC Screen

This procedure is used to add a blocked destination point code screen to the database. This procedure uses the **EAGLE** commands `rtrv-feat`, `chg-feat`, and `chg-db`. For more information on this procedure, see “Adding a Blocked **DPC** Screen” in *Database Administration - GWS User's Guide*.

Note:

Once the gateway screening feature is turned on with the `chg-feat` command, it cannot be turned off. The gateway screening feature must be purchased before you turn the features on with the `chg-feat` command. If you are not sure whether you have purchased the gateway screening feature, contact your Oracle Sales Representative or Account Representative.

If you wish to use any of these items in adding the blocked destination point code screen to the database, perform the “Adding a Blocked **DPC** Screen” procedure in *Database Administration - GWS User's Guide* using the **SEAS** `FLOW-THRU` command with the **EAGLE** commands:

- If the blocked destination point code screen being added to the database uses **ITU-I** point codes (with or without the `pcst` parameter), 14-bit **ITU-N** point codes (with or without the

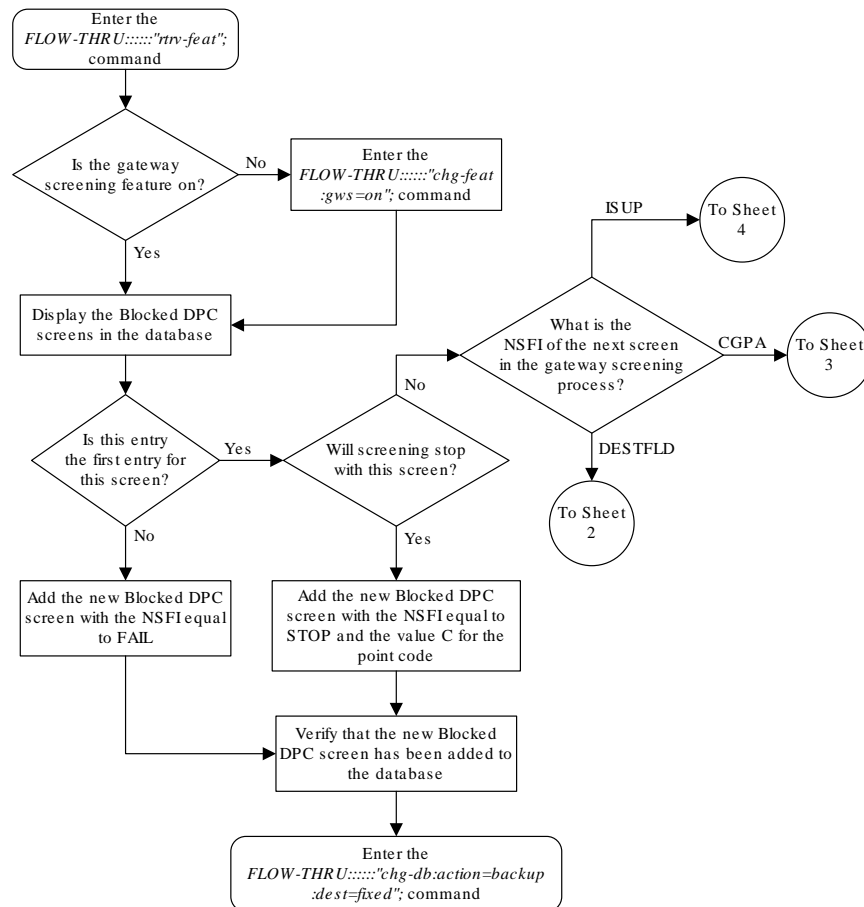
`pcst` parameter), or 24-bit ITU-N point codes. The `pcst` parameter can be used only with ITU-I or 14-bit ITU-N point codes and cannot be used with **SEAS**.

- If gateway screening stop action sets are assigned to the blocked destination point code screen being added.

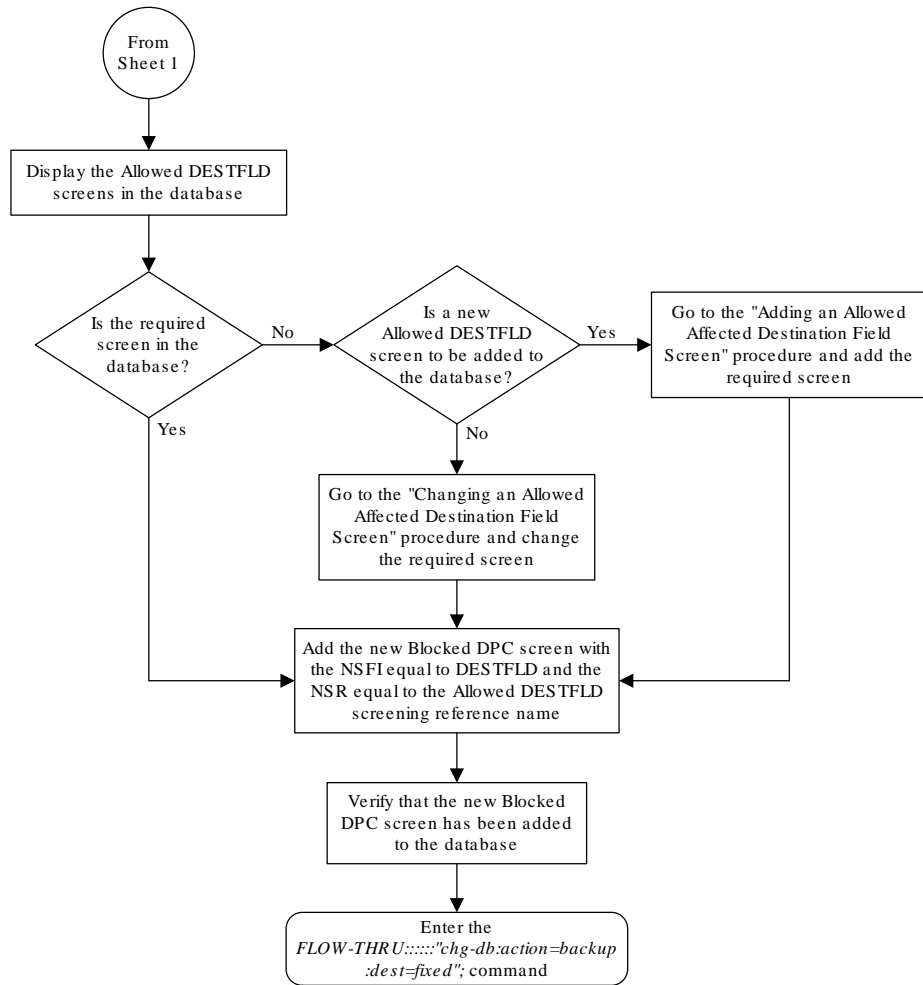
 **Note:**

Before executing this procedure, make sure you have purchased the gateway screening feature. If you are not sure if you have purchased the gateway screening feature, contact your Oracle Sales Representative or Account Representative.

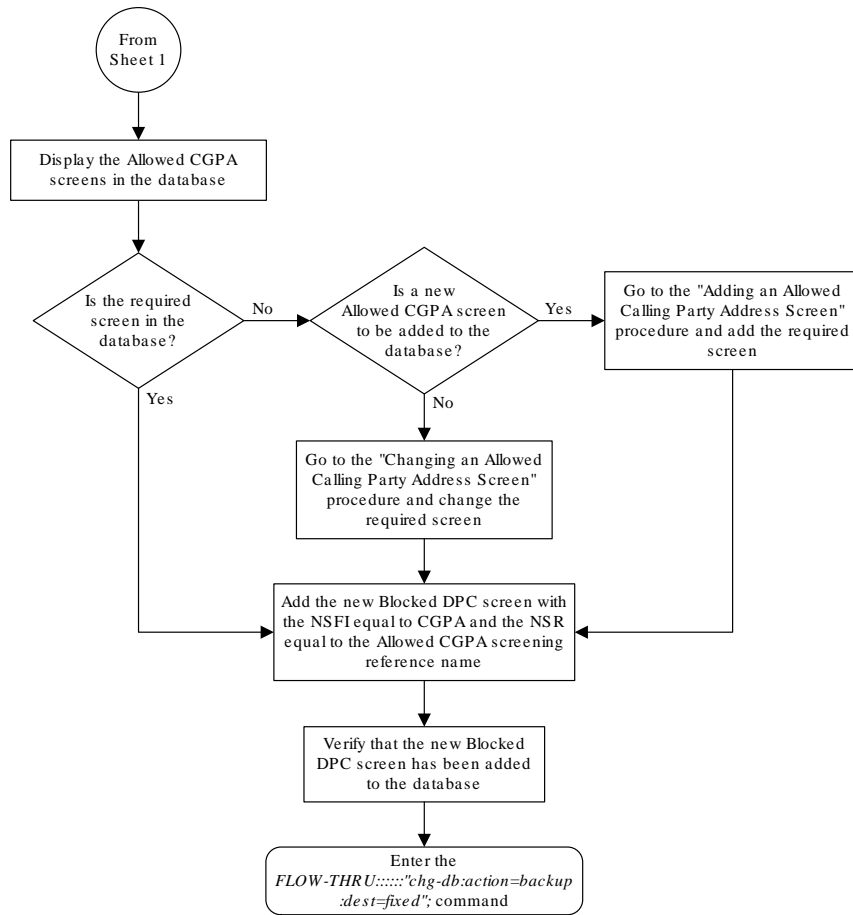
Figure 5-16 Adding a Blocked DPC Screen from the SEAS Terminal



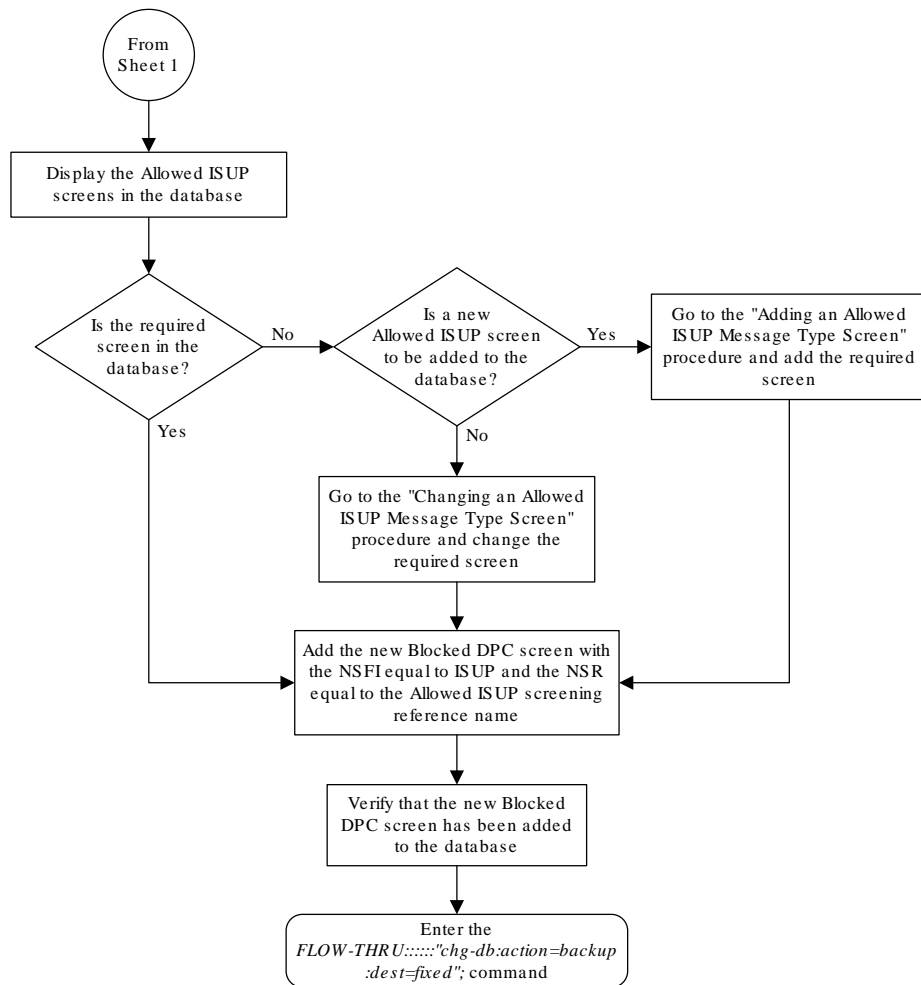
Sheet 1 of 4



Sheet 2 of 4



Sheet 3 of 4



Sheet 4 of 4

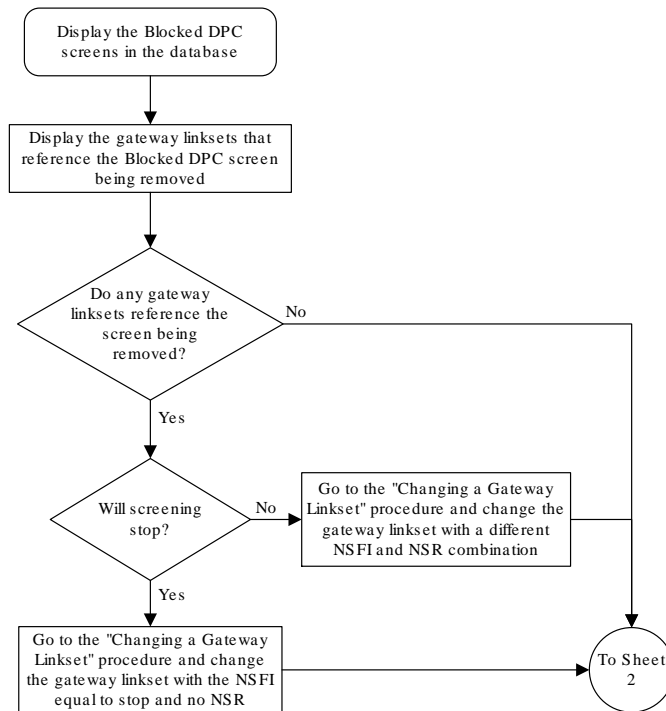
5.17 Removing a Blocked DPC Screen

This procedure is used to remove a blocked destination point code screen from the database. This procedure uses the **EAGLE** command `chg-db`. For more information on this procedure, see “Removing a Blocked **DPC** Screen” in *Database Administration - GWS User's Guide*.

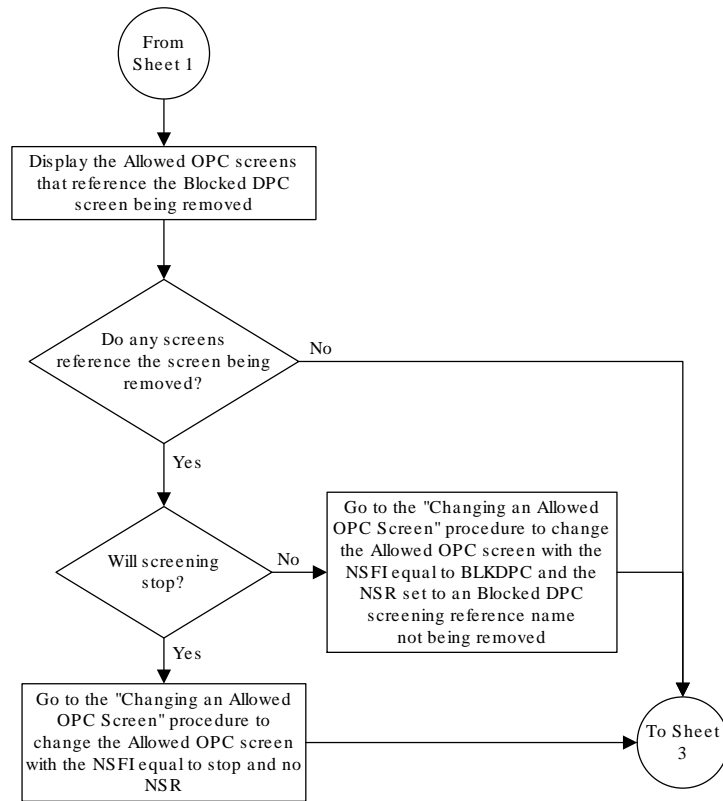
If any of the following items are used in removing the blocked destination point code screen from the database, perform the “Removing a Blocked **DPC** Screen” procedure in *Database Administration - GWS User's Guide* using the **SEAS** `FLOW-THRU` command with the **EAGLE** commands:

- If the blocked destination point code screen being removed from the database uses **ITU-I** point codes (with or without the `pcst` parameter), 14-bit **ITU-N** point codes (with or without the `pcst` parameter), or 24-bit **ITU-N** point codes. The `pcst` parameter can be used only with **ITU-I** or 14-bit **ITU-N** point codes and cannot be used with **SEAS**.
- If gateway screening stop action sets are assigned to the screens referencing the blocked destination point code screen being removed.

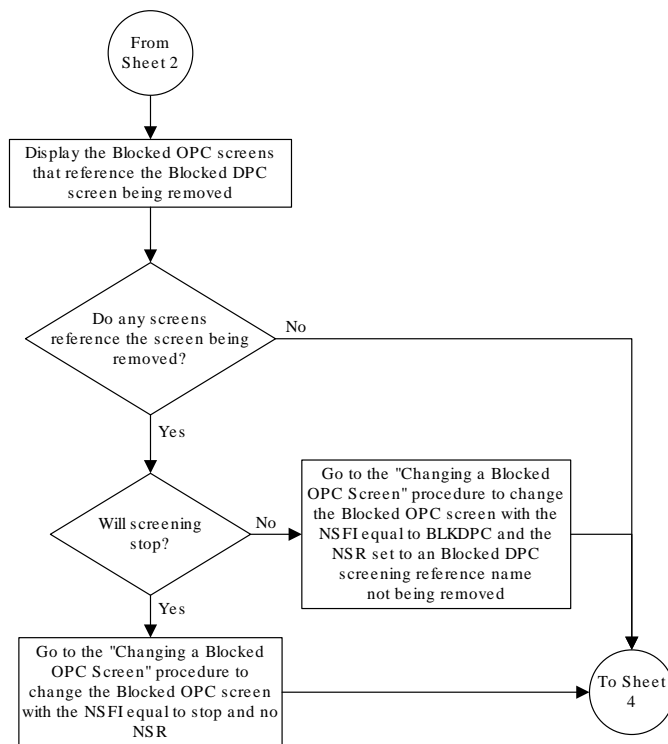
Figure 5-17 Removing a Blocked DPC Screen from the SEAS Terminal



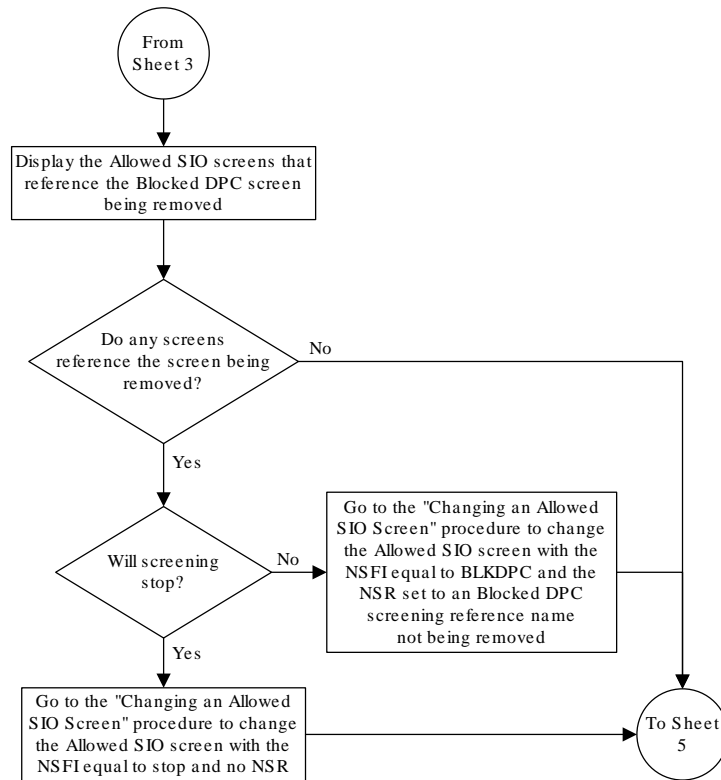
Sheet 1 of 5



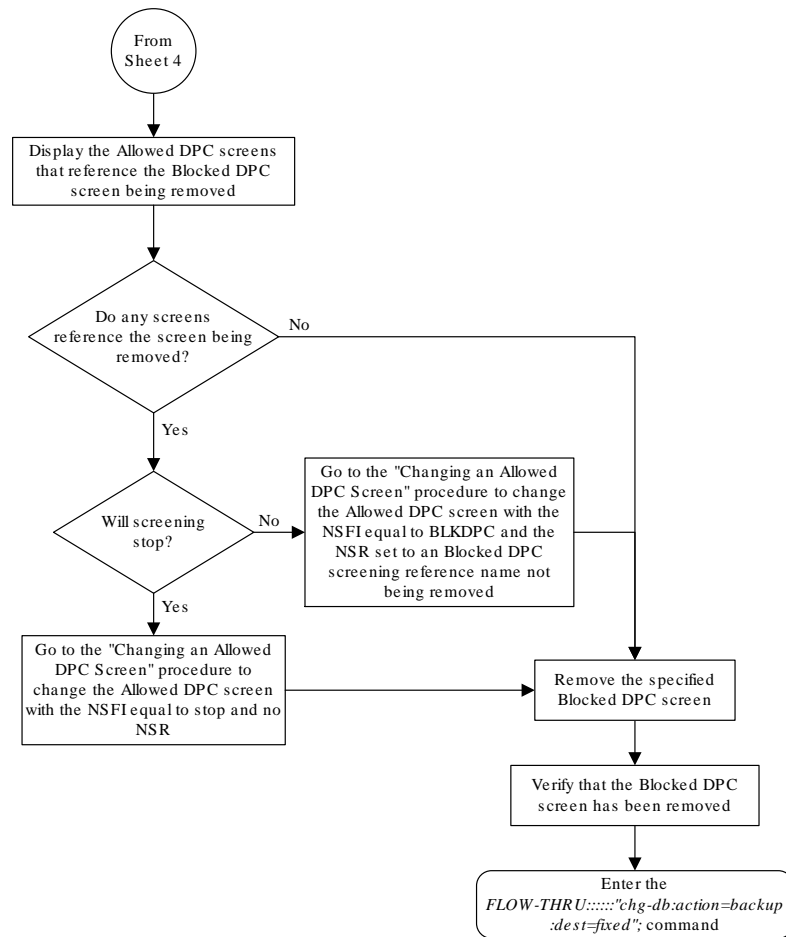
Sheet 2 of 5



Sheet 3 of 5



Sheet 4 of 5



Sheet 5 of 5

5.18 Changing a Blocked DPC Screen

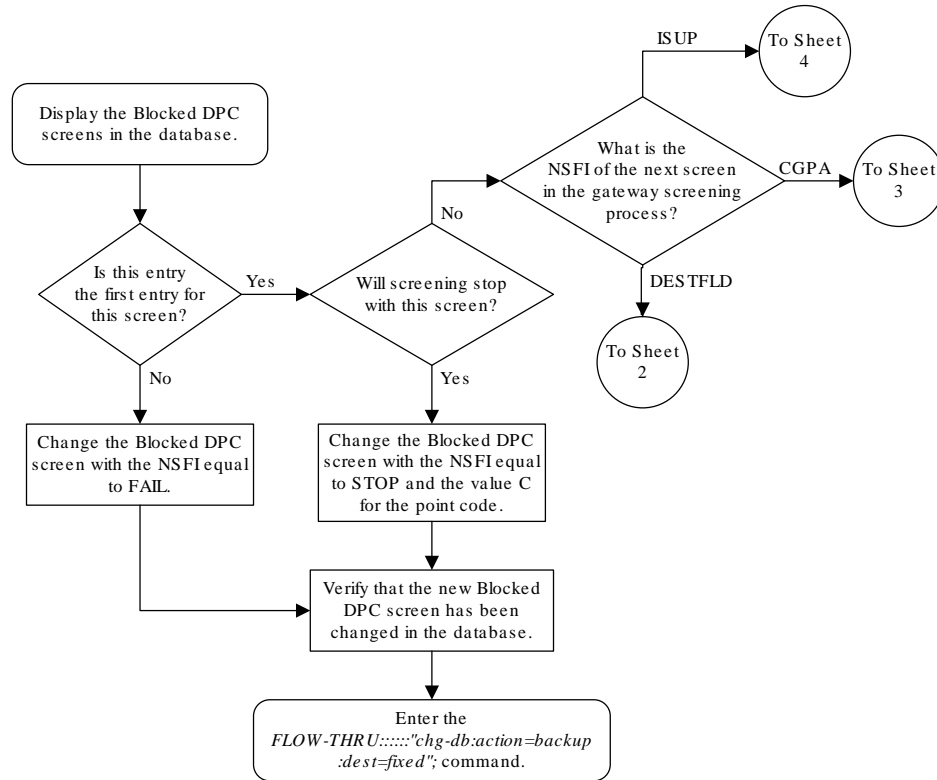
This procedure is used to change a blocked destination point code screen in the database. This procedure uses the **EAGLE** command `chg-db`. For more information on this procedure, see “Changing a Blocked **DPC** Screen” in *Database Administration - GWS User's Guide*.

If any of the following items are used in changing the blocked destination point code screen in the database, perform the “Changing a Blocked **DPC** Screen” procedure in *Database Administration - GWS User's Guide* using the **SEAS** `FLOW-THRU` command with the **EAGLE** commands:

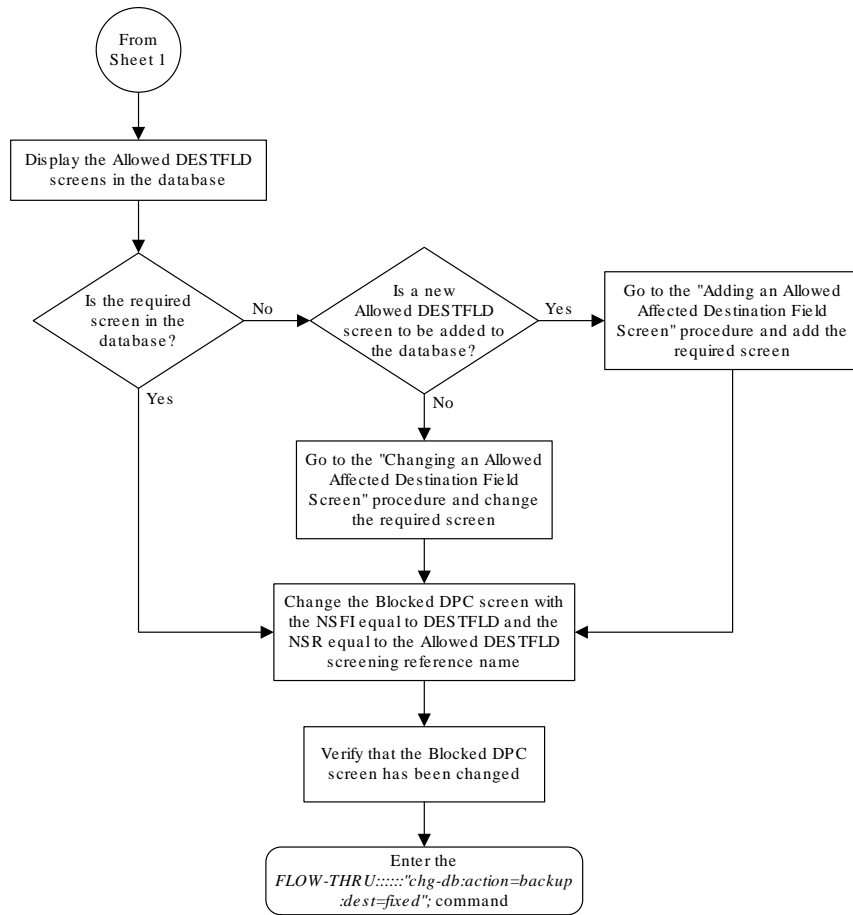
- If the blocked destination point code screen being changed in the database uses **ITU-I** point codes (with or without the `pcst` or `npcst` parameters), 14-bit **ITU-N** point codes (with or without the `pcst` or `npcst` parameters), or 24-bit **ITU-N** point codes. The `pcst` and `npcst` parameters can be used only with **ITU-I** or 14-bit **ITU-N** point codes and cannot be used with **SEAS**.

- If gateway screening stop action sets are assigned to the blocked destination point code screen being changed.

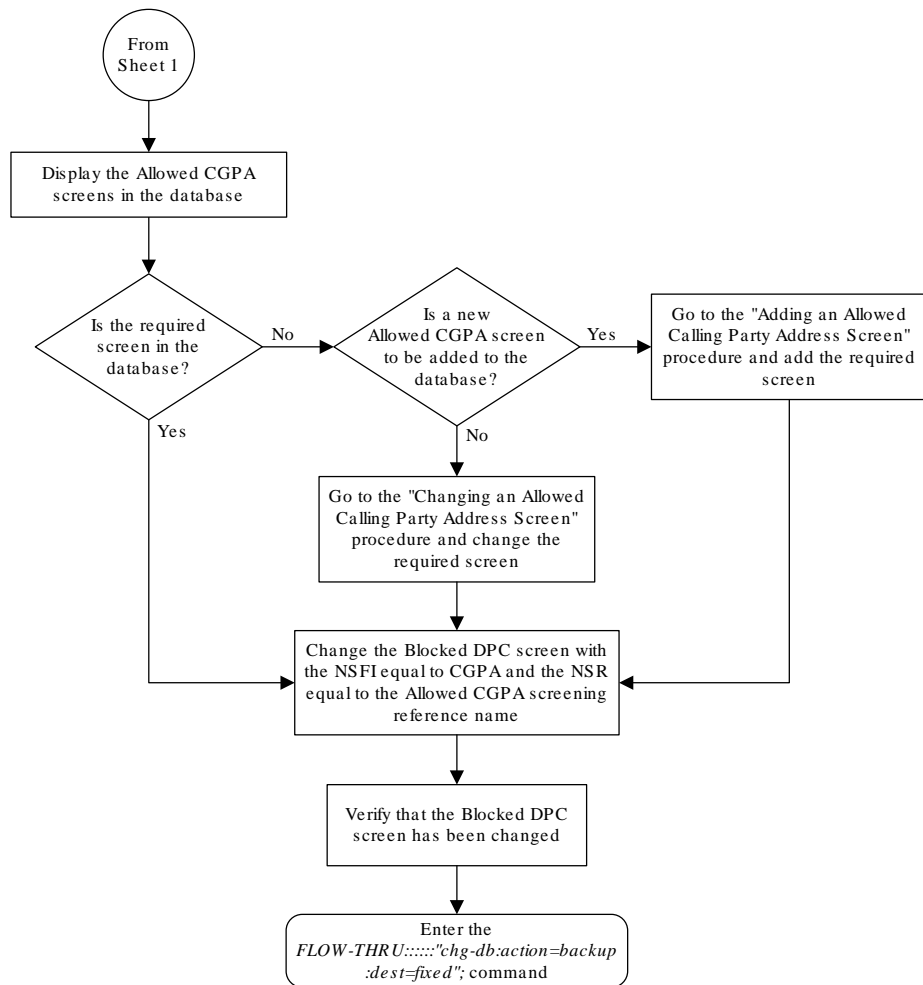
Figure 5-18 Changing a Blocked DPC Screen from the SEAS Terminal



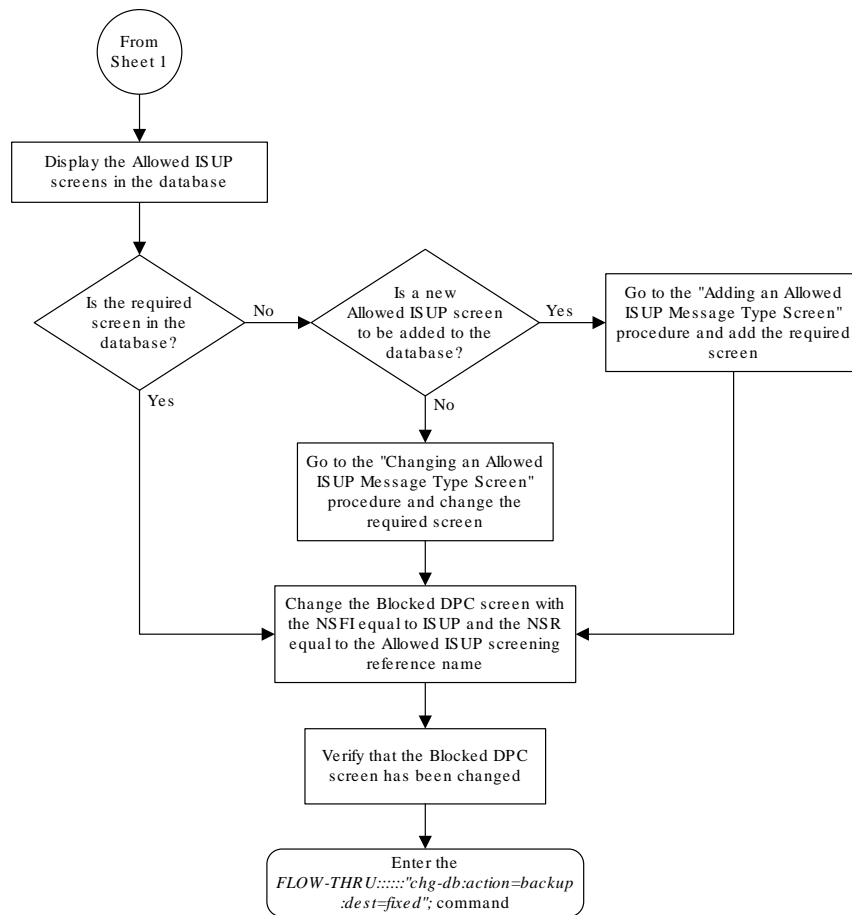
Sheet 1 of 4



Sheet 2 of 4



Sheet 3 of 4



Sheet 4 of 4

5.19 Adding an Allowed DPC Screen

This procedure is used to add an allowed destination point code screen to the database. This procedure uses the **EAGLE** commands `rtrv-feat`, `chg-feat`, and `chg-db`. For more information on this procedure, see “Adding an **Allowed DPC Screen**” in *Database Administration - GWS User's Guide*.

Note:

Once the gateway screening feature is turned on with the `chg-feat` command, it cannot be turned off. The gateway screening feature must be purchased before you turn the features on with the `chg-feat` command. If you are not sure whether you have purchased the gateway screening feature, contact your Oracle Sales Representative or Account Representative.

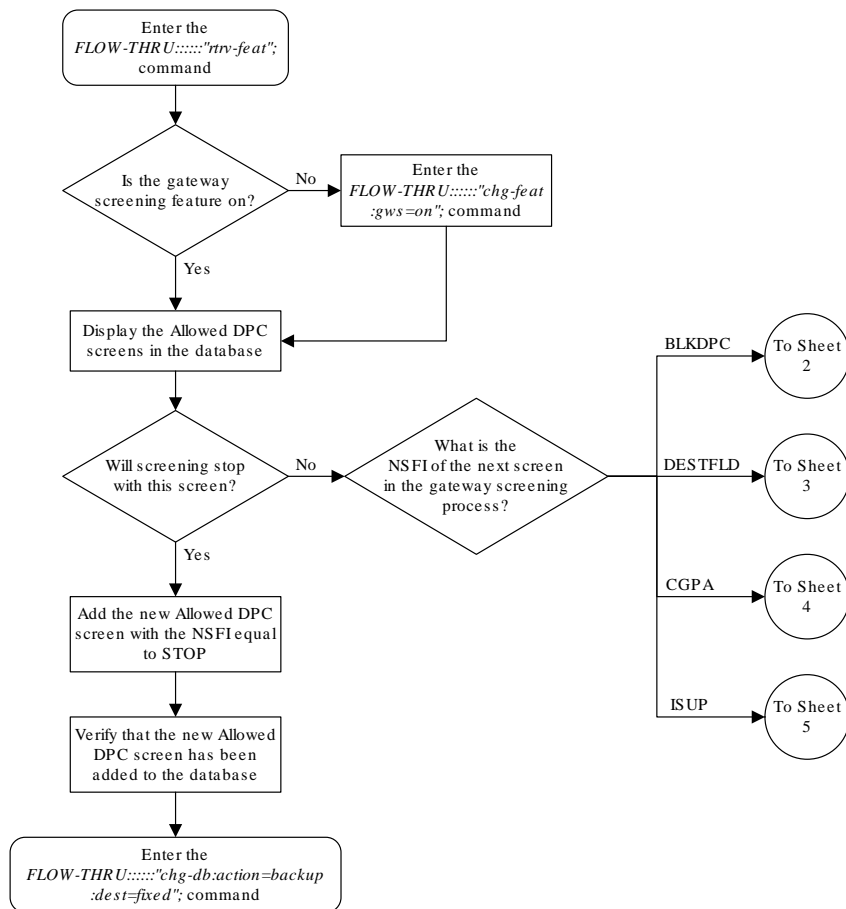
If you wish to use any of these items in adding the allowed destination point code screen to the database, perform the “Adding an **Allowed DPC Screen**” procedure in *Database Administration - GWS User's Guide* using the **SEAS** `FLOW-THRU` command with the **EAGLE** commands:

- If the allowed destination point code screen being added to the database uses **ITU-I** point codes (with or without the `pcst` parameter), 14-bit **ITU-N** point codes (with or without the `pcst` parameter), or 24-bit **ITU-N** point codes. The `pcst` parameter can be used only with **ITU-I** or 14-bit **ITU-N** point codes and cannot be used with **SEAS**.
- If gateway screening stop action sets are assigned to the allowed destination point code screen being added.

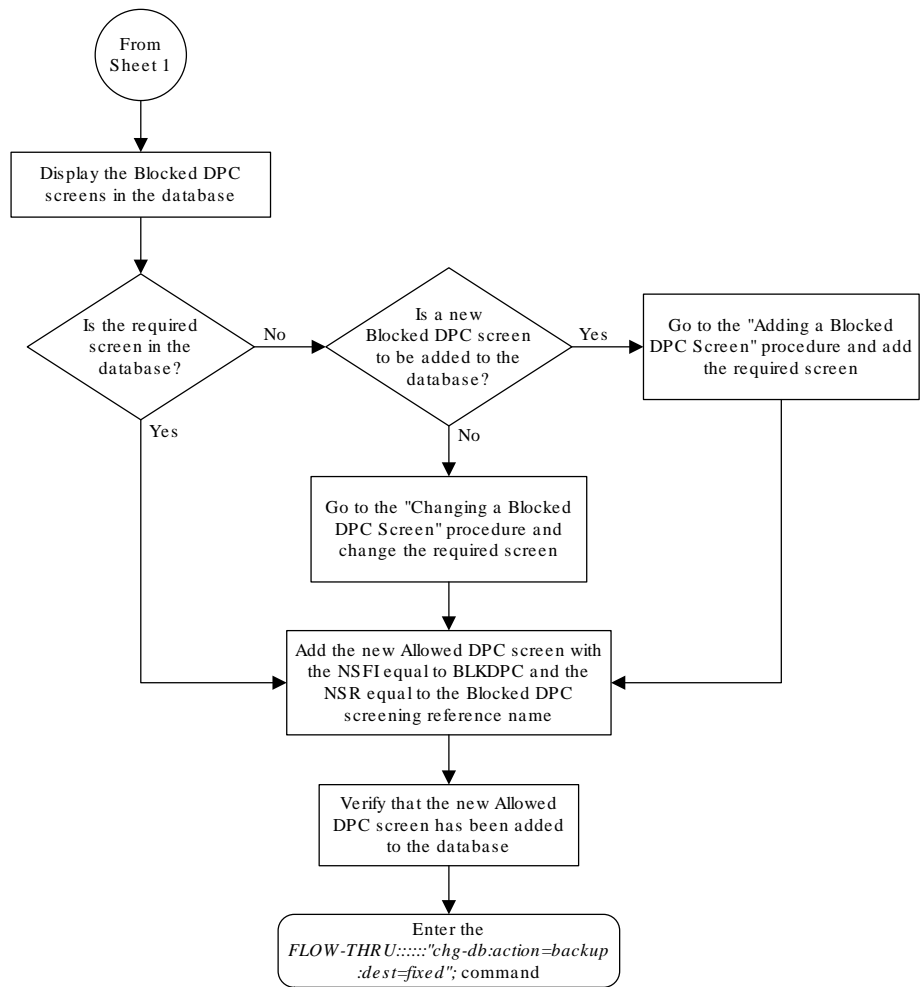
 **Note:**

Before executing this procedure, make sure you have purchased the gateway screening feature. If you are not sure if you have purchased the gateway screening feature, contact your Oracle Sales Representative or Account Representative.

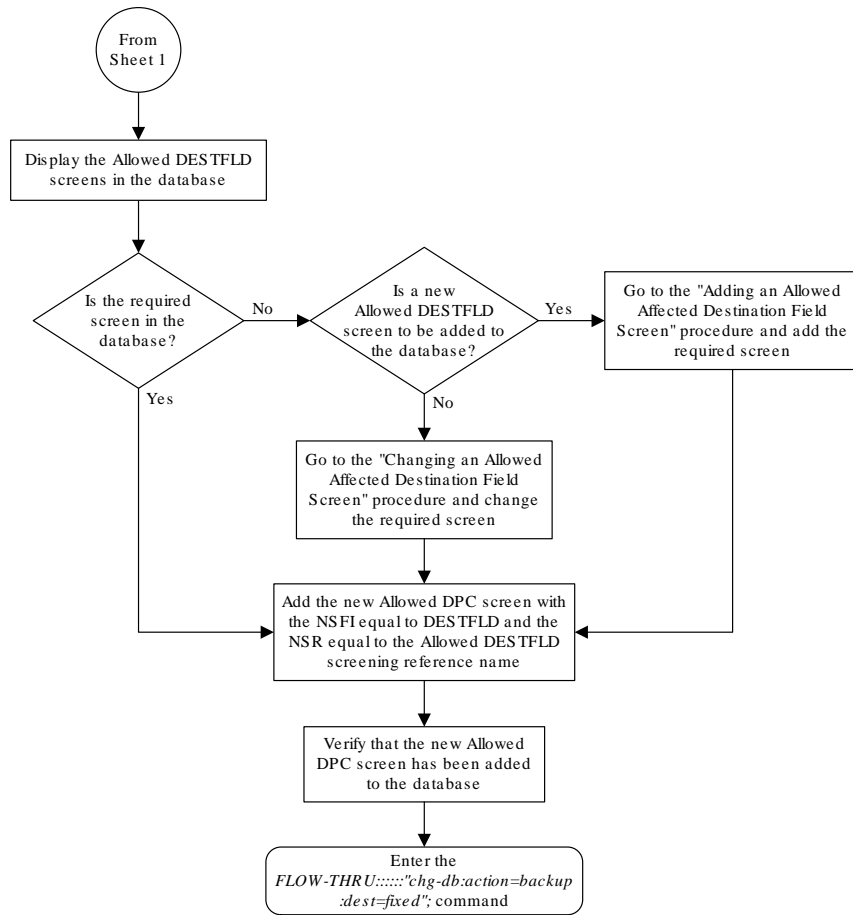
Figure 5-19 Adding an Allowed DPC Screen from the SEAS Terminal



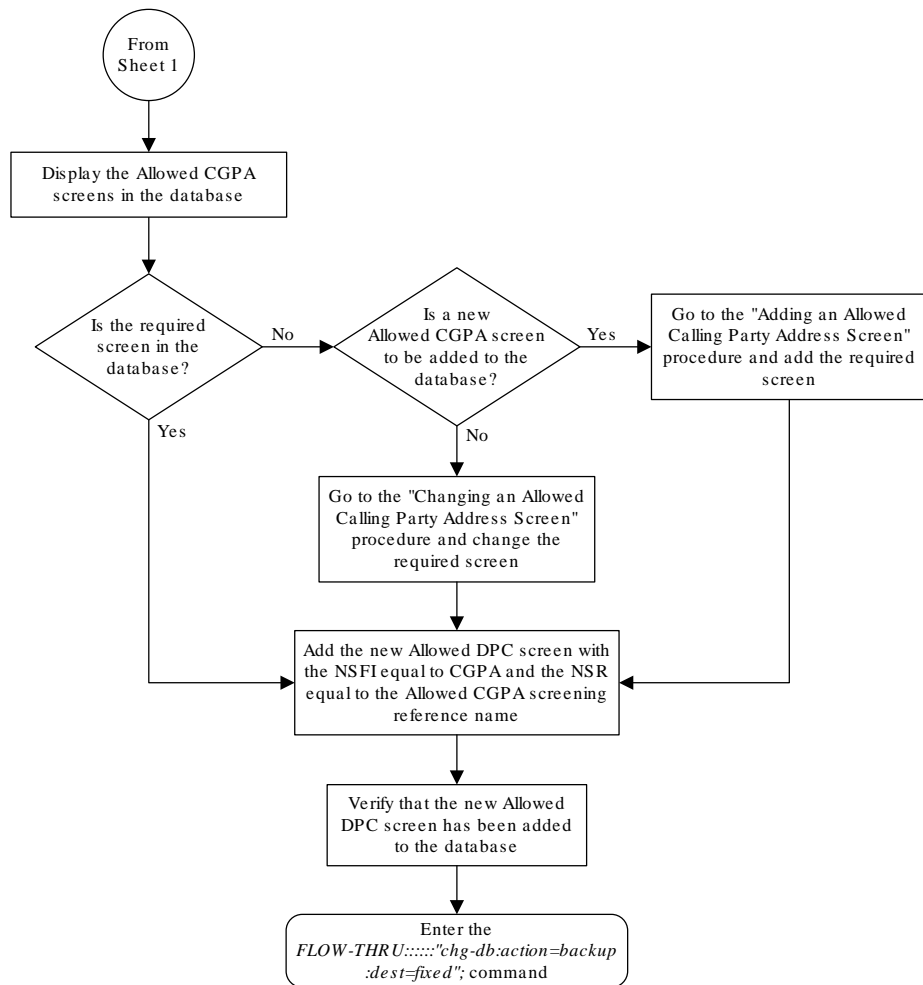
Sheet 1 of 5



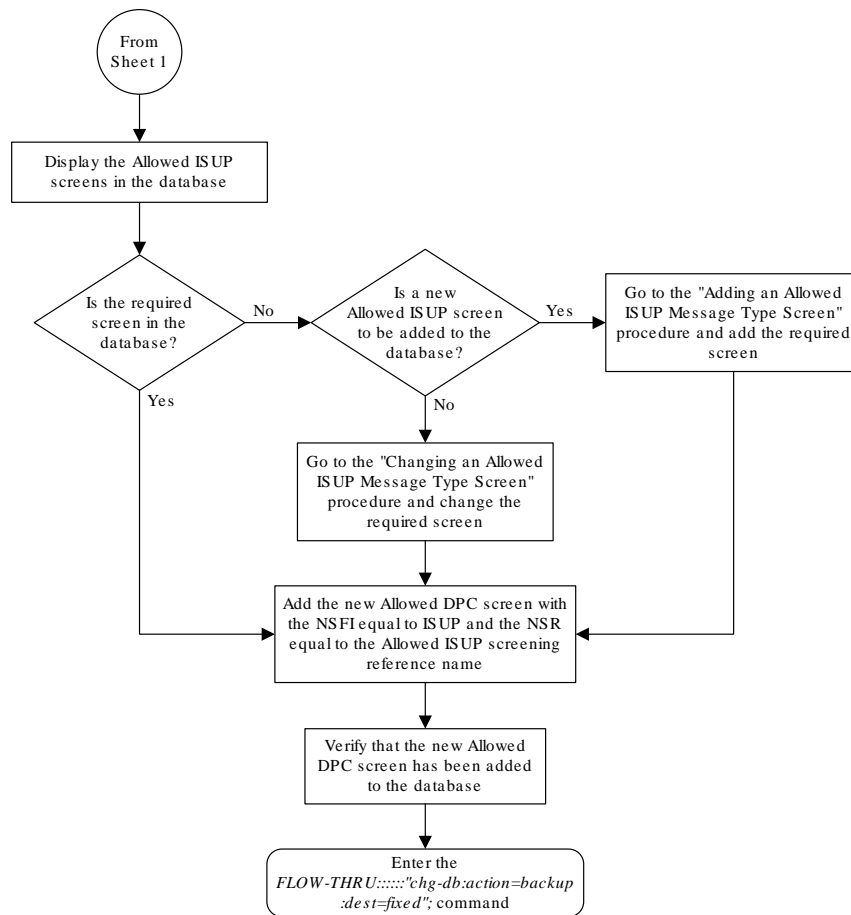
Sheet 2 of 5



Sheet 3 of 5



Sheet 4 of 5



Sheet 5 of 5

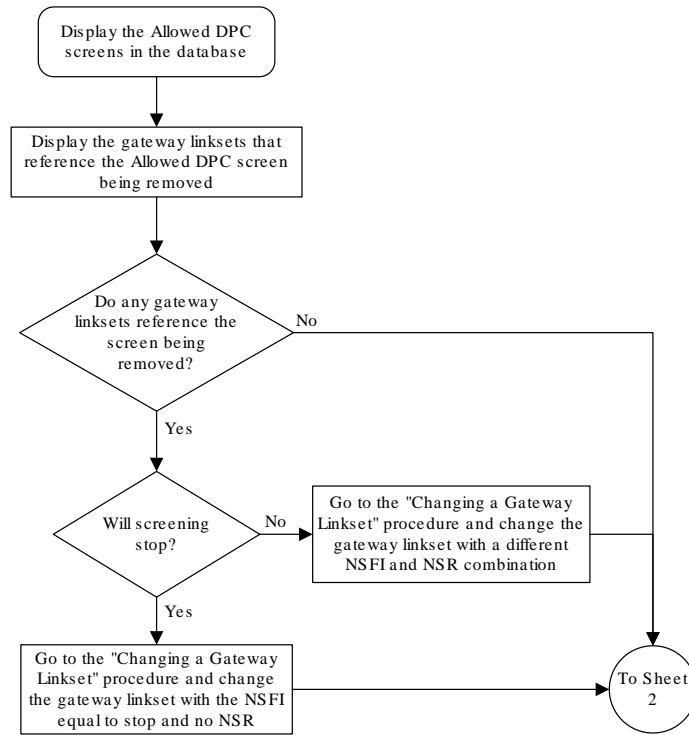
5.20 Removing an Allowed DPC Screen

This procedure is used to remove an allowed destination point code screen from the database. This procedure uses the **EAGLE** command `chg-db`. For more information on this procedure, see “Removing an **Allowed DPC** Screen” in *Database Administration - GWS User's Guide*.

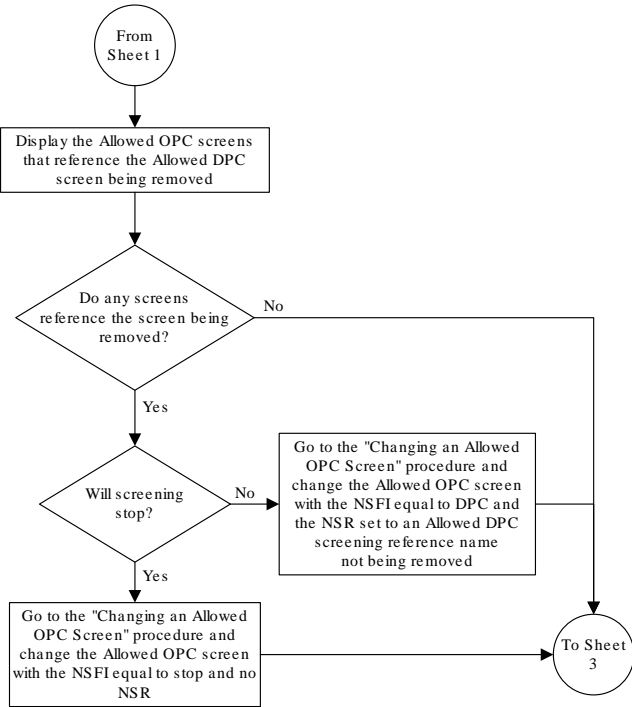
If any of the following items are used in removing the allowed destination point code screen from the database, perform the “Removing an **Allowed DPC** Screen” procedure in *Database Administration - GWS User's Guide* using the **SEAS** `FLOW-THRU` command with the **EAGLE** commands:

- If the allowed destination point code screen being removed from the database uses **ITU-I** point codes (with or without the `pcst` parameter), 14-bit **ITU-N** point codes (with or without the `pcst` parameter), or 24-bit **ITU-N** point codes. The `pcst` parameter can be used only with **ITU-I** or 14-bit **ITU-N** point codes and cannot be used with **SEAS**.
- If gateway screening stop action sets are assigned to the screens referencing the allowed destination point code screen being removed.

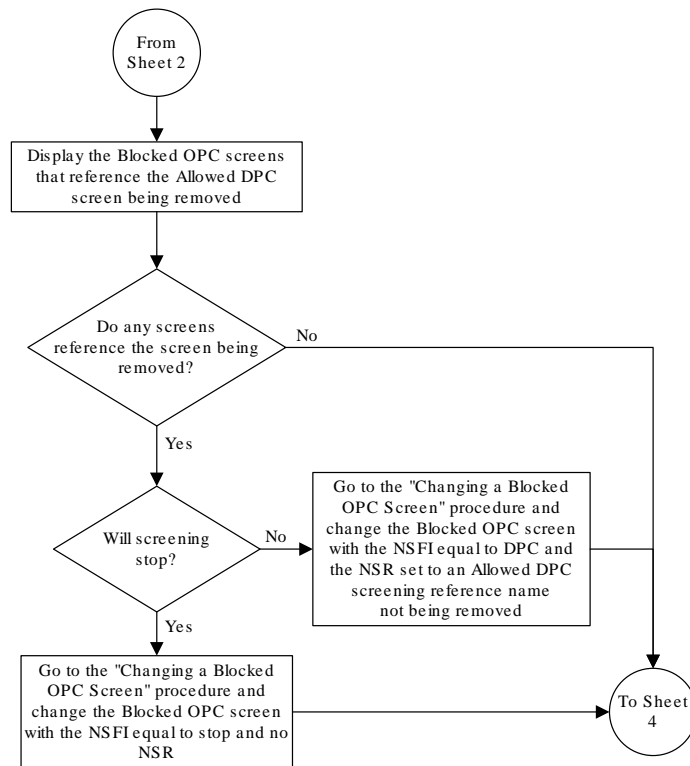
Figure 5-20 Removing an Allowed DPC Screen from the SEAS Terminal



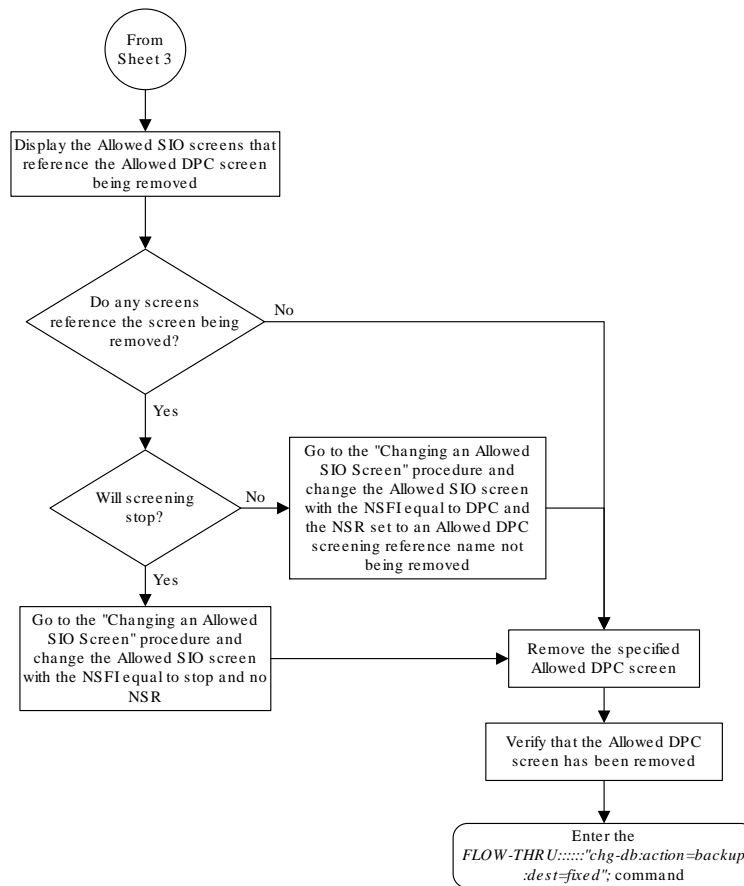
Sheet 1 of 4



Sheet 2 of 4



Sheet 3 of 4



Sheet 4 of 4

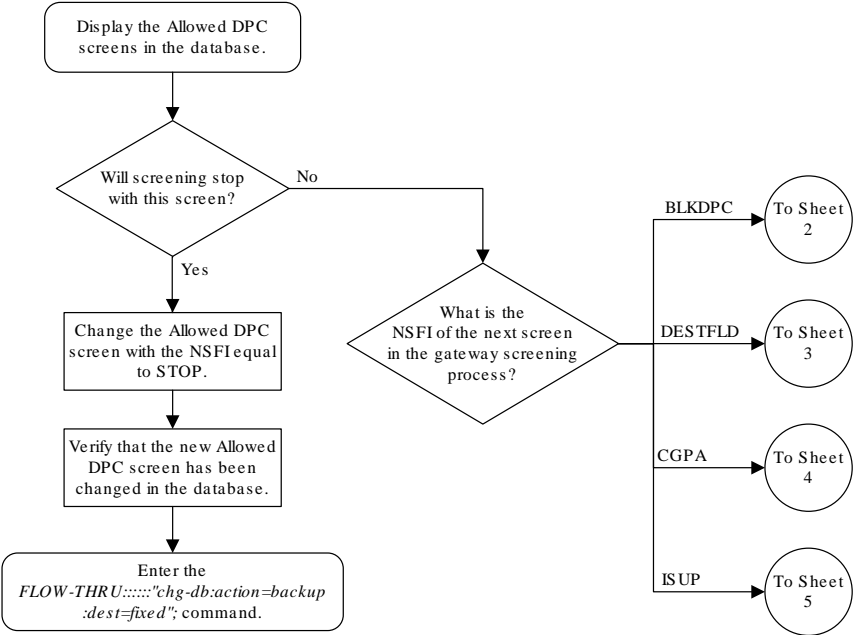
5.21 Changing an Allowed DPC Screen

This procedure is used to change an allowed destination point code screen in the database. This procedure uses the **EAGLE** command `chg-db`. For more information on this procedure, see “Changing an **Allowed DPC** Screen” in *Database Administration - GWS User's Guide*.

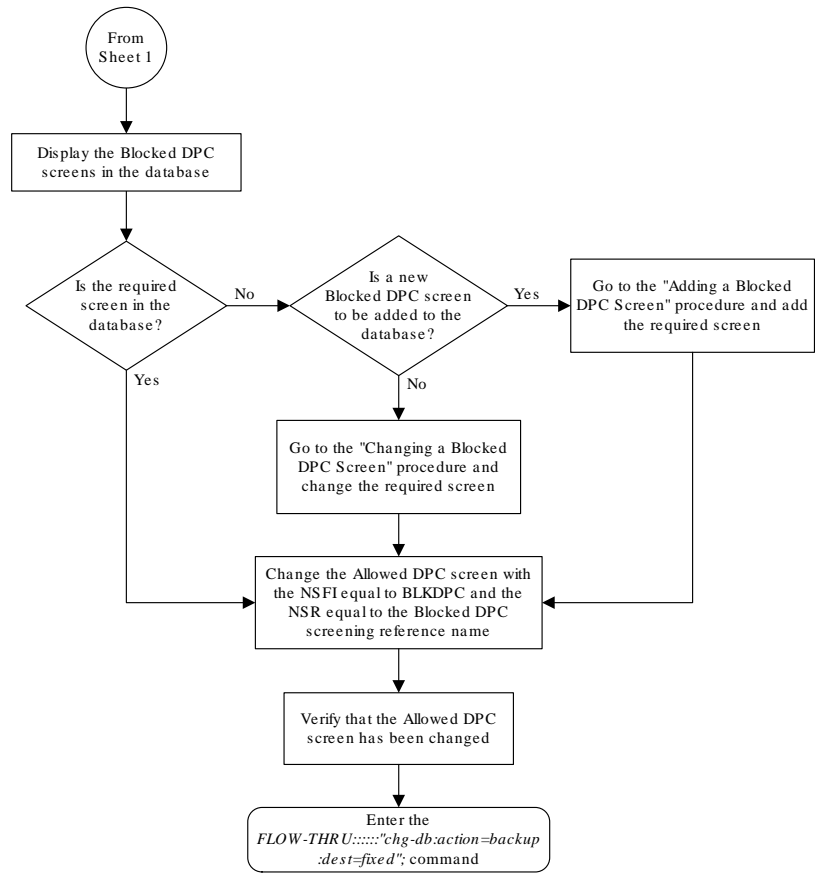
If any of the following items are used in changing the allowed destination point code screen in the database, perform the “Changing an **Allowed DPC** Screen” procedure in *Database Administration - GWS User's Guide* using the **SEAS** `FLOW-THRU` command with the **EAGLE** commands:

- If the allowed destination point code screen being changed in the database uses **ITU-I** point codes (with or without the `pcst` or `npcst` parameters), 14-bit **ITU-N** point codes (with or without the `pcst` or `npcst` parameters), or 24-bit **ITU-N** point codes. The `pcst` and `npcst` parameters can be used only with **ITU-I** or 14-bit **ITU-N** point codes and cannot be used with **SEAS**.
- If gateway screening stop action sets are assigned to the allowed destination point code screen being changed.

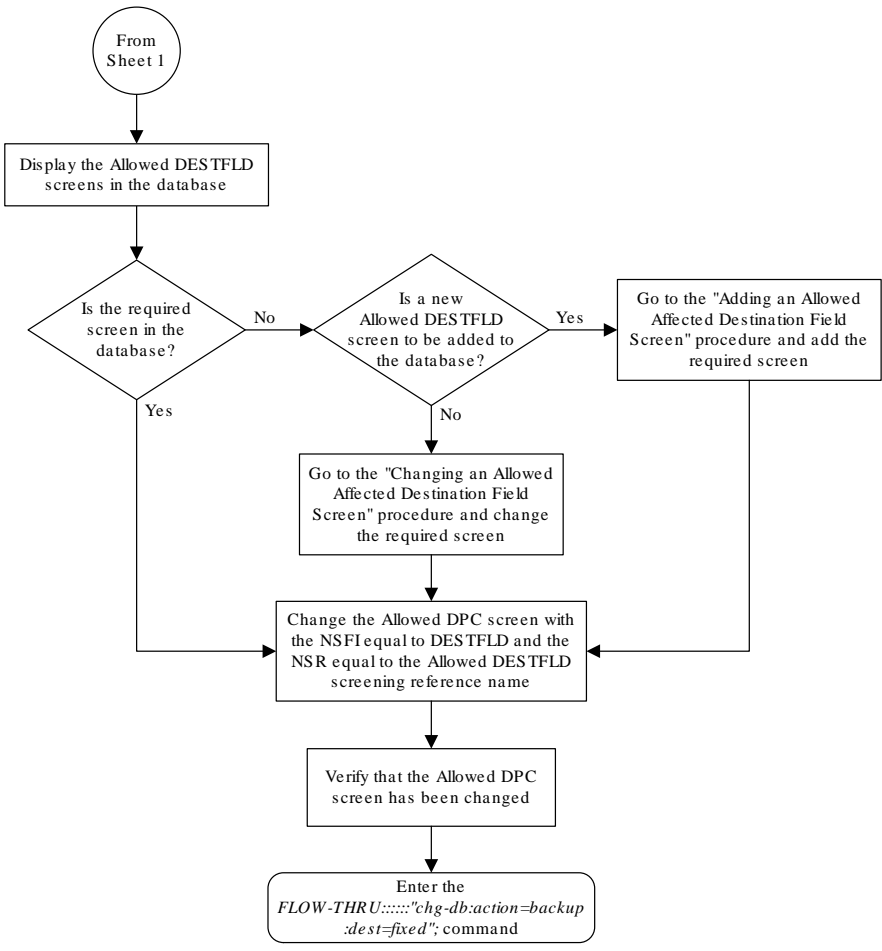
Figure 5-21 Changing an Allowed DPC Screen from the SEAS Terminal

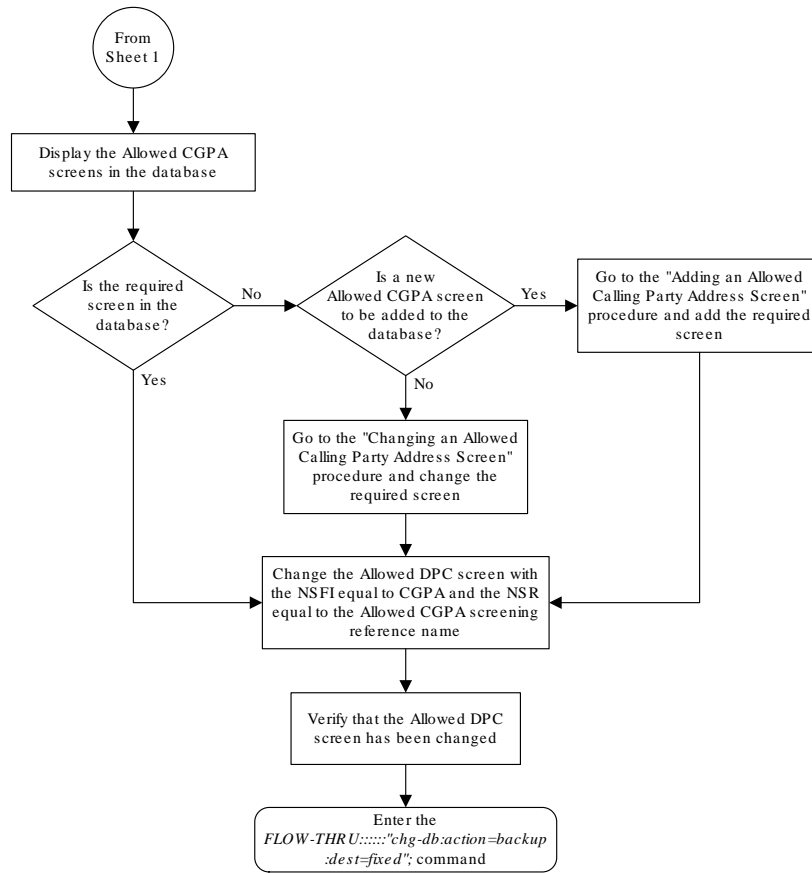


Sheet 1 of 5

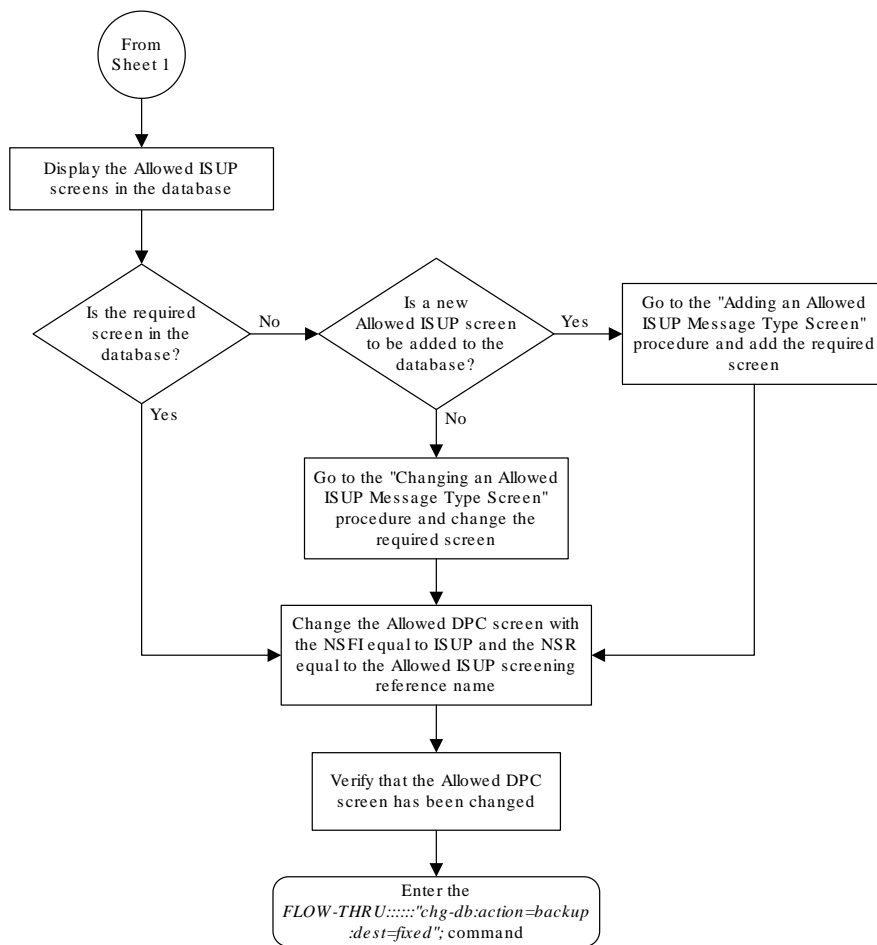


Sheet 2 of 5





Sheet 4 of 5



Sheet 5 of 5

5.22 Adding an Allowed SIO Screen

This procedure is used to add an allowed **SIO** screen to the database. This procedure uses the **EAGLE** commands `rtrv-feat`, `chg-feat`, and `chg-db`. For more information on this procedure, see “Adding an **Allowed SIO** Screen” in *Database Administration - GWS User's Guide*.

Note:

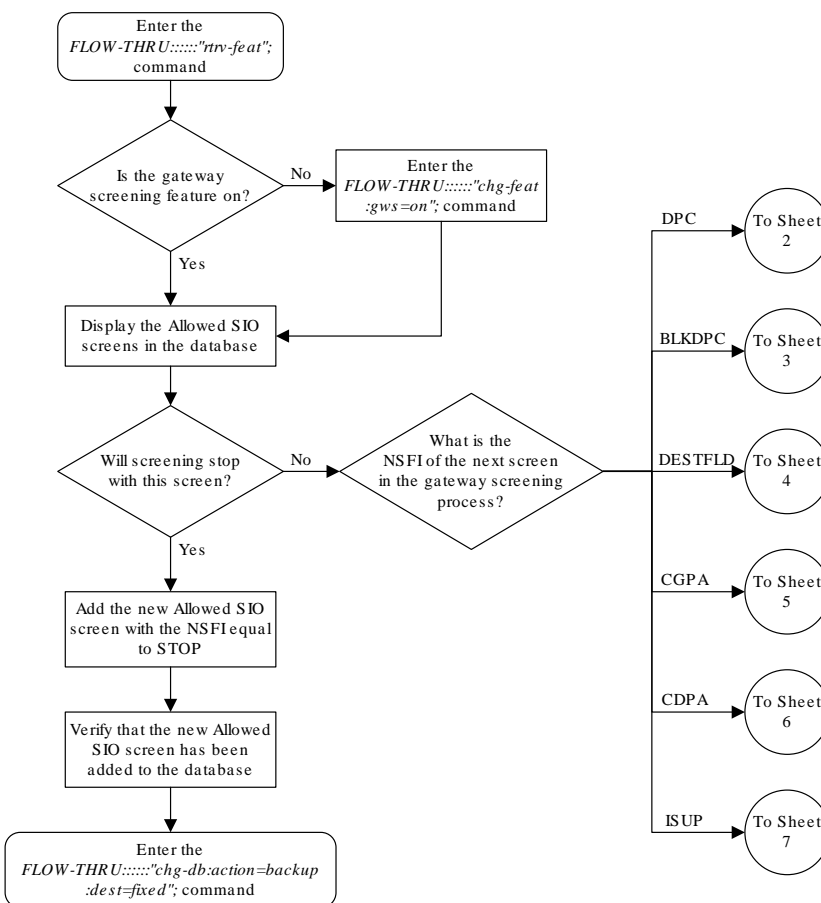
Once the gateway screening feature is turned on with the `chg-feat` command, it cannot be turned off. The gateway screening feature must be purchased before you turn the features on with the `chg-feat` command. If you are not sure whether you have purchased the gateway screening feature, contact your Oracle Sales Representative or Account Representative.

If gateway screening stop action sets are to be assigned to the allowed **SIO** screen being added to the database, perform the “Adding an **Allowed SIO** Screen” procedure in *Database Administration - GWS User's Guide* using the **SEAS** `FLOW-THRU` command with the **EAGLE** commands.

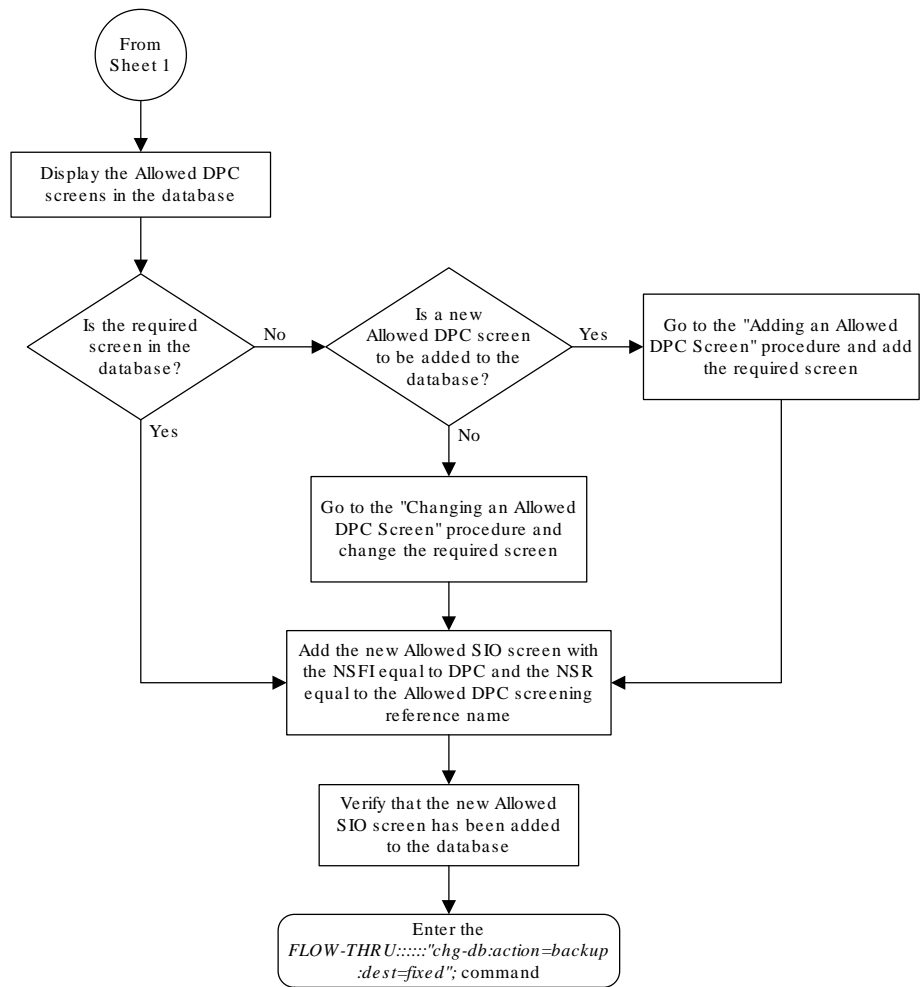
 **Note:**

Before executing this procedure, make sure you have purchased the gateway screening feature. If you are not sure if you have purchased the gateway screening feature, contact your Oracle Sales Representative or Account Representative.

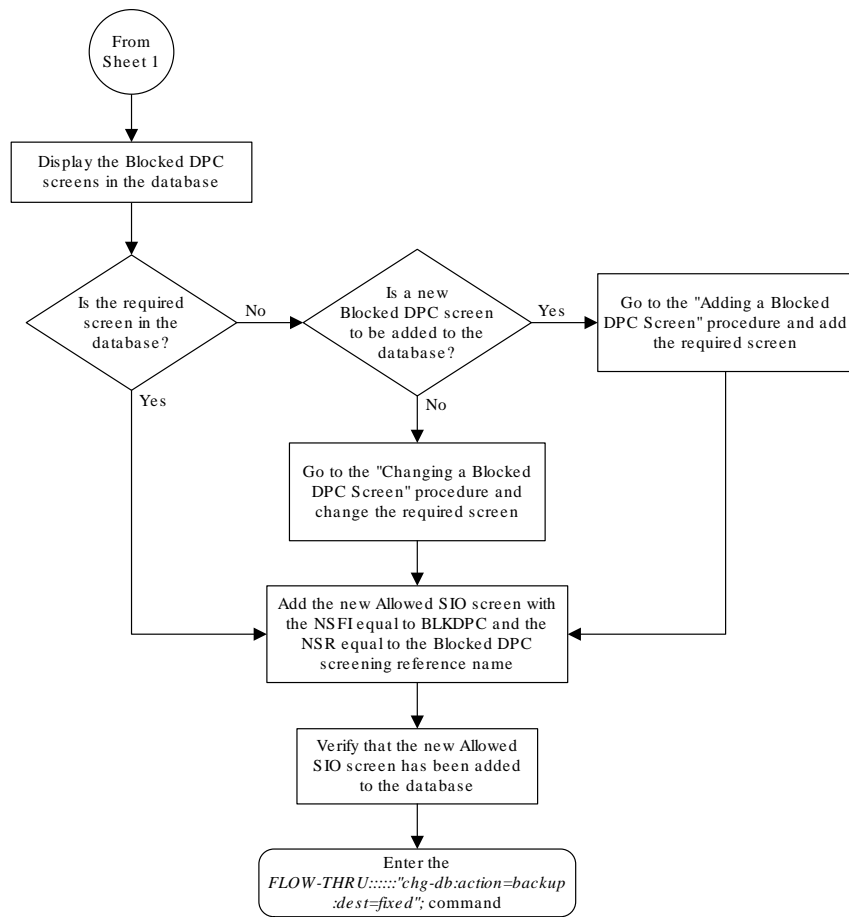
Figure 5-22 Adding an Allowed SIO Screen from the SEAS Terminal



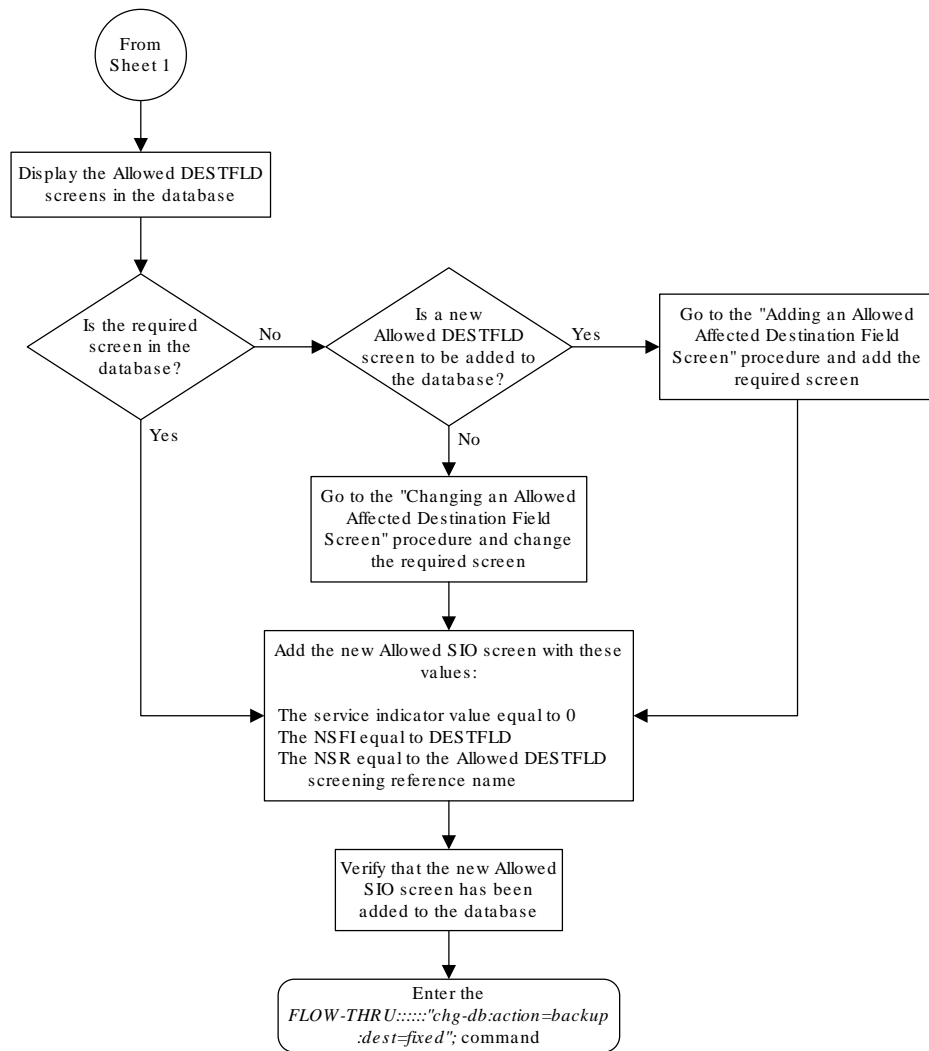
Sheet 1 of 7



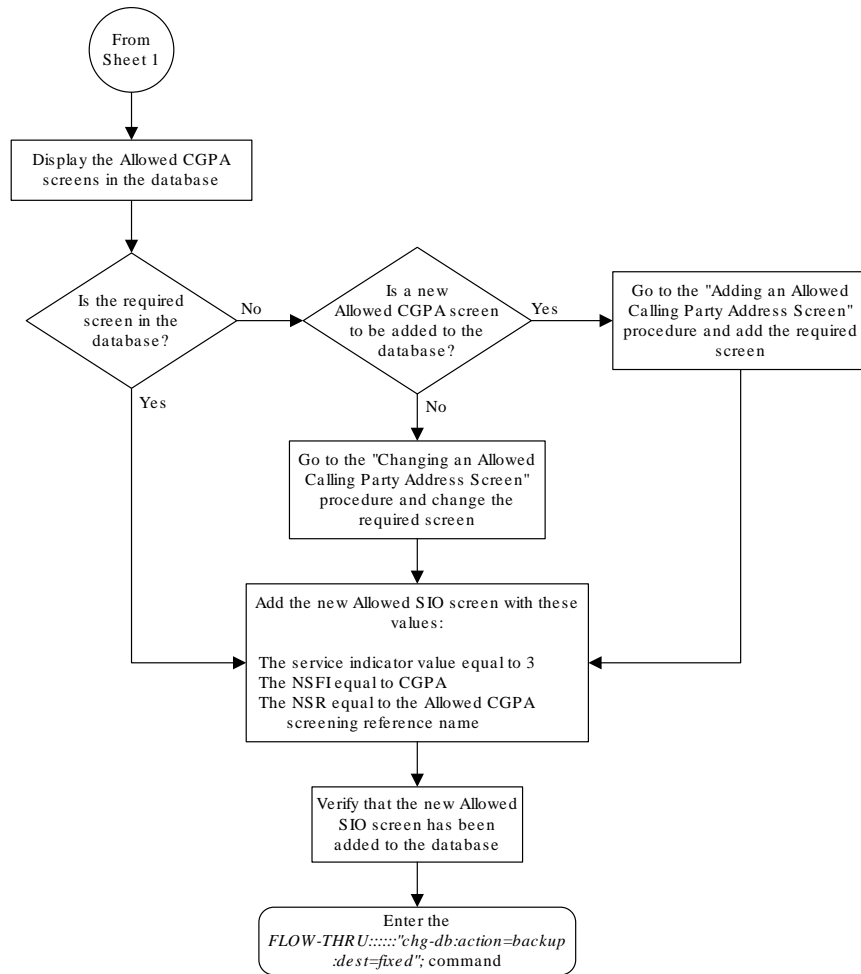
Sheet 2 of 7



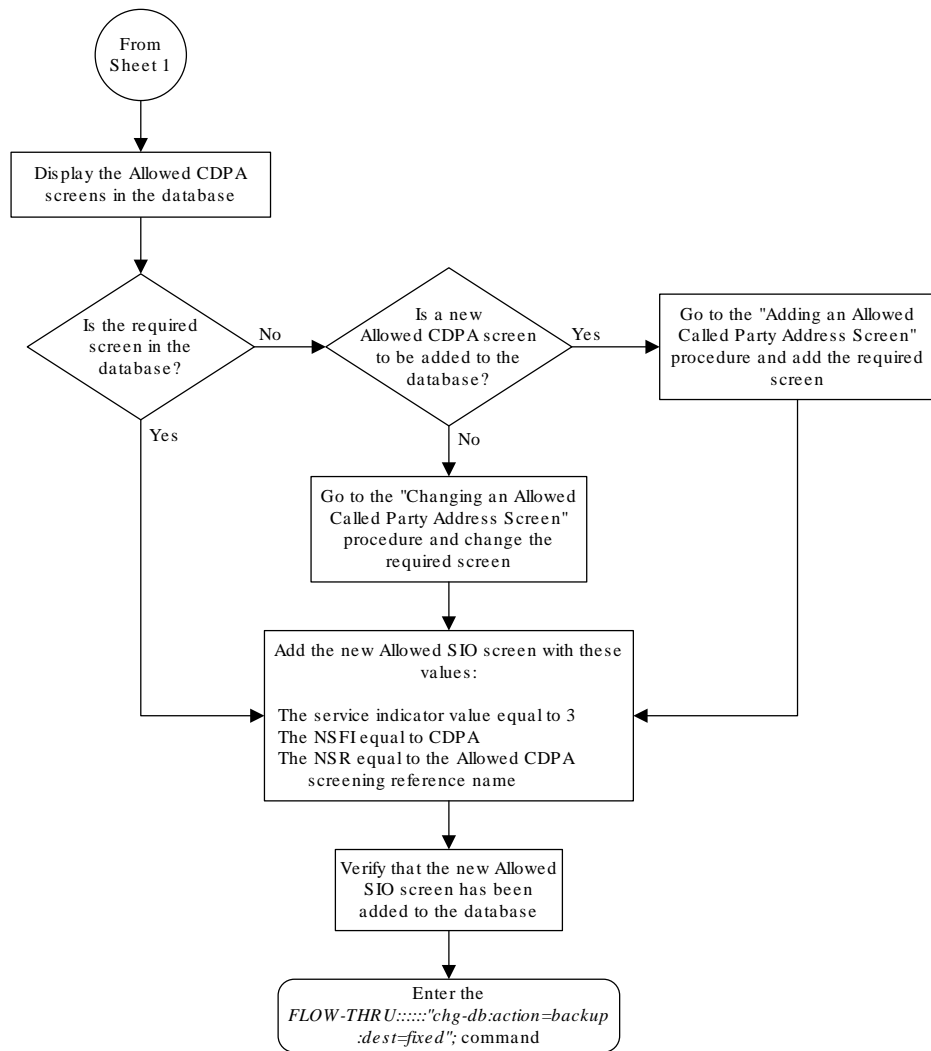
Sheet 3 of 7



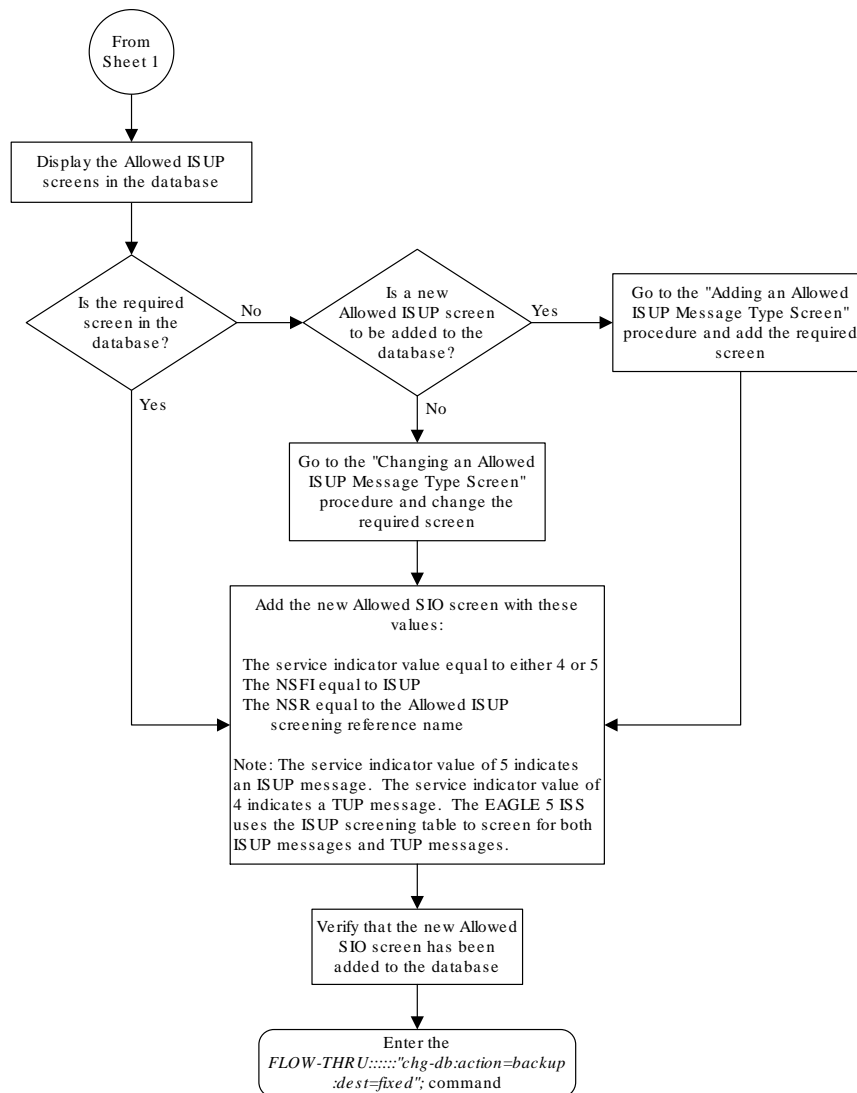
Sheet 4 of 7



Sheet 5 of 7



Sheet 6 of 7



Sheet 7 of 7

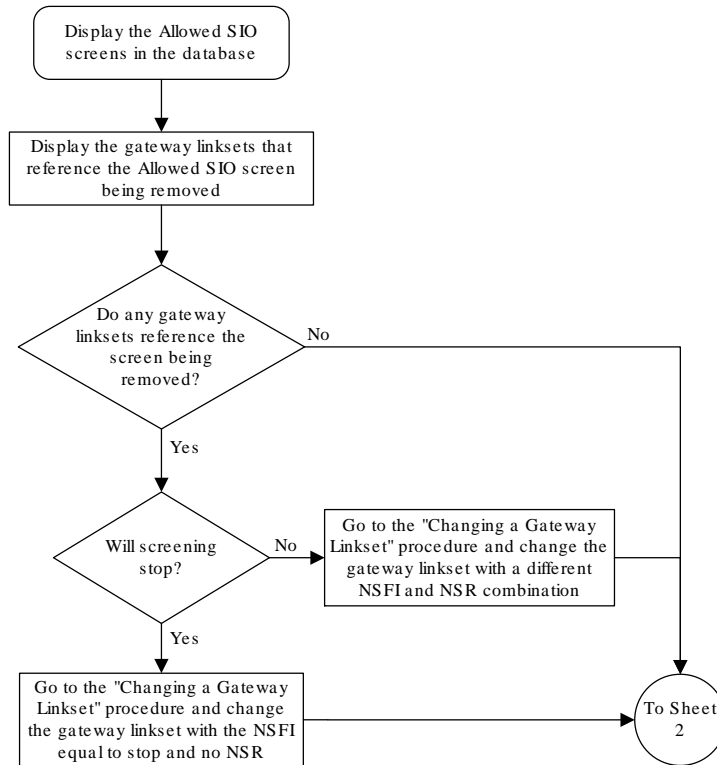
5.23 Removing an Allowed SIO Screen

This procedure is used to remove an allowed **SIO** screen from the database. This procedure uses the **EAGLE** command `chg-db`. For more information on this procedure, see “Removing an **Allowed SIO** Screen” in *Database Administration - GWS User's Guide*.

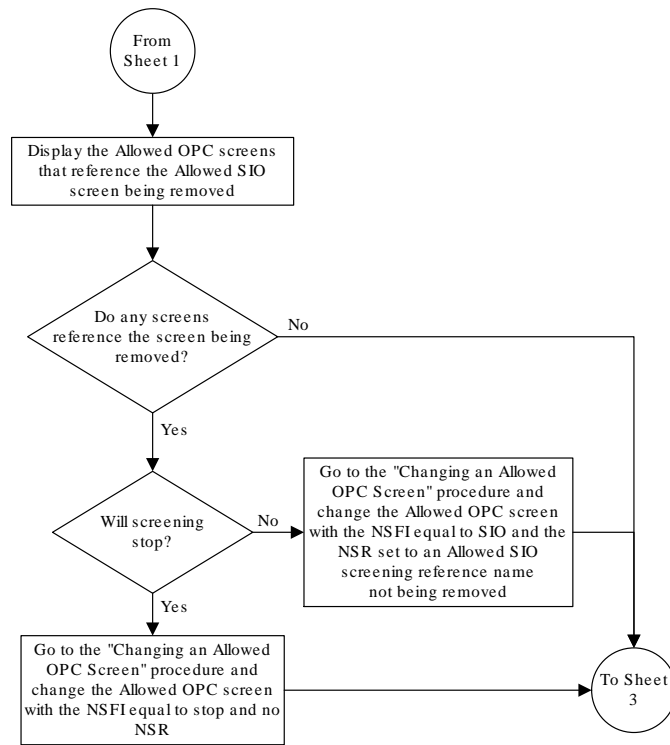
If gateway screening stop action sets are assigned to the screens referencing the allowed **SIO** screen being removed from the database, perform the “Removing an

Allowed SIO Screen" procedure in *Database Administration - GWS User's Guide* using the SEAS FLOW-THRU command with the EAGLE commands.

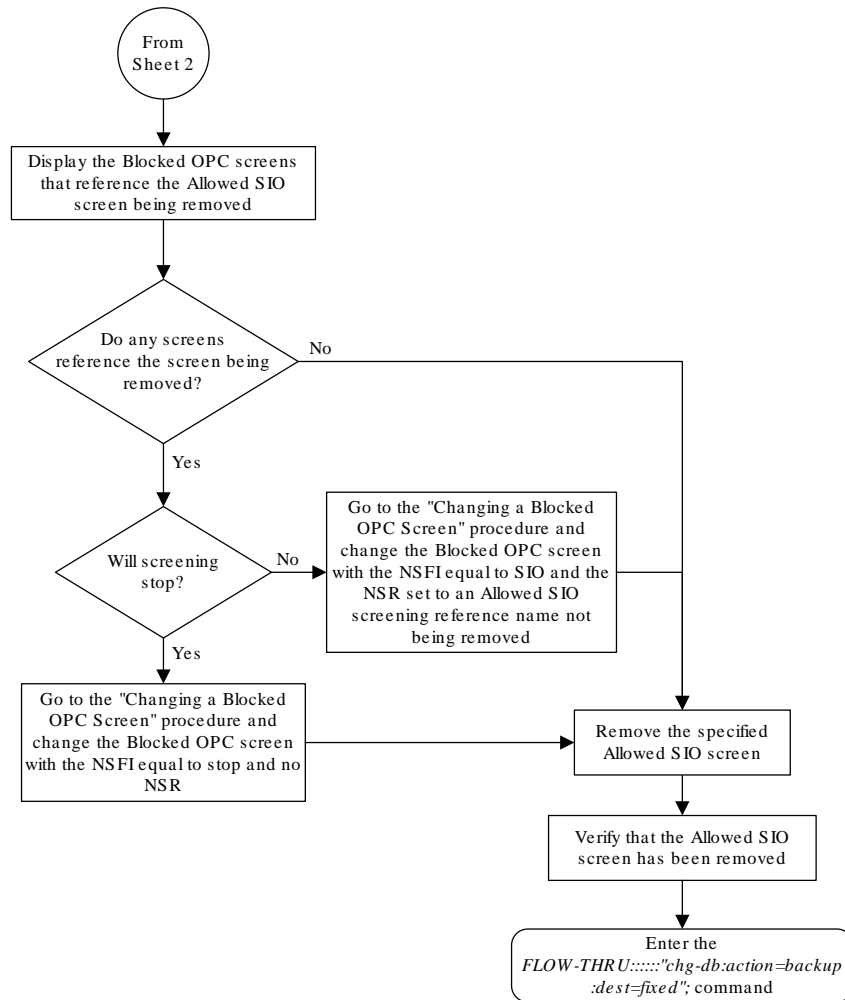
Figure 5-23 Removing an Allowed SIO Screen from the SEAS Terminal



Sheet 1 of 3



Sheet 2 of 3



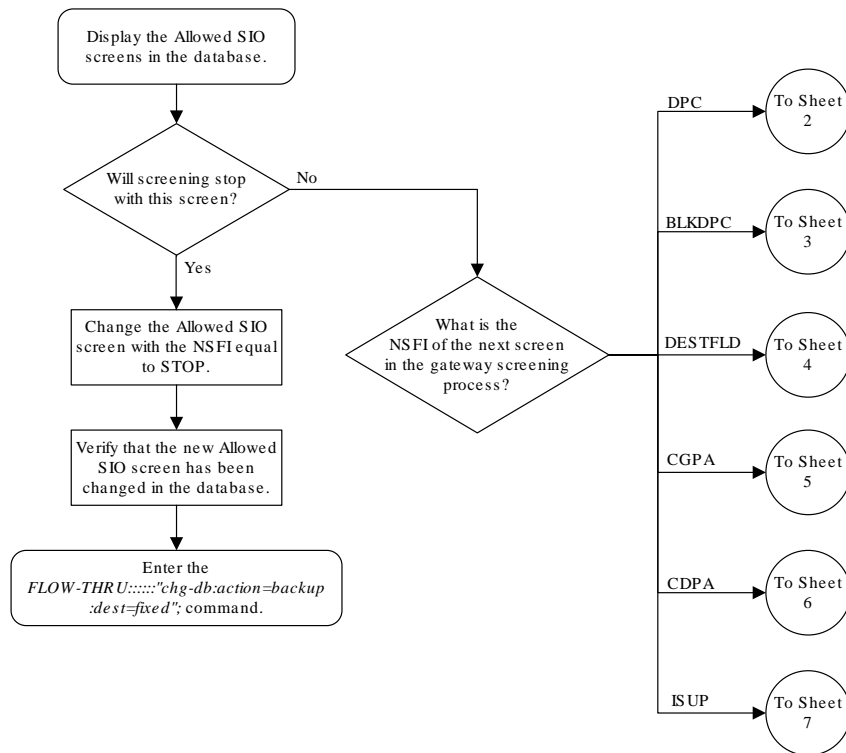
Sheet 3 of 3

5.24 Changing an Allowed SIO Screen

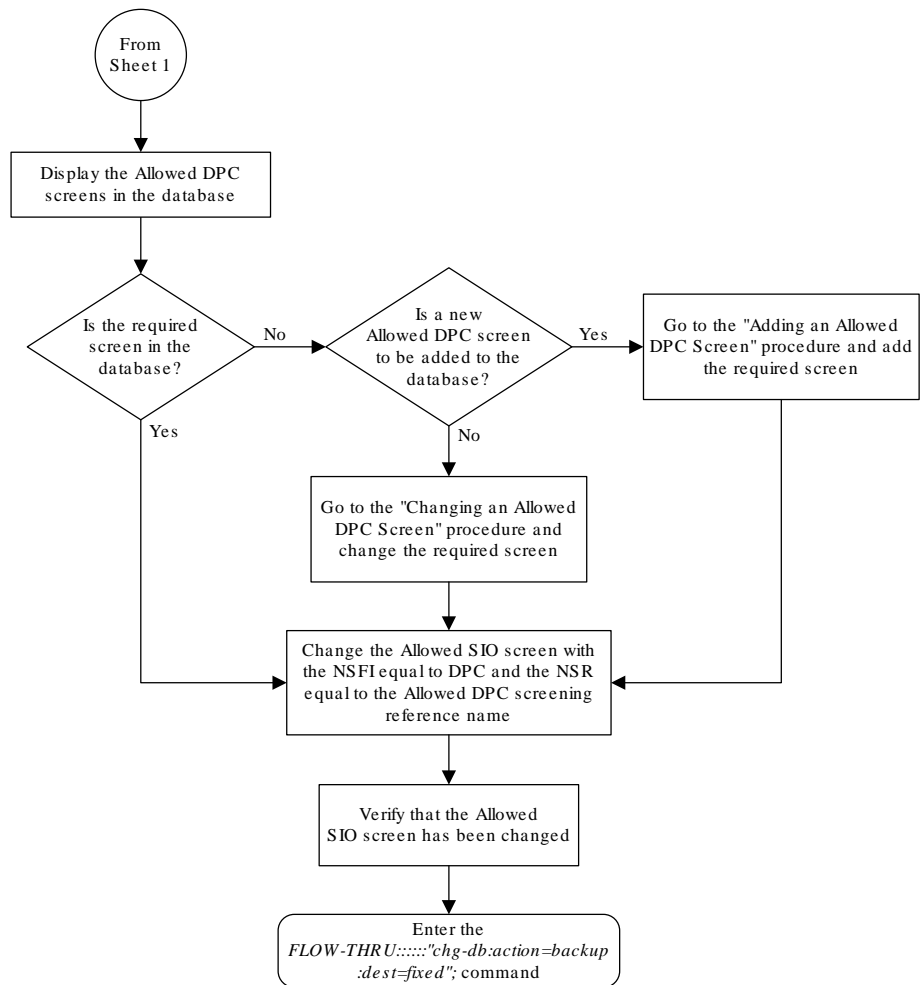
This procedure is used to change an allowed **SIO** screen in the database. This procedure uses the **EAGLE** command `chg-db`. For more information on this procedure, see “Changing an **Allowed SIO** Screen” in *Database Administration - GWS User's Guide*.

If gateway screening stop action sets are to be assigned to the allowed **SIO** screen being changed in the database, perform the “Changing an **Allowed SIO** Screen” procedure in *Database Administration - GWS User's Guide* using the **SEAS** `FLOW-THRU` command with the **EAGLE** commands.

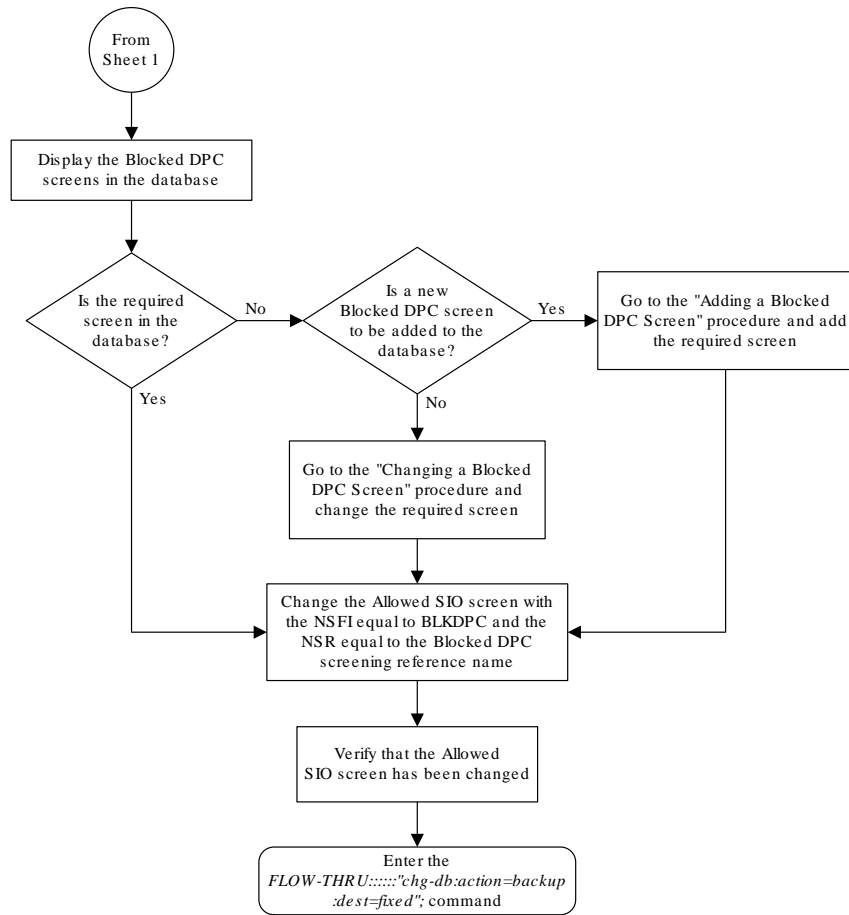
Figure 5-24 Changing an Allowed SIO Screen from the SEAS Terminal



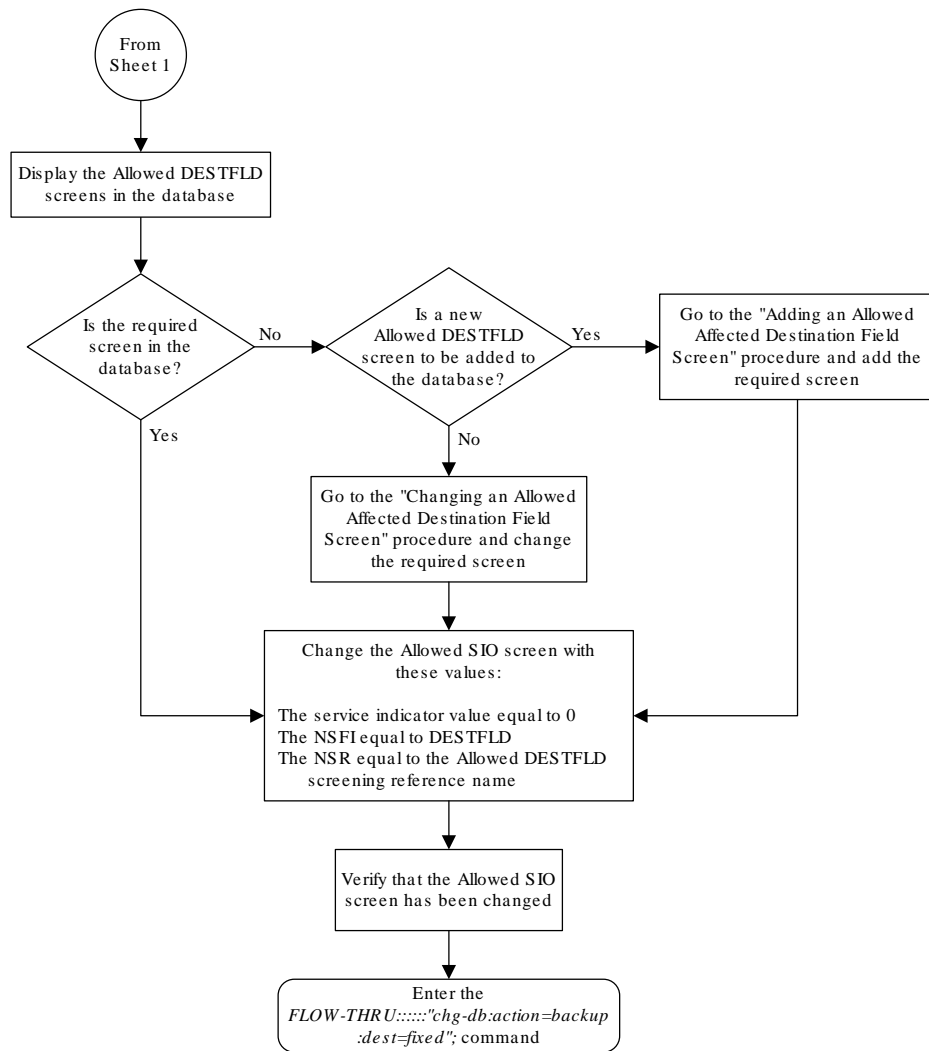
Sheet 1 of 7



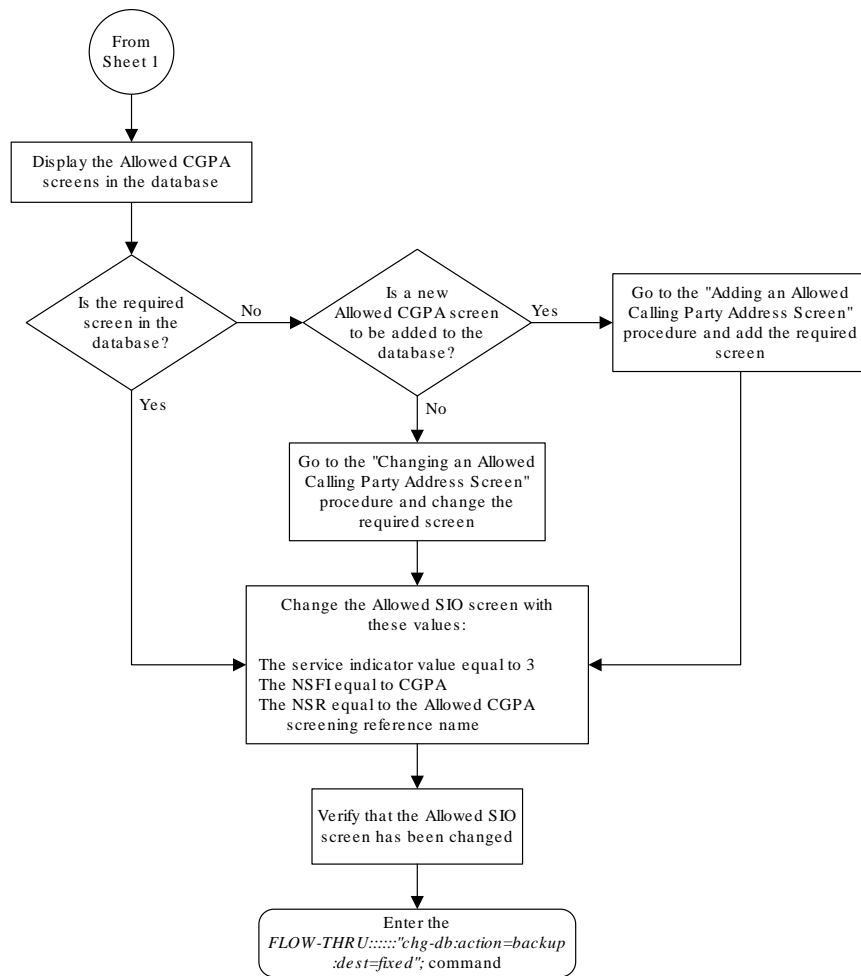
Sheet 2 of 7



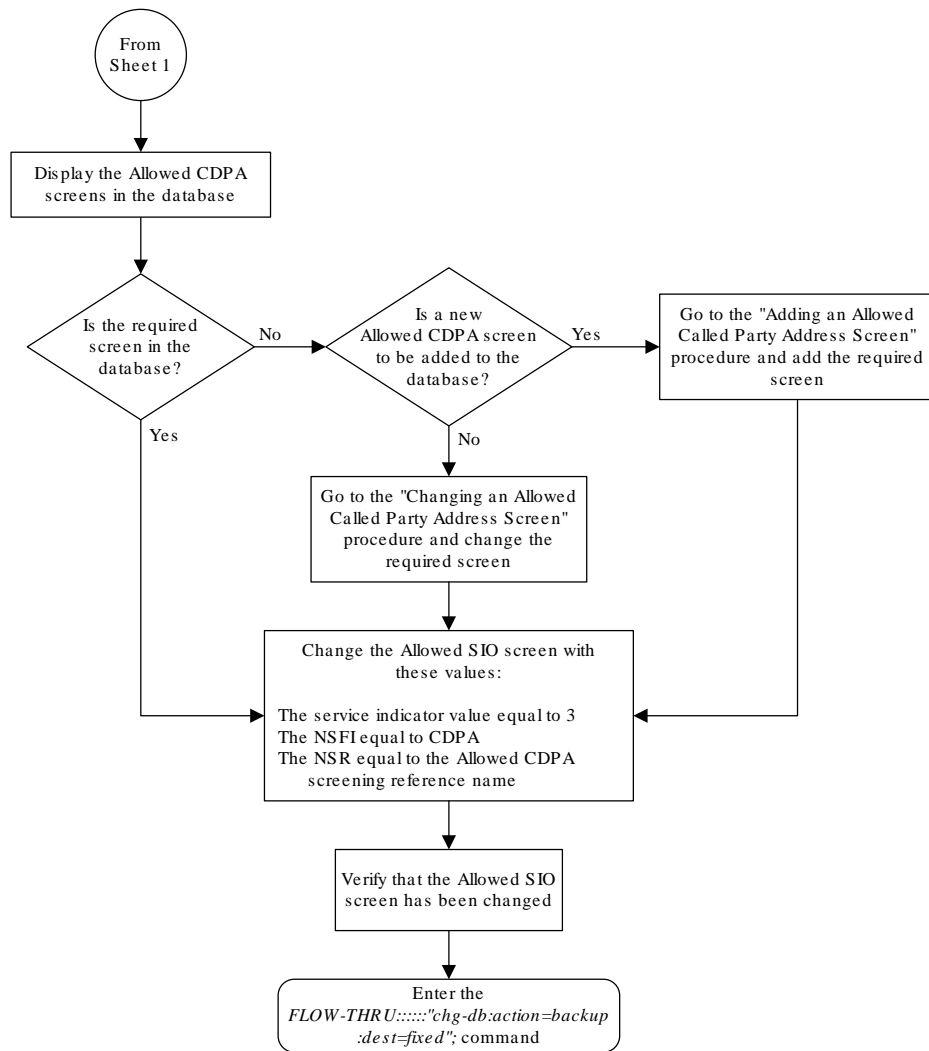
Sheet 3 of 7



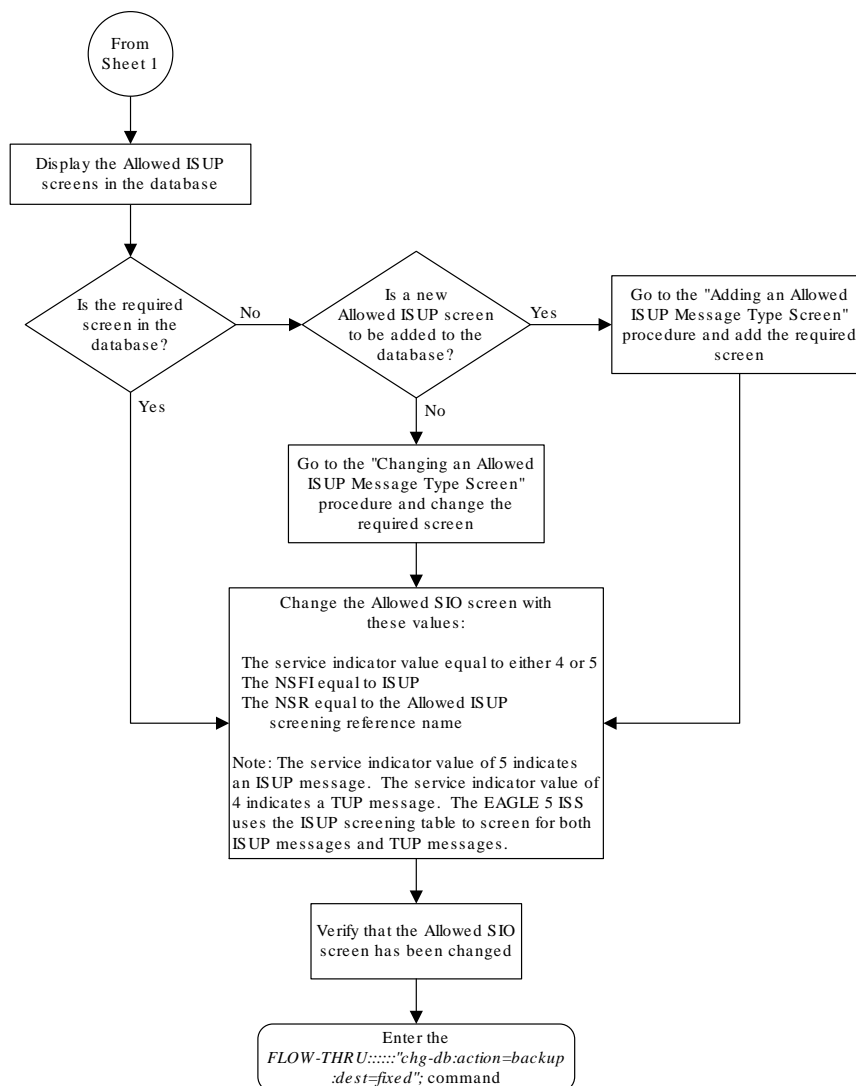
Sheet 4 of 7



Sheet 5 of 7



Sheet 6 of 7



Sheet 7 of 7

5.25 Adding a Blocked OPC Screen

This procedure is used to add a blocked origination point code screen to the database. This procedure uses the **EAGLE** commands `rtrv-feat`, `chg-feat`, and `chg-db`. For more information on this procedure, see “Adding a Blocked **OPC** Screen” in *Database Administration - GWS User's Guide*.

 **Note:**

Once the gateway screening feature is turned on with the `chg-feat` command, it cannot be turned off.

The gateway screening feature must be purchased before you turn the features on with the `chg-feat` command. If you are not sure whether you have purchased the gateway screening feature, contact your Oracle Sales Representative or Account Representative.

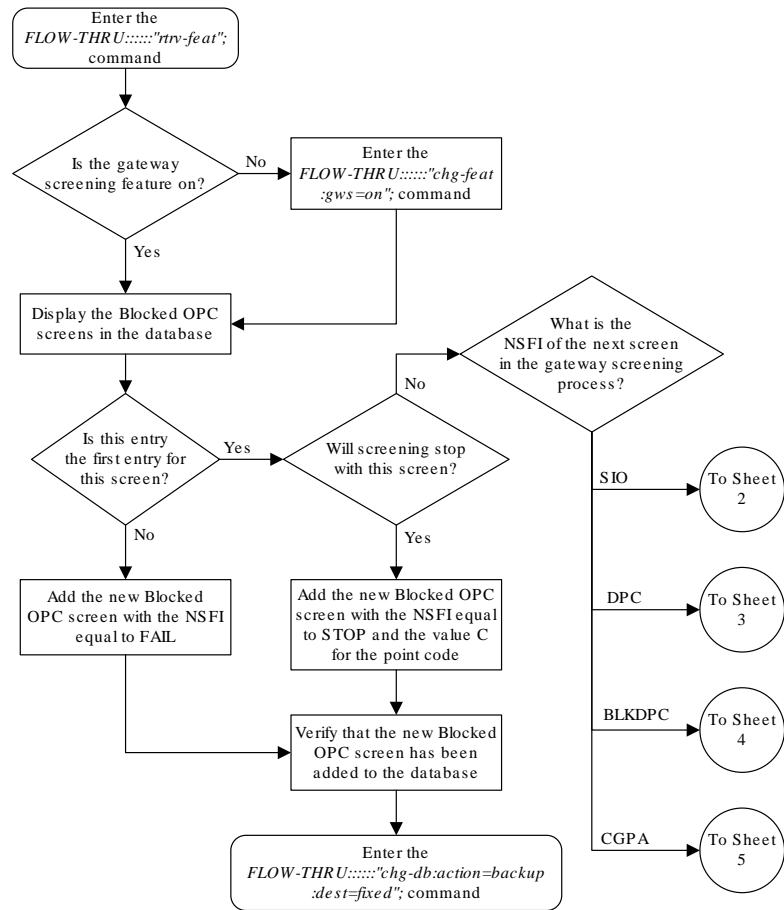
If you wish to use any of these items in adding the blocked origination point code screen to the database, perform the “Adding a Blocked **OPC** Screen” procedure in *Database Administration - GWS User's Guide* using the **SEAS** `FLOW-THRU` command with the **EAGLE** commands:

- If the blocked origination point code screen being added to the database uses **ITU-I** point codes (with or without the `pcst` parameter), 14-bit **ITU-N** point codes (with or without the `pcst` parameter), or 24-bit **ITU-N** point codes. The `pcst` parameter can be used only with **ITU-I** or 14-bit **ITU-N** point codes and cannot be used with **SEAS**.
- If gateway screening stop action sets are assigned to the blocked origination point code screen being added.

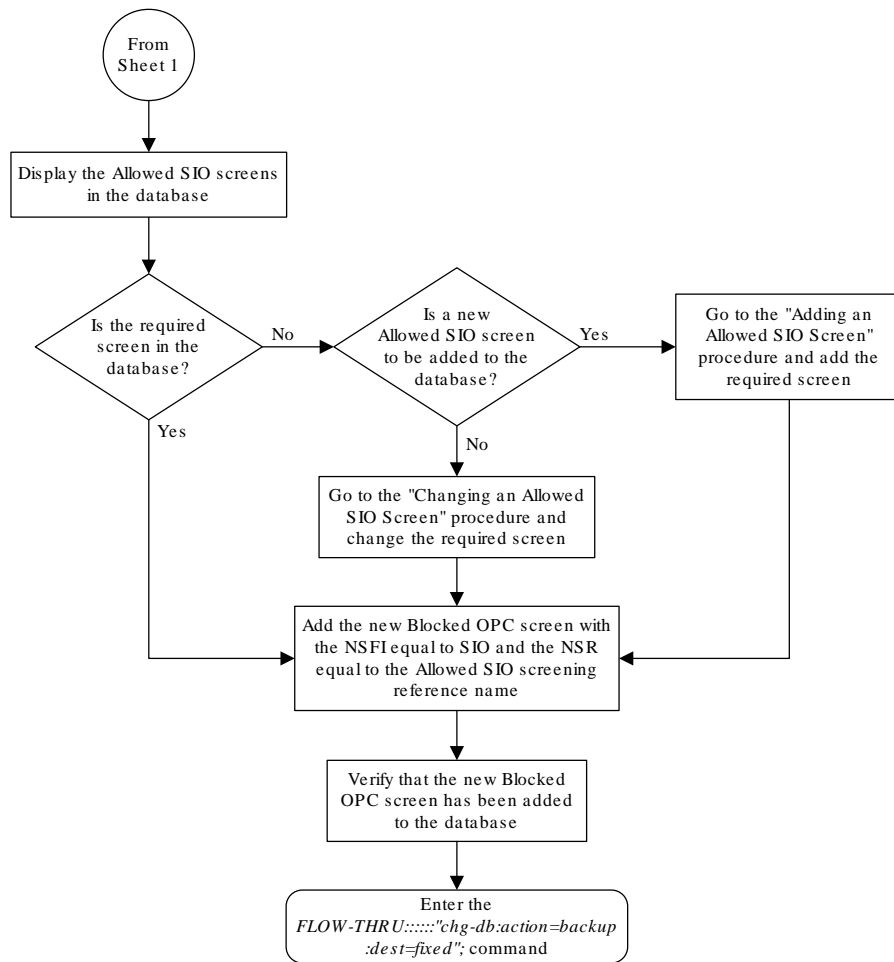
 **Note:**

Before executing this procedure, make sure you have purchased the gateway screening feature. If you are not sure if you have purchased the gateway screening feature, contact your Oracle Sales Representative or Account Representative.

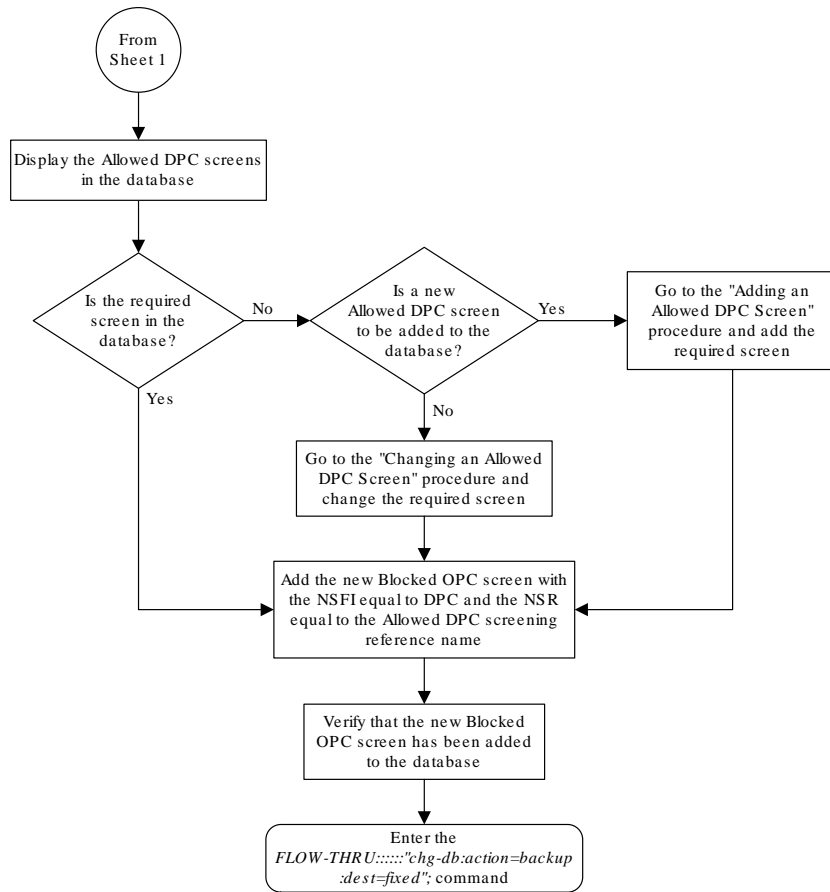
Figure 5-25 Adding a Blocked OPC Screen from the SEAS Terminal



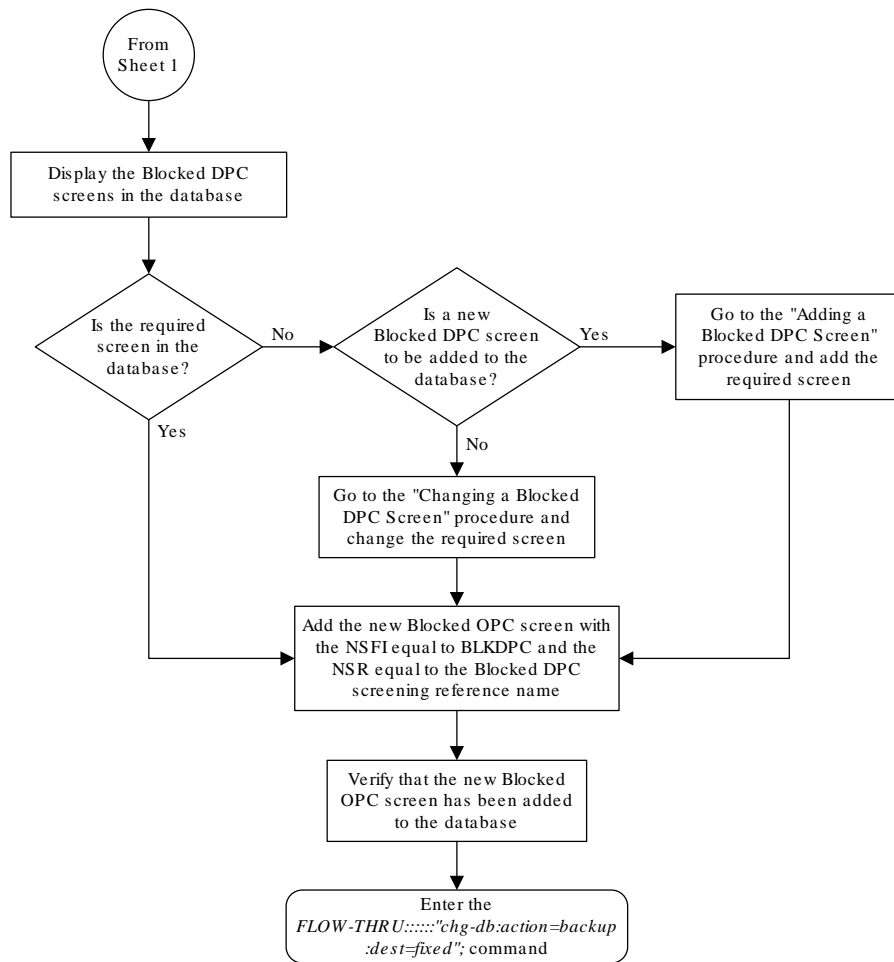
Sheet 1 of 5



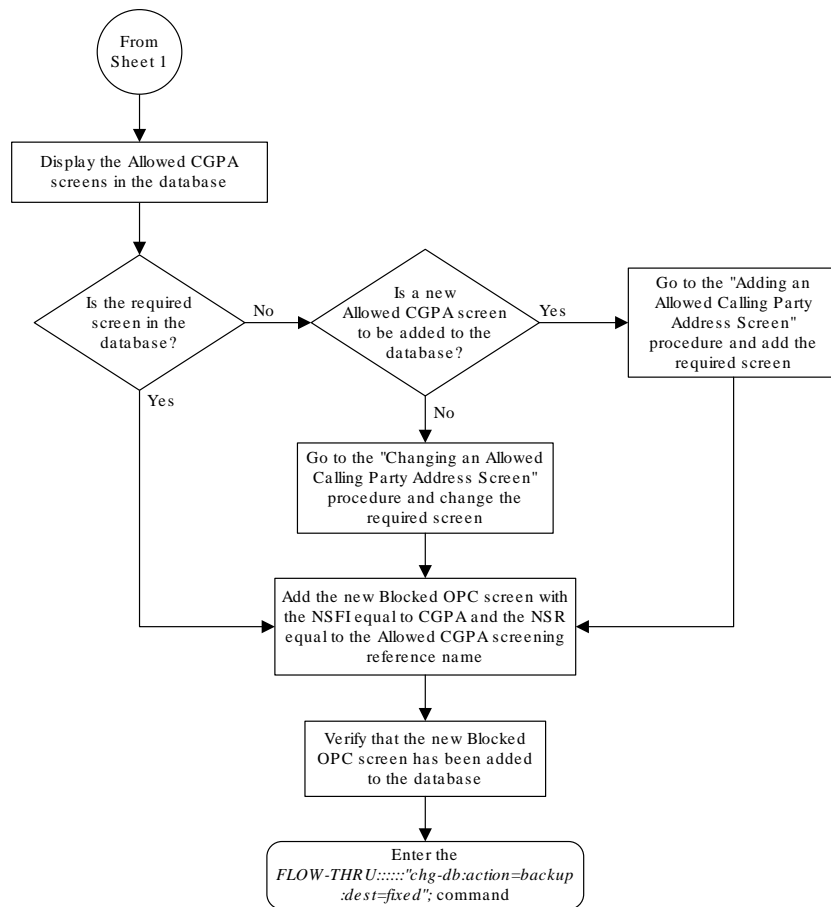
Sheet 2 of 5



Sheet 3 of 5



Sheet 4 of 5



Sheet 5 of 5

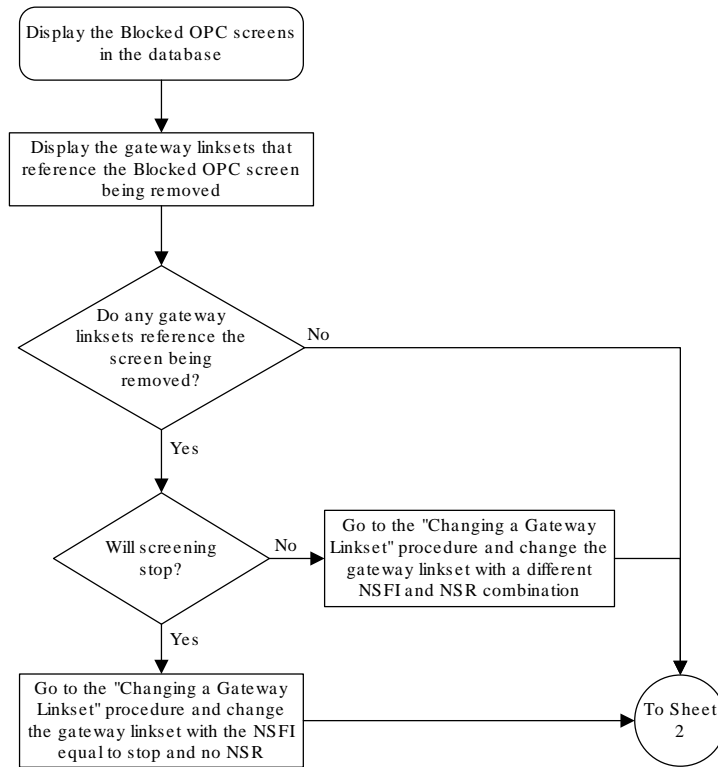
5.26 Removing a Blocked OPC Screen

This procedure is used to remove a blocked origination point code screen from the database. This procedure uses the **EAGLE** command `chg-db`. For more information on this procedure, see “Removing a Blocked **OPC** Screen” in *Database Administration - GWS User's Guide*.

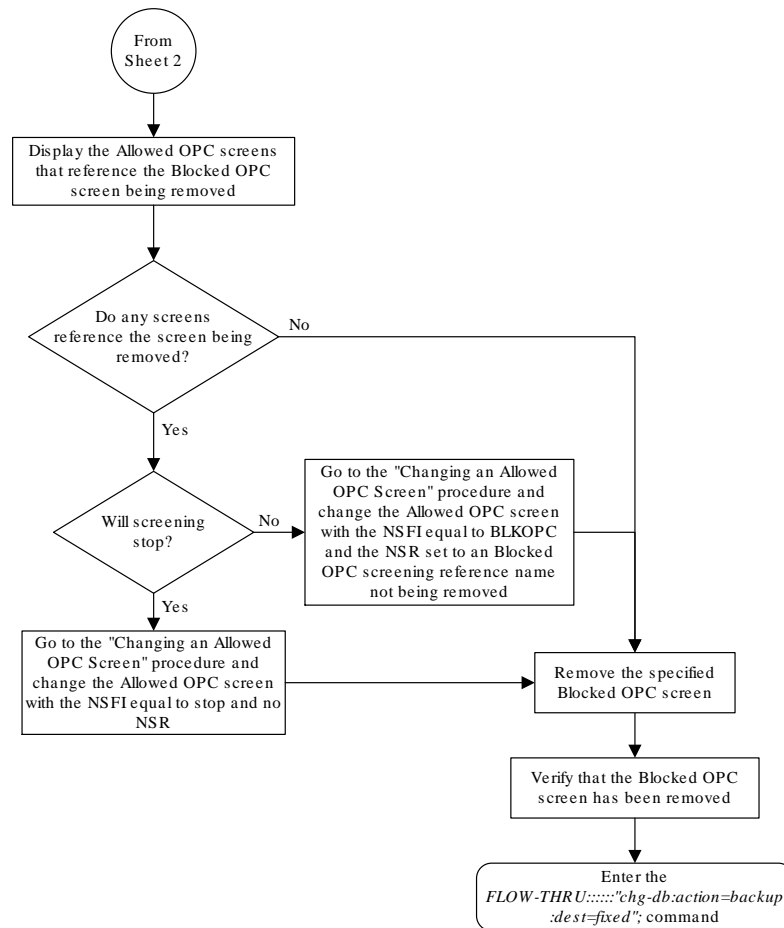
If any of the following items are used in removing the blocked origination point code screen from the database, perform the “Removing a Blocked **OPC** Screen” procedure in *Database Administration - GWS User's Guide* using the **SEAS** `FLOW-THRU` command with the **EAGLE** commands:

- If the blocked origination point code screen being removed from the database uses **ITU-I** point codes (with or without the `pcst` parameter), 14-bit **ITU-N** point codes (with or without the `pcst` parameter), or 24-bit **ITU-N** point codes. The `pcst` parameter can be used only with **ITU-I** or 14-bit **ITU-N** point codes and cannot be used with **SEAS**.
- If gateway screening stop action sets are assigned to the screens referencing the blocked origination point code screen being removed.

Figure 5-26 Removing a Blocked OPC Screen from the SEAS Terminal



Sheet 1 of 2



Sheet 2 of 2

5.27 Changing a Blocked OPC Screen

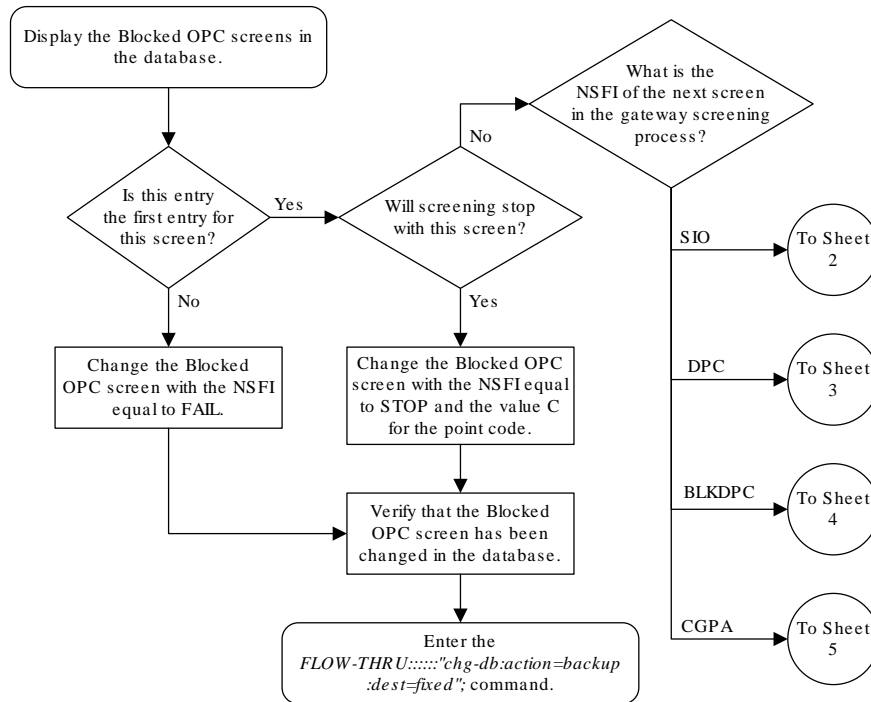
This procedure is used to change a blocked origination point code screen in the database. This procedure uses the **EAGLE** command `chg-db`. For more information on this procedure, see “Changing a Blocked **OPC** Screen” in *Database Administration - GWS User's Guide*.

If any of the following items are used in changing the blocked origination point code screen in the database, perform the “Changing a Blocked **OPC** Screen” procedure in *Database Administration - GWS User's Guide* using the **SEAS** `FLOW-THRU` command with the **EAGLE** commands:

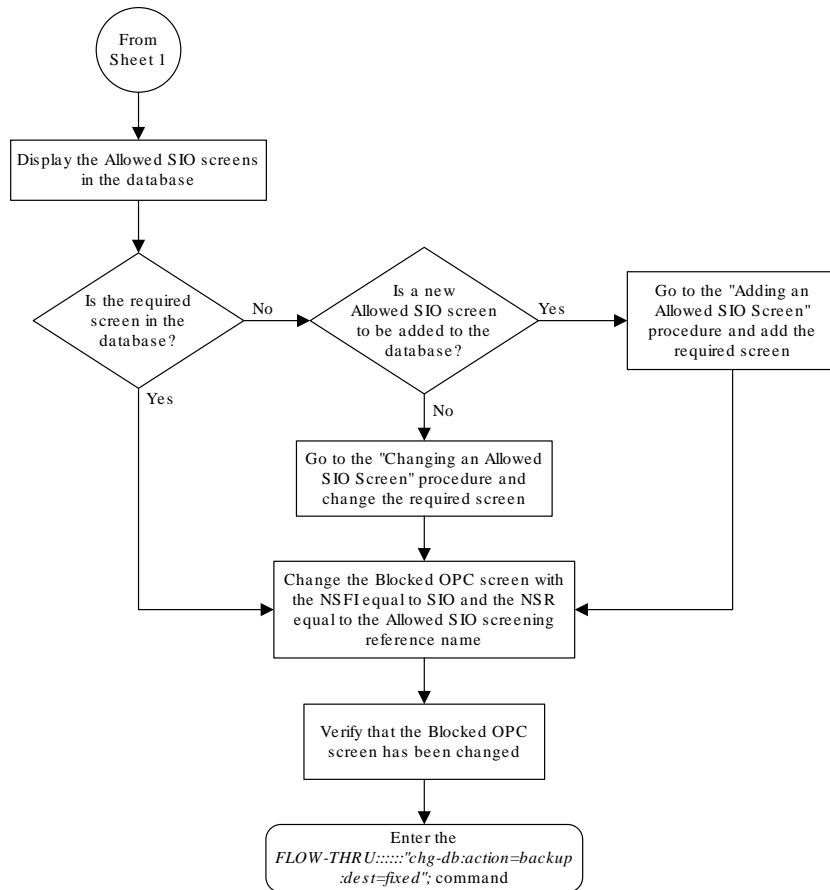
- If the blocked origination point code screen being changed in the database uses **ITU-I** point codes (with or without the `pcst` or `npcst` parameters), 14-bit **ITU-N** point codes (with or without the `pcst` or `npcst` parameters), or 24-bit **ITU-N** point codes. The `pcst` and `npcst` parameters can be used only with **ITU-I** or 14-bit **ITU-N** point codes and cannot be used with **SEAS**.

- If gateway screening stop action sets are assigned to the blocked origination point code screen being changed.

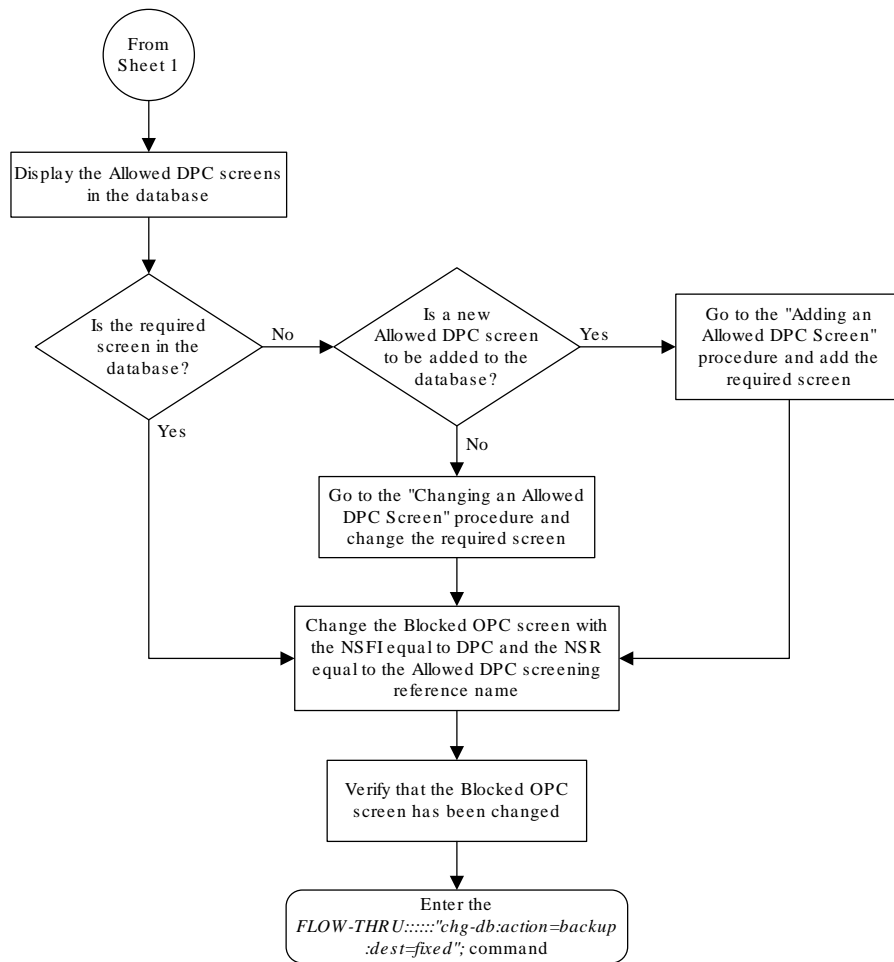
Figure 5-27 Changing a Blocked OPC Screen from the SEAS Terminal



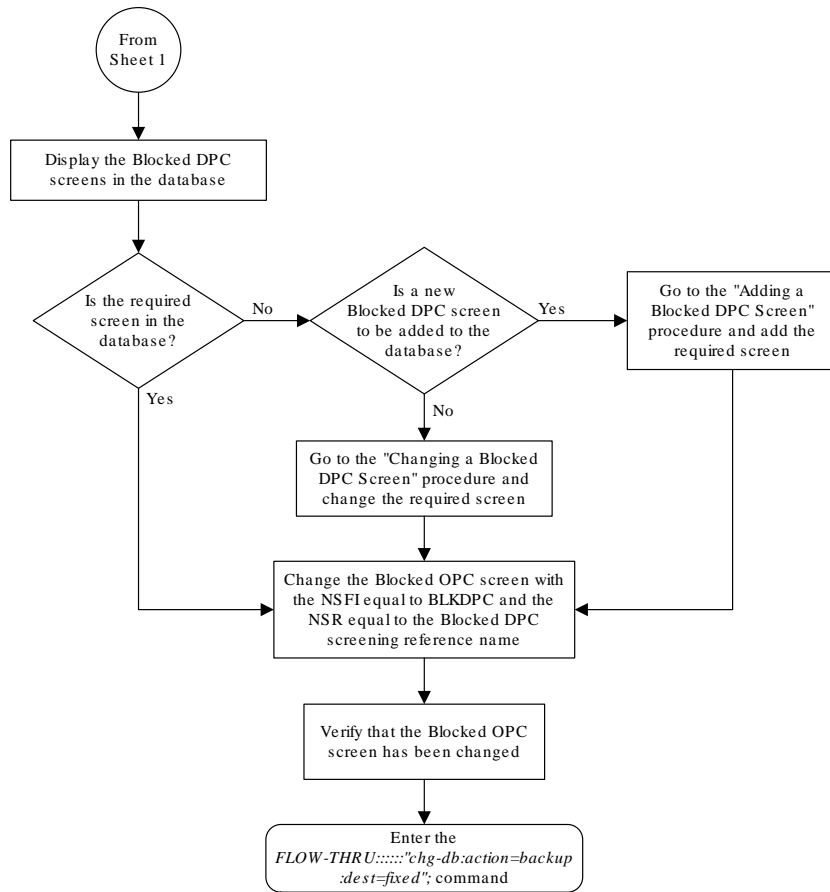
Sheet 1 of 5



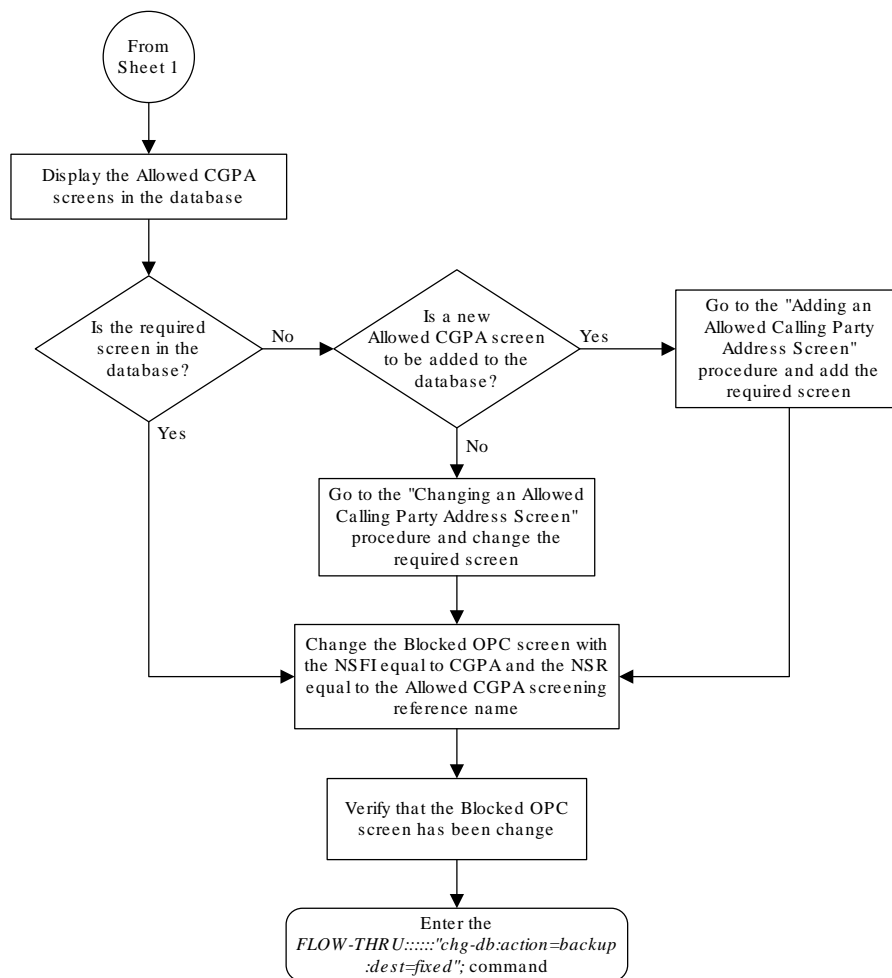
Sheet 2 of 5



Sheet 3 of 5



Sheet 4 of 5



Sheet 5 of 5

5.28 Adding an Allowed OPC Screen

This procedure is used to add an allowed origination point code screen to the database. This procedure uses the **EAGLE** commands `rtrv-feat`, `chg-feat`, and `chg-db`. For more information on this procedure, see “Adding an **Allowed OPC** Screen” in *Database Administration - GWS User's Guide*.

Note:

Once the gateway screening feature is turned on with the `chg-feat` command, it cannot be turned off.
The gateway screening feature must be purchased before you turn the features on with the `chg-feat` command. If you are not sure whether you have purchased the gateway screening feature, contact your Oracle Sales Representative or Account Representative.

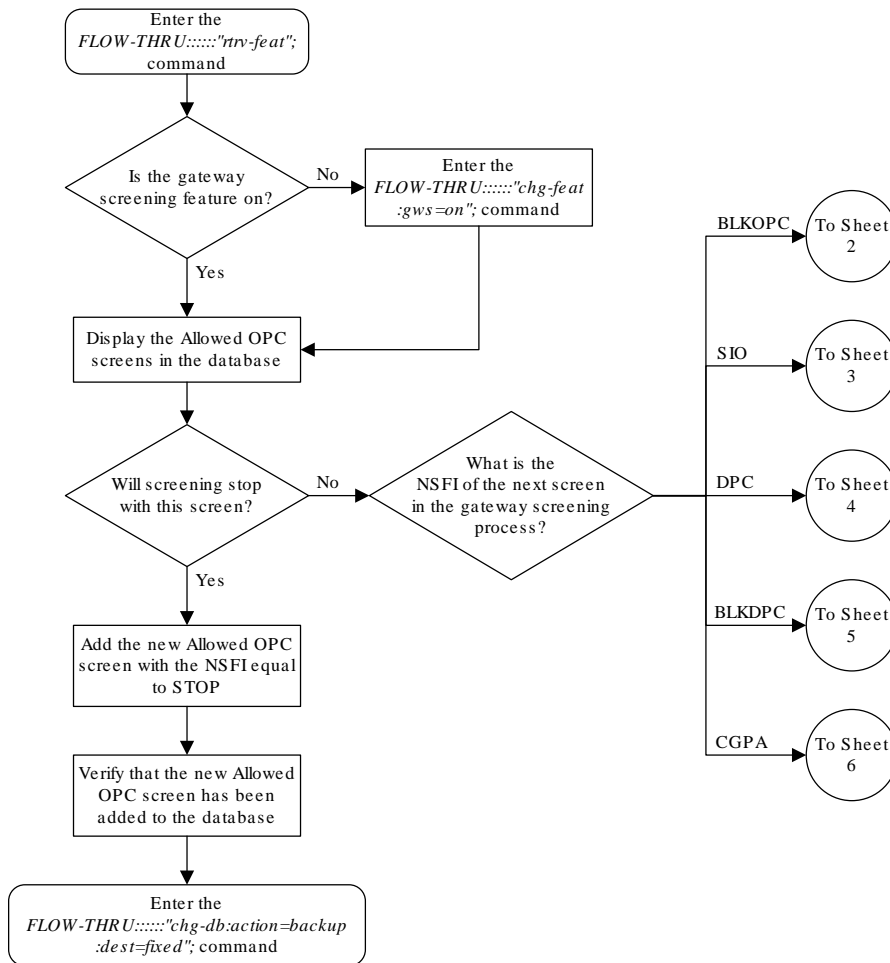
If you wish to use any of these items in adding the allowed origination point code screen to the database, perform the “Adding an **Allowed OPC Screen**” procedure in *Database Administration - GWS User's Guide* using the **SEAS** `FLOW-THRU` command with the **EAGLE** commands:

- If the allowed origination point code screen being added to the database uses **ITU-I** point codes (with or without the `pcst` parameter), 14-bit **ITU-N** point codes (with or without the `pcst` parameter), or 24-bit **ITU-N** point codes. The `pcst` parameter can be used only with **ITU-I** or 14-bit **ITU-N** point codes and cannot be used with **SEAS**.
- If gateway screening stop action sets are assigned to the allowed origination point code screen being added.

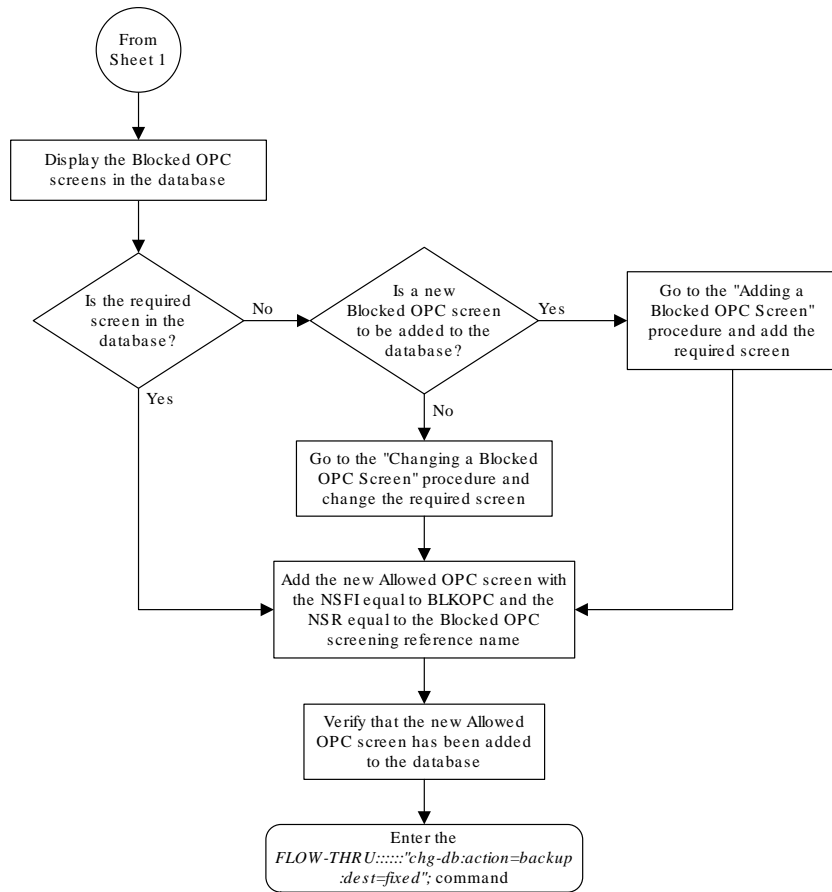
 **Note:**

Before executing this procedure, make sure you have purchased the gateway screening feature. If you are not sure if you have purchased the gateway screening feature, contact your Oracle Sales Representative or Account Representative.

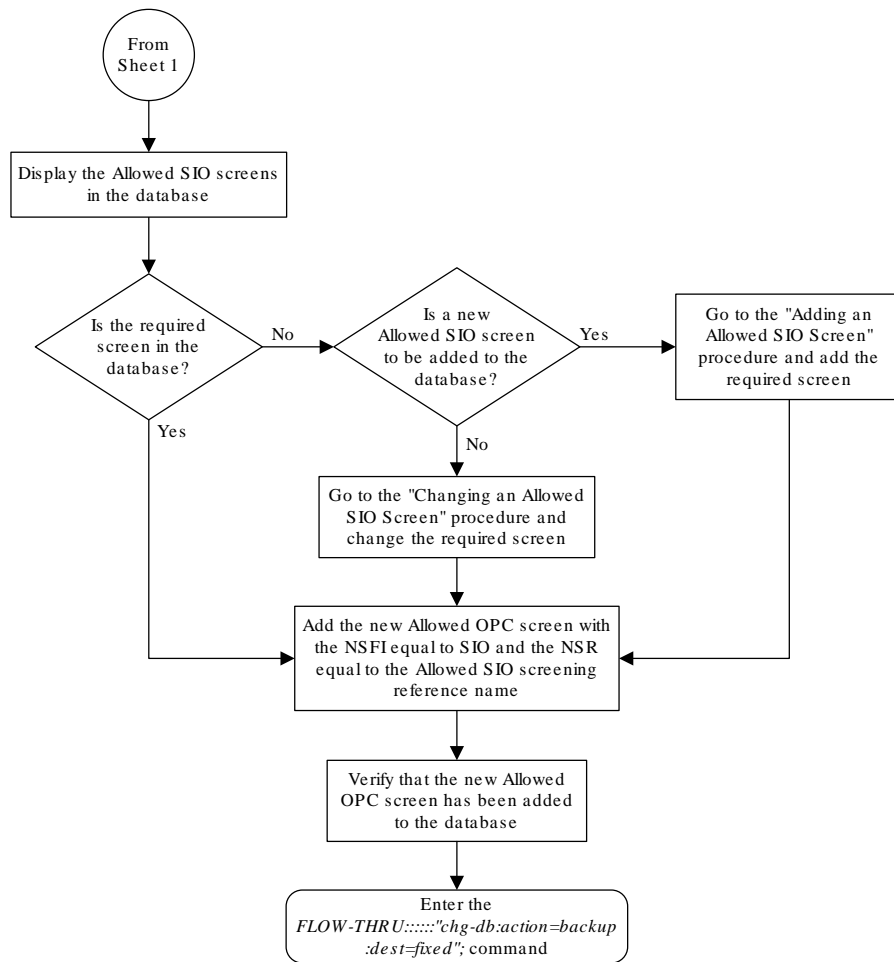
Figure 5-28 Adding an Allowed OPC Screen from the SEAS Terminal



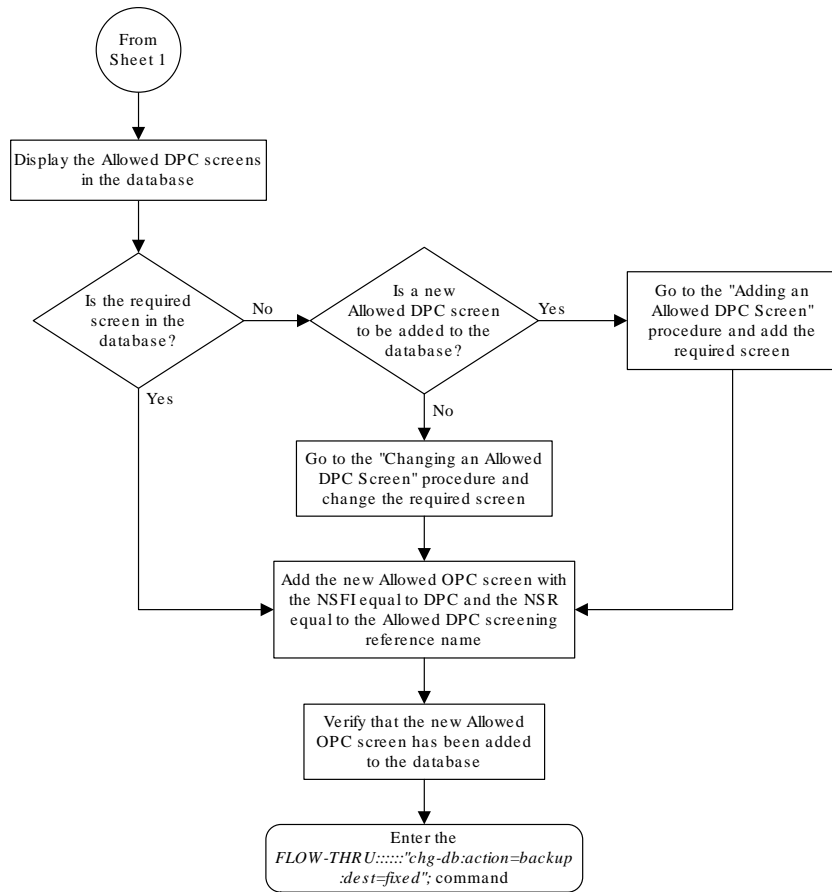
Sheet 1 of 6



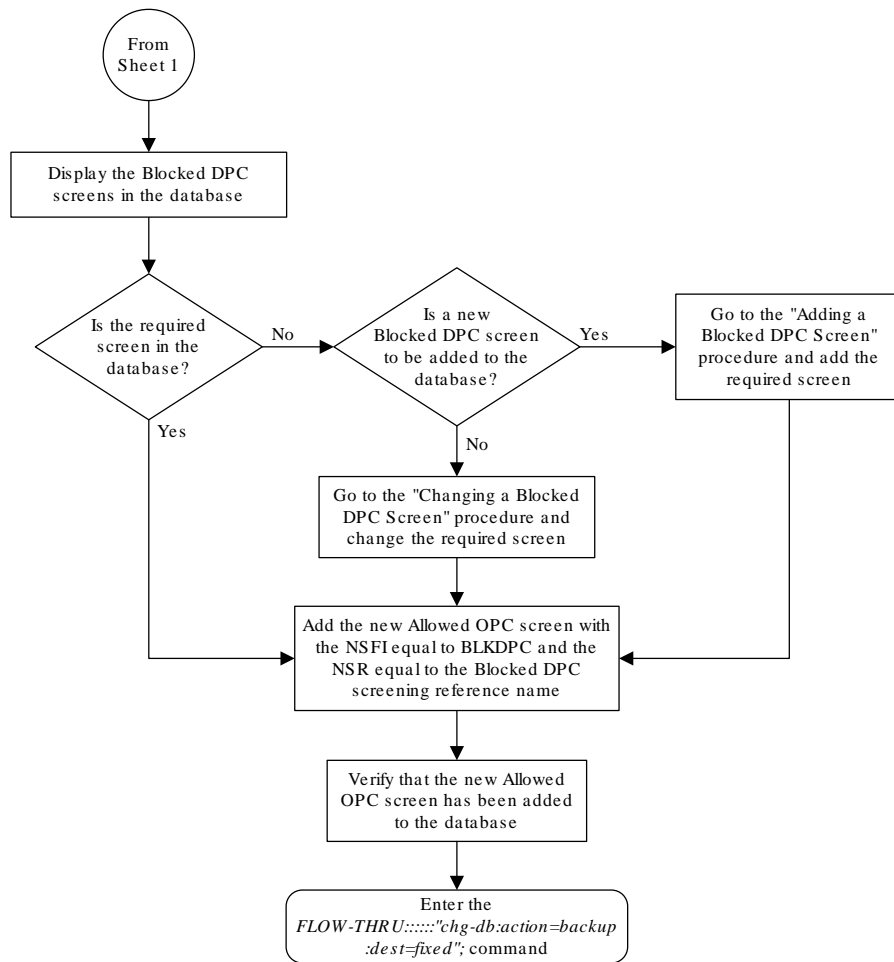
Sheet 2 of 6



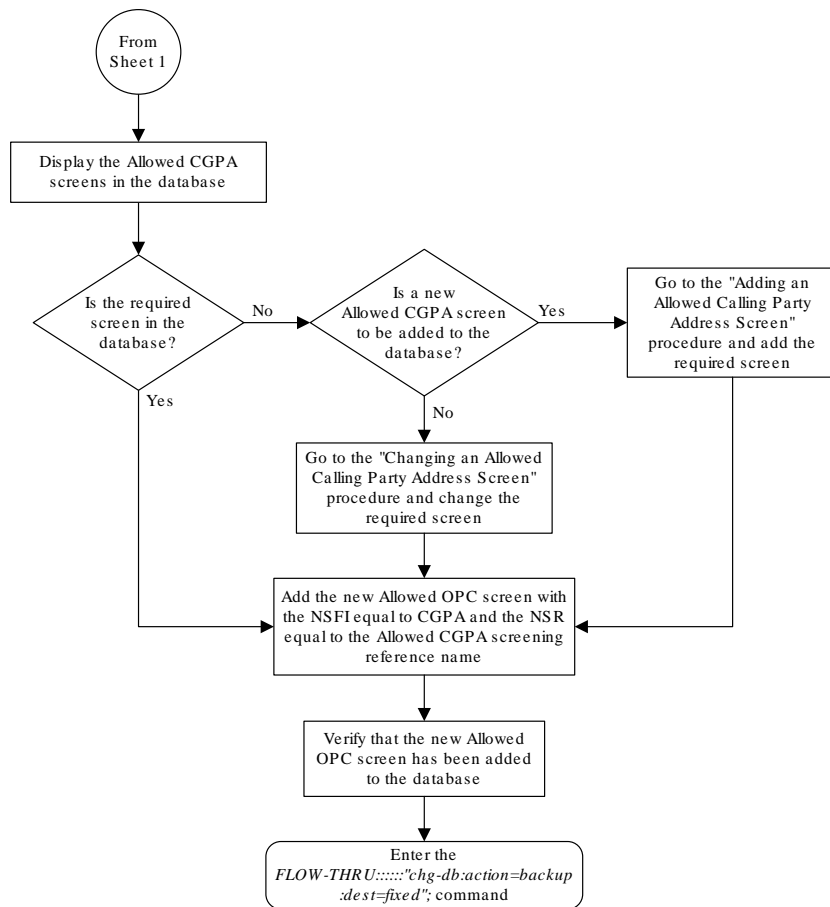
Sheet 3 of 6



Sheet 4 of 6



Sheet 5 of 6



Sheet 6 of 6

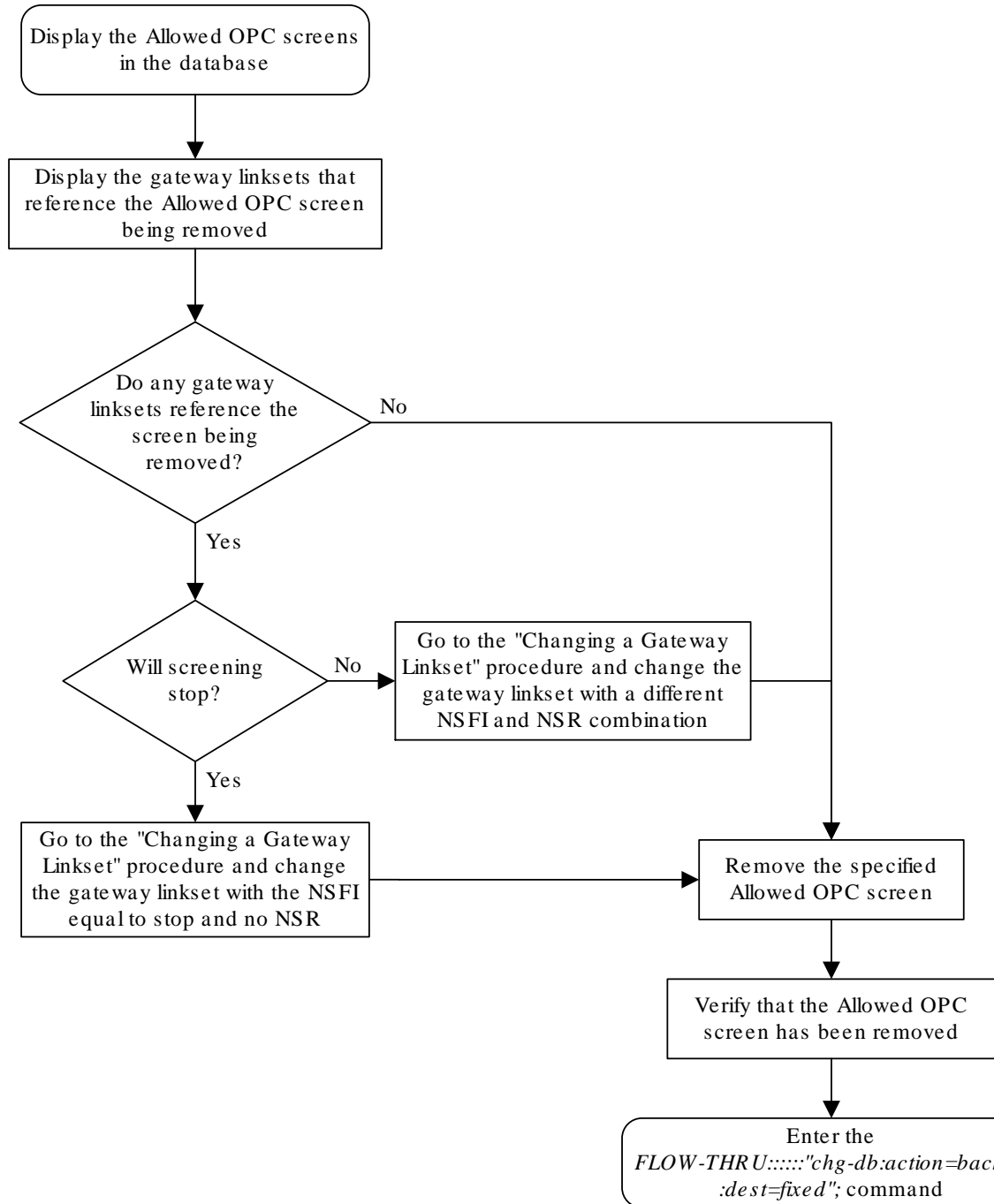
5.29 Removing an Allowed OPC Screen

This procedure is used to remove an allowed origination point code screen from the database. This procedure uses the **EAGLE** command `chg-db`. For more information on this procedure, see “Removing an **Allowed OPC Screen**” in *Database Administration - GWS User's Guide*.

If any of the following items are used in removing the allowed origination point code screen from the database, perform the “Removing an **Allowed OPC Screen**” procedure in the *Database Administration - GWS User's Guide* using the **SEAS** `FLOW-THRU` command with the **EAGLE** commands:

- If the allowed origination point code screen being removed from the database uses **ITU-I** point codes (with or without the `pcst` parameter), 14-bit **ITU-N** point codes (with or without the `pcst` parameter), or 24-bit **ITU-N** point codes. The `pcst` parameter can be used only with **ITU-I** or 14-bit **ITU-N** point codes and cannot be used with **SEAS**.
- If gateway screening stop action sets are assigned to the screens referencing the allowed origination point code screen being removed.

Figure 5-29 Removing an Allowed OPC Screen from the SEAS Terminal



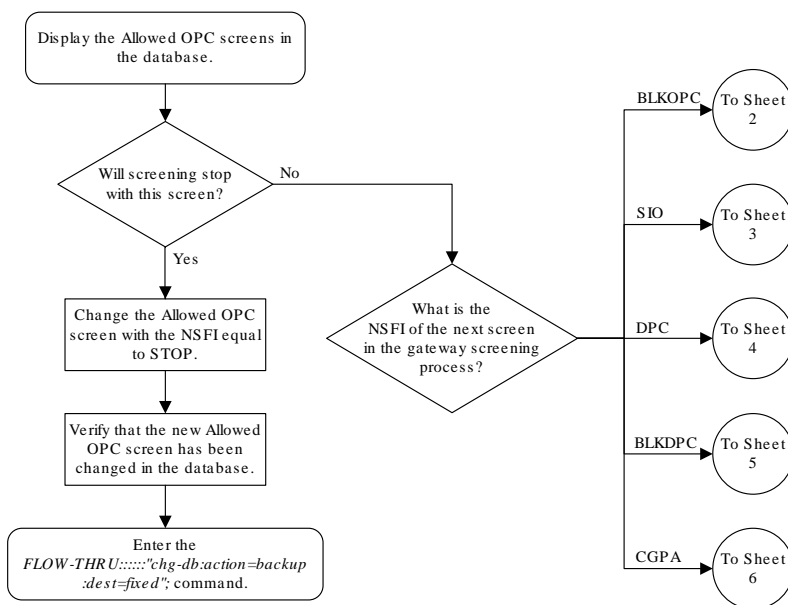
5.30 Changing an Allowed OPC Screen

This procedure is used to change an allowed origination point code screen in the database. This procedure uses the **EAGLE** command `chg-db`. For more information on this procedure, see “Changing an **Allowed OPC** Screen” in *Database Administration - GWS User's Guide*.

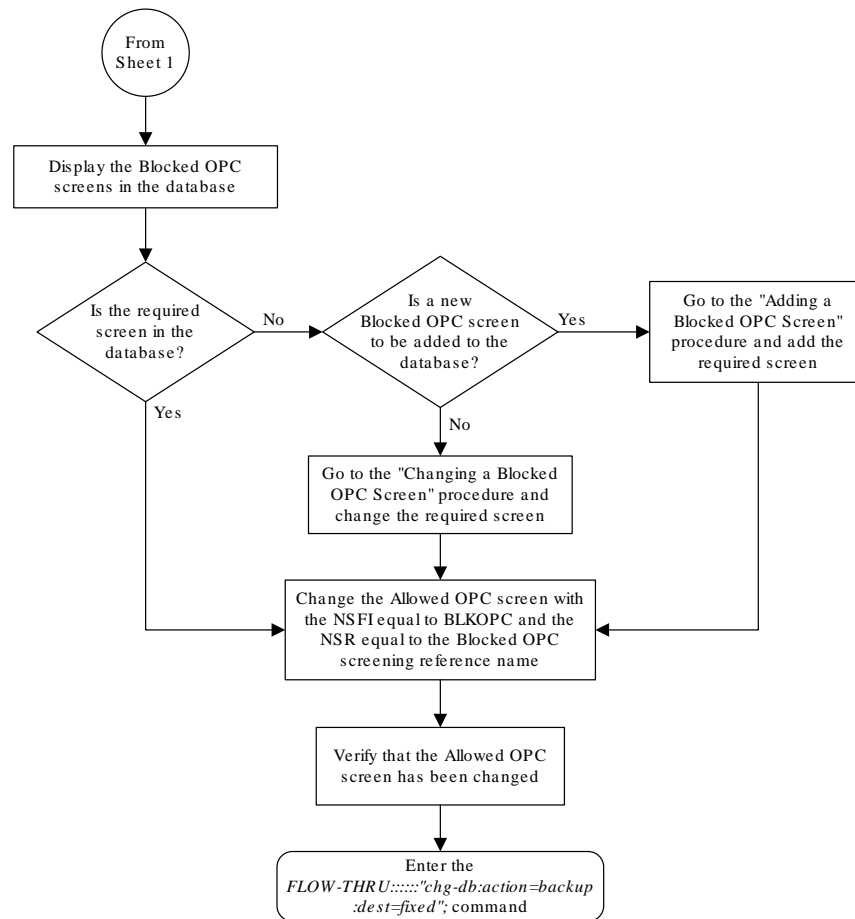
If any of the following items are used in changing the allowed origination point code screen in the database, perform the “Changing an **Allowed OPC** Screen” procedure in *Database Administration - GWS User's Guide* using the **SEAS** `FLOW-THRU` command with the **EAGLE** commands:

- If the allowed origination point code screen being changed in the database uses **ITU-I** point codes (with or without the `pcst` or `npcst` parameters), 14-bit **ITU-N** point codes (with or without the `pcst` or `npcst` parameters), or 24-bit **ITU-N** point codes. The `pcst` and `npcst` parameters can be used only with **ITU-I** or 14-bit **ITU-N** point codes and cannot be used with **SEAS**.
- If gateway screening stop action sets are assigned to the allowed origination point code screen being changed.

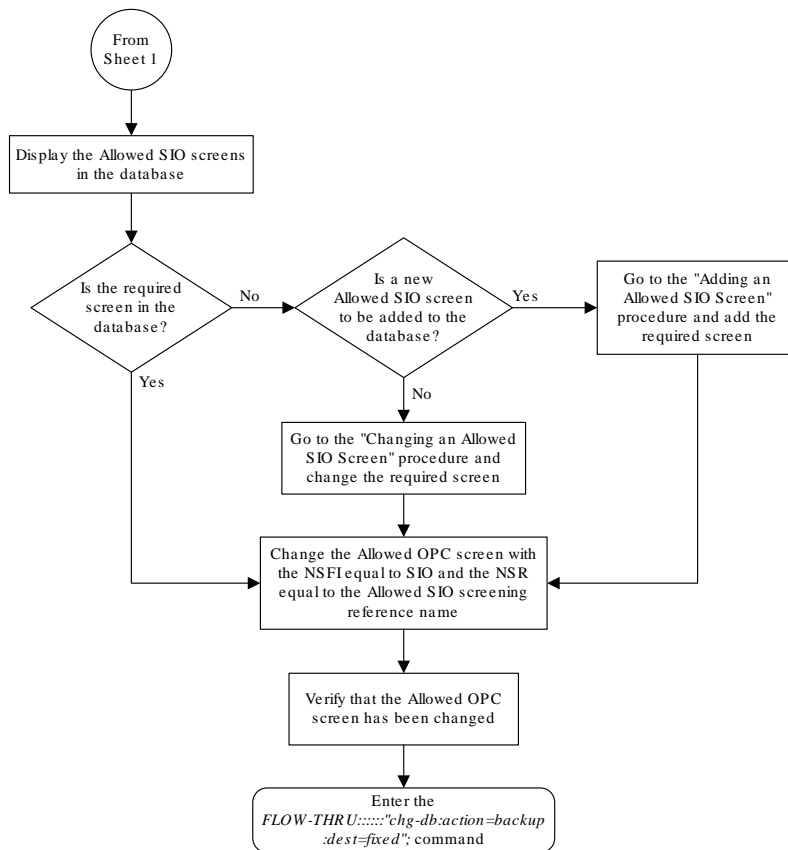
Figure 5-30 Changing an Allowed OPC Screen from the SEAS Terminal



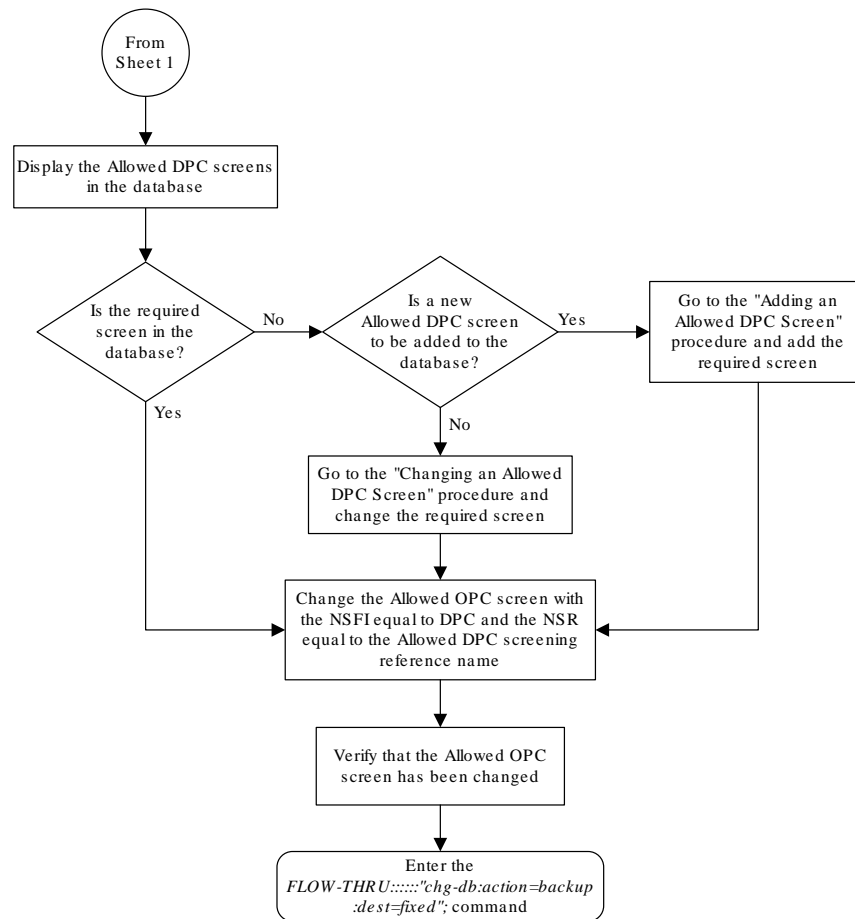
Sheet 1 of 6



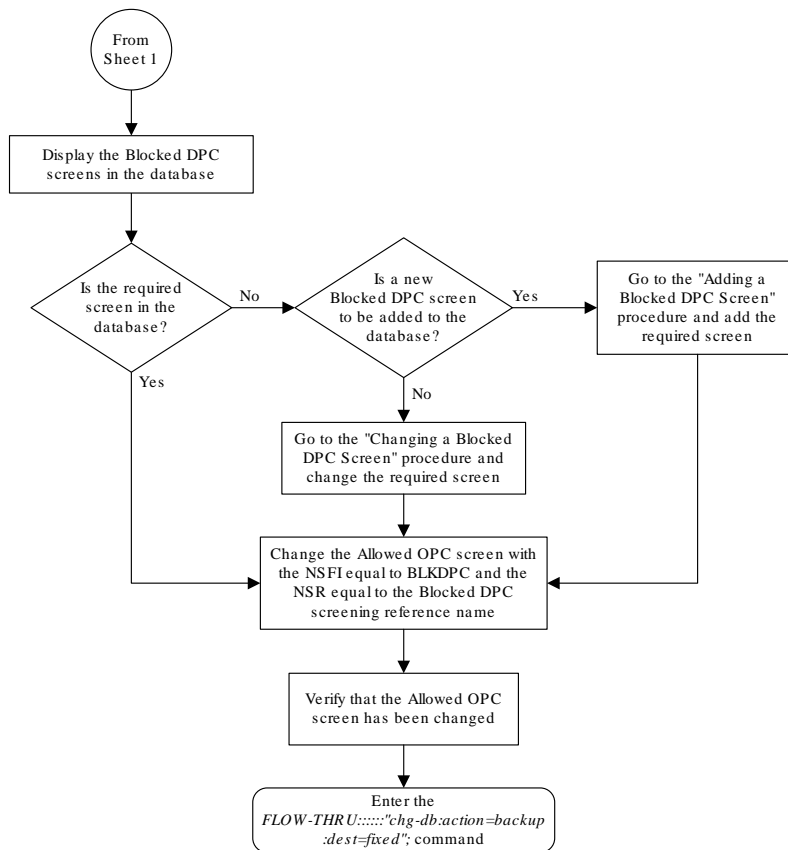
Sheet 2 of 6



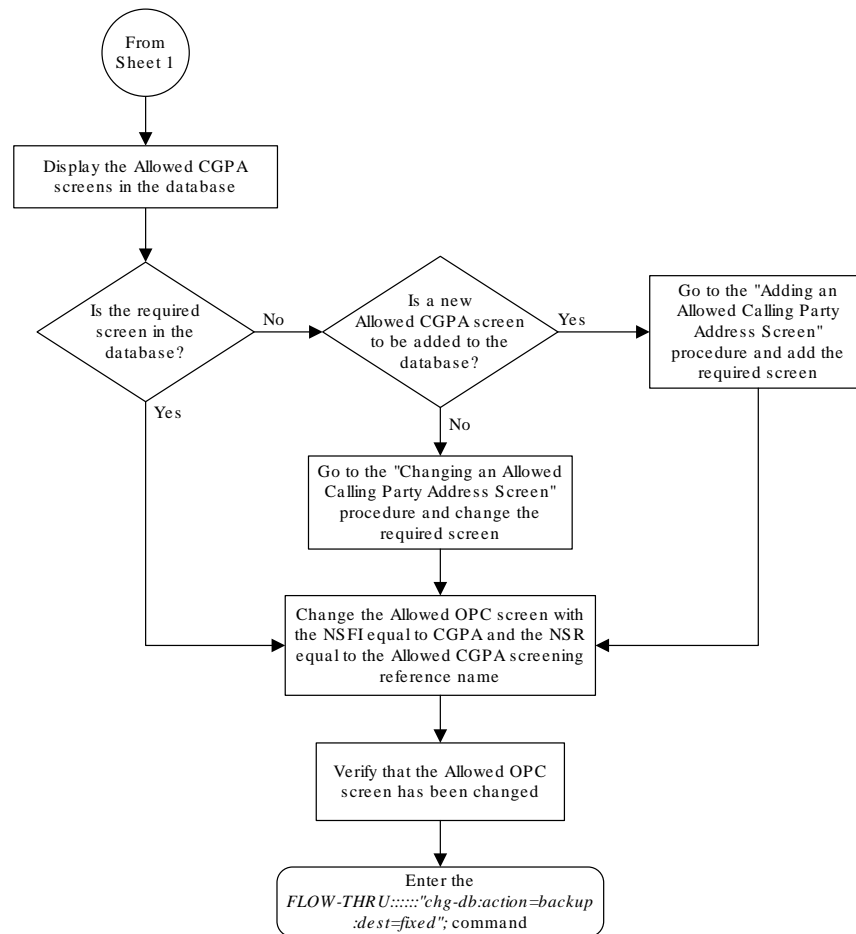
Sheet 3 of 6



Sheet 4 of 6



Sheet 5 of 6



Sheet 6 of 6

5.31 Adding a Gateway Linkset

This procedure is used to add a gateway linkset to the database. This procedure performs the same functions as the “Adding an **SS7** Linkset” procedure on in *Database Administration - SS7 User’s Guide* and the “Adding a **Screen Set**” in *Database Administration - GWS User’s Guide*. This procedure uses the **EAGLE** commands `rtrv-feat`, `chg-feat`, and `chg-db`.

Note:

Once the gateway screening feature is turned on with the `chg-feat` command, it cannot be turned off. The gateway screening feature must be purchased before you turn the features on with the `chg-feat` command. If you are not sure whether you have purchased the gateway screening feature, contact your Oracle Sales Representative or Account Representative.

On the **EAGLE**, the linkset name can have a maximum of 10 characters. The **SEAS** interface supports a linkset name with a maximum of eight characters. Linkset names specified in this procedure can have a maximum of eight characters. For linkset names provisioned on the **EAGLE** that have more than eight characters, the **SEAS** interface truncates the linkset name to the first eight characters when that linkset name is displayed on the **SEAS** interface.

Supplier Specific Parameters

The **EAGLE** accepts the values for these parameters as supplier specific parameters: `gwsa`, `gwsms`, `gwsd`, `actname`, and `destfld`. Table 5-1 shows how the **EAGLE** parameter values are mapped to the **SEAS** values and a definition of each parameter.

For more information on the `gwsa`, `gwsms`, and `gwsd` parameters, see “Adding an **SS7** Linkset” in *Database Administration – SS7 User's Guide* and “**Gateway Screening States**” in *Database Administration - GWS User's Guide*.

For more information on the `actname` parameter, see “Configuring **Gateway Screening Stop Action Sets**” in *Database Administration - GWS User's Guide*.

For more information on the `destfld` parameter, see “Automatic **Destination Field Screening**” in *Database Administration - GWS User's Guide*.

Table 5-1 Gateway Linkset Supplier Specific Parameters

Supplier Specific Parameters	EAGLE Parameter Value	SEAS Parameter Value	Definition
GWSA	ON OFF	1 0	Gateway screening action – This parameter determines whether gateway screening (GWS) is on or off for the specified link set.
GWSM	ON OFF	1 0	Gateway screening messaging – This parameter is used to turn on or off the display of messages generated for each screened message. When an MSU is rejected by gateway screening, a message is output to alert personnel of the event.
GWSD	ON OFF	1 0	Gateway screening MSU discard – This parameter is used to turn on or off the discarding of MSUs on the linkset.
ACTNAME	up to 6 alphanumeric characters	up to 6 alphanumeric characters	The gateway screening stop action set name – This parameter defines the additional actions the EAGLE can perform on MSUs that pass gateway screening and can only be specified when the NSFI of the screen is <code>stop</code> .
DESTFLD	YES NO	1 0	The <code>destfld</code> parameter shows whether or not network management messages are screened automatically by gateway screening without configuring an Allowed Affected Destination Field screen.

The supplier specific parameters must be entered in this order.

:"[GWSA], [GWSM], [GWSD], [ACTNAME], [DESTFLD]":

The supplier specific parameters are optional. The default value will be entered for any supplier specific parameter not specified when adding the gateway linkset. The default values for the supplier specific parameters are:

- **GWSA** = 0 (off)
- **GWSM** = 0 (off)
- **GWSD** = 0 (off)
- **ACTNAME** = No `actname` value is specified
- **DESTFLD** = 1 (yes)

If the characters `::` are specified for the supplier specific parameters, the EAGLE sets the Gateway Screening `GWSA`, `GWSM`, `GWSD` parameter values to their default values.

If the characters `","",",",","` are specified for the supplier specific parameters, values for all the supplier specific parameters are not changed from the current values.

When the gateway linkset is displayed, the supplier specific parameter values are displayed in this order.

GWSA, GWSM, GWSD, ACTNAME, DESTFLD, SCR N

 **Note:**

The `SCR N` parameter value is used by the EAGLE's linkset commands to associate a screen set created by the EAGLE's gateway screening screen set commands with a linkset. The SEAS linkset commands do not contain parameters that make this association. The association of a linkset to a gateway screening screen set in SEAS is made with the gateway linkset commands. However, the SEAS gateway linkset commands do not contain a parameter to give the screen set a name, as the EAGLE's gateway screening screen set commands do, but the EAGLE's `rtrv-scrset` command will display the screen sets created by the SEAS gateway linkset commands. For the `rtrv-scrset` command to display these screen sets, the EAGLE creates a unique screen set name, beginning with the numeric character 0, and this screen set name is shown by the `SCR N` parameter value when a gateway linkset is displayed in SEAS.

Gateway Screening States

Gateway screening on a particular gateway linkset can be set to be in one of four states:

NO SCREENING – Screening is not performed. All message signaling units (**MSUs**) are passed. This state is set by specifying the supplier specific parameters `gwsa` and `gws m` equal to 0 (off).

SCREEN AND REPORT – Screening is performed. When an **MSU** fails screening it is discarded, an output message is generated, and measurements are pegged. This state is set by specifying the supplier specific parameters `gwsa` and `gws m` equal to 1 (on).

SCREENANDDON'T REPORT – Screening is performed. When an **MSU** fails screening it is discarded and measurements are pegged, but no output message is generated. This state is set by specifying the supplier specific parameters `gwsa` to 1 (on) and `gws m` to 0 (off).

SCREEN TEST MODE – Screening is performed, but all **MSUs** are passed. When an **MSU** fails screening, an output message is generated, but the **MSU** is still passed. This state is set by specifying the supplier specific parameters `gwsa` to 0 (off) and `gwsn` to 1 (on).

 **Caution:**

When **Gateway Screening** is in the screen test mode, as defined by the linkset parameters `gwsa=0` and `gwsn=1`, the gateway screening action in the gateway screening stop action set specified by the `actname` parameter will be performed.

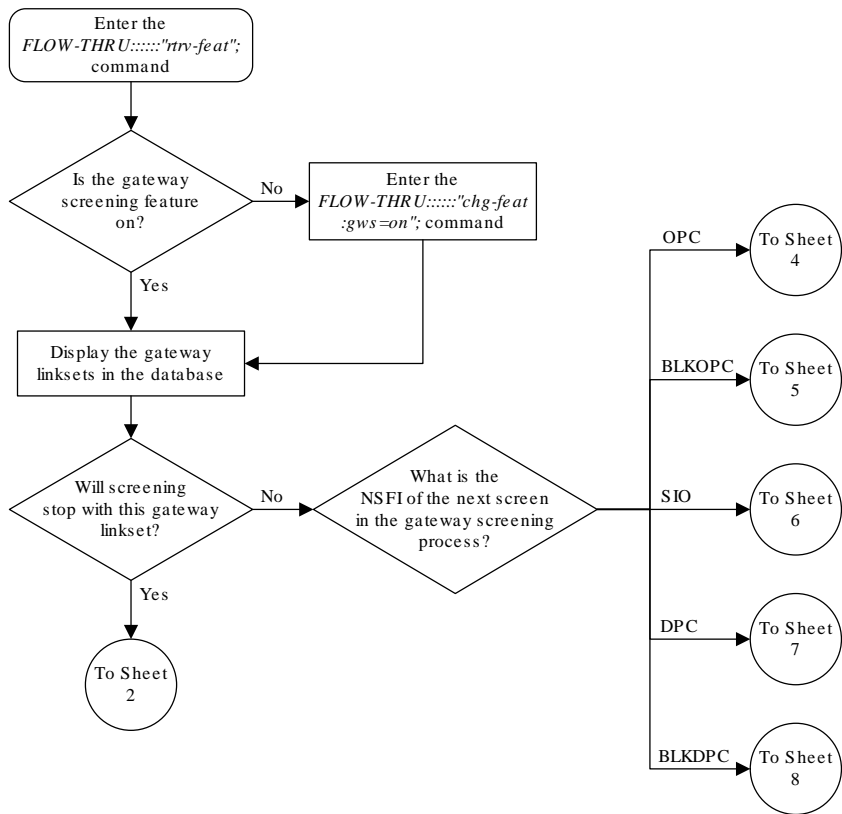
If a gateway screening stop action set is to be assigned to the gateway linkset, the name of the gateway screening stop action set must be defined in the database. The gateway screening stop action sets in the database can be shown using the **EAGLE** command `rtrv-gws-actset`. For more information on the gateway screening stop action sets, see “Configuring **Gateway Screening** Stop Action Sets” in *Database Administration - GWS User's Guide*.

The `gwsd` parameter allows the discarding of messages that should have gone through the gateway screening process, but did not. The `gwsd` parameter is only intended to be used with the **Database Transport Access (DTA)** feature. If you are not using the **DTA** feature, the `gwsd` parameter should not be specified or should be set to no (`gwsd=0`). For more information on the **DTA** feature, see “**Database Transport Access (DTA)** Configuration” in *Database Administration - Features User's Guide*.

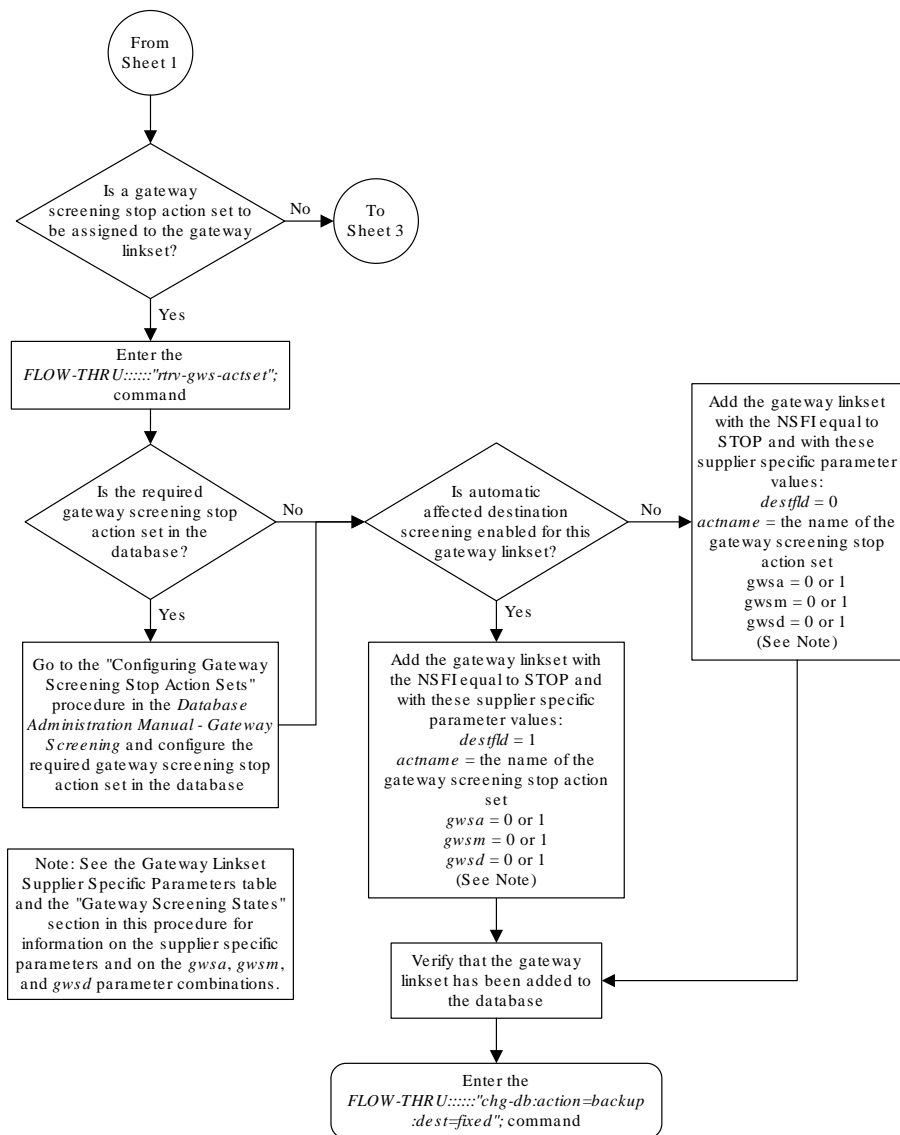
Figure 5-31 Adding a Gateway Linkset from the SEAS Terminal

 **Note:**

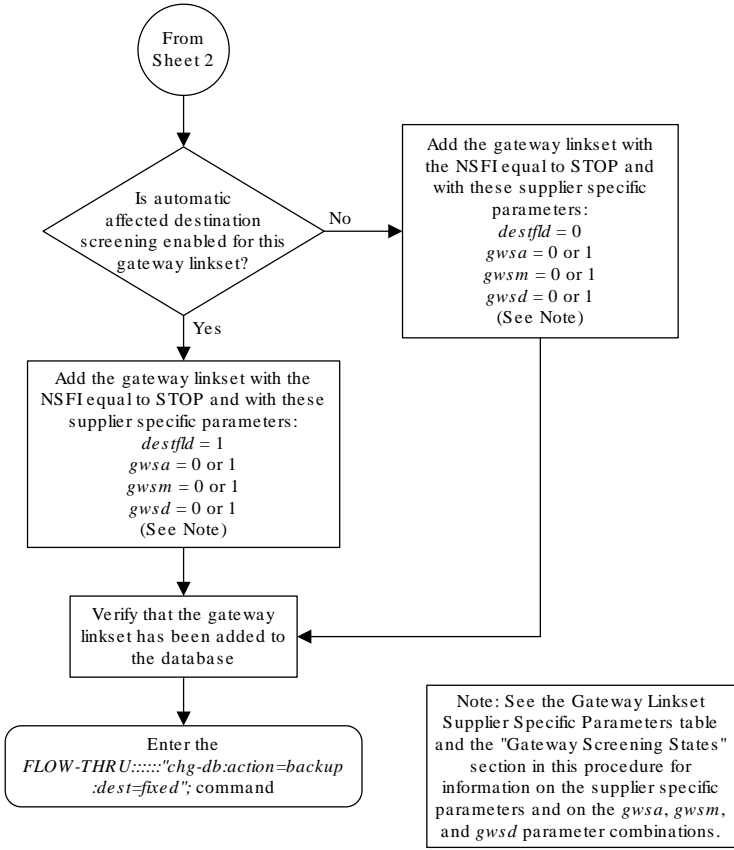
Before executing this procedure, make sure you have purchased the gateway screening feature. If you are not sure if you have purchased the gateway screening feature, contact your Oracle Sales Representative or Account Representative.

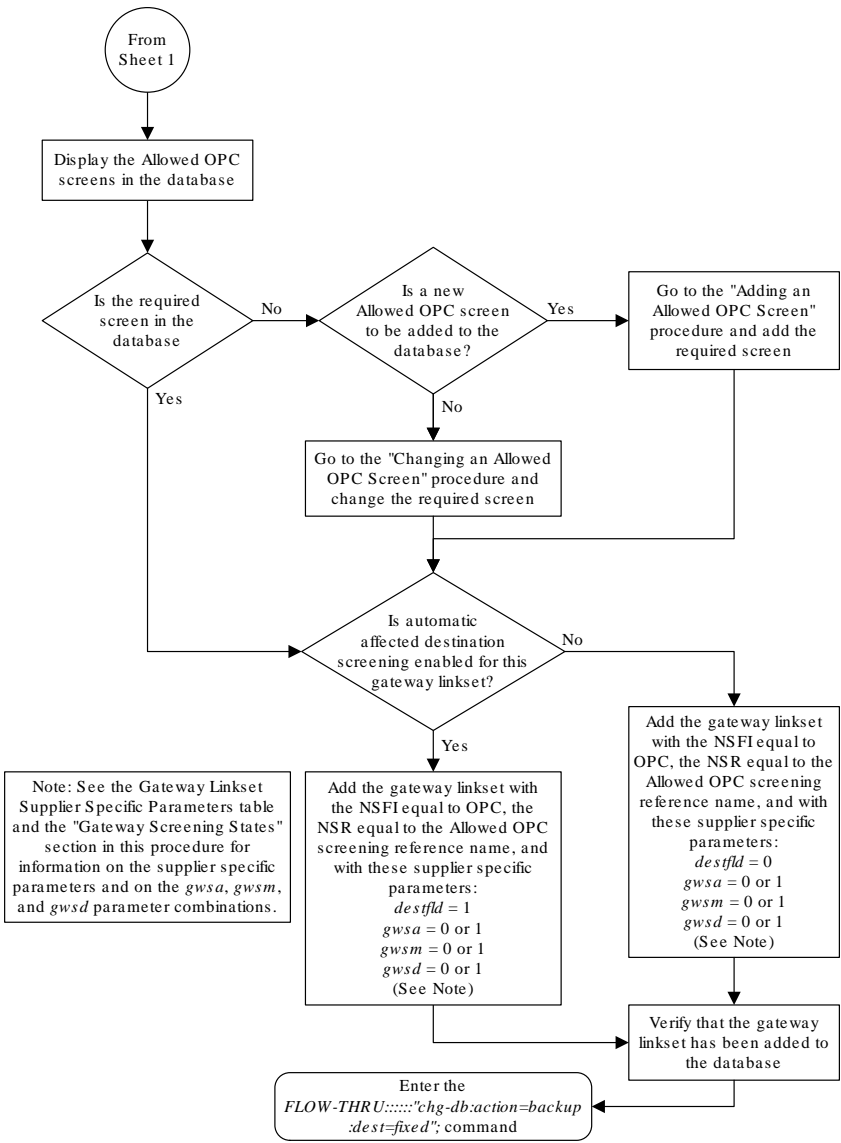


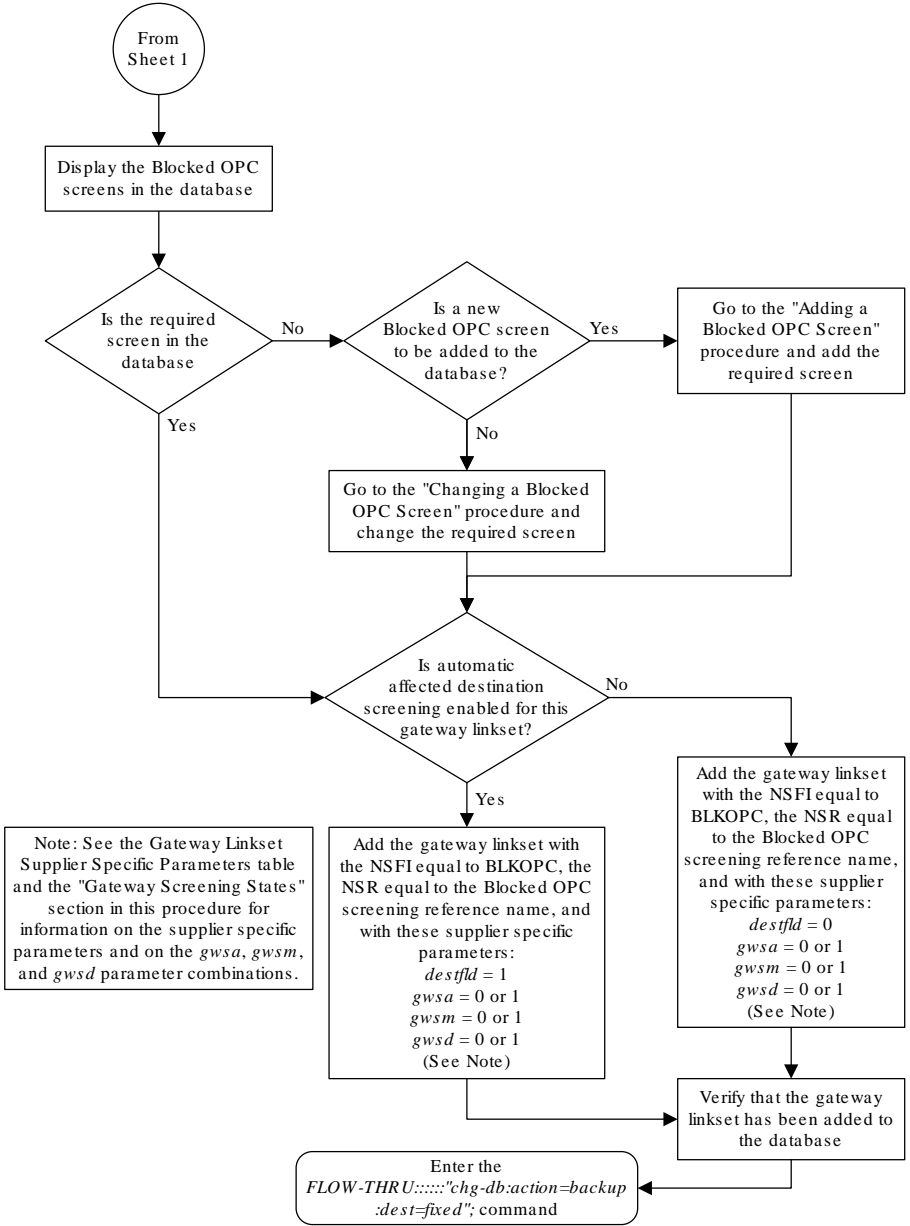
Sheet 1 of 8

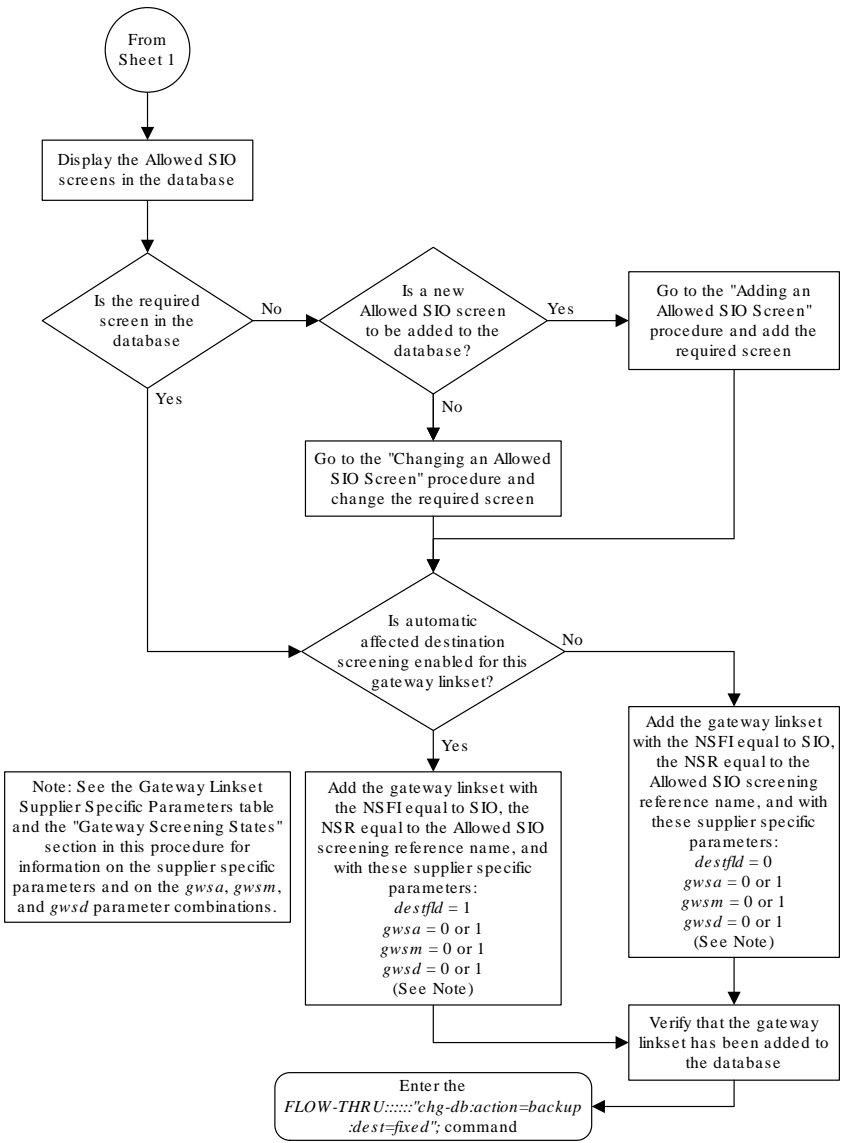


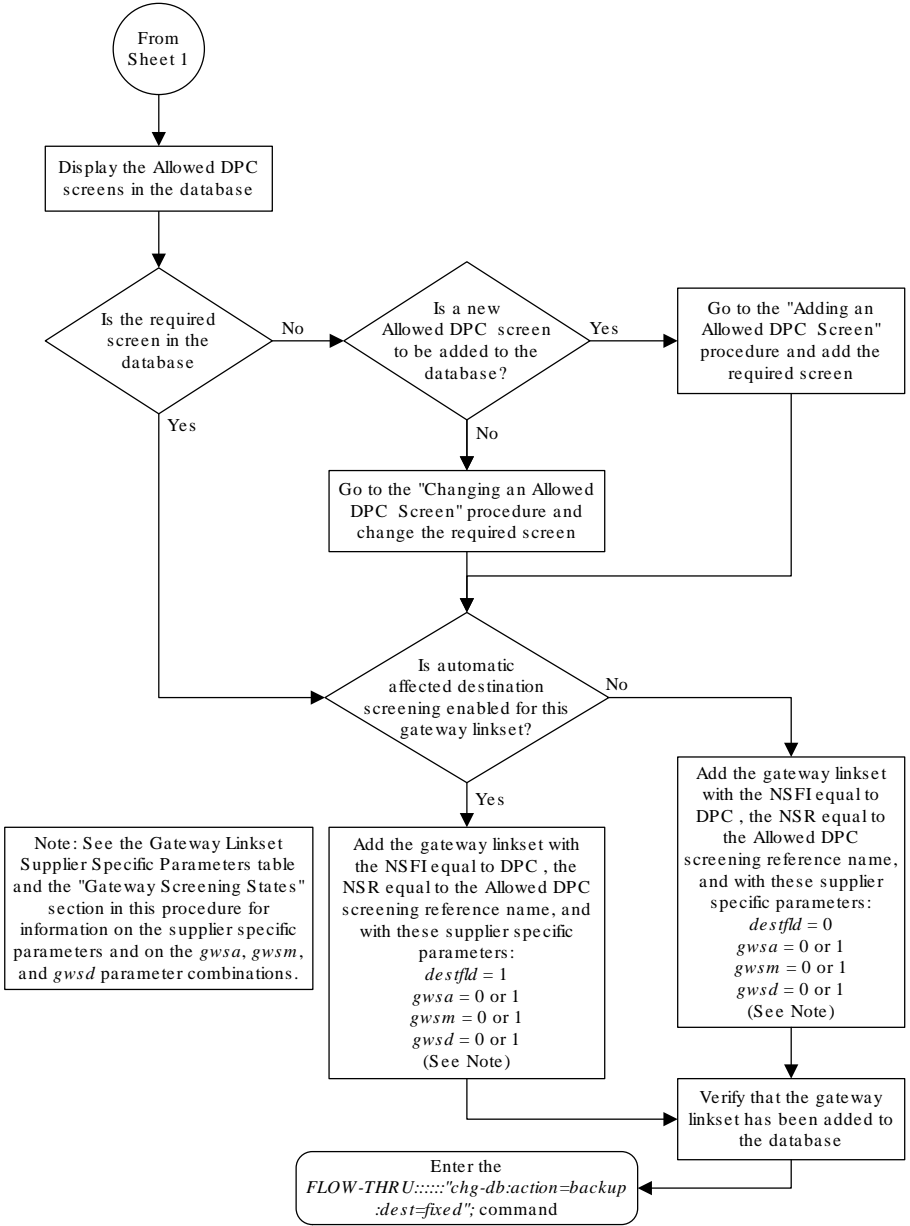
Sheet 2 of 8

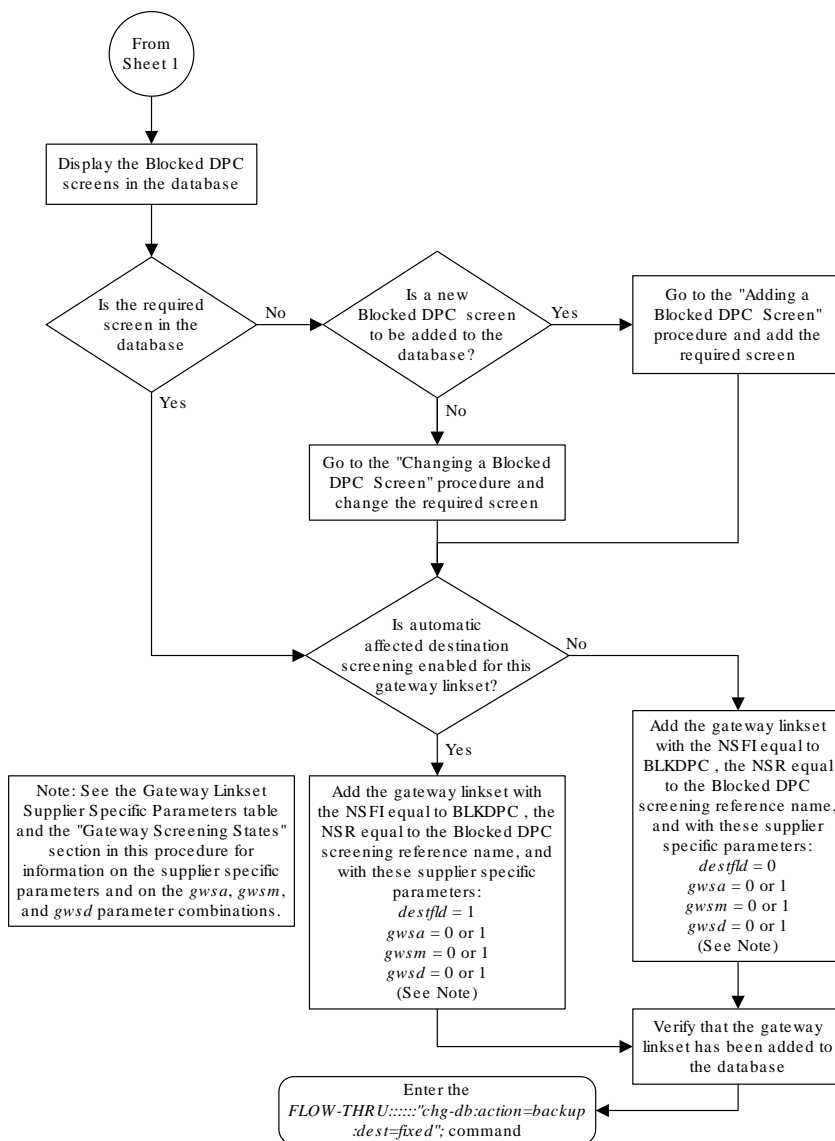












Sheet 8 of 8

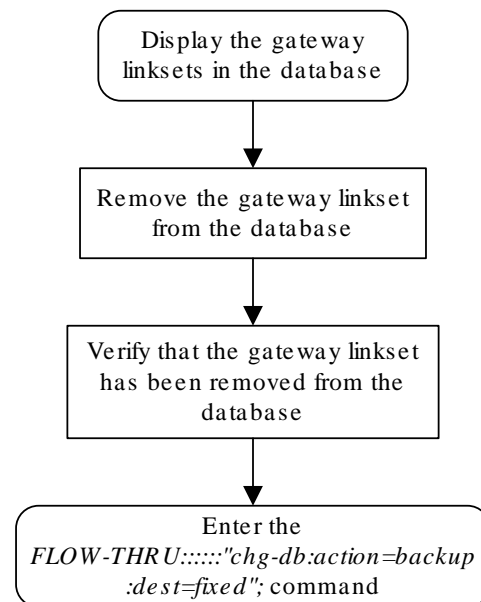
5.32 Removing a Gateway Linkset

This procedure is used to remove a gateway linkset from the database. This procedure uses the **EAGLE** command `chg-db`. This procedure performs the same functions as the "Removing a Linkset Containing **SS7** Signaling Links" on in *Database Administration - SS7 User's Guide* and the "Removing a **Screen Set**" in *Database Administration - GWS User's Guide*.

On the **EAGLE**, the linkset name can have a maximum of 10 characters. The **SEAS** interface supports a linkset name with a maximum of eight characters. Linkset names specified in this procedure can have a maximum of eight characters. For linkset names provisioned on the **EAGLE** that have more than eight characters, the **SEAS** interface truncates the linkset name to the first eight characters when that linkset name is

displayed on the **SEAS** interface. If the linkset name of the linkset being removed was configured on the **EAGLE** with more than eight characters, only the first eight characters of the linkset name can be specified in this procedure.

Figure 5-32 Removing a Gateway Linkset from the SEAS Terminal



5.33 Changing a Gateway Linkset

This procedure is used to change a gateway linkset in the database. This procedure uses the **EAGLE** command `chg-db`. This procedure performs the same functions as the "Changing an **SS7** Linkset" in *Database Administration Manual - SS7* and the "Changing a **Screen Set**" in *Database Administration - GWS User's Guide*.

On the **EAGLE**, the linkset name can have a maximum of 10 characters. The **SEAS** interface supports a linkset name with a maximum of eight characters. Linkset names specified in this procedure can have a maximum of eight characters. For linkset names provisioned on the **EAGLE** that have more than eight characters, the **SEAS** interface truncates the linkset name to the first eight characters when that linkset name is displayed on the **SEAS** interface.

Supplier Specific Parameters

The **EAGLE** accepts the values for these parameters as supplier specific parameters: `gwsa`, `gwsn`, `gwsd`, `actname`, and `destfld`. Table 5-2 shows how the **EAGLE** parameter values are mapped to the **SEAS** values and a definition of each parameter.

For more information on the `gwsa`, `gwsn`, and `gwsd` parameters, see "Changing an **SS7** Linkset" in *Database Administration - SS7 User's Guide* and "**Gateway Screening States**" in *Database Administration - GWS User's Guide*.

For more information on the `actname` parameter, see “Configuring **Gateway Screening Stop Action Sets**” in *Database Administration - GWS User's Guide*.

For more information on the `destfld` parameter, see “Automatic **Destination Field Screening**” in *Database Administration - GWS User's Guide*.

The supplier specific parameters must be entered in this order.

: “[GWSA], [GWSM], [GWSD], [ACTNAME], [DESTFLD]”:

The supplier specific parameters are optional. The current value of any supplier specific parameter that is not specified when changing the linkset is not changed.

If the characters `::` are specified for the supplier specific parameters, the EAGLE sets the Gateway Screening `GWSA`, `GWSM`, `GWSD` parameter values to their default values and possibly change any values that were previously set for these parameters.

If the characters `“,“,“,“,“` are specified for the supplier specific parameters, the values for all the supplier specific parameters are not changed.

Table 5-2 Gateway Linkset Supplier Specific Parameters

Supplier Specific Parameters	EAGLE Parameter Value	SEAS Parameter Value	Definition
GWSA	ON	1	Gateway screening action – This parameter determines whether gateway screening (GWS) is on or off for the specified link set.
	OFF	0	
GWSM	ON	1	Gateway screening messaging – This parameter is used to turn on or off the display of messages generated for each screened message. When an MSU is rejected by gateway screening, a message is output to alert personnel of the event.
	OFF	0	
GWSD	ON	1	Gateway screening MSU discard – This parameter is used to turn on or off the discarding of MSUs on the linkset.
	OFF	0	
ACTNAME	up to 6 alphanumeric characters	up to 6 alphanumeric characters	The gateway screening stop action set name – This parameter defines the additional actions the EAGLE can perform on MSUs that pass gateway screening and can only be specified when the NSFI of the screen is <code>stop</code> .
DESTFLD	YES	1	The <code>destfld</code> parameter shows whether or not network management messages are screened automatically by gateway screening without configuring an Allowed Affected Destination Field screen.
	NO	0	

When the gateway linkset is displayed, the supplier specific parameter values are displayed in this order.

GWSA, GWSM, GWSD, ACTNAME, DESTFLD, SCRN

 **Note:**

The `SCRN` parameter value is used by the **EAGLE**'s linkset commands to associate a screen set created by the **EAGLE**'s gateway screening screen set commands with a linkset. The **SEAS** linkset commands do not contain parameters that make this association. The association of a linkset to a gateway screening screen set in **SEAS** is made with the gateway linkset commands. However, the **SEAS** gateway linkset commands do not contain a parameter to give the screen set a name, as the **EAGLE**'s gateway screening screen set commands do, but the **EAGLE**'s `rtrv-scrset` command will display the screen sets created by the **SEAS** gateway linkset commands. For the `rtrv-scrset` command to display these screen sets, the **EAGLE** creates a unique screen set name, beginning with the numeric character 0, and this screen set name is shown by the `SCRN` parameter value when a gateway linkset is displayed in **SEAS**.

Gateway Screening States

Gateway screening on a particular linkset can be set to be in one of four states:

NO SCREENING – Screening is not performed. All message signaling units (**MSUs**) are passed. This state is set by specifying the supplier specific parameters `gwsa` and `gwsn` equal to 0 (off).

SCREEN AND REPORT – Screening is performed. When an **MSU** fails screening it is discarded, an output message is generated, and measurements are pegged. This state is set by specifying the supplier specific parameters `gwsa` and `gwsn` equal to 1 (on).

SCREENANDDON'T REPORT – Screening is performed. When an **MSU** fails screening it is discarded and measurements are pegged, but no output message is generated. This state is set by specifying the supplier specific parameters `gwsa` to 1 (on) and `gwsn` to 0 (off).

SCREEN TEST MODE – Screening is performed, but all **MSUs** are passed. When an **MSU** fails screening, an output message is generated, but the **MSU** is still passed. This state is set by specifying the supplier specific parameters `gwsa` to 0 (off) and `gwsn` to 1 (on).

 **Caution:**

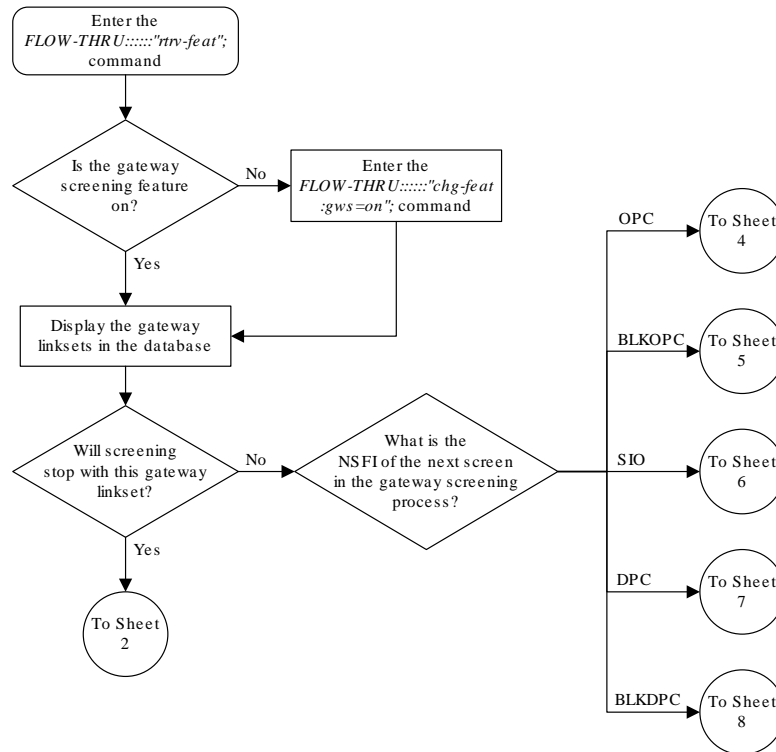
When **Gateway Screening** is in the screen test mode, as defined by the linkset parameters `gwsa=0` and `gwsn=1`, the gateway screening action in the gateway screening stop action set specified by the `actname` parameter will be performed.

If a gateway screening stop action set is to be assigned to the gateway linkset, the name of the gateway screening stop action set must be defined in the database. The gateway screening stop action sets in the database can be shown using the **EAGLE** command `rtrv-gws-actset`. For more information on the gateway screening stop action sets, see “Configuring **Gateway Screening** Stop Action Sets” in *Database Administration - GWS User's Guide*.

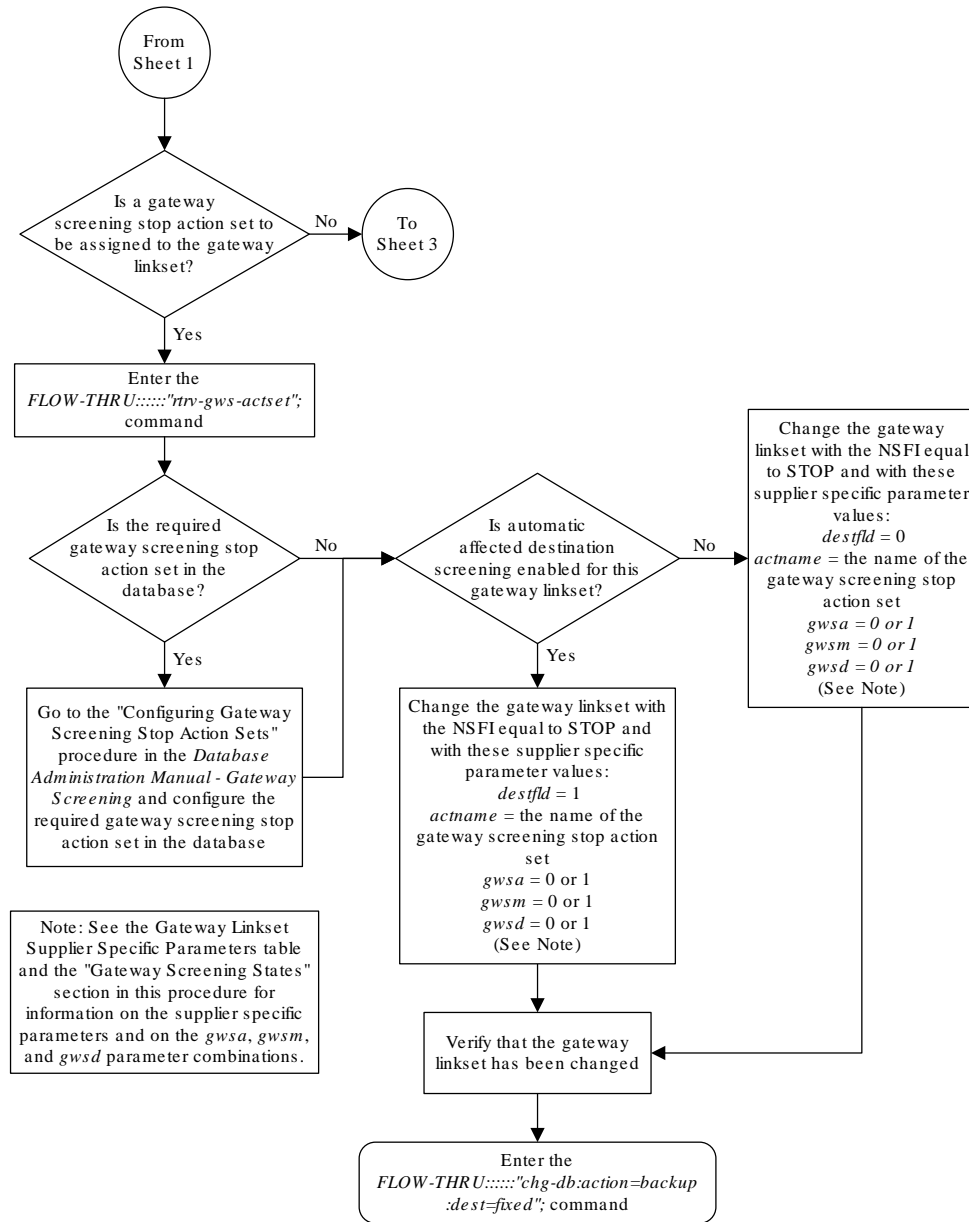
The `gwsd` parameter allows the discarding of messages that should have gone through the gateway screening process, but did not. The `gwsd` parameter is only intended to be used with the **Database Transport Access (DTA)** feature. If you are not using the **DTA** feature, the `gwsd` parameter should not be specified or should be set to no (`gwsd=0`). for more

information on the **DTA** feature, see “**Database Transport Access (DTA) Configuration**,” in *Database Administration - Features User's Guide*.

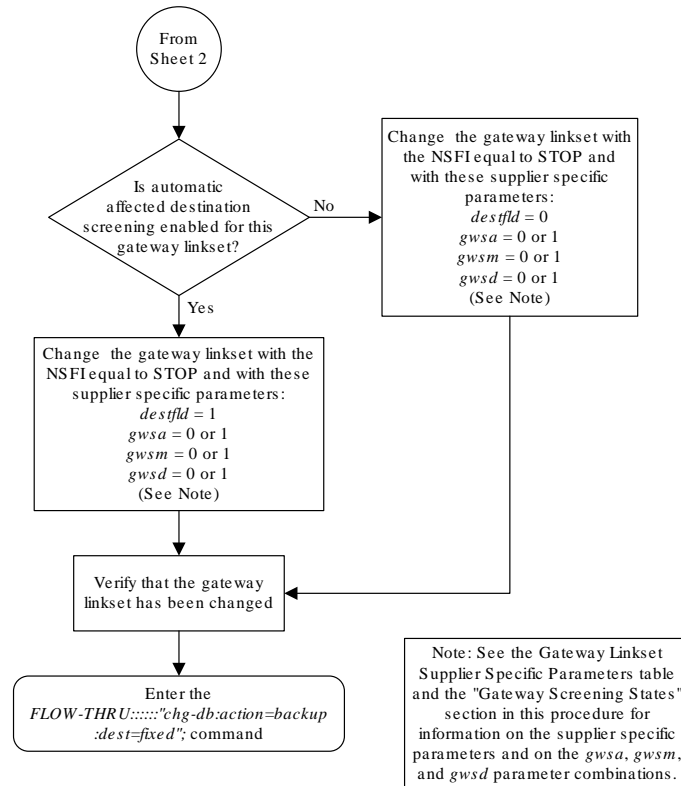
Figure 5-33 Changing a Gateway Linkset from the SEAS Terminal



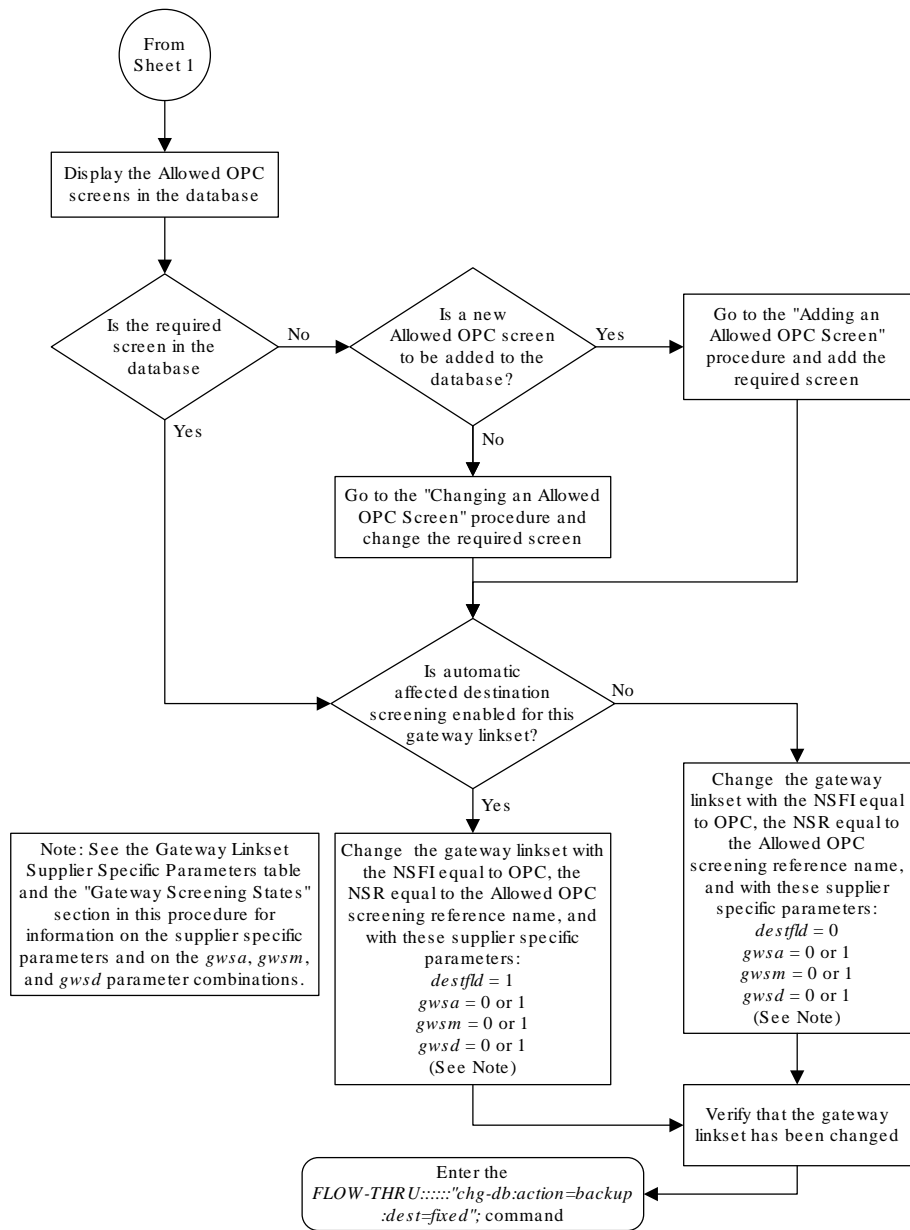
Sheet 1 of 8

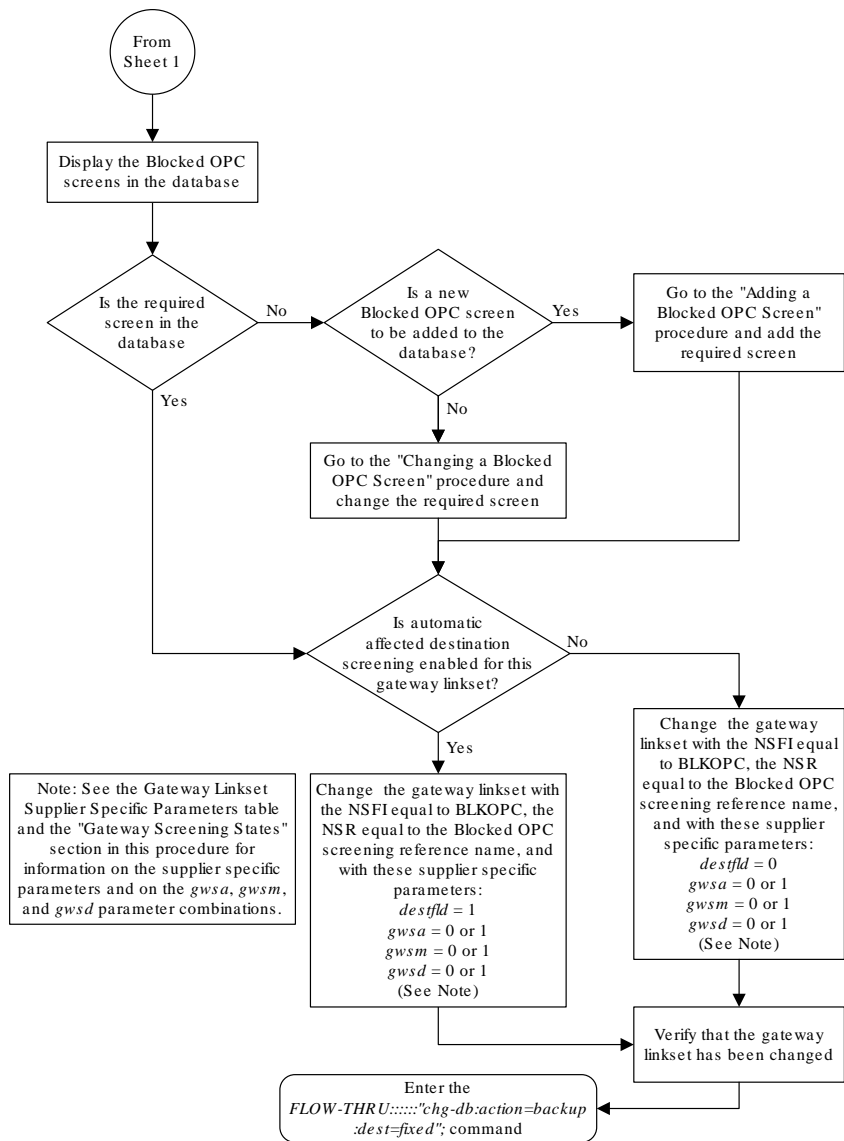


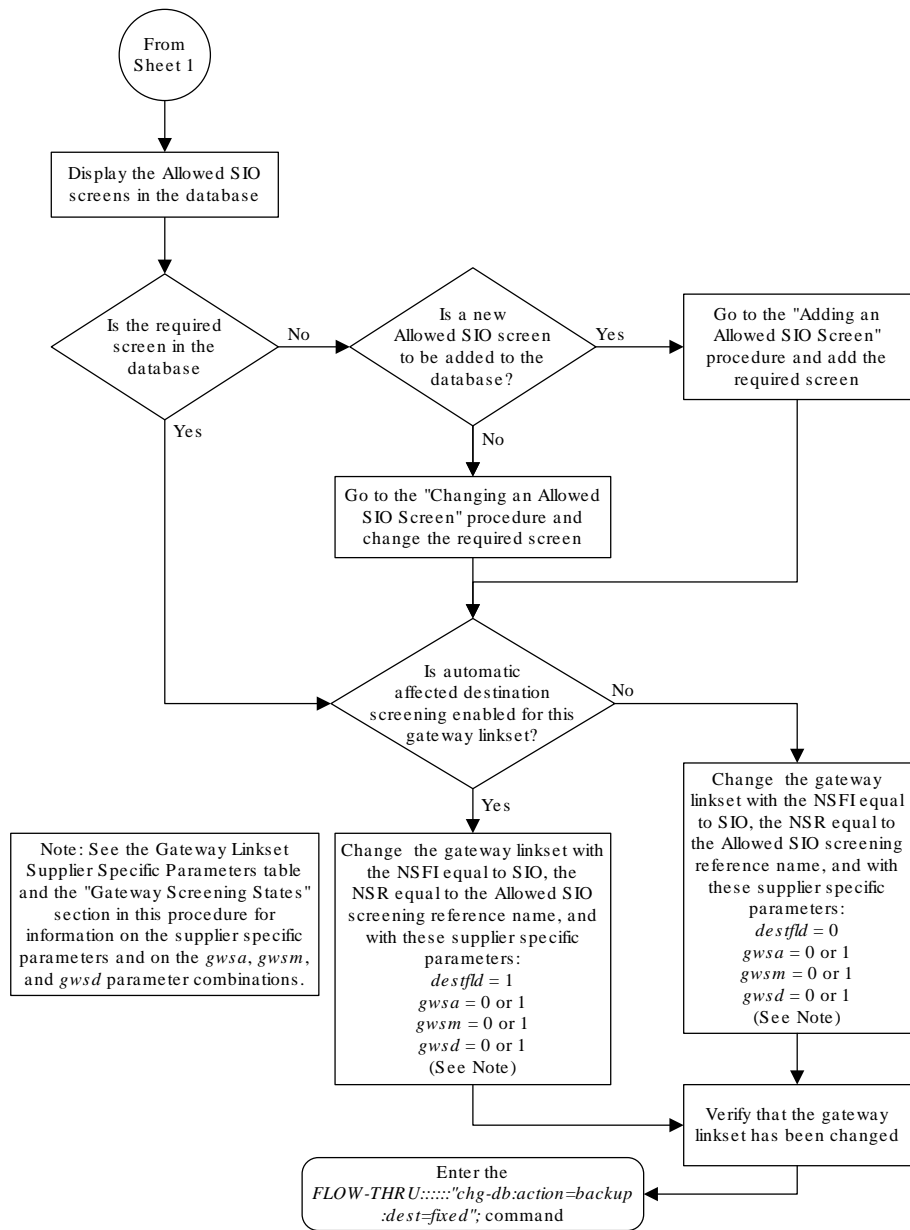
Sheet 2 of 8



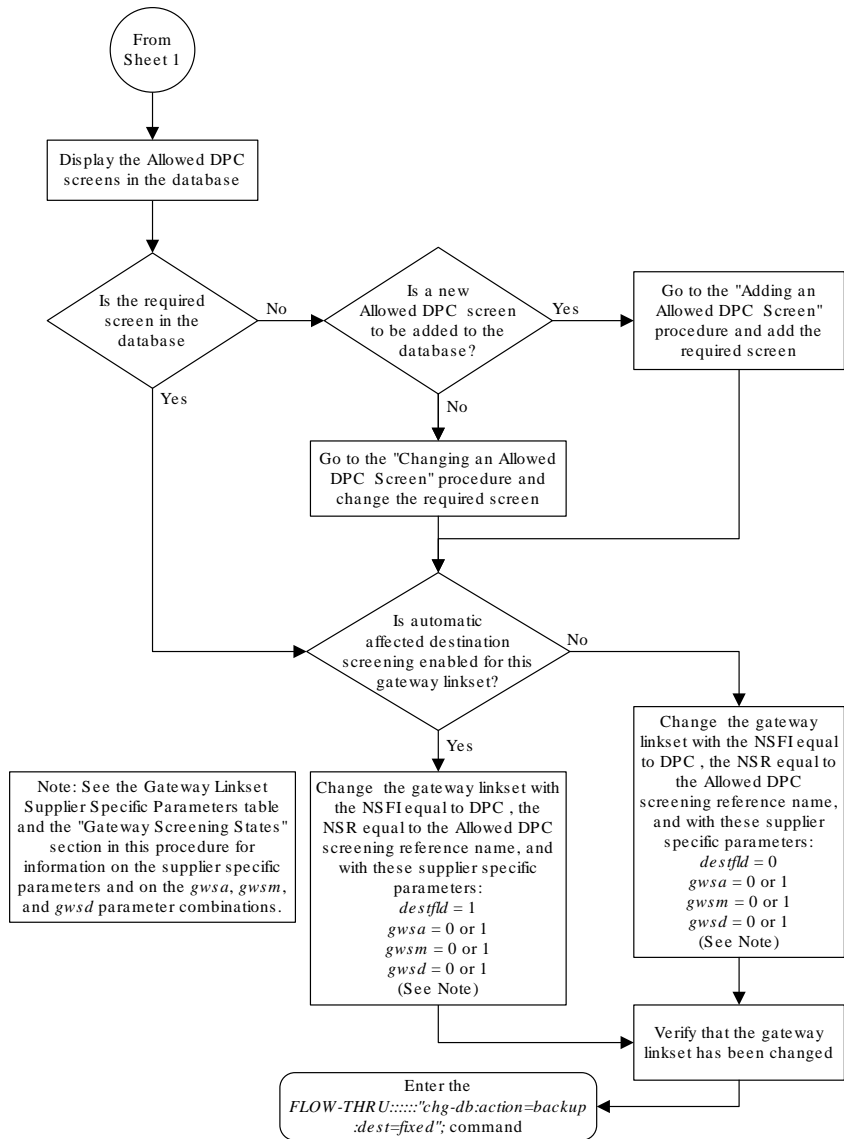
Sheet 3 of 8



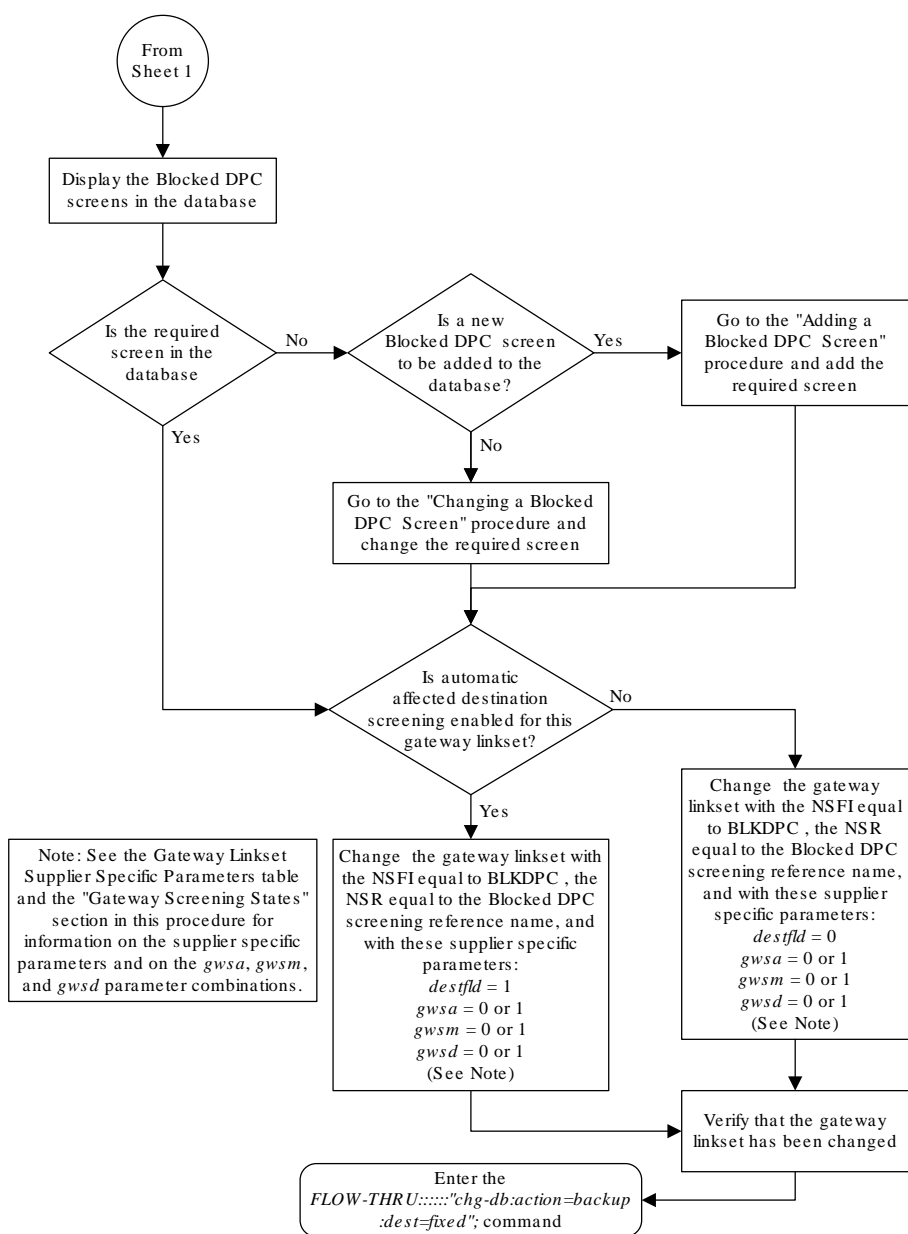




Sheet 6 of 8



Sheet 7 of 8



Sheet 8 of 8

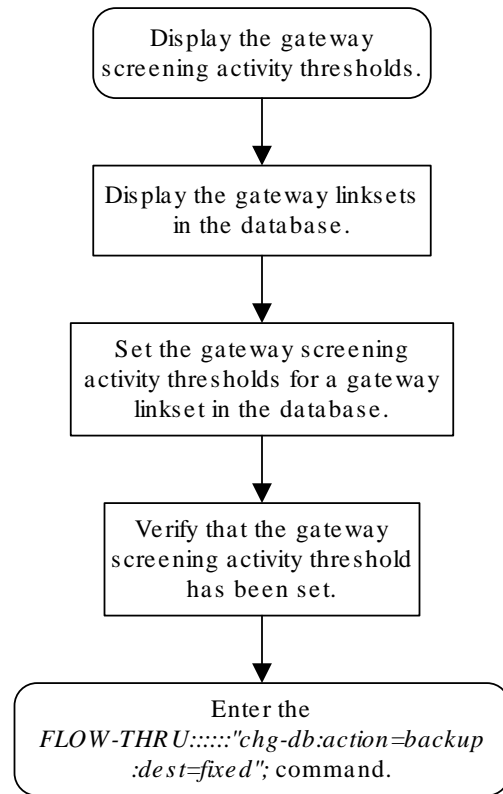
5.34 Setting the Threshold for Reporting Gateway Screening Activity

This procedure is used to set the threshold for reporting these gateway screening activities.

- The threshold for **MSUs** received on a gateway link set.
- The threshold for **MSUs** rejected on a gateway link set because of screening.

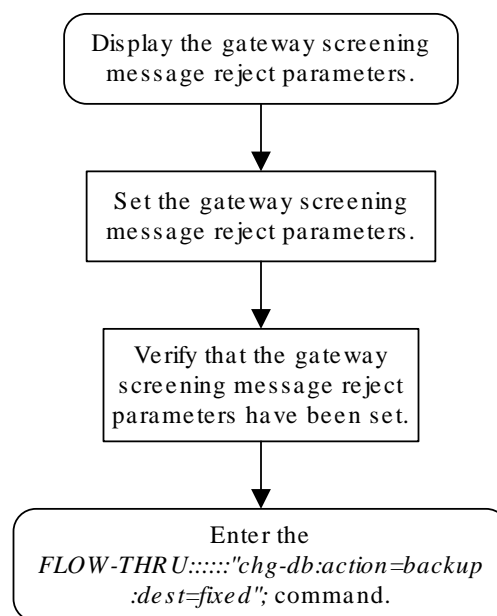
This procedure uses the **EAGLE** command `chg-db`. For more information on this procedure, see “Setting the Threshold for Reporting Gateway Screening Activity” in *Database Administration - GWS User's Guide*.

Figure 5-34 Setting the Threshold for Reporting Gateway Screening Activity from the SEAS Terminal



5.35 Setting the Maximum Number of Gateway Screening Rejected Messages

This procedure is used to configure the maximum number of **UIMs** sent to the terminal and the amount of time during which the **UIMs** are sent. This procedure uses the **EAGLE** command `chg-db`. For more information on this procedure, see “Setting the Maximum Number of Gateway Screening Rejected Messages” in *Database Administration - GWS User's Guide*.

Figure 5-35 Setting the Maximum Number of Gateway Screening Rejected Messages from the SEAS Terminal

5.36 Adding an Allowed ISUP Message Type Screen

This procedure is used to add an allowed **ISUP** message type screen to the database. This procedure uses the **EAGLE** commands `rtrv-feat`, `chg-feat`, and `chg-db`. For more information on this procedure, see “Adding an **Allowed ISUP** Message Type Screen” in *Database Administration - GWS User's Guide*.

Note:

Once the gateway screening feature is turned on with the `chg-feat` command, it cannot be turned off.
The gateway screening feature must be purchased before you turn the features on with the `chg-feat` command. If you are not sure whether you have purchased the gateway screening feature, contact your Oracle Sales Representative or Account Representative.

If you wish to assign gateway screening stop action sets to the allowed **ISUP** message type screen, or use the `tupmt` parameter of the **EAGLE**'s `ent-scr-isup` command, perform the “Adding an **Allowed ISUP** Message Type Screen” procedure in *Database Administration - GWS User's Guide* using the **SEAS** `FLOW-THRU` command with the **EAGLE** commands.

The `tupmt` parameter (**TUP** message type) of the **EAGLE**'s `ent-scr-isup` command is not supported by **SEAS**. A screen can be provisioned to screen for **TUP** messages using the **SEAS** interface by provisioning an allowed **SIO** screen with the service indicator value of 4,

with the **NSFI** value of **ISUP**, and the screening reference name (**NSR**) of the allowed **ISUP** screen to be used to screen for **TUP** messages. Go to one of these procedures to provision the allowed **SIO** screen:

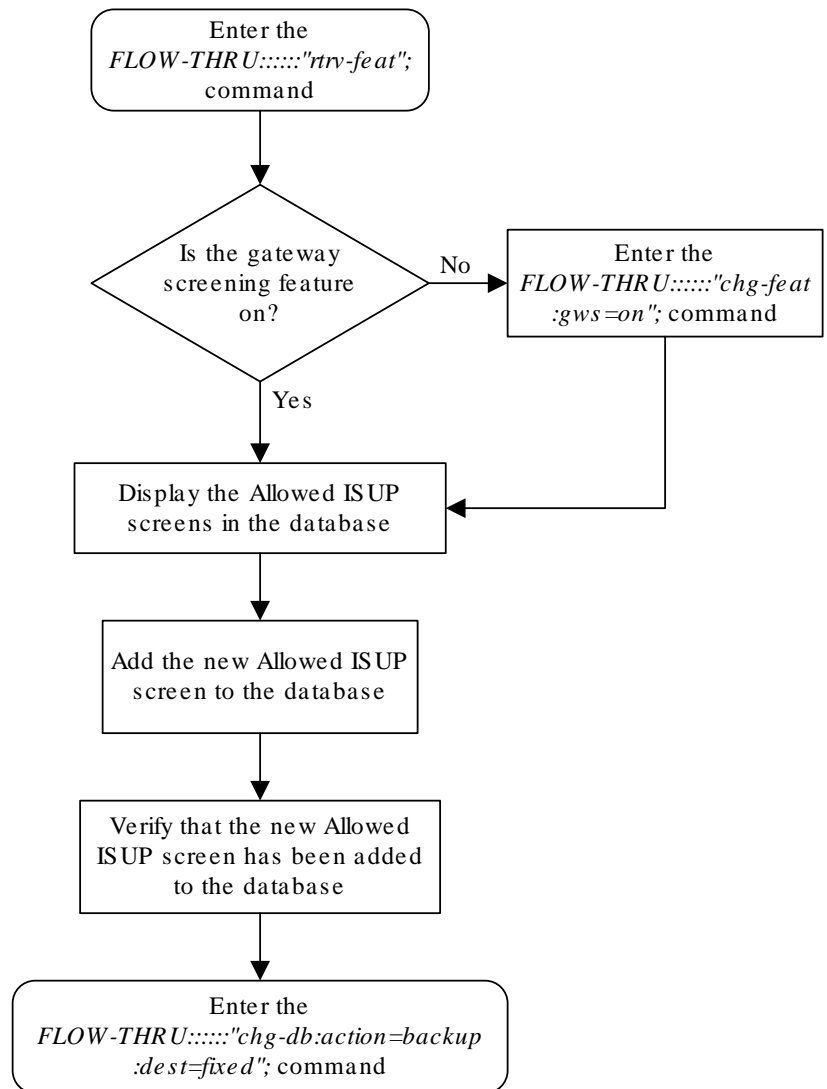
- [Adding an Allowed SIO Screen](#)
- [Changing an Allowed SIO Screen.](#)

Figure 5-36 Adding an Allowed ISUP Message Type Screen from the SEAS Terminal



Note:

Before executing this procedure, make sure you have purchased the gateway screening feature. If you are not sure if you have purchased the gateway screening feature, contact your Oracle Sales Representative or Account Representative.

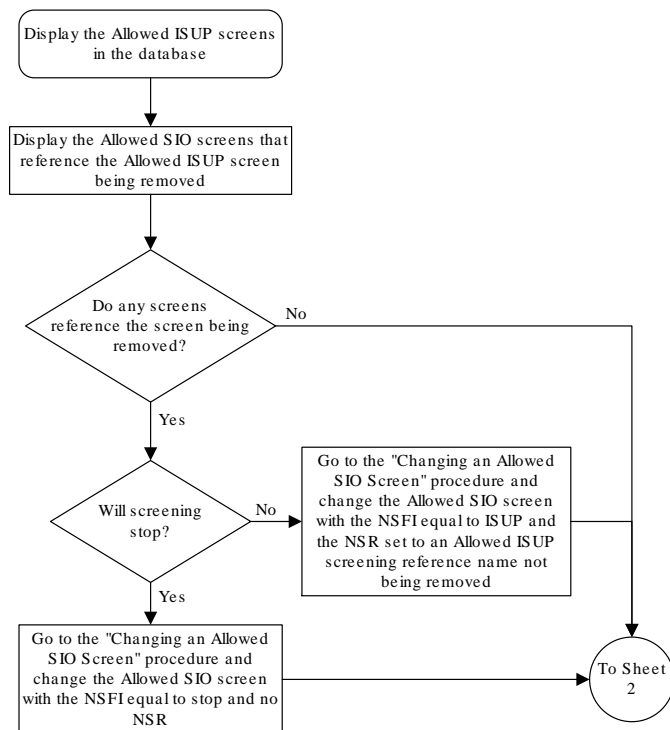


5.37 Removing an Allowed ISUP Message Type Screen

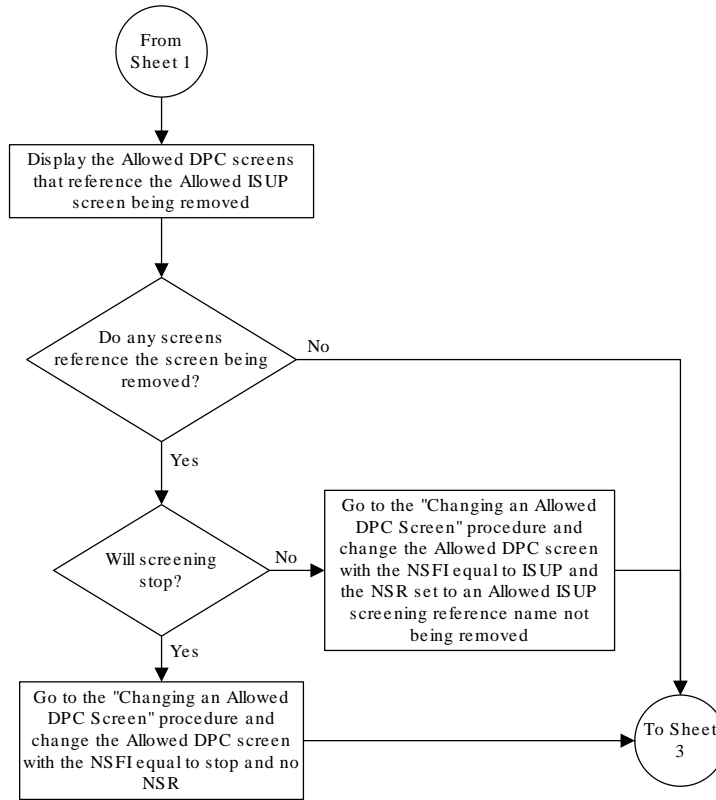
This procedure is used to remove an allowed **ISUP** message type screen from the database. This procedure uses the **EAGLE** `chg-db` command. For more information on this procedure, see “Removing an **Allowed ISUP** Message Type Screen” in *Database Administration - GWS User's Guide*.

If you wish to use the `tupmt` parameter of the **EAGLE**'s `dlt-scr-isup` command, perform the “Changing an **Allowed ISUP** Message Type Screen” procedure in *Database Administration - GWS User's Guide* using the **SEAS** `FLOW-THRU` command with the **EAGLE** commands.

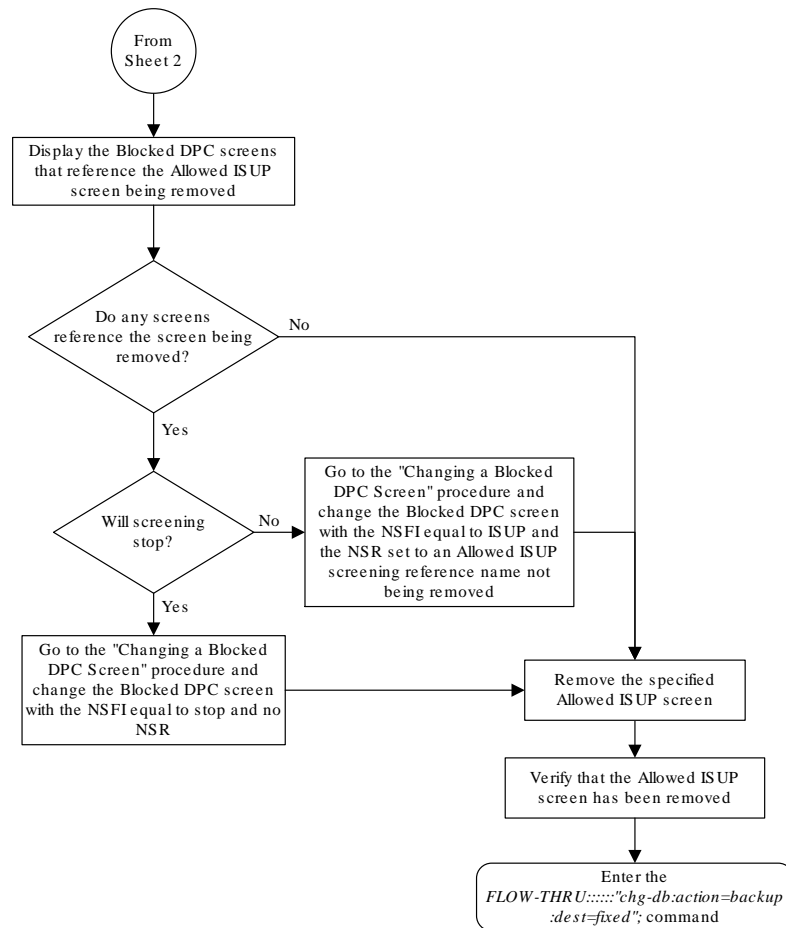
Figure 5-37 Removing an Allowed ISUP Message Type Screen from the SEAS Terminal



Sheet 1 of 3



Sheet 2 of 3



Sheet 3 of 3

5.38 Changing an Allowed ISUP Message Type Screen

This procedure is used to change the attributes of an allowed **ISUP** message type screen in the database. This procedure uses the **EAGLE** `chg-db` command. For more information on this procedure, see “Changing an **Allowed ISUP** Message Type Screen” in *Database Administration - GWS User's Guide*.

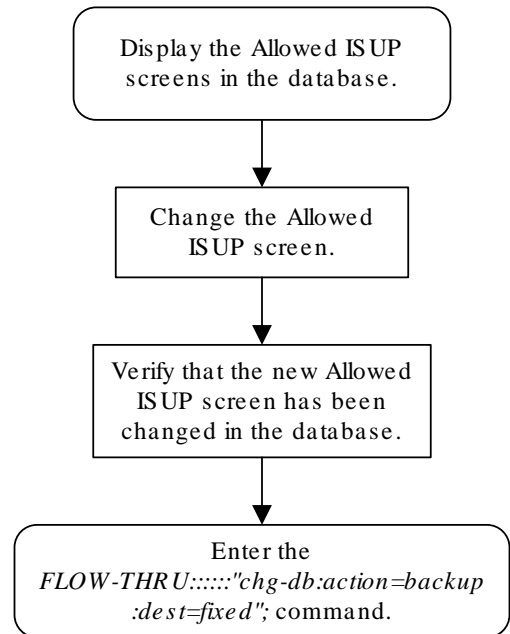
If you wish to assign gateway screening stop action sets to the allowed **ISUP** message type screen being changed, or use the `tupmt` and `ntupmt` parameters of the **EAGLE**'s `chg-scr-isup` command, perform the “Changing an **Allowed ISUP** Message Type Screen” procedure in *Database Administration - GWS User's Guide* using the **SEAS** `FLOW-THRU` command with the **EAGLE** commands.

The `tupmt` and `ntupmt` parameters (**TUP** message type) of the **EAGLE**'s `chg-scr-isup` command are not supported by **SEAS**. A screen can be provisioned to screen for **TUP** messages using the **SEAS** interface by provisioning an allowed **SIO** screen with the service indicator value of 4, with the **NSFI** value of **ISUP**, and the screening

reference name (**NSR**) of the allowed **ISUP** screen to be used to screen for **TUP** messages. Go to one of these procedures to provision the allowed **SIO** screen:

- [Adding an Allowed SIO Screen](#)
- [Changing an Allowed SIO Screen.](#)

Figure 5-38 Changing an Allowed ISUP Message Type Screen from the SEAS Terminal



6

Enhanced Global Title Translation (EGTT) Configuration

Chapter 6, Enhanced Global Title Translation (EGTT) Configuration, describes the procedures used to administer the data required for the enhanced global title translation feature.

6.1 Provisioning a Mated Application

This procedure is used to add a dominant mated application to the database.

The only parameters that can be specified with this procedure are the primary point code, primary subsystem number, mate point code, and mate subsystem number. The **EAGLE** relative cost parameters cannot be specified in this procedure. When the mated application is added to the database with this procedure, the relative cost value for the primary point code and subsystem is defaulted to 10. The relative cost value for the mate point code and subsystem is defaulted to 50. This creates a dominant mated application with only two entries.

This procedure uses the **EAGLE** commands `rtrv-map`, `rtrv-ctrl-feat`, `rtrv-dstn`, and `chg-db`. For more information on provisioning mated applications, refer to one of the “Provisioning a **Mated Application**” procedures in *Database Administration - GTT User's Guide*.

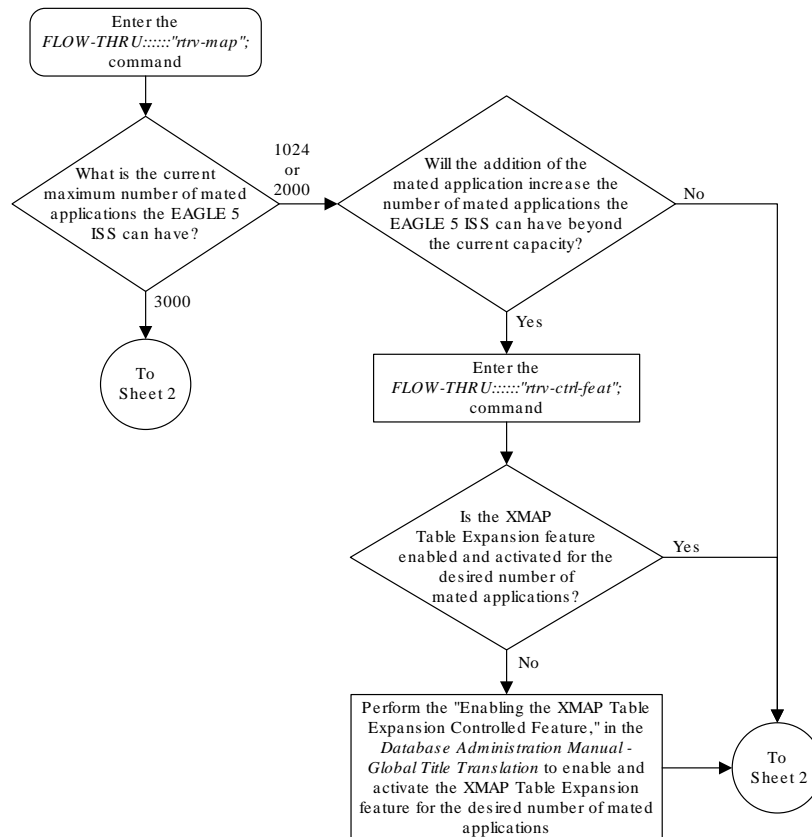
If you wish to use the `pci`, `pcn`, `pcn24`, `mpci`, `mpcn`, `mpcn24`, `srm`, `grp`, `mrc`, `rc`, `materc`, or `mapset`, `wt`, `mwt`, `thr`, `mrnset`, or `mrnpc` parameters of the **EAGLE**'s `ent-map` command, the subsystem assigned to the mated application is the **LNP**, **INP**, V-Flex, **ATINPQ**, **AIQ**, or **EIR** subsystem, or you wish to create another type of **MAP** group or **MAP** set, perform one of the “Provisioning a **Mated Application**” procedures in *Database Administration - GTT User's Guide* using the **SEAS** `FLOW-THRU` command with the **EAGLE** commands.

Mated application groups in the **EAGLE** database can contain up to 32 entries, the primary point code, and up to 31 mate point codes. **SEAS** allows the user to configure only two entries for each **MAP** group. To add more entries to the **MAP** group, up to 30, after performing this procedure, perform one of the “Provisioning a **Mated Application**” procedures in *Database Administration - GTT User's Guide* using the **SEAS** `FLOW-THRU` command with the **EAGLE** commands. The `rc` and `materc` parameters must be specified with the **EAGLE**'s `chg-map` command. The maximum number of mated application entries that can be provisioned in the **EAGLE** is 1024, 2000, or 3000, depending on the quantity that is enabled.

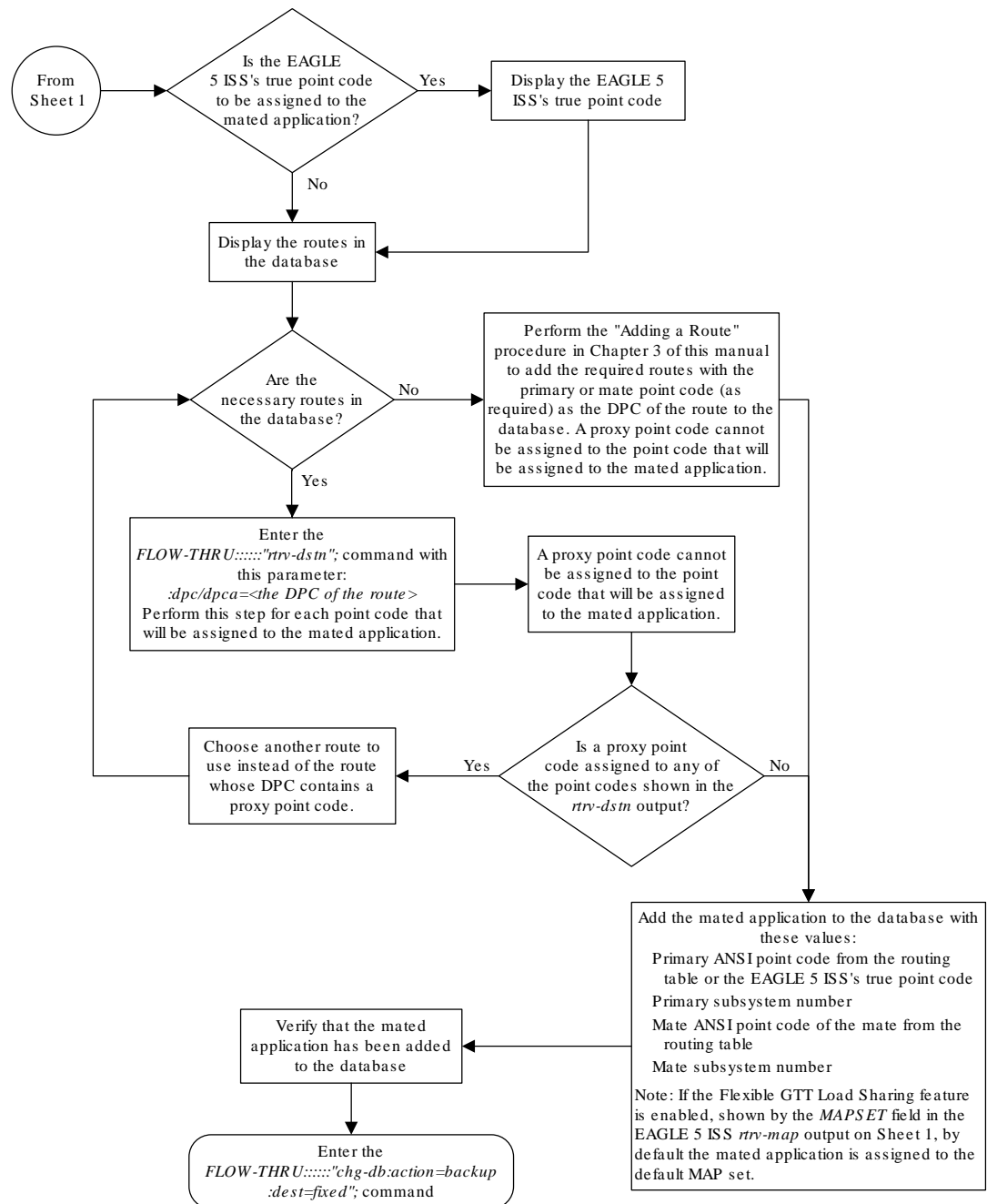
If the Flexible **GTT Load Sharing** feature is enabled, shown by the `MAPSET` field in the **EAGLE** `rtrv-map` output, by default the mated application is assigned to the default **MAP** set. To assign a mated application to a **MAP** set other than the default **MAP** set, perform one of the “Provisioning a **Mated Application**” procedures in *Database Administration - GTT User's Guide* using the **SEAS** `FLOW-THRU` command with the **EAGLE** commands.

A proxy point code cannot be assigned to any point code that will be assigned to a mated application.

Figure 6-1 Provisioning a Mated Application



Sheet 1 of 2



Sheet 2 of 2

6.2 Removing a Mated Application

This procedure is used to remove a mated application from the database. This procedure uses the **EAGLE** commands `rrv-feat`, `rrv-ctrl-feat`, `rrv-ss-appl`, `dlt-map`, and `chg-db`. For more information on this procedure, see “Removing a Mated Application” in *Database Administration - GTT User's Guide*.

If you wish to use the `pci`, `pcn`, `pcn24`, `all`, `mapset`, or `mrnset` parameters of the **EAGLE**'s `dlt-map` command, perform the “Removing a Mated Application” procedure in *Database Administration - GTT User's Guide* using the **SEAS** `FLOW-THRU` command with the **EAGLE** commands.

If the Flexible **GTT Load Sharing** feature is enabled, only entries in the default **MAP** set are displayed from the **SEAS** terminal. Performing this procedure removes only mated application entries in the default **MAP** set. To remove entries from a **MAP** set other than the default **MAP** set, perform the “Removing a Mated Application” procedure in *Database Administration - GTT User's Guide* using the **SEAS** `FLOW-THRU` command with the **EAGLE** commands.

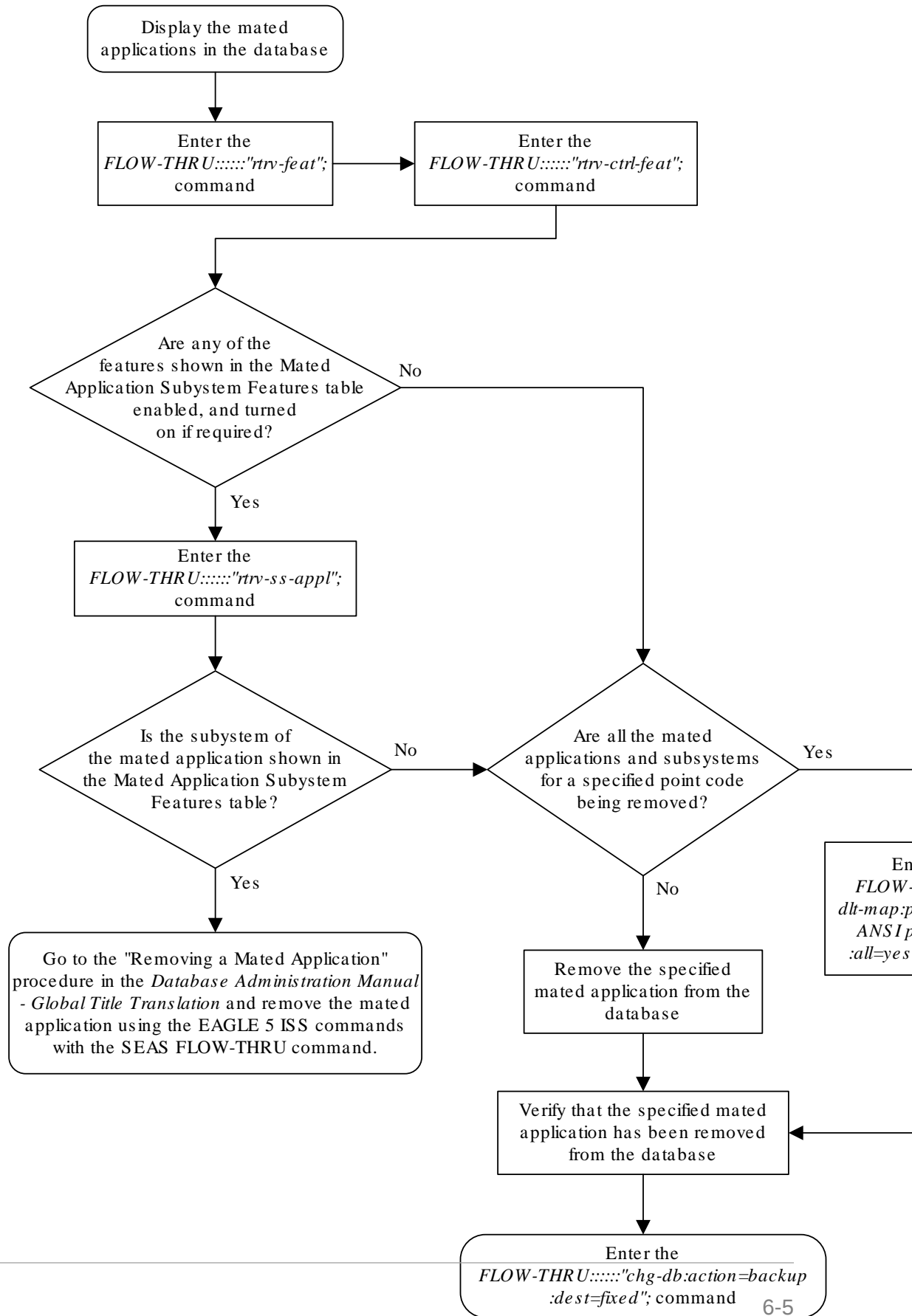
The output from the **EAGLE** command `rtrv-ctrl-feat` shows whether or not the Flexible **GTT Load Sharing** feature is enabled.

The **EAGLE**'s point code and subsystem can be assigned to the mated application. If the mated application contains **EAGLE**'s point code and the subsystem shown in , perform the “Removing a Mated Application” procedure in *Database Administration - GTT User's Guide* using the **SEAS** `FLOW-THRU` command with the **EAGLE** commands.

Table 6-1 Mated Application Subsystem Features

Feature	Feature Status	Subsystem
INP	Enabled and Turned On	INP
ANSI-41 INP Query	Enabled and Turned On	INP
EIR	Enabled and Turned On	EIR
V-FLEX	Enabled and Turned On	V-FLEX
ATINP	Enabled	ATINPQ
LNP	Enabled	LNP
ANSI41 AIQ	Enabled	AIQ

Figure 6-2 Removing a Mated Application



6.3 Changing a Mated Application

This procedure is used to change an existing mated application in the database. The only parameters that can be specified in this procedure are the primary point code, primary subsystem number, mate point code, and mate subsystem number. The EAGLE relative cost parameters cannot be specified in this procedure. When the mated application is added to the database with this procedure, the relative cost value for the primary point code and subsystem is defaulted to 10. The relative cost value for the mate point code and subsystem is defaulted to 50. This creates a dominant mated application with two entries.

If you wish to use the `pci`, `pcn`, `pcn24`, `mpci`, `mpcn`, `mpcn24`, `srn`, `grp`, `mrc`, `rc`, `materc`, `sso`, `mapset`, `eswt`, `wt`, `mwt`, `grpwt`, `thr`, `mrnset`, or `mrnpc` parameters of the EAGLE's `chg-map` command, or if the subsystem assigned to the mated application is the **LNP**, **EIR**, **V-Flex**, **ATINPQ**, **AIQ**, or **INP** subsystem, perform any of the procedures from *Database Administration - GTT User's Guide* that are shown in [Table 6-2](#) using the SEAS `FLOW-THRU` command with the EAGLE commands.

Table 6-2 EAGLE Changing a Mated Application Procedures

Changing the Attributes of a Mated Application
Changing the Mated Application Type
Changing the Weight and In-Service Threshold Values of a Mated Application
Changing the MRNSET and MRN Point Code Values of MAP Entries

If you plan to change the existing MAP group to another type of MAP group, perform the Changing the Mated Application Type procedure in *Database Administration - GTT User's Guide* using the SEAS `FLOW-THRU` command with the EAGLE commands.

The mate point code cannot be changed to the EAGLE's true point code.

This procedure uses the EAGLE commands `chg-db` and `rtrv-dstn`. For more information about changing a mated application, refer to the procedures from *Database Administration - GTT User's Guide* that are shown in [Table 6-2](#) on this procedure, see "Changing a Mated Application" in *Database Administration - GTT User's Guide*.

No new entries can be added to a mated application group with this procedure. Mated application groups in the EAGLE database can contain up to 32 eight entries, the primary point code, and up to 31 seven mate point codes. SEAS allows the user to configure only two entries for each MAP group. To add more entries to the **MAP** group, up to 30 six, perform one of the "Provisioning a **Mated Application**" procedures in *Database Administration - GTT User's Guide* using the SEAS `FLOW-THRU` command with the EAGLE commands. The `rc` and `materc` parameters must be specified with the EAGLE's `chg-map` command. The maximum number of mated application entries that can be provisioned in the EAGLE is 1024, 2000, or 3000, depending on the quantity that is enabled.

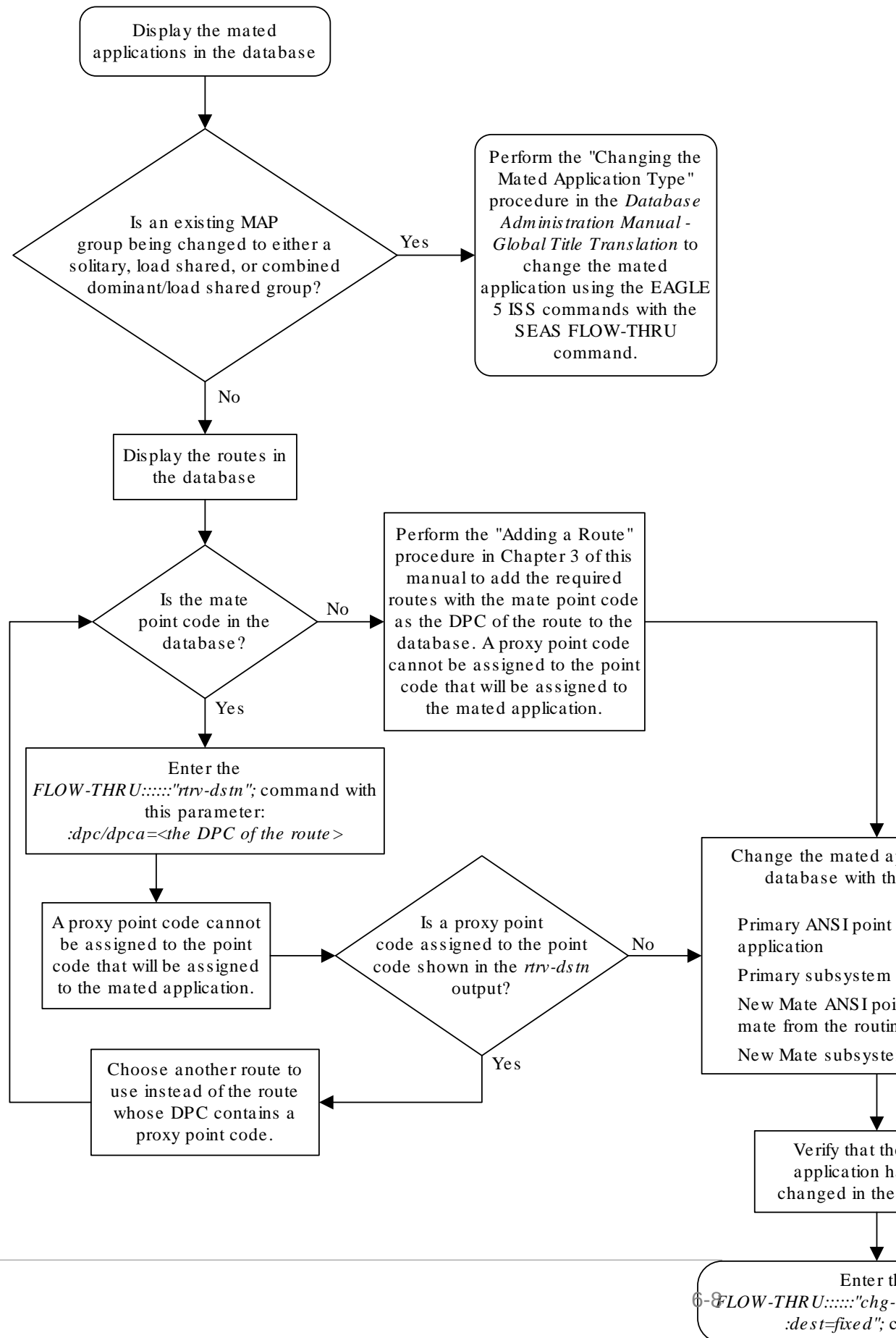
If the Flexible GTT Load Sharing feature is enabled, only entries in the default MAP set are displayed from the SEAS terminal. Performing this procedure changes only mated application entries in the default MAP set. To change entries in a MAP set other than the default MAP set, perform any of the procedures from *Database Administration*

- *GTT User's Guide* that are shown in [Table 6-2](#) using the `SEAS FLOW-THRU` command with the EAGLE commands.

The output from the EAGLE command `rtrv-ctrl-feat` shows whether or not the Flexible GTT Load Sharing feature is enabled.

A proxy point code cannot be assigned to any point code that will be assigned to a mated application.

Figure 6-3 Changing a Mated Application



6.4 Adding Global Title Address Information

This procedure is used to add global title address information to the database. This procedure uses the **EAGLE** commands `rtrv-ctrl-feat`, `rtrv-gttset`, `rtrv-feat`, `chg-feat`, `rtrv-card`, `rtrv-gta`, `rtrv-dstn`, and `chg-db`. For more information on this procedure, see “Adding Global Title Address Information” in *Database Administration - GTT User's Guide*.

The following parameters of the **EAGLE**'s `ent-gta` command are not supported by **SEAS**: `pci`, `pcn`, `pcn24`, `xlat`, `actsn`, `cogt`, `force`, `gtmodid`, `ppmeasreqd`, `mrnset`, `mapset`, `opcsn`, `cgpc/cgppca/cgpci/cgpcn/cgpcn24`, `opcl/opca/opci/opcn/opcn24`, `dpc/dpca/dpci/dpcn/dpcn24`, `cgssn`, `ecgssn`, `loopset`, `optsn`, `cdssn`, `ecdssn`, `cgselid`, `cdselid`, `fallback`, `testmode`, `cgcnsn`, `family`, `opcode`, `pkgtype`, `acn`, or `cggmod`. **SEAS** does not support hexadecimal digits as the value of the global title address parameter. If you wish to use any of these parameters or use hexadecimal digits as the value for the global title address parameter, perform the “Adding Global Title Address Information” procedure in *Database Administration - GTT User's Guide* using the **SEAS** `FLOW-THRU` command with the **EAGLE** commands.

If the Flexible **GTT Load Sharing** feature is enabled, shown by the `MRNSET` field in the **EAGLE** `rtrv-gta` output, and the routing indicator of the global title translation is **G** (the **EAGLE** value `GT`), by default, the global title translation is assigned to the default **MRN** set. To assign the global title translation to an **MRN** set other than the default **MRN** set, perform the “Adding Global Title Address Information” procedure in the *Database Administration - GTT User's Guide* using the **SEAS** `FLOW-THRU` command with the **EAGLE** commands.

If the Flexible **GTT Load Sharing** feature is enabled, shown by the `MAPSET` field in the **EAGLE** `rtrv-gta` output, and the routing indicator of the global title translation is **D** (the **EAGLE** value `SSN`), by default, the global title translation is assigned to the default **MAP** set. To assign the global title translation to a **MAP** set other than the default **MAP** set, perform the “Adding a Global Title Address Information” procedure in the *Database Administration - GTT User's Guide* using the **SEAS** `FLOW-THRU` command with the **EAGLE** commands.

The **EAGLE** `XLAT` parameter does not have a **SEAS** equivalent. When global title address information is configured at the **SEAS** interface, the values for the **SEAS** parameters `RI`, `DPC`, and `SSN`, all mandatory parameters for the **SEAS** `ADD-GTT` and `CHG-GTT` commands, are converted to the **EAGLE** parameters and values shown in [Table 6-3](#).

A proxy point code cannot be assigned to any point code that will be assigned to a global title translation.

Table 6-3 SEAS and EAGLE Global Title Address Information Parameter Conversion

RI SEAS GTT Parame ter	DPC SEAS GTT Parameter	SSN SEAS GTT Parame ter	XLAT EAGLE GTT Parameter	RI EAGLE GTT Parame ter	PC/PCA EAGLE GTT Parameter	SSN EAGLE GTT Parameter
G	xxx-xxx-xxx	000	DPC	GT	xxx-xxx-xxx	Not Specified
D	xxx-xxx-xxx	002-255	DPCSSN	SSN	xxx-xxx-xxx	002-255

Table 6-3 (Cont.) SEAS and EAGLE Global Title Address Information Parameter Conversion

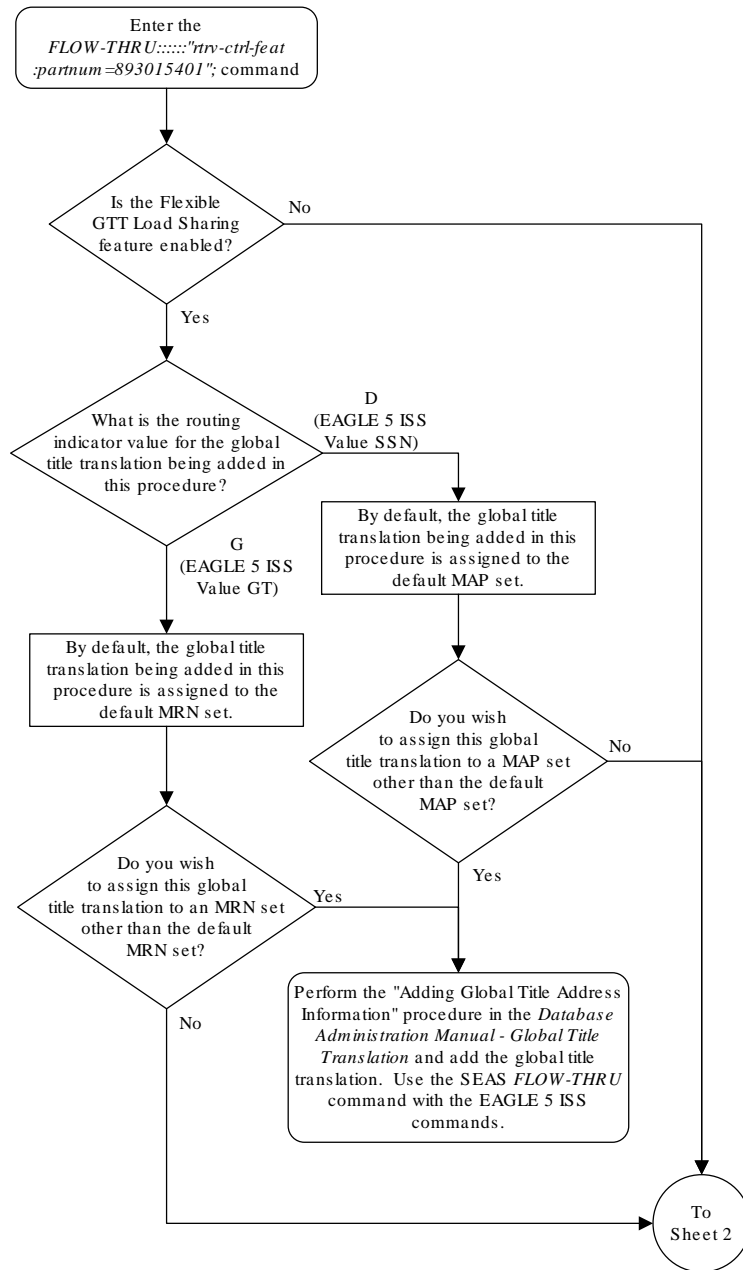
RI SEAS GTT Parame ter	DPC SEAS GTT Parameter	SSN SEAS GTT Parame ter	XLAT EAGLE GTT Parameter	RI EAGLE GTT Parame ter	PC/PCA EAGLE GTT Parameter	SSN EAGLE GTT Parameter
------------------------------------	------------------------------	-------------------------------------	--------------------------------	-------------------------------------	----------------------------------	-------------------------------

Notes:

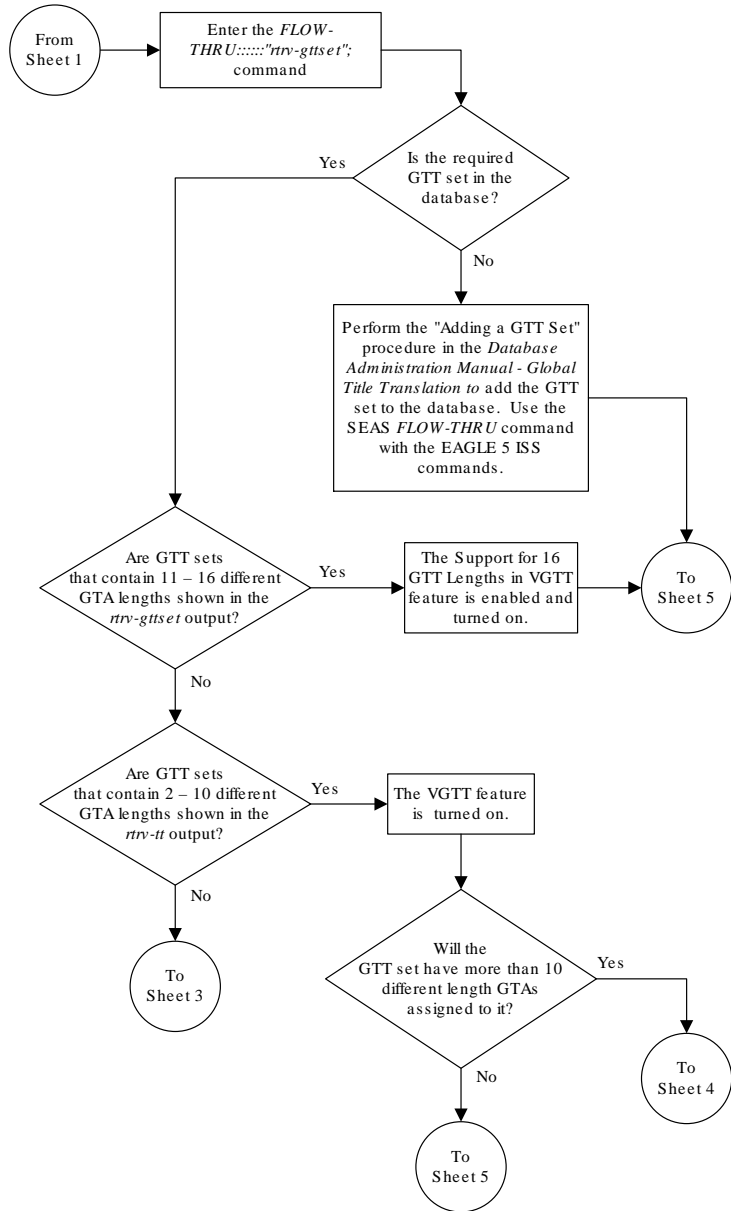
- The **SEAS_{RI=G}** parameter denotes global title routing, further global title translation is required.
- The **SEAS_{RI=D}** parameter denotes **DPC** routing, no further global title translation is required.
- The **EAGLE_{RI=GT}** parameter denotes further global title translation is required and uses **MTP** routing.
- The **EAGLE_{RI=SSN}** parameter denotes final global title translation and uses **MAP** routing.
- The **EAGLE_{XLAT=DPC}** parameter indicates that the **DPC & RI** values in the **MSU** are to be replaced.
- The **EAGLE_{XLAT=DPCSSN}** parameter indicates that the **DPC, RI, & SSN** values in the **MSU** are to be replaced.
- The **EAGLE_{XLAT=DPCNGT}** parameter indicates that the **DPC, RI, & TT** values in the **MSU** are to be replaced

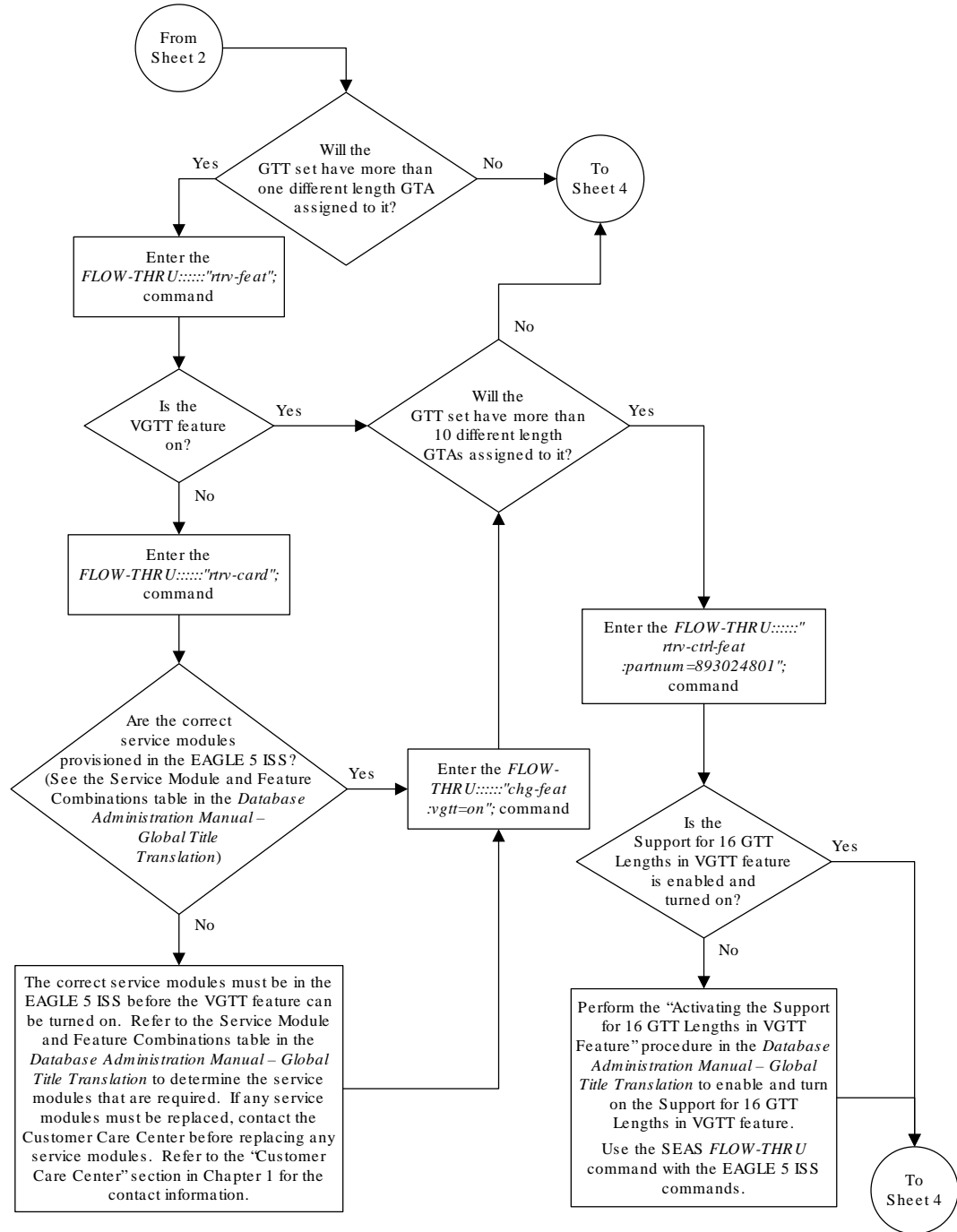
The **RC** parameter of the **SEAS ADD-GTT** command is not supported by the **EAGLE**. While the **RC** parameter must be specified with the **SEAS ADD-GTT** command, the **RC** parameter is discarded when the **SEAS ADD-GTT** command is processed by the **EAGLE**.

Figure 6-4 Adding Global Title Address Information

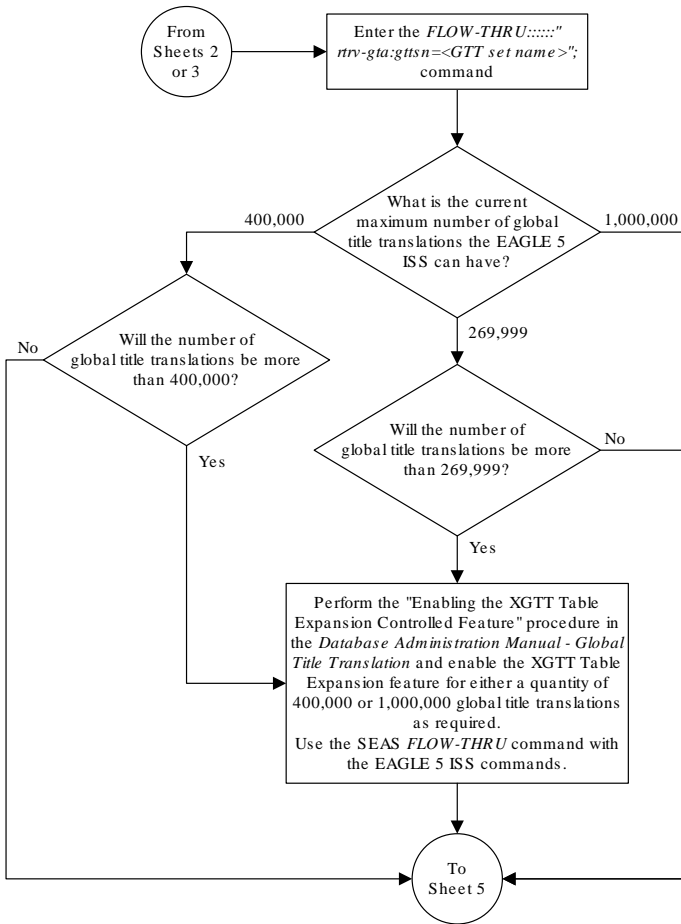


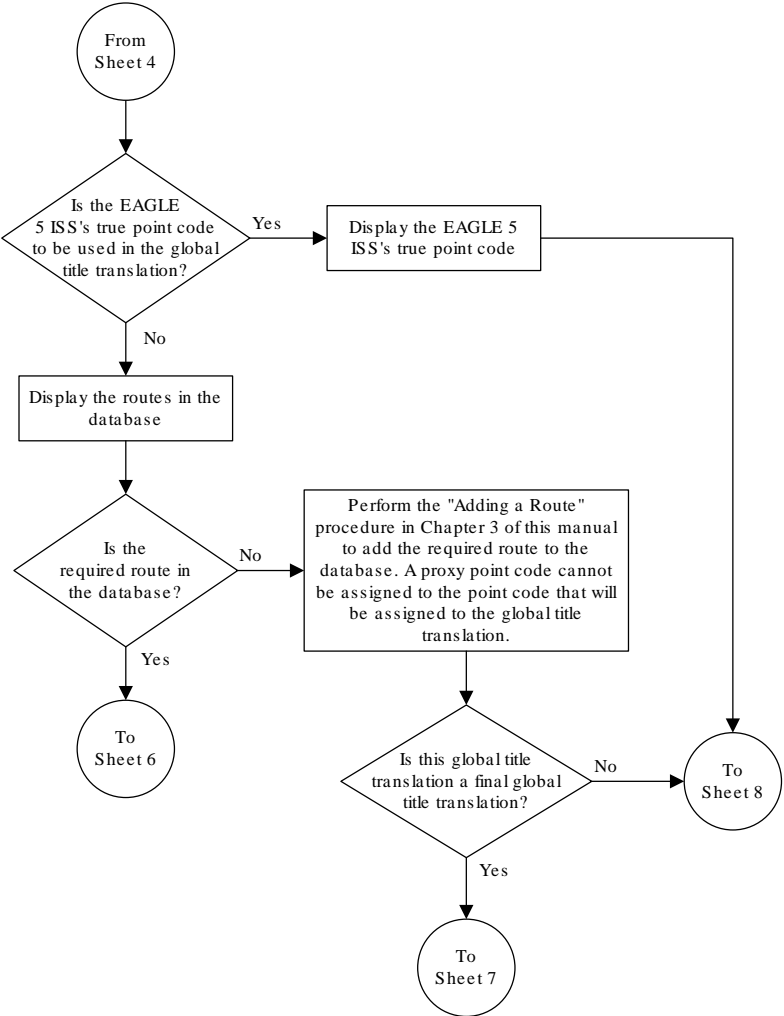
Sheet 1 of 8



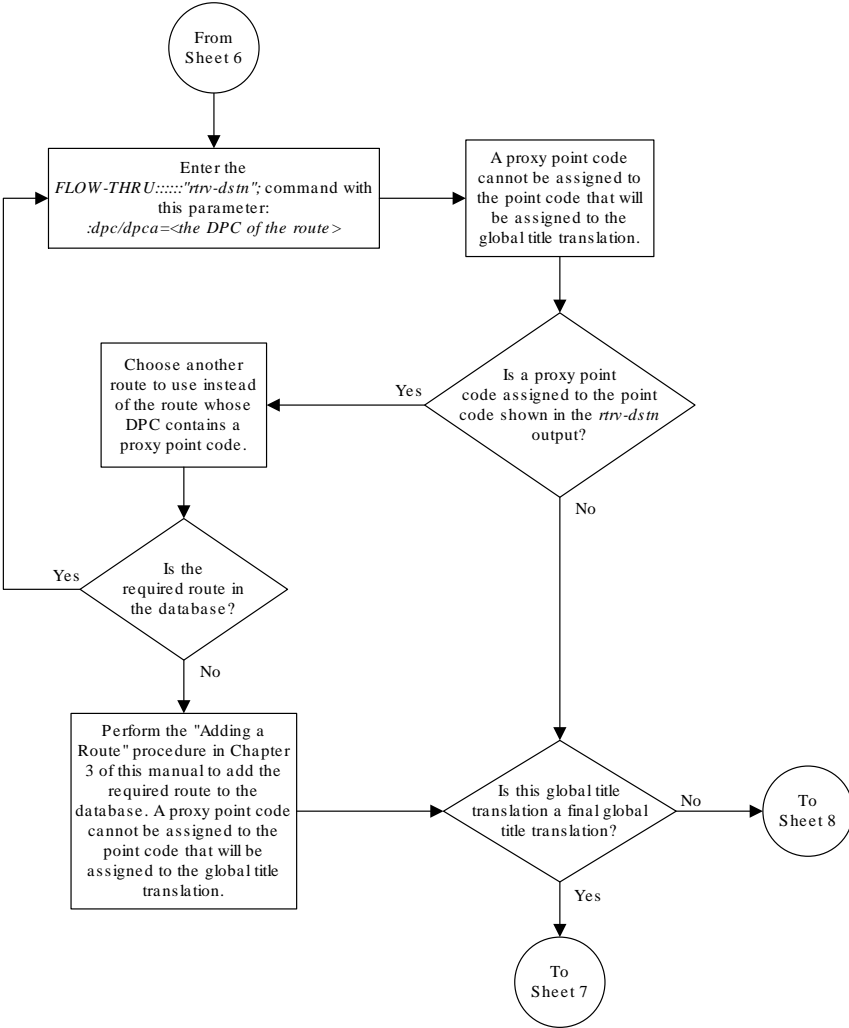


Sheet 3 of 8

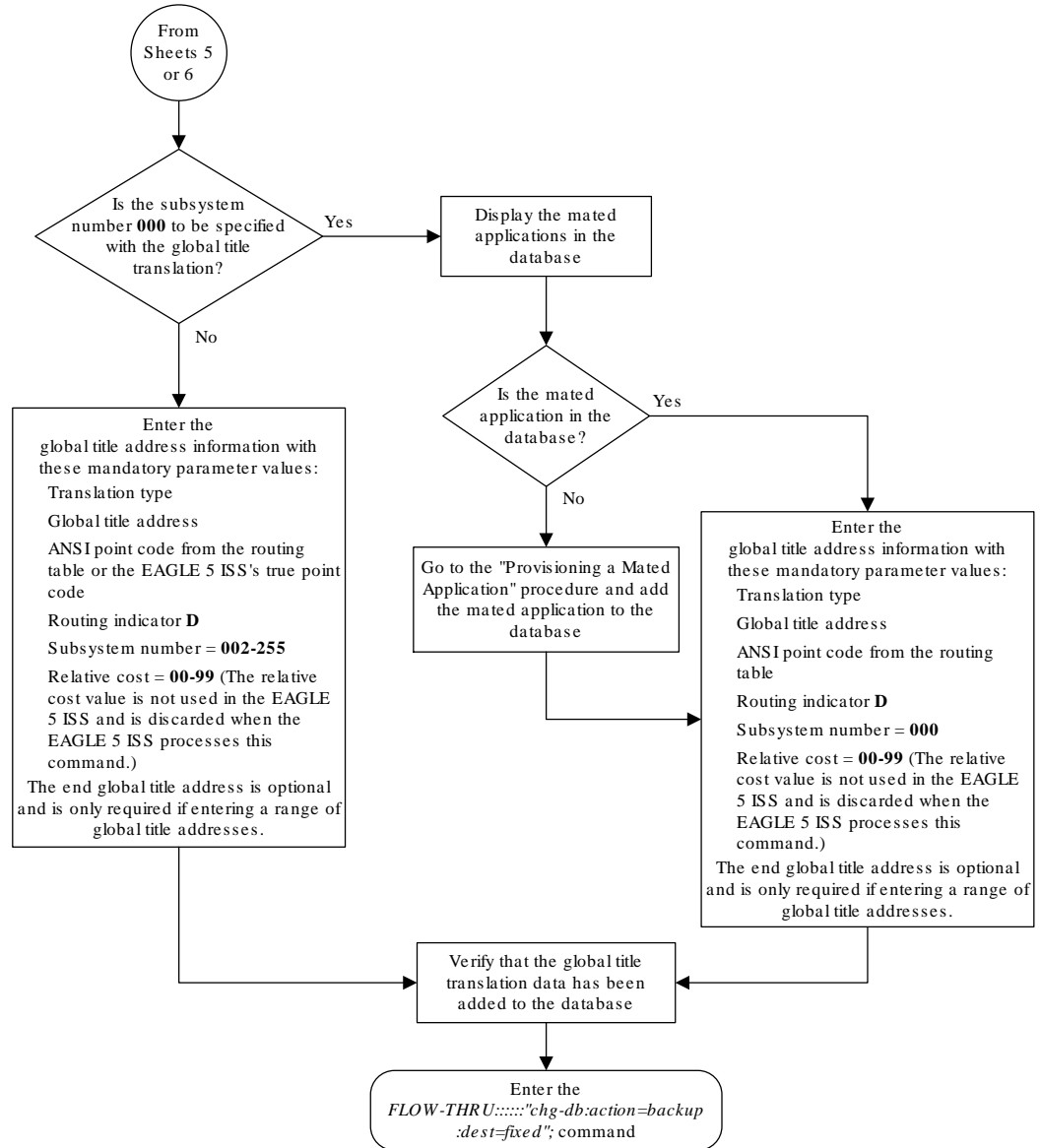




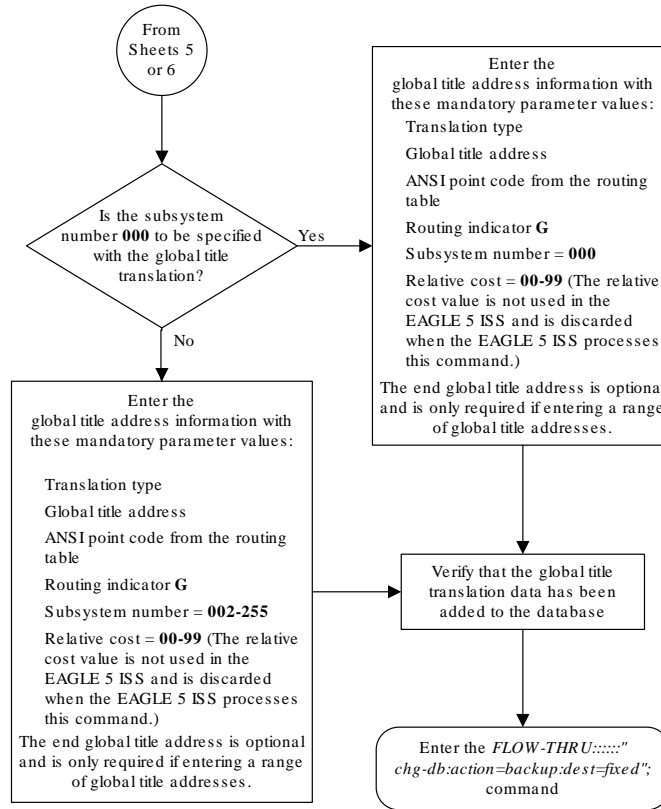
Sheet 5 of 8



Sheet 6 of 8



Sheet 7 of 8



Sheet 8 of 8

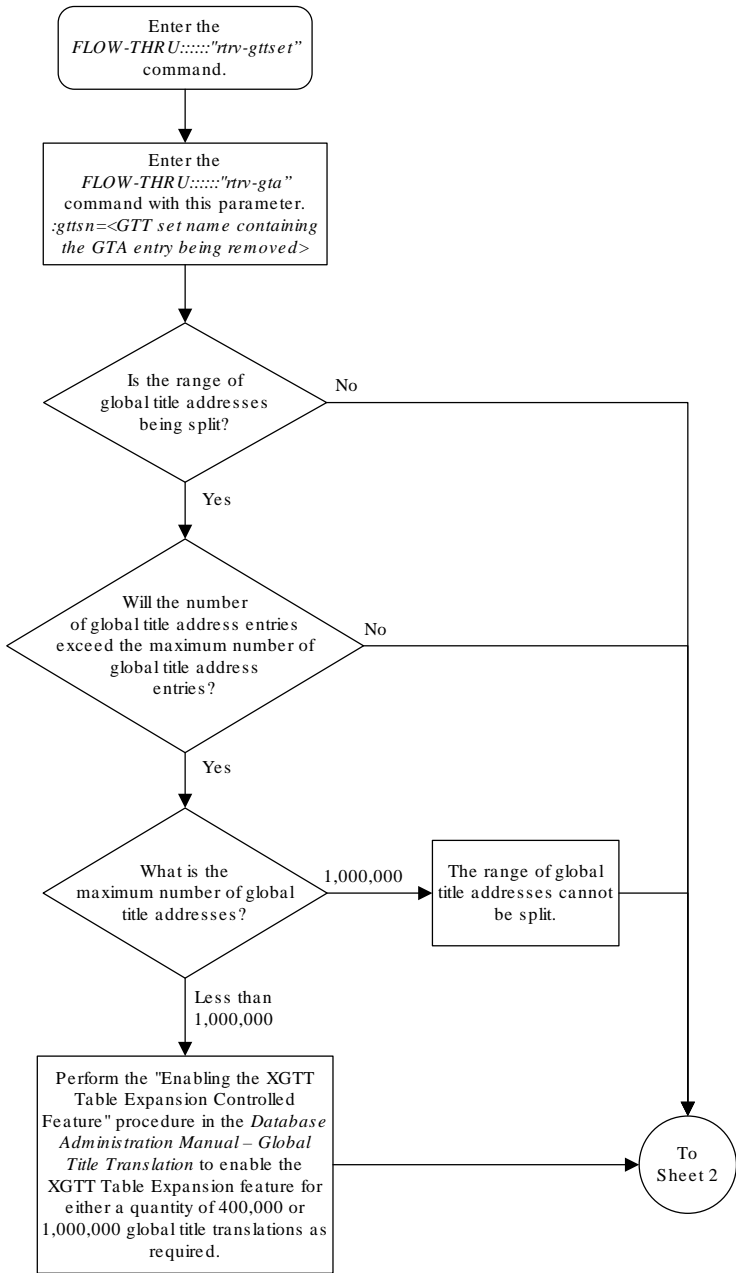
6.5 Removing Global Title Address Information

This procedure is used to remove global title address information from the database. This procedure uses the EAGLE commands `rtrv-gttset`, `rtrv-gta`, `rtrv-gttapath`, and `chg-db`. For more information on this procedure, see “Removing Global Title Address Information” in *Database Administration - GTT User's Guide*.

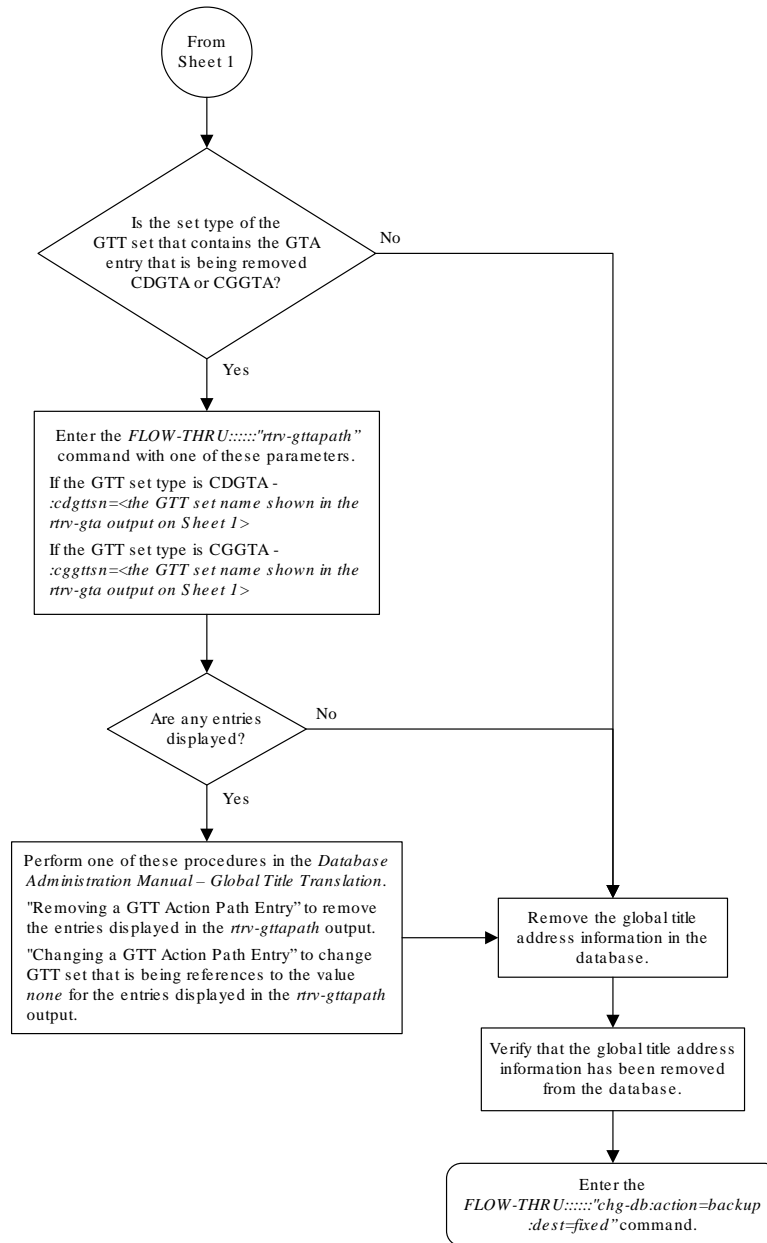
The following parameters of the EAGLE's `dlr-gta` command are not supported by SEAS: `cgpc/cgpca/cgpci/cgpcn/cgpcn24`, `opcl/opca/opci/opcn/opcn24`, `dpcl/dpca/dpci/dpcn/dpcn24cgssn`, `ecgssn`, `cdssn`, `ecdssn`, `family`, `opcode`, `pkgtype`, or `acn`. SEAS does not support hexadecimal digits as the value of the global title address parameters. If you wish to use any of these parameters or use hexadecimal digits as the value for the global title address parameters, perform the “Removing Global Title Address Information” procedure in *Database Administration - GTT User's Guide* using the SEAS `FLOW-THRU` command with the EAGLE commands.

The `DPC` and `SSN` parameters of the SEAS `DLT-GTT` command are not supported by the EAGLE. While these parameters must be specified with the SEAS `DLT-GTT` command, these parameters are discarded when the SEAS `DLT-GTT` command is processed by the EAGLE.

Figure 6-5 Removing Global Title Address Information



Sheet 1 of 2



Sheet 2 of 2

6.6 Changing Global Title Address Information

This procedure is used to change existing global title address information in the database. This procedure uses the EAGLE commands `rtrv-gttset`, `rtrv-gta`, `rtrv-mrn`, `rtrv-map`, `rtrv-dstn`, and `chg-db`. For more information on this procedure, see “Changing Global Title Address Information” in *Database Administration - GTT User's Guide*.

The following parameters of the EAGLE's `chg-gta` command are not supported by SEAS: `pci`, `pcn`, `pcn24`, `xlat`, `actsn`, `ccgt`, `force`, `gtmodid`, `mrnset`, `mapset`,

opcsn, ppmeasreqd, cgpc/cgpca/cgpci/cgpcn/cgpcn24, opc/opca/opci/opcn/opcn24, dpc/dpca/dpci/dpcn/dpcn24cgssn, ecgssn, split, loopset, optsn, cdssn, ecdssn, cgselid, cdselid, fallback, testmode, cgcnsn, family, opcode, pkgtype, acn, or cggtmod. **SEAS** does not support hexadecimal digits as the value of the global title address parameter. If you wish to use any of these parameters or use hexadecimal digits as the value for the global title address parameter, perform the “Changing Global Title Address Information” procedure in *Database Administration - GTT User's Guide* using the **SEAS FLOW-THRU** command with the **EAGLE** commands.

If the Flexible **GTT Load Sharing** feature is enabled, shown by the **MRNSET** field in the **EAGLE rtrv-gta** output, and the routing indicator of the global title translation is **G** (the **EAGLE** value **GT**), the global title translation can be changed in this procedure only if the global title translation is assigned to the default **MRN** set. All the attributes of the global title translation can be changed except for the following:

- The **MRNSET** value cannot be changed.
- The routing indicator value cannot be changed.
- If the point code is changed, the new point code must be assigned to the default **MRN** set.

If the Flexible **GTT Load Sharing** feature is enabled, shown by the **MAPSET** field in the **EAGLE rtrv-gta** output, and the routing indicator of the global title translation is **D** (the **EAGLE** value **SSN**), the global title translation can be changed in this procedure only if the global title translation is assigned to the default **MAP** set. All the attributes of the global title translation can be changed except for the following:

- The **MAPSET** value cannot be changed.
- The routing indicator value cannot be changed.
- If the point code is changed, the new point code must be assigned to the default **MAP** set.

The **EAGLE XLAT** parameter does not have a **SEAS** equivalent. When global title translations are configured at the **SEAS** interface, the values for the **SEAS** parameters **RI**, **DPC**, and **SSN**, all mandatory parameters for the **SEAS ADD-GTT** and **CHG-GTT** commands, are converted to the **EAGLE** parameters and values shown in [Table 6-4](#).

A proxy point code cannot be assigned to any point code that will be assigned to a global title translation.

Table 6-4 SEAS and EAGLE Global Title Address Information Parameter Conversion

RI SEAS GTT Parameter	DPC SEAS GTT Parameter	SSN SEAS GTT Parameter	XLAT EAGLE GTT Parameter	RI EAGLE GTT Parameter	PC/PCA EAGLE GTT Parameter	SSN EAGLE GTT Parameter
G	xxx-xxx-xxx	000	DPC	GT	xxx-xxx-xxx	Not Specified
D	xxx-xxx-xxx	002-255	DPCSSN	SSN	xxx-xxx-xxx	002-255

Table 6-4 (Cont.) SEAS and EAGLE Global Title Address Information Parameter Conversion

RI SEAS GTT Parameter	DPC SEAS GTT Parameter	SSN SEAS GTT Parameter	XLAT EAGLE GTT Parameter	RI EAGLE GTT Parameter	PC/PCA EAGLE GTT Parameter	SSN EAGLE GTT Parameter
--------------------------------	------------------------------	---------------------------------	-----------------------------------	---------------------------------	----------------------------------	-------------------------------

Notes:

- The **SEAS_{RI=G}** parameter denotes global title routing, further global title translation is required.
- The **SEAS_{RI=D}** parameter denotes **DPC** routing, no further global title translation is required.
- The **EAGLE_{RI=GT}** parameter denotes further global title translation is required and uses **MTP** routing.
- The **EAGLE_{RI=SSN}** parameter denotes final global title translation and uses **MAP** routing.
- The **EAGLE_{XLAT=DPC}** parameter indicates that the **DPC & RI** values in the **MSU** are to be replaced.
- The **EAGLE_{XLAT=DPCSSN}** parameter indicates that the **DPC, RI, & SSN** values in the **MSU** are to be replaced.
- The **EAGLE_{XLAT=DPCNGT}** parameter indicates that the **DPC, RI, & TT** values in the **MSU** are to be replaced.

The **DPC**, **SSN** and **NRC** parameters of the **SEAS CHG-GTT** command are not supported by the **EAGLE**. While these parameters must be specified with the **SEAS CHG-GTT** command, these parameters are discarded when the **SEAS CHG-GTT** command is processed by the **EAGLE**.

The range of global title addresses assigned to a global title translation can be extended or reduced to create a new range of global title addresses. The range can be extended so long as the new range of global title addresses does not overlap an existing range of global title addresses. The range can be reduced so long as the new end global title address parameter value is not smaller than the global title address parameter value.

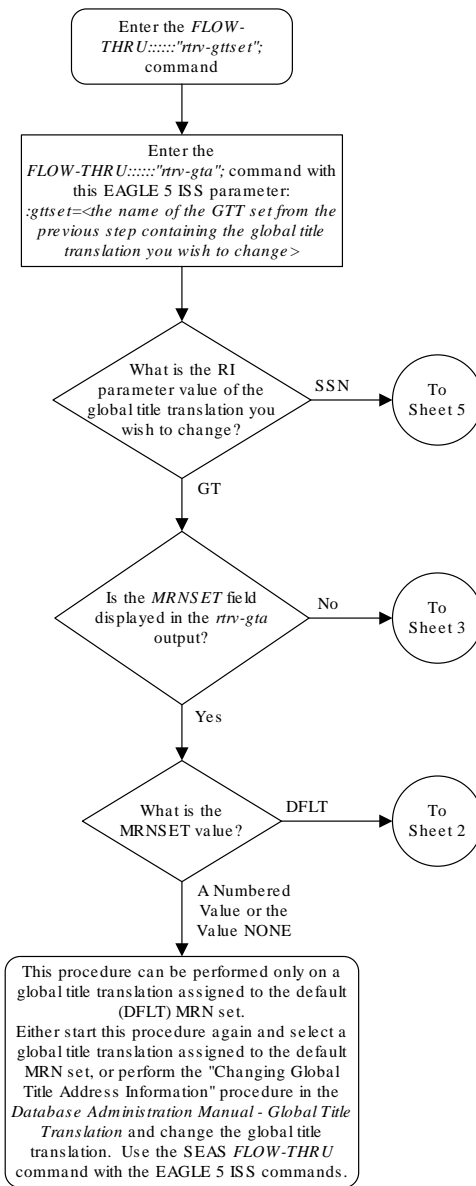
For example, a global title translation contains this range of global title addresses: 9194600000 - 9194603000. The range of global title addresses can be extended to 9194604500 by specifying an end global title address value of 9194604500 parameter with the **SEAS CHG-GTT** command. However, if another range of global title addresses begins with the value 9194604000, the end global title address value of 9194604500 cannot be specified with the **SEAS CHG-GTT** command as the new range created with the end global title address value of 9194604500 would overlap the range of global title addresses beginning with the value 9194604000. In this situation, the maximum value for the end global title address value would be 9194603999.

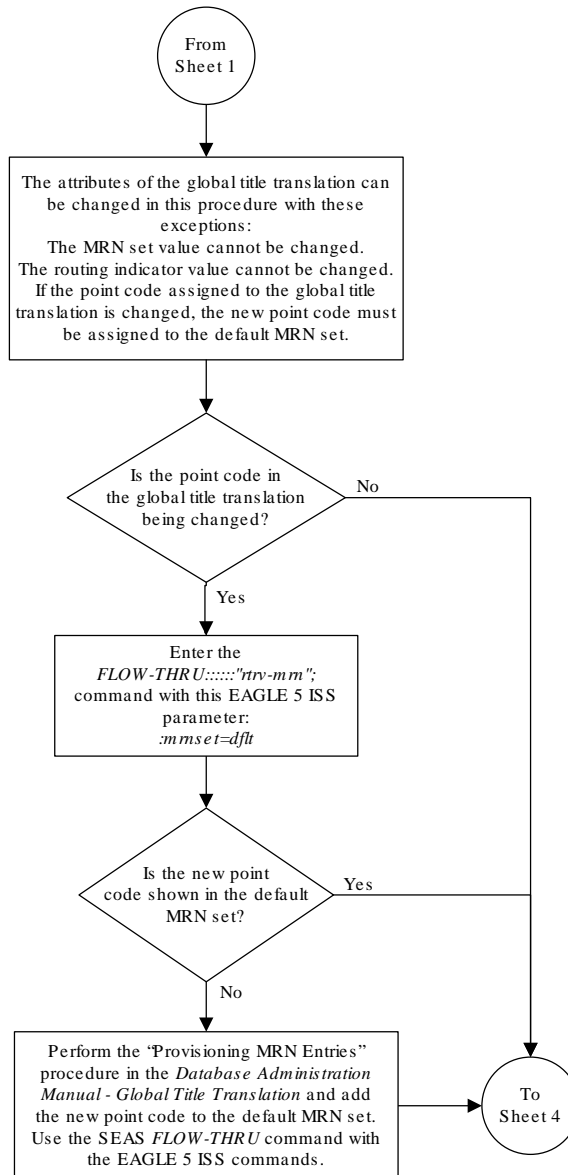
Using the same example, the range of global title addresses can be reduced to 9194600000 - 9194601500 by specifying the end global title address value of 9194601500 with the **SEAS CHG-GTT** command. The new range must lie inside of the original range. You cannot create the range 9194595000 - 9194600000 by specifying the end global title address value of 9194595000 parameter with the **SEAS CHG-GTT** command.

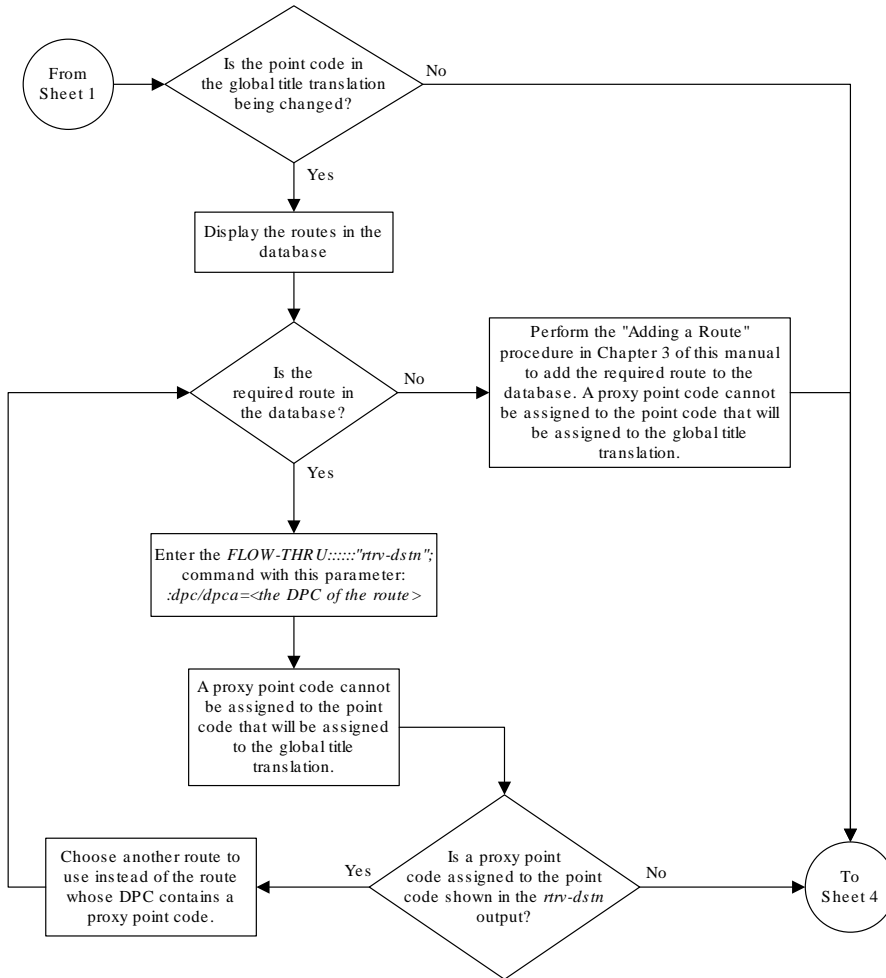
 **Caution:**

Changes to the range of global title addresses occur only if the both the global title address and end global title address parameters are specified and the values for either of these parameters, or both parameters are different from the original values in the global title translation. If the global title address and end global title address parameters are specified for the global title translation being changed, and you do not wish to change either of these values, make sure the original global title address and end global title address values are specified in the **SEAS** `CHG-GTT` command.

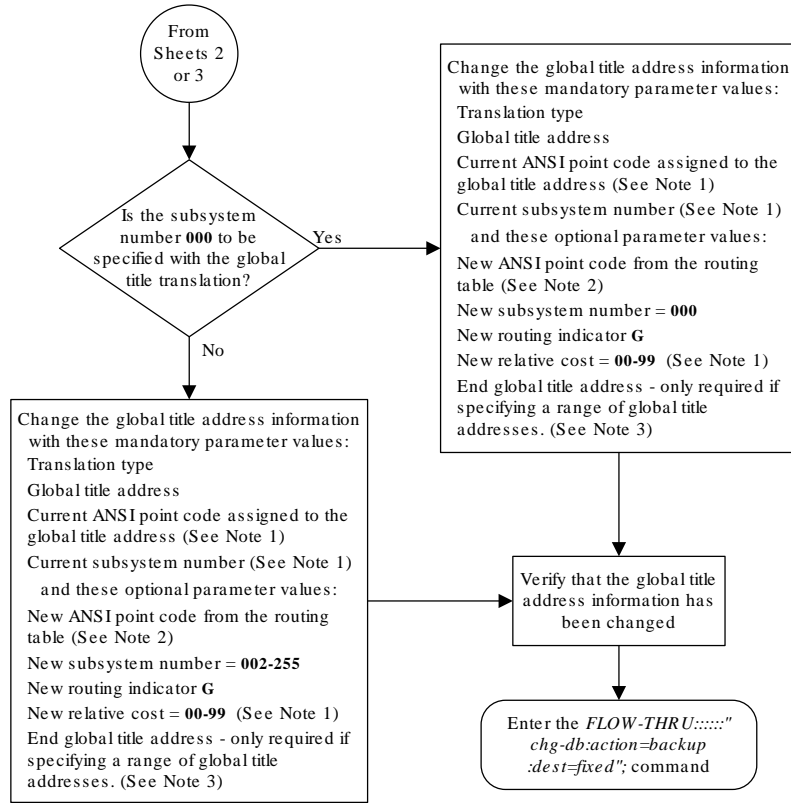
Figure 6-6 Changing Global Title Address Information







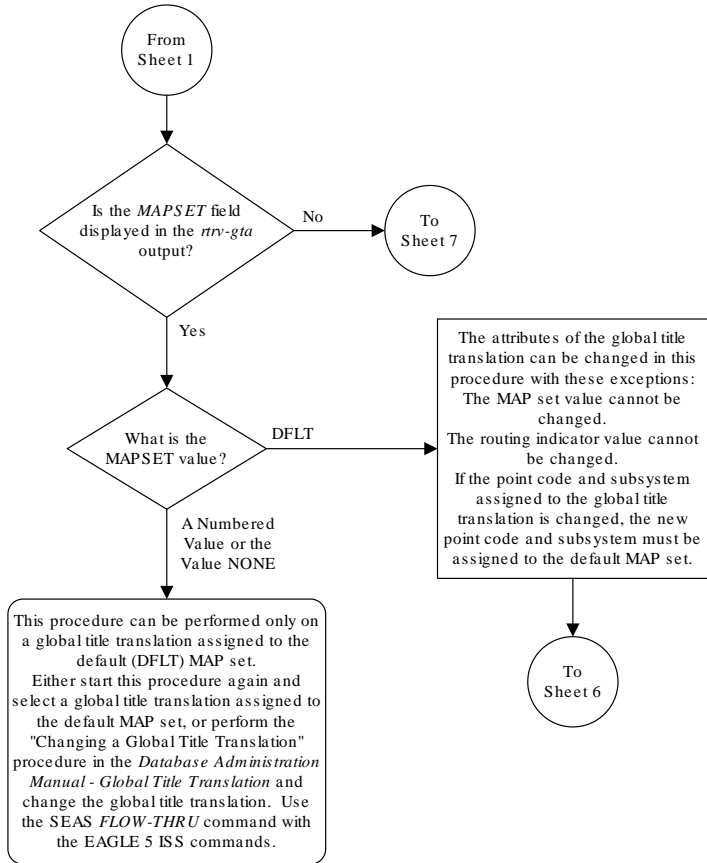
Sheet 3 of 10

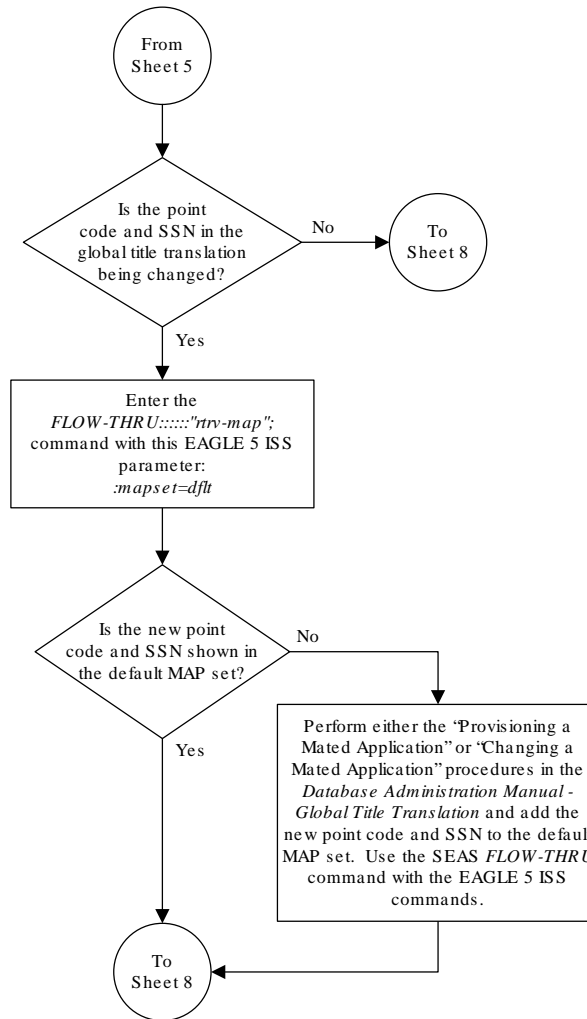


Notes:

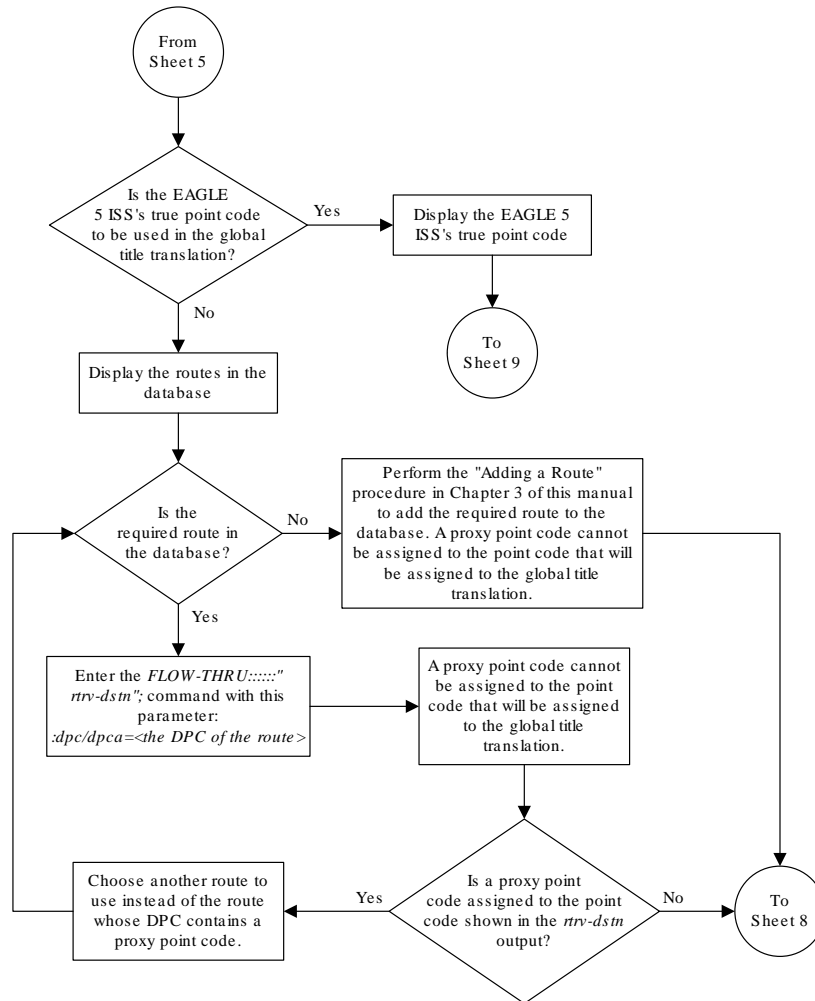
1. The new relative cost, current point code, and current subsystem values are not used in the EAGLE 5 ISS and are discarded when the EAGLE 5 ISS processes this command.
2. If the global title translation is assigned to the default MRN set (shown in the *trv-gtt* output on Sheet 1) the new point code must be assigned to the default MRN set (shown in the *trv-mm* output on Sheet 2). A proxy point code cannot be assigned to the new point code of the global title translation.
3. The range of global title addresses assigned to a global title translation can be extended or reduced to create a new range of global title addresses. The range can be extended so long as the new range of global title addresses does not overlap an existing range of global title addresses.

Changes to the range of global title addresses occur only if the both the global title address and end global title address parameters are specified and the values for either of these parameters, or both parameters are different from the original values in the global title translation. If the global title address and end global title address parameters are specified for the global title translation being changed, and you do not wish to change either of these values, make sure the original global title address and end global title address values are specified in the SEAS CHG-GTT command. The length of the end global title address must be the same as the length of the global title address.

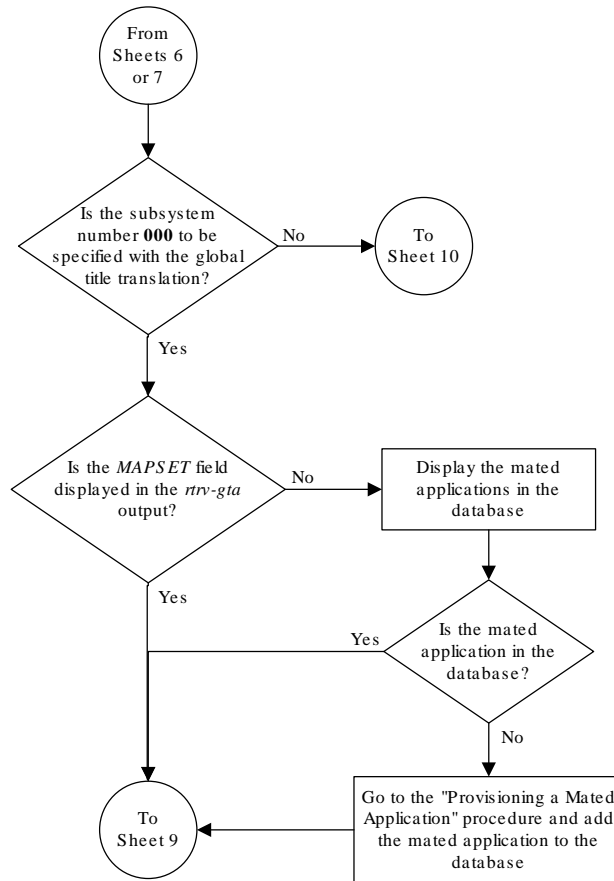




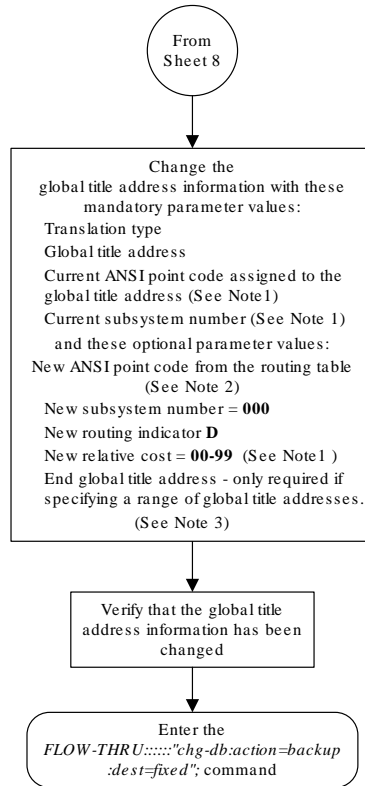
Sheet 6 of 10



Sheet 7 of 10



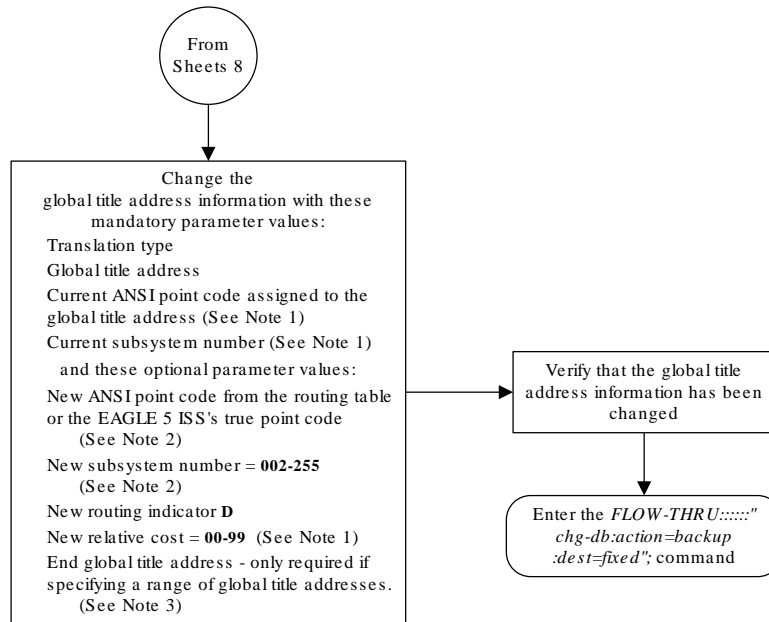
Sheet 8 of 10



Notes:

1. The new relative cost, current point code, and current subsystem values are not used in the EAGLE 5 ISS and are discarded when the EAGLE 5 ISS processes this command.
2. If the global title translation is assigned to the default MAP set (shown in the *rrv-gtt* output on Sheet 1) the new point code must be assigned to the default MAP set (shown in the *rrv-map* output on Sheet 6). A proxy point code cannot be assigned to the new point code of the global title translation.
3. The range of global title addresses assigned to a global title translation can be extended or reduced to create a new range of global title addresses. The range can be extended so long as the new range of global title addresses does not overlap an existing range of global title addresses.

Changes to the range of global title addresses occur only if the both the global title address and end global title address parameters are specified and the values for either of these parameters, or both parameters are different from the original values in the global title translation. If the global title address and end global title address parameters are specified for the global title translation being changed, and you do not wish to change either of these values, make sure the original global title address and end global title address values are specified in the SEAS CHG-GTT command. The length of the end global title address must be the same as the length of the global title address.



Notes:

1. The new relative cost, current point code, and current subsystem values are not used in the EAGLE 5 ISS and are discarded when the EAGLE 5 ISS processes this command.
2. If the global title translation is assigned to the default MAP set (shown in the *nrvt-gtt* output on Sheet 1) the new point code and SSN must be assigned to the default MAP set (shown in the *nrvt-map* output on Sheet 6). A proxy point code cannot be assigned to the new point code of the global title translation.
3. The range of global title addresses assigned to a global title translation can be extended or reduced to create a new range of global title addresses. The range can be extended so long as the new range of global title addresses does not overlap an existing range of global title addresses.

Changes to the range of global title addresses occur only if the both the global title address and end global title address parameters are specified and the values for either of these parameters, or both parameters are different from the original values in the global title translation. If the global title address and end global title address parameters are specified for the global title translation being changed, and you do not wish to change either of these values, make sure the original global title address and end global title address values are specified in the SEAS CHG-GTT command. The length of the end global title address must be the same as the length of the global title address.

A

EAGLE/SEAS Compliance Matrix

Appendix A, EAGLE/SEAS Compliance Matrix

A.1 Introduction

This appendix lists the **SEAS** requirements, conditional requirements, and objectives that the **EAGLE** complies with as defined in these Telcordia documents.

- **SEAS-STP** Interface Specification, **GR-310-CORE**, Issue 1, November 1994
- **SEAS-STP** Gateway Function Interface Specification, **GR-778-CORE**, Issue 1, November 1994

The compliance matrix is a table listing the requirement number, objective number, or conditional requirement number as defined in the Telcordia document, the **EAGLE**'s level of compliance with the requirement, objective, or conditional requirement, and any comments that may apply to these items.

A requirement is a feature or function of an **STP** that Telcordia has determined must be a part of the **STP** to function properly. A requirement is identified in this appendix with the letter R in parentheses, (R).

A conditional requirement is a feature or function of an **STP** that Telcordia has determined is necessary in certain applications, depending on how the **STP** is deployed. A conditional requirement may depend on other requirements, objectives, or conditional requirements. A conditional requirement is identified in this appendix with the letters **CR** in parentheses, (**CR**).

An objective is a feature or function of an **STP** that Telcordia has determined is a desirable feature or function for the **STP** to have, but not required to have. An objective is identified in this appendix with the letter O in parentheses, (O).

There are four levels of compliance used in this compliance matrix.

- Fully compliant
- Partially compliant
- Not compliant
- Not applicable

The table caption for each table refers to the section of the Telcordia document where the item can be found. The table of contents entries for this appendix are based on the table captions.

A.2 SEAS-STP Interface Specification, GR-310-CORE, Issue 1, November 1994

Table A-1 Section 4. Message Headers and UPL/Lower-Layer Interactions

Telcordia Requirement	Level of Compliance	Comments/Exceptions
(R) 4-1	Fully Compliant	
(R) 4-2	Fully Compliant	
(R) 4-3	Fully Compliant	
(O) 4-4	Not Applicable	This objective does not apply to the EAGLE because confirmation options "2" and "3" are not supported by the current UAL implementations.
(R) 4-5	Fully Compliant	
(R) 4-6	Fully Compliant	
(R) 4-7	Fully Compliant	
(O) 4-8	Not Applicable	This objective does not apply to the EAGLE because confirmation options "2" and "3" are not supported by the current UAL implementations.
(O) 4-9	Not Applicable	This objective does not apply to the EAGLE because confirmation options "2" and "3" are not supported by the current UAL implementations.
(R) 4-10	Fully Compliant	
(R) 4-11	Fully Compliant	
(R) 4-12	Fully Compliant	
(R) 4-13	Fully Compliant	
(R) 4-14	Fully Compliant	
(R) 4-15	Fully Compliant	
(R) 4-16	Fully Compliant	
(R) 4-17	Fully Compliant	

Table A-2 Section 5. UPL Interactions and Message Syntax Requirements

Telcordia Requirement	Level of Compliance	Comments/Exceptions
(R) 5-1	Fully Compliant	
(O) 5-2	Not Compliant	This function is not currently implemented in the EAGLE .
(CR) 5-3	Not Applicable	This does not apply to the EAGLE because the EAGLE does not comply with objective 5-2.
(CR) 5-4	Fully Compliant	The EAGLE is able to handle the burden of duplicate commands.

Table A-2 (Cont.) Section 5. UPL Interactions and Message Syntax Requirements

Telcordia Requirement	Level of Compliance	Comments/Exceptions
(R) 5-5	Not Applicable	This requirement does not apply to the EAGLE because the version management mechanism is a SEAS post-7.0 feature.
(R) 5-6	Not Applicable	This requirement does not apply to the EAGLE because the version management mechanism is a SEAS post-7.0 feature.
(R) 5-7	Fully Compliant	
(R) 5-8	Fully Compliant	
(R) 5-9	Fully Compliant	
(R) 5-10	Partially Compliant	The EAGLE only reports the first error on input detected.
(R) 5-11	Partially Compliant	The EAGLE only reports the first error on execution detected.
(R) 5-12	Fully Compliant	
(R) 5-13	Fully Compliant	
(R) 5-14	Fully Compliant	
(R) 5-15	Fully Compliant	

Table A-3 Section 6. Data Collection Messages

Telcordia Requirement	Level of Compliance	Comments/Exceptions
(R) 6-1	Partially Compliant	<p>The EAGLE does not currently support the service measurement (P_SERV), network management on-demand measurement (D_NM), hourly maintenance (on-demand) measurement (D_MTCH), and maintenance status indicator (on demand) (D_MTCS) schedules. Also, the EAGLE does not support MTP special study data collection, which is a SEAS deferred feature.</p> <p>Also, the EAGLE does not currently support ranges for, or any other compound form of, the period parameter.</p>
(R) 6-2	Partially Compliant	<p>The EAGLE does not currently support the service measurement (P_SERV), network management on-demand measurement (D_NM), hourly maintenance (on-demand) measurement (D_MTCH), maintenance status indicator (on-demand) (D_MTCS) schedules, the per translation type (TT), the per buffer group (BFRGRP), the per buffer (BUFFR), the per processor group (PROCGRP), the per processor (PROC), and the per bus (BUS) measured entity types. Also, the EAGLE does not support MTP special study data collection and translation type mapping, which are SEAS deferred features.</p>
(R) 6-3	Fully Compliant	

Table A-3 (Cont.) Section 6. Data Collection Messages

Telcordia Requirement	Level of Compliance	Comments/Exceptions
(R) 6-4	Partially Compliant	The EAGLE cannot guarantee that the report will be transmitted no later than 15 seconds after the end of each five-minute interval. The EAGLE does not currently support the per link (LINK) exception data and the per processor (PROC) exception data measured entity types.
(R) 6-5	Partially Compliant	The EAGLE does not currently support the service measurement (P_SERV), network management on-demand measurement (D_NM), hourly maintenance (on-demand) measurement (D_MTCH), and maintenance status indicator (on-demand) (D_MTCS) schedules. Also, the EAGLE does not support MTP special study data collection, which is a SEAS deferred feature.
(R) 6-6	Partially Compliant	The EAGLE 5 ISS does not support all of the required measurement schedules, entity types, and registers (see Table A-11 and Table A-12).

Table A-4 Section 7. Recent Change and Verify (RC&V) Messages

Telcordia Requirement	Level of Compliance	Comments/Exceptions
(R) 7-1	Partially Compliant	The EAGLE does not currently support entity sets L and M. Entity set J is supported only by using the Flow-Through interface. Entity sets H, N, O, P, Q, R, and S are SEAS post-7.0 entity sets.
(CR) 7-2	Partially Compliant	The EAGLE does not currently support functions 1 through 3. It does support functions 24 through 26, but only by using the Flow-Through interface. Functions 15 through 17 and 30 through 46 are SEAS post-7.0 functions.
(R) 7-3	Partially Compliant	The EAGLE does not currently support function 1. It does support function 10, but only by using the Flow-Through interface. Functions 7 and 13 through 18 are SEAS post-7.0 functions.
(R) 7-4	Fully Compliant	
(R) 7-5	Partially Compliant	The EAGLE supports only immediate activation.
(R) 7-6	Fully Compliant	
(R) 7-7	Fully Compliant	
(R) 7-8	Fully Compliant	
(R) 7-9	Fully Compliant	
(O) 7-10	Fully Compliant	
(R) 7-11	Not Compliant	The EAGLE does expect all destination identifiers to be unique.
(R) 7-12	Fully Compliant	
(R) 7-13	Fully Compliant	

Table A-4 (Cont.) Section 7. Recent Change and Verify (RC&V) Messages

Telcordia Requirement	Level of Compliance	Comments/Exceptions
(R) 7-14	Fully Compliant	The EAGLE already supports the destination entity set, therefore no upgrade is necessary.
(R) 7-15	Fully Compliant	The EAGLE already supports the destination entity set, therefore no upgrade is necessary.
(R) 7-16	Fully Compliant	The EAGLE already supports the destination entity set, therefore no upgrade is necessary.
(R) 7-17	Fully Compliant	
(R) 7-18	Fully Compliant	
(R) 7-19	Fully Compliant	
(R) 7-20	Fully Compliant	
(R) 7-21	Fully Compliant	
(O) 7-22	Not Applicable	The EAGLE does not support supplier-specific parameters for these entities with the standard SEAS interface. The EAGLE 's supplier-specific parameters can be modified by using the SEAS Flow-Through interface.
(CR) 7-23	Not Applicable	The EAGLE does not support supplier-specific parameters with the standard SEAS interface.
(R) 7-24	Fully Compliant	
(O) 7-25	Not Applicable	The EAGLE does not support supplier-specific parameters for these entities with the standard SEAS interface. The EAGLE 's supplier-specific parameters can be modified by using the SEAS Flow-Through interface.
(CR) 7-26	Not Applicable	The EAGLE does not support supplier-specific parameters with the standard SEAS interface.
(CR) 7-27	Not Applicable	The EAGLE does not support supplier-specific parameters with the standard SEAS interface.
(R) 7-28	Fully Compliant	All supplier-specific parameter strings for both input and output are null.
(R) 7-29	Not Applicable	This requirement does not apply to the EAGLE because the TFA/TCA broadcast minimum link quantity attribute for linksets is a SEAS post-7.0 feature.
(R) 7-30	Not Applicable	This requirement does not apply to the EAGLE 5 ISS because this is a SEAS post-7.0 enhancement.
(R) 7-31	Not Applicable	This requirement does not apply to the EAGLE 5 ISS because this is a SEAS post-7.0 enhancement.
(R) 7-32	Not Applicable	This requirement does not apply to the EAGLE 5 ISS because this is a SEAS post-7.0 enhancement.
(R) 7-33	Not Applicable	This requirement does not apply to the EAGLE 5 ISS because this is a SEAS post-7.0 enhancement.
(R) 7-34	Fully Compliant	

Table A-4 (Cont.) Section 7. Recent Change and Verify (RC&V) Messages

Telcordia Requirement	Level of Compliance	Comments/Exceptions
(R) 7-35	Not Applicable	This requirement does not apply to the EAGLE 5 ISS because the SCCP application entity set is a SEAS post-7.0 feature.
(R) 7-36	Not Applicable	This requirement does not apply to the EAGLE 5 ISS because the multi-step GTT process is a SEAS post-7.0 feature.
(R) 7-37	Not Applicable	This requirement does not apply to the EAGLE 5 ISS because the STP Options entity set a SEAS post-7.0 feature.
(R) 7-38	Not Applicable	This requirement does not apply to the EAGLE 5 ISS because vacant global title addresses is a SEAS post-7.0 feature.
(CR) 7-39	Not Compliant	The EAGLE 5 ISS does not support storage consolidation for entries of an entity set with like attributes.
(CR) 7-40	Not Compliant	The EAGLE 5 ISS does not support storage consolidation for entries of an entity set with like attributes.
(CR) 7-41	Not Compliant	The EAGLE 5 ISS does not support storage consolidation for entries of an entity set with like attributes.
(CR) 7-42	Partially Compliant	The EAGLE 5 ISS does not support the functions for delayed activation.
(CR) 7-43	Not Compliant	The EAGLE 5 ISS does not support the ACTV-OR command.
(CR) 7-44	Not Compliant	The EAGLE 5 ISS does not support the DLT-OR command.
(CR) 7-45	Not Compliant	The EAGLE 5 ISS does not support the CANC-ORACTV command.
(CR) 7-46	Partially Compliant	The EAGLE 5 ISS does not support the parameters for delayed activation.
(CR) 7-47	Partially Compliant	The EAGLE 5 ISS does not support the parameters for delayed activation.
(CR) 7-48	Partially Compliant	The EAGLE 5 ISS does not support the parameters for delayed activation.
(CR) 7-49	Partially Compliant	The EAGLE 5 ISS does not support the parameters for delayed activation. Also, the EAGLE 5 ISS does not support all wildcarding as specified.
(CR) 7-50	Partially Compliant	The EAGLE 5 ISS does not support the parameters for delayed activation. Also, the EAGLE 5 ISS cannot change the value of the destination point code attribute with this command.
(CR) 7-51	Partially Compliant	The EAGLE 5 ISS does not support the parameters for delayed activation. Also, the EAGLE 5 ISS does not support needed linkset recent change and verify enhancements, because it is a SEAS post-7.0 feature.

Table A-4 (Cont.) Section 7. Recent Change and Verify (RC&V) Messages

Telcordia Requirement	Level of Compliance	Comments/Exceptions
(CR) 7-52	Partially Compliant	The EAGLE 5 ISS does not support the parameters for delayed activation.
(CR) 7-53	Partially Compliant	The EAGLE 5 ISS does not support the changing of the new far-end CLLI parameter unless the new far-end point code parameter is being changed as well. In this case the new far-end CLLI must match the destination identifier of the linkset's new far-end point code. The EAGLE 5 ISS does not support the parameters for delayed activation. Also, the EAGLE 5 ISS does not support needed linkset recent change and verify enhancements, because this is a SEAS post-7.0 feature.
(CR) 7-54	Partially Compliant	The EAGLE 5 ISS does not support the parameters for delayed activation. Also, the EAGLE 5 ISS does not support 1.5 Mbps link speed, because this is a SEAS post-7.0 feature.
(CR) 7-55	Partially Compliant	The EAGLE 5 ISS does not support the parameters for delayed activation.
(CR) 7-56	Partially Compliant	The EAGLE 5 ISS does not support the parameters for delayed activation. The EAGLE 5 ISS only supports the new link service state parameter. Also, the EAGLE 5 ISS does not support 1.5 Mbps link speed, because this is a SEAS post-7.0 feature.
(CR) 7-57	Partially Compliant	The EAGLE 5 ISS does not support the parameters for delayed activation. The EAGLE 5 ISS does not support the relative cost parameter, although because the RC parameter is required, the EAGLE 5 ISS accepts the parameter. Also, the EAGLE 5 ISS does not support residual modifications to support SS7 cluster routing and management, and vacant global title addresses, because these are SEAS post-7.0 features.
(CR) 7-58	Partially Compliant	The EAGLE 5 ISS does not support the parameters for delayed activation. EAGLE 5 ISS does not support the destination point code and subsystem number parameters, although because they are required, it accepts the parameters. Also, the EAGLE 5 ISS does not support vacant global title addresses, because this is SEAS post-7.0 feature.
(CR) 7-59	Partially Compliant	The EAGLE 5 ISS does not support the parameters for delayed activation, nor does the EAGLE 5 ISS support the new relative cost new destination point code, and new subsystem number parameters. Also, the EAGLE 5 ISS does not support residual modifications to support SS7 cluster routing and management, and vacant global title addresses, because these are SEAS post-7.0 features.

Table A-4 (Cont.) Section 7. Recent Change and Verify (RC&V) Messages

Telcordia Requirement	Level of Compliance	Comments/Exceptions
(CR) 7-60	Partially Compliant	The EAGLE 5 ISS does not support the parameters for delayed activation. Also, the EAGLE 5 ISS does not support residual modifications to support SS7 cluster routing and management, because this is a SEAS post-7.0 feature.
(CR) 7-61	Partially Compliant	The EAGLE 5 ISS does not support the parameters for delayed activation.
(CR) 7-62	Partially Compliant	The EAGLE 5 ISS does not support the parameters for delayed activation. Also, the EAGLE 5 ISS does not support residual modifications to support SS7 cluster routing and management, because this is a SEAS post-7.0 feature.
(CR) 7-63	Partially Compliant	The EAGLE 5 ISS does not support the ASGN-SPCSP command. The EAGLE 5 ISS supports only the shared concerned signaling point lists for its subsystem prohibited concerned signaling points entity set. However, this feature is a SEAS post-7.0 feature, therefore the EAGLE 5 ISS cannot support this command until this feature is implemented in SEAS . The Flow-Through commands can still be used to manipulate this entity set.
(CR) 7-64	Not Compliant	The EAGLE 5 ISS does not support the DLT-SPCSP command. The EAGLE 5 ISS supports only shared concerned signaling point lists for its subsystem prohibited concerned signaling points entity set. However, this feature is a SEAS post-7.0 feature, therefore the EAGLE 5 ISS cannot support this command until this feature is implemented in SEAS . The Flow-Through commands can still be used to manipulate this entity set.
(CR) 7-65	Not Compliant	The EAGLE 5 ISS does not support the CHG-SPCSP command.
(CR) 7-66	Partially Compliant	The EAGLE 5 ISS does not support the parameters for delayed activation. Also, the EAGLE 5 ISS does not support MTP circular route (loop) detection, because this is a SEAS post-7.0 feature.
(CR) 7-67	Partially Compliant	The EAGLE 5 ISS does not support the parameters for delayed activation.
(CR) 7-68	Partially Compliant	The EAGLE 5 ISS does not support the parameters for delayed activation. Also, the EAGLE 5 ISS does not support MTP circular route (loop) detection, because this is a SEAS post-7.0 feature.
(CR) 7-69	Not Applicable	This conditional requirement does not apply to the EAGLE 5 ISS because MTP circular route (loop) detection is a SEAS post-7.0 feature.
(CR) 7-70	Not Applicable	This conditional requirement does not apply to the EAGLE 5 ISS because recent change and verify support for SCCP application data is a SEAS post-7.0 feature.

Table A-4 (Cont.) Section 7. Recent Change and Verify (RC&V) Messages

Telcordia Requirement	Level of Compliance	Comments/Exceptions
(CR) 7-71	Not Applicable	This conditional requirement does not apply to the EAGLE 5 ISS because recent change and verify support for SCCP application data is a SEAS post-7.0 feature.
(CR) 7-72	Not Applicable	This conditional requirement does not apply to the EAGLE 5 ISS because recent change and verify support for SCCP application data is a SEAS post-7.0 feature.
(CR) 7-73	Not Applicable	This conditional requirement does not apply to the EAGLE 5 ISS because recent change and verify for the STP OPTIONS entity set is a SEAS post-7.0 feature.
(CR) 7-74	Not Applicable	This conditional requirement does not apply to the EAGLE 5 ISS because multi-step global title translation (GTT) is a SEAS post-7.0 feature.
(CR) 7-75	Not Applicable	This conditional requirement does not apply to the EAGLE 5 ISS because multi-step global title translation (GTT) is a SEAS post-7.0 feature.
(CR) 7-76	Not Applicable	This conditional requirement does not apply to the EAGLE 5 ISS because multi-step global title translation (GTT) is a SEAS post-7.0 feature.
(CR) 7-77	Not Applicable	This conditional requirement does not apply to the EAGLE 5 ISS because multi-step global title translation (GTT) is a SEAS post-7.0 feature.
(CR) 7-78	Not Applicable	This conditional requirement does not apply to the EAGLE 5 ISS because multi-step global title translation (GTT) is a SEAS post-7.0 feature.
(CR) 7-79	Not Applicable	This conditional requirement does not apply to the EAGLE 5 ISS because multi-step global title translation (GTT) is a SEAS post-7.0 feature.
(CR) 7-80	Not Applicable	This conditional requirement does not apply to the EAGLE 5 ISS because multi-step global title translation (GTT) is a SEAS post-7.0 feature.
(CR) 7-81	Not Applicable	This conditional requirement does not apply to the EAGLE 5 ISS because multi-step global title translation (GTT) is a SEAS post-7.0 feature.
(CR) 7-82	Not Applicable	This conditional requirement does not apply to the EAGLE 5 ISS because multi-step global title translation (GTT) is a SEAS post-7.0 feature.
(CR) 7-83	Not Applicable	This conditional requirement does not apply to the EAGLE 5 ISS because recent change and verify for SCCP ISNI message routing is a SEAS post-7.0 feature.
(CR) 7-84	Not Applicable	This conditional requirement does not apply to the EAGLE 5 ISS because recent change and verify for SCCP ISNI message routing is a SEAS post-7.0 feature.

Table A-4 (Cont.) Section 7. Recent Change and Verify (RC&V) Messages

Telcordia Requirement	Level of Compliance	Comments/Exceptions
(CR) 7-85	Not Applicable	This conditional requirement does not apply to the EAGLE 5 ISS because recent change and verify for SCCP ISNI message routing is a SEAS post-7.0 feature.
(CR) 7-86	Not Applicable	This conditional requirement does not apply to the EAGLE 5 ISS because recent change and verify for SCCP ISNI message routing is a SEAS post-7.0 feature.
(CR) 7-87	Not Applicable	This conditional requirement does not apply to the EAGLE 5 ISS because recent change and verify for SCCP ISNI message routing is a SEAS post-7.0 feature.
(CR) 7-88	Not Applicable	This conditional requirement does not apply to the EAGLE 5 ISS because recent change and verify for SCCP ISNI message routing is a SEAS post-7.0 feature.
(R) 7-89	Not Compliant	The EAGLE 5 ISS does not support the ACTV-OR command.
(R) 7-90	Not Compliant	The EAGLE 5 ISS does not support the ACTV-OR command.
(R) 7-91	Not Compliant	The EAGLE 5 ISS does not support the DLT-OR command.
(R) 7-92	Not Compliant	The EAGLE 5 ISS does not support the CANC-ORACTV command.
(R) 7-93	Fully Compliant	
(R) 7-94	Fully Compliant	
(R) 7-95	Fully Compliant	
(R) 7-96	Fully Compliant	
(CR) 7-97	Fully Compliant	
(CR) 7-98	Not Applicable	This conditional requirement does not apply to the EAGLE 5 ISS because the EAGLE 5 ISS supports the changing of the CLLI and DPC values using the ASGN-SID command.
(R) 7-99	Fully Compliant	
(R) 7-100	Fully Compliant	
(R) 7-101	Fully Compliant	
(R) 7-102	Not Compliant	The EAGLE 5 ISS does not support supplier-specific parameters.
(R) 7-103	Fully Compliant	
(R) 7-104	Fully Compliant	The EAGLE 5 ISS does not support multi-step global title translation (GTT) nor recent change and verify for SCCP ISNI message routing, because they are SEAS post-7.0 features.
(R) 7-105	Fully Compliant	

Table A-4 (Cont.) Section 7. Recent Change and Verify (RC&V) Messages

Telcordia Requirement	Level of Compliance	Comments/Exceptions
(R) 7-106	Fully Compliant	
(R) 7-107	Partially Compliant	The EAGLE 5 ISS enforces rule a, e, and g, but not rules b, c, d, and f because those parameters are not supported by the EAGLE 5 ISS 's <code>chg-rte</code> command. Also, the EAGLE 5 ISS does not support multi-step global title translation (GTT) nor recent change and verify for SCCP ISNI message routing, because they are SEAS post-7.0 features.
(R) 7-108	Fully Compliant	
(R) 7-109	Not Compliant	The EAGLE 5 ISS does not support supplier-specific parameters.
(R) 7-110	Fully Compliant	
(R) 7-111	Fully Compliant	
(R) 7-112	Fully Compliant	
(R) 7-113	Not Applicable	This requirement does not apply to the EAGLE 5 ISS because the EAGLE 5 ISS does not support parameters for the needed linkset recent change and verify enhancements. This is a SEAS post-7.0 feature.
(R) 7-114	Not Compliant	The EAGLE 5 ISS does not support supplier-specific parameters.
(R) 7-115	Fully Compliant	
(R) 7-116	Partially Compliant	The EAGLE 5 ISS does not support the changing of the new far-end CLLI parameter unless the new far-end point code parameter is being changed as well. In this case the new far-end CLLI must match the destination identifier of the linkset's new far-end point code.
(R) 7-117	Partially Compliant	The EAGLE 5 ISS enforces rules a and b. The EAGLE 5 ISS enforces only part of rule c because the EAGLE 5 ISS does not require links in a linkset to be disabled in order to change the linkset type attribute. The EAGLE 5 ISS does not enforce rule d because the EAGLE 5 ISS does not support supplier-specific parameters. The EAGLE 5 ISS does not enforce rules e and f because the EAGLE 5 ISS does not support needed linkset recent change and verify enhancements, because this is a SEAS post-7.0 feature.
(CR) 7-118	Fully Compliant	The EAGLE 5 ISS does not support needed linkset recent change and verify enhancements, because this is a SEAS post-7.0 feature. The EAGLE 5 ISS does permit changes to all supported parameters while the linkset's signaling links are active, but only the far-end CLLI is supported for this conditional requirement.

Table A-4 (Cont.) Section 7. Recent Change and Verify (RC&V) Messages

Telcordia Requirement	Level of Compliance	Comments/Exceptions
(R) 7-119	Not Compliant	The EAGLE 5 ISS does not list the signaling links in the linkset that are enabled when the CHG-LS command is rejected, or when attempting to change the point code of the linkset because the EAGLE 5 ISS does not require the signaling links in the linkset to be disabled to make these changes.
(R) 7-120	Not Compliant	The EAGLE 5 ISS does not support supplier-specific parameters.
(R) 7-121	Fully Compliant	
(R) 7-122	Fully Compliant	
(R) 7-123	Fully Compliant	
(R) 7-124	Fully Compliant	
(R) 7-125	Fully Compliant	
(R) 7-126	Fully Compliant	
(R) 7-127	Not Compliant	The EAGLE 5 ISS does not support supplier-specific parameters.
(R) 7-128	Fully Compliant	
(R) 7-129	Fully Compliant	
(R) 7-130	Fully Compliant	
(R) 7-131	Fully Compliant	
(R) 7-132	Fully Compliant	
(R) 7-133	Fully Compliant	Rule c is does not apply to the EAGLE 5 ISS because the EAGLE 5 ISS does not support the SCCP application entity set, because this is a SEAS post-7.0 feature.
(R) 7-134	Partially Compliant	The EAGLE 5 ISS does not support the destination point code and subsystem number parameters, but because these parameters are required by SEAS , the EAGLE 5 ISS accepts the parameters.
(R) 7-135	Partially Compliant	The EAGLE 5 ISS does not enforce rule 1 because the EAGLE 5 ISS does not support the destination point code and subsystem number parameters, but because these parameters are required by SEAS , the EAGLE 5 ISS accepts these parameters. The EAGLE 5 ISS enforces rules 2, 3, and 4. Rule 5 does not apply to the EAGLE 5 ISS because the EAGLE 5 ISS does not support the SCCP application entity set. This is a SEAS post-7.0 feature.
(R) 7-136	Fully Compliant	Rule 2 does not apply to the EAGLE 5 ISS because the EAGLE 5 ISS does not support the SCCP application entity set. This is a SEAS post-7.0 feature.
(R) 7-137	Fully Compliant	
(R) 7-138	Fully Compliant	Rule 2 does not apply to the EAGLE 5 ISS because the EAGLE 5 ISS does not support the SCCP application entity set. This is a SEAS post-7.0 feature.

Table A-4 (Cont.) Section 7. Recent Change and Verify (RC&V) Messages

Telcordia Requirement	Level of Compliance	Comments/Exceptions
(CR) 7-139	Not Compliant	The EAGLE 5 ISS does not support the <code>ASGN-SPCSP</code> command.
(R) 7-140	Not Compliant	The EAGLE 5 ISS does not support the <code>ASGN-SPCSP</code> command.
(CR) 7-141	Not Compliant	The EAGLE 5 ISS does not support the <code>DLT-SPCSP</code> command.
(R) 7-142	Not Compliant	The EAGLE 5 ISS does not support the <code>DLT-SPCSP</code> command.
(R) 7-143	Not Compliant	The EAGLE 5 ISS does not support the <code>DLT-SPCSP</code> command.
(CR) 7-144	Not Compliant	The EAGLE 5 ISS does not support the <code>CHG-SPCSP</code> command.
(R) 7-145	Not Compliant	The EAGLE 5 ISS does not support the <code>CHG-SPCSP</code> command.
(R) 7-146	Not Compliant	The EAGLE 5 ISS does not support the <code>CHG-SPCSP</code> command.
(R) 7-147	Partially Compliant	The EAGLE 5 ISS does not verify this rule for the <code>bei</code> parameter.
(R) 7-148	Fully Compliant	
(R) 7-149	Partially Compliant	The EAGLE 5 ISS does not support the far-end CLLI attribute for its linkset entities.
(R) 7-150	Not Compliant	The EAGLE 5 ISS does not support supplier-specific parameters.
(R) 7-151	Fully Compliant	
(R) 7-152	Fully Compliant	
(R) 7-153	Partially Compliant	The EAGLE 5 ISS does not verify this rule for the <code>nbei</code> parameter.
(R) 7-154	Fully Compliant	
(R) 7-155	Partially Compliant	The EAGLE 5 ISS does not support the far-end CLLI attribute for its linkset entities.
(R) 7-156	Not Compliant	The EAGLE 5 ISS does not support supplier-specific parameters.
(R) 7-157	Not Applicable	This requirement does not apply to the EAGLE 5 ISS because the <code>RST-DSTN</code> command is a SEAS post-7.0 feature.
(R) 7-158	Not Applicable	This requirement does not apply to the EAGLE 5 ISS because the <code>RST-DSTN</code> command is a SEAS post-7.0 feature.
(R) 7-159	Not Applicable	This requirement does not apply to the EAGLE 5 ISS because the <code>RST-DSTN</code> command is a SEAS post-7.0 feature.

Table A-4 (Cont.) Section 7. Recent Change and Verify (RC&V) Messages

Telcordia Requirement	Level of Compliance	Comments/Exceptions
(R) 7-160	Not Applicable	This requirement does not apply to the EAGLE 5 ISS because the RST-DSTN command is a SEAS post-7.0 feature.
(R) 7-161	Not Applicable	This requirement does not apply to the EAGLE 5 ISS because the ADD-SCCPAPL command is a SEAS post-7.0 feature.
(R) 7-162	Not Applicable	This requirement does not apply to the EAGLE 5 ISS because the ADD-SCCPAPL command is a SEAS post-7.0 feature.
(R) 7-163	Not Applicable	This requirement does not apply to the EAGLE 5 ISS because the DLT-SCCPAPL command is a SEAS post-7.0 feature.
(R) 7-164	Not Applicable	This requirement does not apply to the EAGLE 5 ISS because the DLT-SCCPAPL command is a SEAS post-7.0 feature.
(R) 7-165	Not Applicable	This requirement does not apply to the EAGLE 5 ISS because the DLT-SCCPAPL command is a SEAS post-7.0 feature.
(R) 7-166	Not Applicable	This requirement does not apply to the EAGLE 5 ISS because the CHG-SCCPAPL command is a SEAS post-7.0 feature.
(R) 7-167	Not Applicable	This requirement does not apply to the EAGLE 5 ISS because the CHG-SCCPAPL command is a SEAS post-7.0 feature.
(R) 7-168	Not Applicable	This requirement does not apply to the EAGLE 5 ISS because the CHG-SCCPAPL command is a SEAS post-7.0 feature.
(R) 7-169	Not Applicable	This requirement does not apply to the EAGLE 5 ISS because the UPD-STPOPTS command is a SEAS post-7.0 feature.
(R) 7-170	Not Applicable	This requirement does not apply to the EAGLE 5 ISS because the ADD-MGTT-TTSSN command is a SEAS post-7.0 feature.
(R) 7-171	Not Applicable	This requirement does not apply to the EAGLE 5 ISS because the ADD-MGTT-TTSSN command is a SEAS post-7.0 feature.
(R) 7-172	Not Applicable	This requirement does not apply to the EAGLE 5 ISS because the DLT-MGTT-TTSSN command is a SEAS post-7.0 feature.
(R) 7-173	Not Applicable	This requirement does not apply to the EAGLE 5 ISS because the CHG-MGTT-TTSSN command is a SEAS post-7.0 feature.
(R) 7-174	Not Applicable	This requirement does not apply to the EAGLE 5 ISS because the ADD-MGTT-GTADPC command is a SEAS post-7.0 feature.

Table A-4 (Cont.) Section 7. Recent Change and Verify (RC&V) Messages

Telcordia Requirement	Level of Compliance	Comments/Exceptions
(R) 7-175	Not Applicable	This requirement does not apply to the EAGLE 5 ISS because the ADD-MGTT-GTADPC command is a SEAS post-7.0 feature.
(R) 7-176	Not Applicable	This requirement does not apply to the EAGLE 5 ISS because the ADD-MGTT-GTADPC command is a SEAS post-7.0 feature.
(R) 7-177	Not Applicable	This requirement does not apply to the EAGLE 5 ISS because the ADD-MGTT-GTADPC command is a SEAS post-7.0 feature.
(R) 7-178	Not Applicable	This requirement does not apply to the EAGLE 5 ISS because the DLT-MGTT-GTADPC command is a SEAS post-7.0 feature.
(R) 7-179	Not Applicable	This requirement does not apply to the EAGLE 5 ISS because the DLT-MGTT-GTADPC command is a SEAS post-7.0 feature.
(R) 7-180	Not Applicable	This requirement does not apply to the EAGLE 5 ISS because the DLT-MGTT-GTADPC command is a SEAS post-7.0 feature.
(R) 7-181	Not Applicable	This requirement does not apply to the EAGLE 5 ISS because the DLT-MGTT-GTADPC command is a SEAS post-7.0 feature.
(R) 7-182	Not Applicable	This requirement does not apply to the EAGLE 5 ISS because the CHG-MGTT-GTADPC command is a SEAS post-7.0 feature.
(R) 7-183	Not Applicable	This requirement does not apply to the EAGLE 5 ISS because the CHG-MGTT-GTADPC command is a SEAS post-7.0 feature.
(R) 7-184	Not Applicable	This requirement does not apply to the EAGLE 5 ISS because the CHG-MGTT-GTADPC command is a SEAS post-7.0 feature.
(R) 7-185	Not Applicable	This requirement does not apply to the EAGLE 5 ISS because the CHG-MGTT-GTADPC command is a SEAS post-7.0 feature.
(R) 7-186	Not Applicable	This requirement does not apply to the EAGLE 5 ISS because the ADD-MGTT-ORDPC command is a SEAS post-7.0 feature.
(R) 7-187	Not Applicable	This requirement does not apply to the EAGLE 5 ISS because the ADD-MGTT-ORDPC command is a SEAS post-7.0 feature.
(R) 7-188	Not Applicable	This requirement does not apply to the EAGLE 5 ISS because the DLT-MGTT-ORDPC command is a SEAS post-7.0 feature.
(R) 7-189	Not Applicable	This requirement does not apply to the EAGLE 5 ISS because the CHG-MGTT-ORDPC command is a SEAS post-7.0 feature.

Table A-4 (Cont.) Section 7. Recent Change and Verify (RC&V) Messages

Telcordia Requirement	Level of Compliance	Comments/Exceptions
(R) 7-190	Not Applicable	This requirement does not apply to the EAGLE 5 ISS because the CHG-MGTT-ORDPC command is a SEAS post-7.0 feature.
(R) 7-191	Not Applicable	This requirement does not apply to the EAGLE 5 ISS because the ADD-ISNI-CICICN command is a SEAS post-7.0 feature.
(R) 7-192	Not Applicable	This requirement does not apply to the EAGLE 5 ISS because the ADD-ISNI-CICICN command is a SEAS post-7.0 feature.
(R) 7-193	Not Applicable	This requirement does not apply to the EAGLE 5 ISS because the DLT-ISNI-CICICN command is a SEAS post-7.0 feature.
(R) 7-194	Not Applicable	This requirement does not apply to the EAGLE 5 ISS because the DLT-ISNI-CICICN command is a SEAS post-7.0 feature.
(R) 7-195	Not Applicable	This requirement does not apply to the EAGLE 5 ISS because the CHG-ISNI-CICICN command is a SEAS post-7.0 feature.
(R) 7-196	Not Applicable	This requirement does not apply to the EAGLE 5 ISS because the CHG-ISNI-CICICN command is a SEAS post-7.0 feature.
(R) 7-197	Not Applicable	This requirement does not apply to the EAGLE 5 ISS because the ADD-ISNI-ICNDPC command is a SEAS post-7.0 feature.
(R) 7-198	Not Applicable	This requirement does not apply to the EAGLE 5 ISS because the DLT-ISNI-ICNDPC command is a SEAS post-7.0 feature.
(R) 7-199	Not Applicable	This requirement does not apply to the EAGLE 5 ISS because the CHG-ISNI-ICNDPC command is a SEAS post-7.0 feature.
(CR) 7-200	Fully Compliant	
(CR) 7-201	Not Compliant	This conditional requirement does not apply to the EAGLE 5 ISS because the EAGLE 5 ISS does not support the VFY-OR command.
(CR) 7-202	Fully Compliant	

Table A-4 (Cont.) Section 7. Recent Change and Verify (RC&V) Messages

Telcordia Requirement	Level of Compliance	Comments/Exceptions
(CR) 7-203	Partially Compliant	Conformance testing with Telcordia indicated that the syntax for the <code>VFY-RTE</code> command is implemented differently by the SEAS mainframe than that specified in the SEAS-STP Interface Specification, GR-310-CORE, Issue 1, November 1994 . However, the EAGLE 5 ISS does support both the implemented syntax and the specified syntax. The EAGLE 5 ISS is fully compliant with the implemented syntax. In the specified syntax, the EAGLE 5 ISS does not support ranges for the destination address parameter, nor does it support wildcards, except for the <code>**-*-***</code> , <code>ni-nc-*</code> , and <code>ni-nc-***</code> combinations. Also, the output syntax appears to have been implemented differently, but currently this issue has yet to be resolved.
(CR) 7-204	Fully Compliant	The EAGLE 5 ISS does not support needed link set recent change and verify enhancements, because this is a SEAS post-7.0 feature.
(CR) 7-205	Partially Compliant	The EAGLE 5 ISS does not support ranges for the member number parameter. Also, the EAGLE 5 ISS does not support 1.5 Mbps link speed, because this is a SEAS post-7.0 feature.
(CR) 7-206	Fully Compliant	
(CR) 7-207	Partially Compliant	The EAGLE 5 ISS does not support the relative cost parameter. On input, the EAGLE 5 ISS ignores this parameter. On output, EAGLE 5 ISS displays the value of fifty (50) since this parameter is mandatory in the output syntax. The EAGLE 5 ISS can also display a blank (' ') value for the routing indicator attribute under certain conditions when this value has been configured locally. Also, the EAGLE 5 ISS does not support vacant global title addresses, because this is SEAS post-7.0 feature.
(CR) 7-208	Fully Compliant	
(CR) 7-209	Not Compliant	The EAGLE 5 ISS does not support the <code>VFY-SPCSP</code> command. The EAGLE 5 ISS supports only shared concerned signaling point lists for its subsystem prohibited concerned signaling points entity set. However, this feature is a SEAS post-7.0 feature, therefore the EAGLE 5 ISS cannot support this command until this feature is implemented in SEAS . The Flow-Through commands can still be used to retrieve this entity set.

Table A-4 (Cont.) Section 7. Recent Change and Verify (RC&V) Messages

Telcordia Requirement	Level of Compliance	Comments/Exceptions
(CR) 7-210	Partially Compliant	<p>The EAGLE 5 ISS does not support ranges for the destination address parameter, nor does it support every combination of wildcards for this parameter. Also, the reporting of PRML (prohibited due to MTP loop detection, for example, circular routing) as the status for a route is not supported. Even though the EAGLE 5 ISS MTP (LIM) cards detect circular routing, they report the circular routing condition not on a route basis, but on a destination basis. The MTP card does not change the route's status to PROHIBITED in every situation where circular routing is detected on the route.</p> <p>Reporting of ULP (unavailable due to MTP loop detected) for a destination's routeset (DA) is supported. Finally, route status blocks in the output report will contain null ("") values for the FECLLI parameter (that is, CLLI of the linkset's adjacent point code) if no CLLI has been defined locally for the APC. The <i>SEAS-STP Interface Specification, GR-310-CORE, Issue 1, November 1994</i>, does not explicitly state that reporting a null CLLI is allowed. The <i>SEAS-STP Interface Specification, GR-310-CORE, Issue 1, November 1994</i>, does state that the CLLI reported for the DI output value can be null, but it makes no similar statement regarding the FECLLI value, thus the implication that the FECLLI value can not be null.</p>
(CR) 7-211	Partially Compliant	<p>The EAGLE 5 ISS does not support ranges for the destination address parameter, nor does it support wildcards, except for the **-*-***, ni-nc-**, and ni-nc-*** combinations. Also, the EAGLE 5 ISS does not support MTP circular route (loop) detection, because this is a SEAS post-7.0 feature.</p>
(CR) 7-212	Not Applicable	<p>This conditional requirement does not apply to the EAGLE 5 ISS because recent change and verify support for SCCP application data is a SEAS post-7.0 feature.</p>
(CR) 7-213	Not Applicable	<p>This conditional requirement does not apply to the EAGLE 5 ISS because recent change and verify for the STP options entity set is a SEAS post-7.0 feature.</p>
(CR) 7-214	Not Applicable	<p>This conditional requirement does not apply to the EAGLE 5 ISS because multi-step global title translation (GTT) is a SEAS post-7.0 feature.</p>
(CR) 7-215	Not Applicable	<p>This conditional requirement does not apply to the EAGLE 5 ISS because multi-step global title translation (GTT) is a SEAS post-7.0 feature.</p>
(CR) 7-216	Not Applicable	<p>This conditional requirement does not apply to the EAGLE 5 ISS because multi-step global title translation (GTT) is a SEAS post-7.0 feature.</p>

Table A-4 (Cont.) Section 7. Recent Change and Verify (RC&V) Messages

Telcordia Requirement	Level of Compliance	Comments/Exceptions
(CR) 7-217	Not Applicable	This conditional requirement does not apply to the EAGLE 5 ISS because recent change and verify for SCCP ISNI message routing is a SEAS post-7.0 feature.
(CR) 7-218	Not Applicable	This conditional requirement does not apply to the EAGLE 5 ISS because recent change and verify for SCCP ISNI message routing is a SEAS post-7.0 feature.
(R) 7-219	Not Compliant	The EAGLE 5 ISS does not support the merge process for data output.
(R) 7-220	Fully Compliant	
(R) 7-221	Not Compliant	The EAGLE 5 ISS does not support the merge process for data output.
(R) 7-222	Fully Compliant	
(O) 7-223	Not Compliant	The EAGLE 5 ISS does not support the sorting of ordered route data for output.
(CR) 7-224	Not Compliant	
(R) 7-225	Fully Compliant	
(R) 7-226	Fully Compliant	
(R) 7-227	Fully Compliant	
(R) 7-228	Fully Compliant	
(R) 7-229	Fully Compliant	
(R) 7-230	Fully Compliant	
(R) 7-231	Fully Compliant	
(R) 7-232	Fully Compliant	
(CR) 7-233	Not Compliant	The EAGLE 5 ISS does not support the merge process for data output.
(R) 7-234	Fully Compliant	
(CR) 7-235	Fully Compliant	
(R) 7-236	Fully Compliant	
(R) 7-237	Fully Compliant	
(R) 7-238	Fully Compliant	
(R) 7-239	Fully Compliant	
(R) 7-240	Fully Compliant	
(CR) 7-241	Not Compliant	The EAGLE 5 ISS does not support the VFY-SPCSP command.
(R) 7-242	Not Compliant	The EAGLE 5 ISS does not support the VFY-SPCSP command.
(R) 7-243	Not Compliant	The EAGLE 5 ISS does not support the VFY-SPCSP command.

Table A-4 (Cont.) Section 7. Recent Change and Verify (RC&V) Messages

Telcordia Requirement	Level of Compliance	Comments/Exceptions
(R) 7-244	Not Compliant	The EAGLE 5 ISS does not support the VFY-SPCSP command.
(R) 7-245	Fully Compliant	
(R) 7-246	Fully Compliant	
(R) 7-247	Not Compliant	The EAGLE 5 ISS does not support the reporting of congestion status for a given destination for the VFY-SRSAPST command. The EAGLE 5 ISS MTP cards (LIMs) are aware of destination congestion, but they use this information internally and do not report congestion status to the maintenance subsystem. Thus, information is not available to the VFY-SRSAPST command.
(R) 7-248	Fully Compliant	
(R) 7-249	Fully Compliant	
(CR) 7-250	Fully Compliant	
(R) 7-251	Fully Compliant	
(R) 7-252	Fully Compliant	
(R) 7-253	Fully Compliant	
(O) 7-254	Partially Compliant	The EAGLE 5 ISS maintains the routeset sorted in increasing relative cost, thus the output report will list the individual routes in increasing relative cost order, as required. However, if two routes have the same relative cost, then the requirement states that the routes be output sorted by linkset name. This may not always occur.
(R) 7-255	Fully Compliant	
(R) 7-256	Fully Compliant	
(R) 7-257	Fully Compliant	
(R) 7-258	Not Compliant	The EAGLE 5 ISS does not support the merge process for data output.
(R) 7-259	Fully Compliant	
(R) 7-260	Not Compliant	The EAGLE 5 ISS does not support the merge process for data output.
(R) 7-261	Fully Compliant	
(O) 7-262	Not Compliant	The EAGLE 5 ISS does not support the sorting of destination data output.
(CR) 7-263	Not Compliant	The EAGLE 5 ISS does not support the sorting of destination data output.
(CR) 7-264	Not Applicable	This conditional requirement does not apply to the EAGLE 5 ISS because the VFY-SCCPAPL command is a SEAS post-7.0 feature.
(CR) 7-265	Not Applicable	This conditional requirement does not apply to the EAGLE 5 ISS because the VFY-MGTT-TTSSN command is a SEAS post-7.0 feature.

Table A-4 (Cont.) Section 7. Recent Change and Verify (RC&V) Messages

Telcordia Requirement	Level of Compliance	Comments/Exceptions
(R) 7-266	Not Applicable	This requirement does not apply to the EAGLE 5 ISS because the VFY-MGTT-GTADPC command is a SEAS post-7.0 feature.
(O) 7-267	Not Applicable	This objective does not apply to the EAGLE 5 ISS because the VFY-MGTT-GTADPC command is a SEAS post-7.0 feature.
(R) 7-268	Not Applicable	This requirement does not apply to the EAGLE 5 ISS because the VFY-MGTT-GTADPC command is a SEAS post-7.0 feature.
(CR) 7-269	Not Applicable	This conditional requirement does not apply to the EAGLE 5 ISS because the VFY-MGTT-GTADPC command is a SEAS post-7.0 feature.
(CR) 7-270	Not Applicable	This conditional requirement does not apply to the EAGLE 5 ISS because the VFY-MGTT-ORDPC command is a SEAS post-7.0 feature.
(CR) 7-271	Not Applicable	This conditional requirement does not apply to the EAGLE 5 ISS because the VFY-ISNI-CICICN command is a SEAS post-7.0 feature.
(CR) 7-272	Not Applicable	This conditional requirement does not apply to the EAGLE 5 ISS because the VFY-ISNI-CICICN command is a SEAS post-7.0 feature.
(CR) 7-273	Not Applicable	This conditional requirement does not apply to the EAGLE 5 ISS because the VFY-ISNI-ICNDPC command is a SEAS post-7.0 feature.

Table A-5 Section 8. On-Occurrence Autonomous Messages

Telcordia Requirement	Level of Compliance	Comments/Exceptions
(CR) 8-1	Not Compliant	The EAGLE 5 ISS does not currently support the REPT-RCINT message.
(CR) 8-2	Fully Compliant	
(CR) 8-3	Fully Compliant	
(CR) 8-4	Fully Compliant	
(CR) 8-5	Not Applicable	This conditional requirement does not apply to the EAGLE 5 ISS because surveillance for cluster routing and management is a SEAS post-7.0 feature.
(CR) 8-6	Not Applicable	This conditional requirement does not apply to the EAGLE 5 ISS because surveillance for cluster routing and management is a SEAS post-7.0 feature.
(CR) 8-7	Not Applicable	This conditional requirement does not apply to the EAGLE 5 ISS because surveillance for cluster routing and management is a SEAS post-7.0 feature.

Table A-5 (Cont.) Section 8. On-Occurrence Autonomous Messages

Telcordia Requirement	Level of Compliance	Comments/Exceptions
(CR) 8-8	Not Applicable	This conditional requirement does not apply to the EAGLE 5 ISS because surveillance for cluster routing and management is a SEAS post-7.0 feature.
(CR) 8-9	Not Applicable	This conditional requirement does not apply to the EAGLE 5 ISS because MTP circular route (loop) detection is a SEAS post-7.0 feature.
(CR) 8-10	Not Applicable	This conditional requirement does not apply to the EAGLE 5 ISS because MTP circular route (loop) detection is a SEAS post-7.0 feature.
(CR) 8-11	Not Applicable	This conditional requirement does not apply to the EAGLE 5 ISS because MTP circular route (loop) detection is a SEAS post-7.0 feature.
(CR) 8-12	Not Applicable	This conditional requirement does not apply to the EAGLE 5 ISS because XUDT message processing surveillance is a SEAS post-7.0 feature.
(CR) 8-13	Not Applicable	This conditional requirement does not apply to the EAGLE 5 ISS because XUDT message processing surveillance is a SEAS post-7.0 feature.
(CR) 8-14	Not Applicable	This conditional requirement does not apply to the EAGLE 5 ISS because surveillance for SCCP ISNI message routing is a SEAS post-7.0 feature.
(CR) 8-15	Fully Compliant	
(CR) 8-16	Fully Compliant	
(CR) 8-17	Fully Compliant	
(CR) 8-18	Fully Compliant	
(CR) 8-19	Fully Compliant	
(CR) 8-20	Fully Compliant	
(CR) 8-21	Not Applicable	This conditional requirement does not apply to the EAGLE 5 ISS because surveillance for MTP restart and STP processor overload is a SEAS post-7.0 feature.
(CR) 8-22	Not Applicable	This conditional requirement does not apply to the EAGLE 5 ISS because surveillance for MTP restart and STP processor overload is a SEAS post-7.0 feature.
(CR) 8-23	Not Applicable	This conditional requirement does not apply to the EAGLE 5 ISS because surveillance for MTP restart and STP processor overload is a SEAS post-7.0 feature.
(CR) 8-24	Not Applicable	This conditional requirement does not apply to the EAGLE 5 ISS because surveillance for MTP restart and STP processor overload is a SEAS post-7.0 feature.
(CR) 8-25	Not Applicable	This conditional requirement does not apply to the EAGLE 5 ISS because surveillance for MTP restart and STP processor overload is a SEAS post-7.0 feature.
(CR) 8-26	Not Applicable	This conditional requirement does not apply to the EAGLE 5 ISS because surveillance for MTP restart and STP processor overload is a SEAS post-7.0 feature.

Table A-5 (Cont.) Section 8. On-Occurrence Autonomous Messages

Telcordia Requirement	Level of Compliance	Comments/Exceptions
(CR) 8-27	Not Applicable	This conditional requirement does not apply to the EAGLE 5 ISS because surveillance for MTP restart and STP processor overload is a SEAS post-7.0 feature.
(CR) 8-28	Not Applicable	This conditional requirement does not apply to the EAGLE 5 ISS because surveillance for MTP restart and STP processor overload is a SEAS post-7.0 feature.
(CR) 8-29	Not Applicable	This conditional requirement does not apply to the EAGLE 5 ISS because surveillance for MTP restart and STP processor overload is a SEAS post-7.0 feature.
(CR) 8-30	Partially Compliant	The EAGLE 5 ISS reports the threshold parameter as MSUs instead of MSU octets for its threshold calculations.
(CR) 8-31	Partially Compliant	The EAGLE 5 ISS reports the threshold parameter as MSUs instead of MSU octets for its threshold calculations.
(CR) 8-32	Fully Compliant	
(CR) 8-33	Fully Compliant	
(CR) 8-34	Partially Compliant	The EAGLE 5 ISS does not currently support reporting of the following codes for the REPT-LKF message: XLR , MMR , SLT , RMI , LPO , MBL , MRS , and MMA . Also, the EAGLE 5 ISS does not support surveillance for link oscillation filter - delayed link restoration, because this is a SEAS post-7.0 feature.
(CR) 8-35	Fully Compliant	
(CR) 8-36	Not Applicable	This conditional requirement does not apply to the EAGLE 5 ISS because surveillance of manually caused link outages is a SEAS post-7.0 feature.
(CR) 8-37	Not Applicable	This conditional requirement does not apply to the EAGLE 5 ISS because surveillance of manually caused link outages is a SEAS post-7.0 feature.
(CR) 8-38	Not Compliant	The EAGLE 5 ISS does not currently support the REPT-ADMPR-CGST message.
(CR) 8-39	Not Compliant	The EAGLE 5 ISS does not currently support the REPT-ADMPR-CGST message.
(R) 8-40	Not Compliant	The EAGLE 5 ISS does not support storage of autonomous messages for retransmission.
(R) 8-41	Fully Compliant	
(R) 8-42	Not Applicable	This requirement does not apply to the EAGLE 5 ISS because the EAGLE 5 ISS does not support storage of autonomous messages for retransmission.
(R) 8-43	Fully Compliant	The EAGLE 5 ISS supports the limiting of output using the required default values. The EAGLE 5 ISS does not support the administration of these values through the UPD-STPOPTS command as the STP options entity set is a SEAS post-7.0 feature.

Table A-5 (Cont.) Section 8. On-Occurrence Autonomous Messages

Telcordia Requirement	Level of Compliance	Comments/Exceptions
(R) 8-44	Fully Compliant	The EAGLE 5 ISS supports the limiting of output using the required default values. The EAGLE 5 ISS does not support the administration of these values through the UPD-STPOPTS command as the STP options entity set is a SEAS post-7.0 feature.
(R) 8-45	Not Applicable	This requirement does not apply to the EAGLE 5 ISS because XUdT message processing surveillance is a SEAS post-7.0 feature.
(CR) 8-46	Not Applicable	This conditional requirement does not apply to the EAGLE 5 ISS because XUdT message processing surveillance is a SEAS post-7.0 feature.
(R) 8-47	Not Applicable	This requirement does not apply to the EAGLE 5 ISS because XUdT message processing surveillance is a SEAS post-7.0 feature.
(R) 8-48	Not Applicable	This requirement does not apply to the EAGLE 5 ISS because surveillance for SCCP ISNI message routing is a SEAS post-7.0 feature.
(R) 8-49	Not Compliant	The EAGLE 5 ISS does not support storage of autonomous messages for retransmission.
(O) 8-50	Not Compliant	The EAGLE 5 ISS does not support storage of autonomous messages for retransmission.
(O) 8-51	Not Applicable	This objective does not apply to the EAGLE 5 ISS because surveillance for MTP restart and STP processor overload is a SEAS post-7.0 feature.
(O) 8-52	Not Applicable	This objective does not apply to the EAGLE 5 ISS because surveillance for MTP restart and STP processor overload is a SEAS post-7.0 feature.
(R) 8-53	Not Applicable	This requirement does not apply to the EAGLE 5 ISS because surveillance for MTP restart and STP processor overload is a SEAS post-7.0 feature.
(R) 8-54	Not Applicable	This requirement does not apply to the EAGLE 5 ISS because surveillance for MTP restart and STP processor overload is a SEAS post-7.0 feature.
(R) 8-55	Not Applicable	This requirement does not apply to the EAGLE 5 ISS because surveillance for MTP restart and STP processor overload is a SEAS post-7.0 feature.
(R) 8-56	Not Applicable	This requirement does not apply to the EAGLE 5 ISS because surveillance for MTP restart and STP processor overload is a SEAS post-7.0 feature.
(CR) 8-57	Not Applicable	This conditional requirement does not apply to the EAGLE 5 ISS because surveillance for MTP restart and STP processor overload is a SEAS post-7.0 feature.
(CR) 8-58	Not Applicable	This conditional requirement does not apply to the EAGLE 5 ISS because surveillance for MTP restart and STP processor overload is a SEAS post-7.0 feature.

Table A-5 (Cont.) Section 8. On-Occurrence Autonomous Messages

Telcordia Requirement	Level of Compliance	Comments/Exceptions
(CR) 8-59	Not Applicable	This conditional requirement does not apply to the EAGLE 5 ISS because surveillance for MTP restart and STP processor overload is a SEAS post-7.0 feature.
(CR) 8-60	Not Applicable	This conditional requirement does not apply to the EAGLE 5 ISS because surveillance for MTP restart and STP processor overload is a SEAS post-7.0 feature.
(O) 8-61	Not Applicable	This objective does not apply to the EAGLE 5 ISS because surveillance for MTP restart and STP processor overload is a SEAS post-7.0 feature.
(O) 8-62	Not Applicable	This objective does not apply to the EAGLE 5 ISS because surveillance for MTP restart and STP processor overload is a SEAS post-7.0 feature.
(R) 8-63	Not Compliant	The EAGLE 5 ISS does not support storage of autonomous messages for retransmission.
(R) 8-64	Not Compliant	The EAGLE 5 ISS does not support storage of autonomous messages for retransmission.
(O) 8-65	Not Compliant	The EAGLE 5 ISS does not support storage of autonomous messages for retransmission.
(R) 8-66	Fully Compliant	
(R) 8-67	Fully Compliant	
(R) 8-68	Fully Compliant	
(R) 8-69	Fully Compliant	
(O) 8-70	Not Compliant	The EAGLE 5 ISS does not guarantee sequencing of messages on output.
(R) 8-71	Not Applicable	This requirement does not apply to the EAGLE 5 ISS because surveillance of manually caused link outages is a SEAS post-7.0 feature.
(O) 8-72	Not Applicable	This objective does not apply to the EAGLE 5 ISS because surveillance of manually caused link outages is a SEAS post-7.0 feature.
(R) 8-73	Fully Compliant	
(R) 8-74	Fully Compliant	
(R) 8-75	Fully Compliant	

Table A-6 Section 9. STP Application Control Commands

Telcordia Requirement	Level of Compliance	Comments/Exceptions
(CR) 9-1	Not Compliant	The EAGLE 5 ISS does not support the <code>INH-COLL</code> command.
(CR) 9-2	Not Compliant	The EAGLE 5 ISS does not support the <code>ALW-COLL</code> command.

Table A-6 (Cont.) Section 9. STP Application Control Commands

Telcordia Requirement	Level of Compliance	Comments/Exceptions
(CR) 9-3	Not Applicable	This conditional requirement does not apply to the EAGLE 5 ISS because MTP special study parameter administration is a SEAS deferred feature.
(CR) 9-4	Not Applicable	This conditional requirement does not apply to the EAGLE 5 ISS because MTP special study parameter administration is a SEAS deferred feature.
(CR) 9-5	Not Applicable	This conditional requirement does not apply to the EAGLE 5 ISS because MTP special study parameter administration is a SEAS deferred feature.
(CR) 9-6	Not Applicable	This conditional requirement does not apply to the EAGLE 5 ISS because MTP special study parameter administration is a SEAS deferred feature.
(CR) 9-7	Not Applicable	This conditional requirement does not apply to the EAGLE 5 ISS because administration of marginal link performance thresholds for maintenance is a SEAS deferred feature.
(CR) 9-8	Not Applicable	This conditional requirement does not apply to the EAGLE 5 ISS because administration of SS7 network management parameters is a SEAS deferred feature.
(CR) 9-9	Not Applicable	This conditional requirement does not apply to the EAGLE 5 ISS because administration of SS7 network management parameters is a SEAS deferred feature.
(CR) 9-10	Not Applicable	This conditional requirement does not apply to the EAGLE 5 ISS because STP data base administration is a SEAS deferred feature.

Table A-7 Section 10. Transparent Mode (Flow-Through) Messages

Telcordia Requirement	Level of Compliance	Comments/Exceptions
(O) 10-1	Fully Compliant	
(CR) 10-2	Fully Compliant	
(R) 10-3	Fully Compliant	

Table A-8 Section 11. Performance and Capacity

Telcordia Requirement	Level of Compliance	Comments/Exceptions
(O) 11-1	Fully Compliant	
(CR) 11-2	Fully Compliant	
(R) 11-3	Partially Compliant	The completion responses to verify commands that contain large amounts of data could take greater than 60 seconds. The error response on input TMC=SG99 will take much longer than 60 seconds.
(R) 11-4	Fully Compliant	

Table A-8 (Cont.) Section 11. Performance and Capacity

Telcordia Requirement	Level of Compliance	Comments/Exceptions
(O) 11-5	Fully Compliant	
(O) 11-6	Fully Compliant	
(O) 11-7	Not Compliant	The EAGLE 5 ISS does not support storage of autonomous messages for retransmission.
(R) 11-8	Not Compliant	The EAGLE 5 ISS does not support storage of autonomous messages for retransmission.

Table A-9 Section 12. Message Priority and Routing

Telcordia Requirement	Level of Compliance	Comments/Exceptions
(R) 12-1	Fully Compliant	
(R) 12-2	Fully Compliant	
(O) 12-3	Not Compliant	The EAGLE 5 ISS does not provide a means for configuring message loads among the non-time critical channels.
(R) 12-4	Fully Compliant	
(R) 12-5	Fully Compliant	
(R) 12-6	Fully Compliant	

Table A-10 Section 13. Routing Verification Test Messages

Telcordia Requirement	Level of Compliance	Comments/Exceptions
(CR) 13-1	Not Applicable	This conditional requirement does not apply to the EAGLE 5 ISS because OMAP routing verification tests are a SEAS post-7.0 feature.
(CR) 13-2	Not Applicable	This conditional requirement does not apply to the EAGLE 5 ISS because OMAP routing verification tests are a SEAS post-7.0 feature.
(CR) 13-3	Not Applicable	This conditional requirement does not apply to the EAGLE 5 ISS because OMAP routing verification tests are a SEAS post-7.0 feature.
(CR) 13-4	Not Applicable	This conditional requirement does not apply to the EAGLE 5 ISS because OMAP routing verification tests are a SEAS post-7.0 feature.
(CR) 13-5	Not Applicable	This conditional requirement does not apply to the EAGLE 5 ISS because OMAP routing verification tests are a SEAS post-7.0 feature.
(CR) 13-6	Not Applicable	This conditional requirement does not apply to the EAGLE 5 ISS because OMAP routing verification tests are a SEAS post-7.0 feature.
(CR) 13-7	Not Applicable	This conditional requirement does not apply to the EAGLE 5 ISS because OMAP routing verification tests are a SEAS post-7.0 feature.

Table A-10 (Cont.) Section 13. Routing Verification Test Messages

Telcordia Requirement	Level of Compliance	Comments/Exceptions
(CR) 13-8	Not Applicable	This conditional requirement does not apply to the EAGLE 5 ISS because OMAP routing verification tests are a SEAS post-7.0 feature.
(CR) 13-9	Not Applicable	This conditional requirement does not apply to the EAGLE 5 ISS because OMAP routing verification tests are a SEAS post-7.0 feature.
(CR) 13-10	Not Applicable	This conditional requirement does not apply to the EAGLE 5 ISS because OMAP routing verification tests are a SEAS post-7.0 feature.
(CR) 13-11	Not Applicable	This conditional requirement does not apply to the EAGLE 5 ISS because OMAP routing verification tests are a SEAS post-7.0 feature.
(CR) 13-12	Not Applicable	This conditional requirement does not apply to the EAGLE 5 ISS because OMAP routing verification tests are a SEAS post-7.0 feature.
(CR) 13-13	Not Applicable	This conditional requirement does not apply to the EAGLE 5 ISS because OMAP routing verification tests are a SEAS post-7.0 feature.
(CR) 13-14	Not Applicable	This conditional requirement does not apply to the EAGLE 5 ISS because OMAP routing verification tests are a SEAS post-7.0 feature.
(CR) 13-15	Not Applicable	This conditional requirement does not apply to the EAGLE 5 ISS because OMAP routing verification tests are a SEAS post-7.0 feature.
(CR) 13-16	Not Applicable	This conditional requirement does not apply to the EAGLE 5 ISS because OMAP routing verification tests are a SEAS post-7.0 feature.
(CR) 13-17	Not Applicable	This conditional requirement does not apply to the EAGLE 5 ISS because OMAP routing verification tests are a SEAS post-7.0 feature.
(CR) 13-18	Not Applicable	This conditional requirement does not apply to the EAGLE 5 ISS because OMAP routing verification tests are a SEAS post-7.0 feature.

Table A-11 Appendix A. Data Collection Request Structure

Telcordia Requirement	Level of Compliance	Comments/Exceptions
(R) A-1	Not Compliant	The EAGLE 5 ISS does not support supplier-specific data collection mnemonics for non-standard collection schedules.
(R) A-2	Fully Compliant	
(R) A-3	Not Compliant	The EAGLE 5 ISS does not support supplier-specific data collection mnemonics for non-standard measured entity types.

Table A-11 (Cont.) Appendix A. Data Collection Request Structure

Telcordia Requirement	Level of Compliance	Comments/Exceptions
(R) A-4	Not Compliant	The EAGLE 5 ISS does not support supplier-specific data collection mnemonics for non-standard measured entity types.
(R) A-5	Partially Compliant	The new non-standard measurement registers defined for Release 21.0 and beyond conform to supplier-specific data collection mnemonics.
(R) A-6	Partially Compliant	The new non-standard measurement registers defined for Release 21.0 and beyond conform to supplier-specific data collection mnemonics.
(R) A-7	Fully Compliant	
(R) A-8	Fully Compliant	
(R) A-9	Fully Compliant	
(R) A-10	Fully Compliant	
(R) A-11	Fully Compliant	
(R) A-12	Fully Compliant	
(R) A-13	Fully Compliant	
(R) A-14	Fully Compliant	

Table A-12 Appendix B. Standard Data Collection Schedules

Telcordia Requirement	Level of Compliance	Comments/Exceptions
(R) B-1	Fully Compliant	
(R) B-2	Fully Compliant	
(R) B-3	Fully Compliant	
(R) B-4	Fully Compliant	
(R) B-5	Fully Compliant	
(R) B-6	Fully Compliant	
(R) B-7	Fully Compliant	
(R) B-8	Fully Compliant	
(R) B-9	Fully Compliant	
(O) B-10	Fully Compliant	
(R) B-11	Not Applicable	This requirement does not apply to the EAGLE 5 ISS because GTT (and MTP routing) error surveillance improvements is a SEAS post-7.0 feature.
(R) B-12	Not Applicable	This requirement does not apply to the EAGLE 5 ISS because GTT (and MTP routing) error surveillance improvements is a SEAS post-7.0 feature.
(R) B-13	Fully Compliant	

Table A-12 (Cont.) Appendix B. Standard Data Collection Schedules

Telcordia Requirement	Level of Compliance	Comments/Exceptions
(R) B-14	Not Applicable	This requirement does not apply to the EAGLE 5 ISS because GTT (and MTP routing) error surveillance improvements is a SEAS post-7.0 feature.
(R) B-15	Not Applicable	This requirement does not apply to the EAGLE 5 ISS because GTT (and MTP routing) error surveillance improvements is a SEAS post-7.0 feature.
(O) B-16	Not Compliant	The EAGLE 5 ISS does not support this measurement in its STP system totals (P_SYSTOT) measurements schedule.
(O) B-17	Not Compliant	The EAGLE 5 ISS does not support this measurement in its STP system totals (P_SYSTOT) measurements schedule.
(R) B-18	Fully Compliant	
(R) B-19	Not Applicable	This requirement does not apply to the EAGLE 5 ISS because SCCP ISNI message routing is a SEAS post-7.0 feature.
(R) B-20	Not Applicable	This requirement does not apply to the EAGLE 5 ISS because SCCP ISNI message routing is a SEAS post-7.0 feature.
(O) B-21	Not Applicable	This objective does not apply to the EAGLE 5 ISS because SCCP ISNI message routing is a SEAS post-7.0 feature.
(R) B-22	Not Applicable	This requirement does not apply to the EAGLE 5 ISS because SCCP ISNI message routing is a SEAS post-7.0 feature.
(R) B-23	Not Applicable	This requirement does not apply to the EAGLE 5 ISS because SCCP ISNI message routing is a SEAS post-7.0 feature.
(R) B-24	Not Applicable	This requirement does not apply to the EAGLE 5 ISS because SCCP ISNI message routing is a SEAS post-7.0 feature.
(R) B-25	Not Applicable	This requirement does not apply to the EAGLE 5 ISS because SCCP ISNI message routing is a SEAS post-7.0 feature.
(R) B-26	Not Applicable	This requirement does not apply to the EAGLE 5 ISS because SCCP ISNI message routing is a SEAS post-7.0 feature.
(R) B-27	Fully Compliant	
(O) B-28	Fully Compliant	
(O) B-29	Not Applicable	This objective does not apply to the EAGLE 5 ISS because GTT (and MTP routing) error surveillance improvements is a SEAS post-7.0 feature.
(O) B-30	Not Applicable	This objective does not apply to the EAGLE 5 ISS because GTT (and MTP routing) error surveillance improvements is a SEAS post-7.0 feature.
(R) B-31	Fully Compliant	

Table A-12 (Cont.) Appendix B. Standard Data Collection Schedules

Telcordia Requirement	Level of Compliance	Comments/Exceptions
(R) B-32	Not Applicable	This requirement does not apply to the EAGLE 5 ISS because GTT (and MTP routing) error surveillance improvements is a SEAS post-7.0 feature.
(R) B-33	Not Applicable	This requirement does not apply to the EAGLE 5 ISS because GTT (and MTP routing) error surveillance improvements is a SEAS post-7.0 feature.
(O) B-34	Not Compliant	The EAGLE 5 ISS does not support the TT entity type.
(R) B-35	Not Applicable	This requirement does not apply to the EAGLE 5 ISS because SCCP application support is a SEAS post-7.0 feature.
(R) B-36	Fully Compliant	
(R) B-37	Fully Compliant	
(R) B-38	Fully Compliant	
(R) B-39	Fully Compliant	
(O) B-40	Not Compliant	The EAGLE 5 ISS does not support this measurement in its component (P_COMP) measurements schedule.
(R) B-41	Fully Compliant	
(R) B-42	Fully Compliant	
(R) B-43	Fully Compliant	
(O) B-44	Not Compliant	The EAGLE 5 ISS does not support this measurement in its component (P_COMP) measurements schedule.
(O) B-45	Not Compliant	The EAGLE 5 ISS does not support this measurement in its component (P_COMP) measurements schedule.
(R) B-46	Fully Compliant	
(R) B-47	Fully Compliant	
(O) B-48	Fully Compliant	
(R) B-49	Fully Compliant	
(R) B-50	Fully Compliant	
(O) B-51	Not Compliant	The EAGLE 5 ISS does not support this measurement in its component (P_COMP) measurements schedule.
(R) B-52	Fully Compliant	
(R) B-53	Fully Compliant	
(O) B-54	Not Compliant	The EAGLE 5 ISS does not support this measurement in its component (P_COMP) measurements schedule.
(R) B-55	Fully Compliant	
(R) B-56	Fully Compliant	
(R) B-57	Not Compliant	The EAGLE 5 ISS does not support this measurement in its component (P_COMP) measurements schedule.
(O) B-58	Not Compliant	The EAGLE 5 ISS does not support this measurement in its component (P_COMP) measurements schedule.
(O) B-59	Not Compliant	The EAGLE 5 ISS does not support this measurement in its component (P_COMP) measurements schedule.

Table A-12 (Cont.) Appendix B. Standard Data Collection Schedules

Telcordia Requirement	Level of Compliance	Comments/Exceptions
(O) B-60	Not Compliant	The EAGLE 5 ISS does not support this measurement in its component (P_COMP) measurements schedule.
(O) B-61	Not Compliant	The EAGLE 5 ISS does not support this measurement in its component (P_COMP) measurements schedule.
(O) B-62	Not Compliant	The EAGLE 5 ISS does not support this measurement in its component (P_COMP) measurements schedule.
(O) B-63	Not Compliant	The EAGLE 5 ISS does not support this measurement in its component (P_COMP) measurements schedule.
(R) B-64	Fully Compliant	
(R) B-65	Fully Compliant	
(R) B-66	Fully Compliant	
(R) B-67	Fully Compliant	
(R) B-68	Fully Compliant	
(R) B-69	Fully Compliant	
(R) B-70	Fully Compliant	
(R) B-71	Fully Compliant	
(R) B-72	Fully Compliant	
(R) B-73	Fully Compliant	
(O) B-74	Not Compliant	The EAGLE 5 ISS does not support the BFRGRP entity type.
(O) B-75	Not Compliant	The EAGLE 5 ISS does not support the BUFFR entity type.
(O) B-76	Not Compliant	The EAGLE 5 ISS does not support the BUFFR entity type.
(O) B-77	Not Compliant	The EAGLE 5 ISS does not support the BUFFR entity type.
(O) B-78	Not Compliant	The EAGLE 5 ISS does not support the PROC entity type.
(CR) B-79	Not Compliant	The EAGLE 5 ISS does not support the PROC entity type.
(CR) B-80	Not Compliant	The EAGLE 5 ISS does not support the PROC entity type.
(O) B-81	Not Compliant	The EAGLE 5 ISS does not support the PROC entity type.
(R) B-82	Not Compliant	The EAGLE 5 ISS does not support the PROC entity type.
(CR) B-83	Not Compliant	The EAGLE 5 ISS does not support the PROC entity type.
(CR) B-84	Not Compliant	The EAGLE 5 ISS does not support the PROC entity type.
(O) B-85	Not Compliant	The EAGLE 5 ISS does not support the PROC entity type.
(CR) B-86	Not Compliant	The EAGLE 5 ISS does not support the PROC entity type.
(CR) B-87	Not Compliant	The EAGLE 5 ISS does not support the PROC entity type.
(O) B-88	Not Compliant	The EAGLE 5 ISS does not support the PROC entity type.
(CR) B-89	Not Compliant	The EAGLE 5 ISS does not support the PROC entity type.
(CR) B-90	Not Compliant	The EAGLE 5 ISS does not support the PROC entity type.
(O) B-91	Not Compliant	The EAGLE 5 ISS does not support the PROC entity type.
(O) B-92	Not Compliant	The EAGLE 5 ISS does not support the PROCGRP entity type.

Table A-12 (Cont.) Appendix B. Standard Data Collection Schedules

Telcordia Requirement	Level of Compliance	Comments/Exceptions
(O) B-93	Not Compliant	The EAGLE 5 ISS does not support the PROCGRP entity type.
(O) B-94	Not Compliant	The EAGLE 5 ISS does not support the PROCGRP entity type.
(O) B-95	Not Compliant	The EAGLE 5 ISS does not support the PROCGRP entity type.
(O) B-96	Not Compliant	The EAGLE 5 ISS does not support the PROCGRP entity type.
(O) B-97	Not Compliant	The EAGLE 5 ISS does not support the PROCGRP entity type.
(O) B-98	Not Compliant	The EAGLE 5 ISS does not support the PROCGRP entity type.
(O) B-99	Not Compliant	The EAGLE 5 ISS does not support the PROCGRP entity type.
(O) B-100	Not Compliant	The EAGLE 5 ISS does not support the PROCGRP entity type.
(O) B-101	Not Compliant	The EAGLE 5 ISS does not support the PROCGRP entity type.
(O) B-102	Not Compliant	The EAGLE does not support the PROCGRP entity type.
(O) B-103	Not Compliant	EAGLE does not support the PROCGRP entity type.
(O) B-104	Not Compliant	EAGLE does not support the PROCGRP entity type.
(O) B-105	Not Compliant	The EAGLE does not support the PROCGRP entity type.
(O) B-106	Not Compliant	The EAGLE does not support the BUS entity type.
(O) B-107	Not Compliant	The EAGLE does not support the BUS entity type.
(O) B-108	Not Compliant	The EAGLE does not support the BUS entity type.
(O) B-109	Not Compliant	The EAGLE does not support the service measurements (P_SERV) schedule.
(O) B-110	Not Compliant	The EAGLE does not support the service measurements (P_SERV) schedule.
(O) B-111	Not Compliant	The EAGLE does not support the service measurements (P_SERV) schedule.
(O) B-112	Not Compliant	The EAGLE does not support the service measurements (P_SERV) schedule.
(O) B-113	Not Compliant	The EAGLE does not support the service measurements (P_SERV) schedule.
(O) B-114	Not Compliant	The EAGLE does not support the service measurements (P_SERV) schedule.
(O) B-115	Not Compliant	The EAGLE does not support the service measurements (P_SERV) schedule.
(O) B-116	Not Compliant	The EAGLE does not support the service measurements (P_SERV) schedule.
(O) B-117	Not Compliant	The EAGLE does not support the service measurements (P_SERV) schedule.

Table A-12 (Cont.) Appendix B. Standard Data Collection Schedules

Telcordia Requirement	Level of Compliance	Comments/Exceptions
(O) B-118	Not Compliant	The EAGLE does not support the service measurements (P_SERV) schedule.
(R) B-119	Not Compliant	The EAGLE does not support the service measurements (P_SERV) schedule.
(R) B-120	Not Compliant	The EAGLE does not support the service measurements (P_SERV) schedule.
(R) B-121	Not Compliant	The EAGLE does not support the service measurements (P_SERV) schedule.
(R) B-122	Not Compliant	The EAGLE does not support the service measurements (P_SERV) schedule.
(R) B-123	Not Compliant	The EAGLE does not support the service measurements (P_SERV) schedule.
(R) B-124	Not Compliant	The EAGLE does not support the service measurements (P_SERV) schedule.
(R) B-125	Not Compliant	The EAGLE does not support the service measurements (P_SERV) schedule.
(R) B-126	Not Compliant	The EAGLE does not support the service measurements (P_SERV) schedule.
(CR) B-127	Not Applicable	This conditional requirement does not apply to the EAGLE because the special study measurements (P_SPST) schedule is a SEAS deferred feature.
(CR) B-128	Not Applicable	This conditional requirement does not apply to the EAGLE because the special study measurements (P_SPST) schedule is a SEAS deferred feature.
(CR) B-129	Not Applicable	This conditional requirement does not apply to the EAGLE because the special study measurements (P_SPST) schedule is a SEAS deferred feature.
(CR) B-130	Not Applicable	This conditional requirement does not apply to the EAGLE because the special study measurements (P_SPST) schedule is a SEAS deferred feature.
(CR) B-131	Not Applicable	This conditional requirement does not apply to the EAGLE because the special study measurements (P_SPST) schedule is a SEAS deferred feature.
(CR) B-132	Not Applicable	This conditional requirement does not apply to the EAGLE because the special study measurements (P_SPST) schedule is a SEAS deferred feature.
(CR) B-133	Not Applicable	This conditional requirement does not apply to the EAGLE because the special study measurements (P_SPST) schedule is a SEAS deferred feature.
(CR) B-134	Not Applicable	This conditional requirement does not apply to the EAGLE because the special study measurements (P_SPST) schedule is a SEAS deferred feature.
(O) B-135	Fully Compliant	
(O) B-136	Fully Compliant	
(O) B-137	Fully Compliant	

Table A-12 (Cont.) Appendix B. Standard Data Collection Schedules

Telcordia Requirement	Level of Compliance	Comments/Exceptions
(O) B-138	Fully Compliant	
(O) B-139	Fully Compliant	
(O) B-140	Not Compliant	The EAGLE does not support this measurement in its in-service record base (P_RBASE) measurements schedule.
(O) B-141	Not Compliant	The EAGLE does not support this measurement in its in-service record base (P_RBASE) measurements schedule.
(O) B-142	Fully Compliant	
(O) B-143	Fully Compliant	
(O) B-144	Fully Compliant	
(O) B-145	Fully Compliant	
(O) B-146	Fully Compliant	
(O) B-147	Fully Compliant	
(O) B-148	Fully Compliant	
(O) B-149	Fully Compliant	
(O) B-150	Not Applicable	This objective does not apply because this measurement is currently unassigned and reserved for future use by SEAS .
(O) B-151	Fully Compliant	
(O) B-152	Fully Compliant	
(O) B-153	Fully Compliant	
(O) B-154	Fully Compliant	
(O) B-155	Fully Compliant	
(O) B-156	Fully Compliant	
(O) B-157	Fully Compliant	
(O) B-158	Fully Compliant	
(O) B-159	Fully Compliant	
(O) B-160	Fully Compliant	
(O) B-161	Fully Compliant	
(O) B-162	Fully Compliant	
(O) B-163	Fully Compliant	
(O) B-164	Fully Compliant	
(O) B-165	Fully Compliant	
(O) B-166	Fully Compliant	
(O) B-167	Fully Compliant	
(O) B-168	Not Compliant	The EAGLE does not support this measurement in its in-service record base (P_RBASE) measurements schedule.
(O) B-169	Fully Compliant	
(O) B-170	Fully Compliant	
(O) B-171	Fully Compliant	

Table A-12 (Cont.) Appendix B. Standard Data Collection Schedules

Telcordia Requirement	Level of Compliance	Comments/Exceptions
(O) B-172	Fully Compliant	
(O) B-173	Fully Compliant	
(O) B-174	Not Compliant	The EAGLE does not support this measurement in its in-service record base (P_RBASE) measurements schedule.
(O) B-175	Not Compliant	The EAGLE does not support this measurement in its in-service record base (P_RBASE) measurements schedule.
(O) B-176	Fully Compliant	
(O) B-177	Fully Compliant	
(O) B-178	Fully Compliant	
(O) B-179	Fully Compliant	
(CR) B-180	Not Compliant	The EAGLE does not support this measurement in its in-service record base (P_RBASE) measurements schedule.
(O) B-181	Not Compliant	The EAGLE does not support the PROCGRP entity type.
(O) B-182	Fully Compliant	
(O) B-183	Fully Compliant	
(O) B-184	Partially Compliant	This register is reported on a per-link basis and not part of the LNKSET entity type.
(O) B-185	Partially Compliant	This register is reported on a per-link basis and not part of the LNKSET entity type.
(O) B-186	Partially Compliant	This register is reported on a per-link basis and not part of the LNKSET entity type.
(O) B-187	Partially Compliant	This register is reported on a per-link basis and not part of the LNKSET entity type.
(O) B-188	Partially Compliant	This register is reported on a per-link basis and not part of the LNKSET entity type.
(O) B-189	Partially Compliant	This register is reported on a per-link basis and not part of the LNKSET entity type.
(O) B-190	Partially Compliant	This register is reported on a per-link basis and not part of the LNKSET entity type.
(O) B-191	Partially Compliant	This register is reported on a per-link basis and not part of the LNKSET entity type.
(O) B-192	Partially Compliant	This register is reported on a per-link basis and not part of the LNKSET entity type.
(O) B-193	Partially Compliant	This register is reported on a per-link basis and not part of the LNKSET entity type.
(O) B-194	Partially Compliant	This register is reported on a per-link basis and not part of the LNKSET entity type.
(O) B-195	Partially Compliant	This register is reported on a per-link basis and not part of the LNKSET entity type.
(O) B-196	Partially Compliant	This register is reported on a per-link basis and not part of the LNKSET entity type.

Table A-12 (Cont.) Appendix B. Standard Data Collection Schedules

Telcordia Requirement	Level of Compliance	Comments/Exceptions
(O) B-197	Partially Compliant	This register is reported on a per-link basis and not part of the LNKSET entity type.
(O) B-198	Partially Compliant	This register is reported on a per-link basis and not part of the LNKSET entity type.
(O) B-199	Partially Compliant	This register is reported on a per-link basis and not part of the LNKSET entity type.
(O) B-200	Partially Compliant	This register is reported on a per-link basis and not part of the LNKSET entity type.
(O) B-201	Not Compliant	The EAGLE does not support this measurement in its in-service record base (P_RBASE) measurements schedule.
(O) B-202	Not Compliant	The EAGLE does not support this measurement in its in-service record base (P_RBASE) measurements schedule.
(O) B-203	Not Compliant	The EAGLE does not support this measurement in its in-service record base (P_RBASE) measurements schedule.
(O) B-204	Not Compliant	The EAGLE does not support the BFRGRP entity type.
(O) B-205	Not Compliant	The EAGLE does not support the BFRGRP entity type.
(O) B-206	Not Compliant	The EAGLE does not support this measurement in its in-service record base (P_RBASE) measurements schedule.
(O) B-207	Not Compliant	This register is both not supported and not reported.
(O) B-208	Not Compliant	The EAGLE does not support this measurement in its in-service record base (P_RBASE) measurements schedule.
(O) B-209	Not Compliant	The EAGLE does not support this measurement in its in-service record base (P_RBASE) measurements schedule.
(O) B-210	Partially Compliant	The value reported is hardcoded and non-provisionable.
(O) B-211	Partially Compliant	The value reported is hardcoded and non-provisionable.
(O) B-212	Partially Compliant	The value reported is hardcoded and non-provisionable.
(O) B-213	Partially Compliant	The value reported is hardcoded and non-provisionable.
(O) B-214	Partially Compliant	The value reported is hardcoded and non-provisionable.
(O) B-215	Partially Compliant	The value reported is hardcoded and non-provisionable.
(O) B-216	Partially Compliant	The value reported is hardcoded and non-provisionable.
(O) B-217	Partially Compliant	The value reported is hardcoded and non-provisionable.
(O) B-218	Partially Compliant	The value reported is hardcoded and non-provisionable.
(O) B-219	Fully Compliant	
(O) B-220	Fully Compliant	
(O) B-221	Fully Compliant	
(O) B-222	Fully Compliant	
(O) B-223	Fully Compliant	
(O) B-224	Fully Compliant	.
(O) B-225	Fully Compliant	
(O) B-226	Fully Compliant	

Table A-12 (Cont.) Appendix B. Standard Data Collection Schedules

Telcordia Requirement	Level of Compliance	Comments/Exceptions
(O) B-227	Not Compliant	The EAGLE does not support this measurement in its in-service record base (P_RBASE) measurements schedule.
(O) B-228	Not Compliant	The EAGLE does not support this measurement in its in-service record base (P_RBASE) measurements schedule.
(O) B-229	Not Compliant	The EAGLE does not support this measurement in its in-service record base (P_RBASE) measurements schedule.
(O) B-230	Not Compliant	The EAGLE does not support the BUFFR entity type.
(O) B-231	Not Compliant	The EAGLE does not support the BUFFR entity type.
(O) B-232	Not Compliant	The EAGLE does not support the supplier-specific entity types.
(O) B-233	Fully Compliant	
(O) B-234	Fully Compliant	
(O) B-235	Fully Compliant	
(R) B-236	Fully Compliant	
(R) B-237	Fully Compliant	
(R) B-238	Fully Compliant	
(O) B-239	Fully Compliant	
(O) B-240	Not Applicable	This objective does not apply to the EAGLE because GTT (and MTP routing) error surveillance improvements is a SEAS post-7.0 feature.
(O) B-241	Not Applicable	This objective does not apply to the EAGLE because GTT (and MTP routing) error surveillance improvements is a SEAS post-7.0 feature.
(O) B-242	Fully Compliant	
(O) B-243	Not Applicable	This objective does not apply to the EAGLE because GTT (and MTP routing) error surveillance improvements is a SEAS post-7.0 feature.
(O) B-244	Not Applicable	This objective does not apply to the EAGLE because GTT (and MTP routing) error surveillance improvements is a SEAS post-7.0 feature.
(O) B-245	Not Compliant	The EAGLE does not support this measurement in its daily maintenance (P_MTCD) measurements schedule.
(R) B-246	Fully Compliant	
(R) B-247	Fully Compliant	
(R) B-248	Fully Compliant	
(O) B-249	Not Compliant	The EAGLE does not support this measurement in its daily maintenance (P_MTCD) measurements schedule.
(O) B-250	Not Compliant	The EAGLE does not support this measurement in its daily maintenance (P_MTCD) measurements schedule.
(O) B-251	Not Compliant	The EAGLE does not support this measurement in its daily maintenance (P_MTCD) measurements schedule.

Table A-12 (Cont.) Appendix B. Standard Data Collection Schedules

Telcordia Requirement	Level of Compliance	Comments/Exceptions
(CR) B-252	Not Compliant	The EAGLE does not support this measurement in its daily maintenance (P_MTCD) measurements schedule.
(CR) B-253	Not Compliant	The EAGLE does not support this measurement in its daily maintenance (P_MTCD) measurements schedule.
(CR) B-254	Not Compliant	The EAGLE does not support this measurement in its daily maintenance (P_MTCD) measurements schedule.
(CR) B-255	Not Compliant	The EAGLE does not support this measurement in its daily maintenance (P_MTCD) measurements schedule.
(R) B-256	Not Compliant	The EAGLE does not support this measurement in its daily maintenance (P_MTCD) measurements schedule.
(R) B-257	Not Compliant	The EAGLE does not support this measurement in its daily maintenance (P_MTCD) measurements schedule.
(R) B-258	Not Compliant	The EAGLE does not support this measurement in its daily maintenance (P_MTCD) measurements schedule.
(R) B-259	Not Compliant	The EAGLE does not support this measurement in its daily maintenance (P_MTCD) measurements schedule.
(O) B-260	Not Compliant	The EAGLE does not support this measurement in its daily maintenance (P_MTCD) measurements schedule.
(O) B-261	Not Compliant	The EAGLE does not support this measurement in its daily maintenance (P_MTCD) measurements schedule.
(CR) B-262	Not Compliant	The EAGLE does not support this measurement in its daily maintenance (P_MTCD) measurements schedule.
(CR) B-263	Not Compliant	The EAGLE 5 ISS does not support this measurement in its daily maintenance (P_MTCD) measurements schedule.
(CR) B-264	Not Compliant	The EAGLE does not support this measurement in its daily maintenance (P_MTCD) measurements schedule.
(CR) B-265	Not Compliant	The EAGLE does not support this measurement in its daily maintenance (P_MTCD) measurements schedule.
(R) B-266	Fully Compliant	
(R) B-267	Not Compliant	The EAGLE does not support this measurement in its daily maintenance (P_MTCD) measurements schedule.
(O) B-268	Not Applicable	This objective does not apply to the EAGLE because SCCP ISNI message routing is a SEAS post-7.0 feature.
(R) B-269	Not Applicable	This requirement does not apply to the EAGLE because SCCP ISNI message routing is a SEAS post-7.0 feature.
(R) B-270	Not Applicable	This requirement does not apply to the EAGLE because SCCP ISNI message routing is a SEAS post-7.0 feature.
(R) B-271	Not Applicable	This requirement does not apply to the EAGLE because SCCP ISNI message routing is a SEAS post-7.0 feature.
(R) B-272	Not Applicable	This requirement does not apply to the EAGLE because SCCP ISNI message routing is a SEAS post-7.0 feature.
(R) B-273	Not Applicable	This requirement does not apply to the EAGLE because SCCP ISNI message routing is a SEAS post-7.0 feature.

Table A-12 (Cont.) Appendix B. Standard Data Collection Schedules

Telcordia Requirement	Level of Compliance	Comments/Exceptions
(R) B-274	Not Applicable	This requirement does not apply to the EAGLE because SCCP ISNI message routing is a SEAS post-7.0 feature.
(R) B-275	Not Applicable	This requirement does not apply to the EAGLE because SCCP ISNI message routing is a SEAS post-7.0 feature.
(R) B-276	Fully Compliant	
(R) B-277	Fully Compliant	
(O) B-278	Fully Compliant	
(R) B-279	Fully Compliant	
(R) B-280	Fully Compliant	
(R) B-281	Fully Compliant	
(R) B-282	Partially Compliant	The value is approximated by dividing the number of octets received by the link speed (in octets/second)
(O) B-283	Not Compliant	The EAGLE does not support this measurement in its daily maintenance (P_MTCD) measurements schedule.
(R) B-284	Not Compliant	The EAGLE does not support this measurement in its daily maintenance (P_MTCD) measurements schedule.
(O) B-285	Fully Compliant	
(O) B-286	Fully Compliant	
(R) B-287	Fully Compliant	
(O) B-288	Fully Compliant	
(O) B-289	Not Compliant	The EAGLE does not support this measurement in its daily maintenance (P_MTCD) measurements schedule.
(R) B-290	Partially Compliant	This value is the number of signaling units received with bad CRC .
(O) 2-291	Not Compliant	The EAGLE does not support this measurement in its daily maintenance (P_MTCD) measurements schedule.
(O) 2-292	Not Compliant	The EAGLE does not support this measurement in its daily maintenance (P_MTCD) measurements schedule.
(R) B-293	Fully Compliant	
(O) B-294	Not Compliant	The EAGLE does not support this measurement in its daily maintenance (P_MTCD) measurements schedule.
(O) B-295	Not Compliant	The EAGLE does not support this measurement in its daily maintenance (P_MTCD) measurements schedule.
(O) B-296	Not Compliant	The EAGLE does not support this measurement in its daily maintenance (P_MTCD) measurements schedule.
(O) B-297	Fully Compliant	
(O) B-298	Fully Compliant	
(O) B-299	Fully Compliant	
(O) B-300	Fully Compliant	
(O) B-301	Fully Compliant	
(O) B-302	Fully Compliant	

Table A-12 (Cont.) Appendix B. Standard Data Collection Schedules

Telcordia Requirement	Level of Compliance	Comments/Exceptions
(O) B-303	Fully Compliant	
(O) B-304	Fully Compliant	
(O) B-305	Fully Compliant	
(R) B-306	Fully Compliant	
(O) B-307	Not Compliant	The EAGLE does not support this measurement in its daily maintenance (P_MTCD) measurements schedule.
(R) B-308	Not Compliant	The EAGLE does not support this measurement in its daily maintenance (P_MTCD) measurements schedule.
(R) B-309	Not Compliant	The EAGLE does not support this measurement in its daily maintenance (P_MTCD) measurements schedule.
(O) B-310	Fully Compliant	
(R) B-311	Fully Compliant	
(R) B-312	Fully Compliant	
(R) B-313	Fully Compliant	
(O) B-314	Fully Compliant	
(O) B-315	Not Compliant	The EAGLE does not support this measurement in its daily maintenance (P_MTCD) measurements schedule.
(O) B-316	Fully Compliant	
(O) B-317	Not Compliant	The EAGLE does not support this measurement in its daily maintenance (P_MTCD) measurements schedule.
(O) B-318	Fully Compliant	
(O) B-319	Not Compliant	The EAGLE does not support this measurement in its daily maintenance (P_MTCD) measurements schedule.
(O) B-320	Fully Compliant	
(O) B-321	Not Compliant	The EAGLE does not support this measurement in its daily maintenance (P_MTCD) measurements schedule.
(O) B-322	Not Compliant	The EAGLE does not support this measurement in its daily maintenance (P_MTCD) measurements schedule.
(O) B-323	Not Compliant	The EAGLE does not support this measurement in its daily maintenance (P_MTCD) measurements schedule.
(O) B-324	Not Compliant	The EAGLE does not support this measurement in its daily maintenance (P_MTCD) measurements schedule.
(O) B-325	Not Compliant	The EAGLE does not support this measurement in its daily maintenance (P_MTCD) measurements schedule.
(O) B-326	Not Compliant	The EAGLE does not support this measurement in its daily maintenance (P_MTCD) measurements schedule.
(O) B-327	Not Compliant	The EAGLE does not support this measurement in its daily maintenance (P_MTCD) measurements schedule.
(O) B-328	Not Compliant	The EAGLE does not support the PROCGRP entity type.
(O) B-329	Not Compliant	The EAGLE does not support the PROCGRP entity type.
(O) B-330	Not Compliant	The EAGLE does not support the PROCGRP entity type.

Table A-12 (Cont.) Appendix B. Standard Data Collection Schedules

Telcordia Requirement	Level of Compliance	Comments/Exceptions
(O) B-331	Not Compliant	The EAGLE does not support the PROC entity type
(O) B-332	Not Compliant	The EAGLE does not support the PROC entity type
(O) B-333	Not Compliant	The EAGLE does not support the PROC entity type
(O) B-334	Not Compliant	The EAGLE does not support the PROC entity type
(O) B-335	Not Compliant	The EAGLE does not support the PROC entity type
(R) B-336	Not Compliant	The EAGLE does not support the PROC entity type
(O) B-337	Not Compliant	The EAGLE does not support the supplier-specific entity types.
(O) B-338	Not Compliant	The EAGLE does not support the supplier-specific entity types.
(O) B-339	Not Compliant	The EAGLE does not support the supplier-specific entity types.
(O) B-340	Not Compliant	The EAGLE does not support the network management on-demand measurements (D_NM) schedule.
(O) B-341	Not Compliant	The EAGLE does not support the network management on-demand measurements (D_NM) schedule.
(O) B-342	Not Compliant	The EAGLE does not support the network management on-demand measurements (D_NM) schedule.
(O) B-343	Not Compliant	The EAGLE 5 ISS does not support the network management on-demand measurements (D_NM) schedule.
(O) B-344	Not Compliant	The EAGLE does not support the hourly maintenance (on-demand) measurements (D_MTCH) schedule.
(O) B-345	Not Compliant	The EAGLE does not support the hourly maintenance (on-demand) measurements (D_MTCH) schedule.
(O) B-346	Not Compliant	The EAGLE does not support the hourly maintenance (on-demand) measurements (D_MTCH) schedule.
(R) B-347	Not Compliant	The EAGLE does not support the hourly maintenance (on-demand) measurements (D_MTCH) schedule.
(R) B-348	Not Compliant	The EAGLE does not support the hourly maintenance (on-demand) measurements (D_MTCH) schedule.
(R) B-349	Not Compliant	The EAGLE does not support the hourly maintenance (on-demand) measurements (D_MTCH) schedule.
(R) B-350	Not Compliant	The EAGLE does not support the hourly maintenance (on-demand) measurements (D_MTCH) schedule.
(R) B-351	Not Compliant	The EAGLE does not support the hourly maintenance (on-demand) measurements (D_MTCH) schedule.
(R) B-352	Not Compliant	The EAGLE does not support the hourly maintenance (on-demand) measurements (D_MTCH) schedule.
(O) B-353	Not Compliant	The EAGLE does not support the hourly maintenance (on-demand) measurements (D_MTCH) schedule.
(CR) B-354	Not Compliant	The EAGLE does not support the hourly maintenance (on-demand) measurements (D_MTCH) schedule.

Table A-12 (Cont.) Appendix B. Standard Data Collection Schedules

Telcordia Requirement	Level of Compliance	Comments/Exceptions
(CR) B-355	Not Compliant	The EAGLE does not support the hourly maintenance (on-demand) measurements (D_MTCH) schedule.
(CR) B-356	Not Compliant	The EAGLE does not support the hourly maintenance (on-demand) measurements (D_MTCH) schedule.
(R) B-357	Not Compliant	The EAGLE does not support the hourly maintenance (on-demand) measurements (D_MTCH) schedule.
(O) B-358	Not Compliant	The EAGLE does not support the hourly maintenance (on-demand) measurements (D_MTCH) schedule.
(O) B-359	Not Compliant	The EAGLE does not support the hourly maintenance (on-demand) measurements (D_MTCH) schedule.
(O) B-360	Not Compliant	The EAGLE does not support the hourly maintenance (on-demand) measurements (D_MTCH) schedule.
(O) B-361	Not Compliant	The EAGLE does not support the hourly maintenance (on-demand) measurements (D_MTCH) schedule.
(O) B-362	Not Compliant	The EAGLE does not support the hourly maintenance (on-demand) measurements (D_MTCH) schedule.
(O) B-363	Not Compliant	The EAGLE does not support the hourly maintenance (on-demand) measurements (D_MTCH) schedule.
(R) B-364	Not Compliant	The EAGLE does not support the hourly maintenance (on-demand) measurements (D_MTCH) schedule.
(R) B-365	Not Compliant	The EAGLE does not support the hourly maintenance (on-demand) measurements (D_MTCH) schedule.
(R) B-366	Not Compliant	The EAGLE does not support the hourly maintenance (on-demand) measurements (D_MTCH) schedule.
(R) B-367	Not Compliant	The EAGLE does not support the hourly maintenance (on-demand) measurements (D_MTCH) schedule.
(O) B-368	Not Compliant	The EAGLE does not support the hourly maintenance (on-demand) measurements (D_MTCH) schedule.
(O) B-369	Not Compliant	The EAGLE does not support the hourly maintenance (on-demand) measurements (D_MTCH) schedule.
(O) B-370	Not Compliant	The EAGLE does not support the hourly maintenance (on-demand) measurements (D_MTCH) schedule.
(O) B-371	Not Compliant	The EAGLE does not support the hourly maintenance (on-demand) measurements (D_MTCH) schedule.
(O) B-372	Not Compliant	The EAGLE 5 ISS does not support the hourly maintenance (on-demand) measurements (D_MTCH) schedule.
(O) B-373	Not Compliant	The EAGLE does not support the hourly maintenance (on-demand) measurements (D_MTCH) schedule.
(O) B-374	Not Compliant	The EAGLE does not support the hourly maintenance (on-demand) measurements (D_MTCH) schedule.
(O) B-375	Not Compliant	The EAGLE does not support the hourly maintenance (on-demand) measurements (D_MTCH) schedule.
(R) B-376	Not Compliant	The EAGLE does not support the hourly maintenance (on-demand) measurements (D_MTCH) schedule.

Table A-12 (Cont.) Appendix B. Standard Data Collection Schedules

Telcordia Requirement	Level of Compliance	Comments/Exceptions
(R) B-377	Not Compliant	The EAGLE does not support the hourly maintenance (on-demand) measurements (D_MTCH) schedule.
(O) B-378	Not Compliant	The EAGLE does not support the hourly maintenance (on-demand) measurements (D_MTCH) schedule.
(O) B-379	Not Compliant	The EAGLE does not support the hourly maintenance (on-demand) measurements (D_MTCH) schedule.
(O) B-380	Not Compliant	The EAGLE does not support the hourly maintenance (on-demand) measurements (D_MTCH) schedule.
(O) B-381	Not Compliant	The EAGLE does not support the maintenance status indicators (on-demand) measurements (D_MTCS) schedule.
(O) B-382	Not Compliant	The EAGLE does not support the maintenance status indicators (on-demand) measurements (D_MTCS) schedule.
(O) B-383	Not Compliant	The EAGLE does not support the maintenance status indicators (on-demand) measurements (D_MTCS) schedule.
(O) B-384	Not Compliant	The EAGLE does not support the maintenance status indicators (on-demand) measurements (D_MTCS) schedule.
(O) B-385	Not Compliant	The EAGLE does not support the maintenance status indicators (on-demand) measurements (D_MTCS) schedule.
(O) B-386	Not Compliant	The EAGLE does not support the maintenance status indicators (on-demand) measurements (D_MTCS) schedule.
(O) B-387	Not Compliant	The EAGLE does not support the maintenance status indicators (on-demand) measurements (D_MTCS) schedule.
(O) B-388	Not Compliant	The EAGLE does not support the maintenance status indicators (on-demand) measurements (D_MTCS) schedule.
(O) B-389	Not Compliant	The EAGLE does not support the maintenance status indicators (on-demand) measurements (D_MTCS) schedule.
(O) B-390	Not Compliant	The EAGLE does not support the maintenance status indicators (on-demand) measurements (D_MTCS) schedule.
(O) B-391	Not Compliant	The EAGLE does not support the maintenance status indicators (on-demand) measurements (D_MTCS) schedule.
(O) B-392	Not Compliant	The EAGLE does not support the maintenance status indicators (on-demand) measurements (D_MTCS) schedule.
(O) B-393	Not Compliant	The EAGLE does not support the maintenance status indicators (on-demand) measurements (D_MTCS) schedule.

Table A-12 (Cont.) Appendix B. Standard Data Collection Schedules

Telcordia Requirement	Level of Compliance	Comments/Exceptions
(R) B-394	Fully Compliant	
(R) B-395	Fully Compliant	
(R) B-396	Fully Compliant	
(R) B-397	Fully Compliant	
(R) B-398	Fully Compliant	
(R) B-399	Fully Compliant	
(R) B-400	Fully Compliant	
(R) B-401	Fully Compliant	
(R) B-402	Fully Compliant	
(O) B-403	Fully Compliant	
(R) B-404	Not Applicable	This requirement does not apply to the EAGLE because GTT (and MTP routing) error surveillance improvements is a SEAS post-7.0 feature.
(R) B-405	Not Applicable	This requirement does not apply to the EAGLE because GTT (and MTP routing) error surveillance improvements is a SEAS post-7.0 feature.
(R) B-406	Fully Compliant	
(R) B-407	Not Applicable	This requirement does not apply to the EAGLE because GTT (and MTP routing) error surveillance improvements is a SEAS post-7.0 feature.
(R) B-408	Not Applicable	This requirement does not apply to the EAGLE because GTT (and MTP routing) error surveillance improvements is a SEAS post-7.0 feature.
(O) B-409	Not Compliant	The EAGLE does not support this measurement in its network management measurements (A_NM) schedule.
(O) B-410	Not Compliant	The EAGLE does not support this measurement in its network management measurements (A_NM) schedule.
(O) B-411	Not Compliant	The EAGLE does not support this measurement in its network management measurements (A_NM) schedule.
(O) B-412	Not Compliant	The EAGLE does not support this measurement in its network management measurements (A_NM) schedule.
(O) B-413	Not Compliant	The EAGLE does not support this measurement in its network management measurements (A_NM) schedule.
(O) B-414	Not Compliant	The EAGLE does not support this measurement in its network management measurements (A_NM) schedule.
(O) B-415	Not Compliant	The EAGLE does not support this measurement in its network management measurements (A_NM) schedule.
(O) B-416	Not Compliant	The EAGLE does not support this measurement in its network management measurements (A_NM) schedule.
(O) B-417	Not Compliant	The EAGLE does not support this measurement in its network management measurements (A_NM) schedule.
(O) B-418	Not Compliant	The EAGLE does not support this measurement in its network management measurements (A_NM) schedule.

Table A-12 (Cont.) Appendix B. Standard Data Collection Schedules

Telcordia Requirement	Level of Compliance	Comments/Exceptions
(O) B-419	Not Compliant	The EAGLE does not support this measurement in its network management measurements (A_NM) schedule.
(O) B-420	Not Compliant	The EAGLE does not support this measurement in its network management measurements (A_NM) schedule.
(R) B-421	Not Compliant	The EAGLE does not support this measurement in its network management measurements (A_NM) schedule.
(R) B-422	Not Compliant	The EAGLE does not support this measurement in its network management measurements (A_NM) schedule.
(O) B-423	Not Applicable	This objective does not apply to the EAGLE because SCCP ISNI message routing is a SEAS post-7.0 feature.
(R) B-424	Not Applicable	This requirement does not apply to the EAGLE because SCCP ISNI message routing is a SEAS post-7.0 feature.
(O) B-425	Not Applicable	This objective does not apply to the EAGLE because SCCP ISNI message routing is a SEAS post-7.0 feature.
(O) B-426	Not Applicable	This objective does not apply to the EAGLE because SCCP ISNI message routing is a SEAS post-7.0 feature.
(O) B-427	Not Applicable	This objective does not apply to the EAGLE because SCCP ISNI message routing is a SEAS post-7.0 feature.
(R) B-428	Fully Compliant	
(R) B-429	Fully Compliant	
(R) B-430	Fully Compliant	
(R) B-431	Fully Compliant	
(R) B-432	Fully Compliant	
(R) B-433	Fully Compliant	
(R) B-434	Fully Compliant	
(R) B-435	Fully Compliant	
(R) B-436	Fully Compliant	
(R) B-437	Fully Compliant	
(R) B-438	Fully Compliant	
(R) B-439	Fully Compliant	
(R) B-440	Fully Compliant	
(R) B-441	Not Compliant	The EAGLE does not support the PROC entity type.
(R) B-442	Not Compliant	The EAGLE does not support the PROC entity type.
(R) B-443	Not Compliant	The EAGLE does not support the PROC entity type.

A.3 SEAS-STP Gateway Function Interface Specification, GR-778-CORE, Issue 1, November 1994

Table A-13 Section 3. Recent Change and Verify Gateway Messages

Telcordia Requirement	Level of Compliance	Comments/Exceptions
(R) 3-1	Partially Compliant	The EAGLE 5 ISS does not support the parameters for delayed activation, the link set group identifier parameter, the remarks parameter, nor the supplier-specific parameter block. Also, the EAGLE 5 ISS does not support new input validations, because this is a SEAS post-7.0 feature.
(R) 3-2	Partially Compliant	The EAGLE 5 ISS does not support the parameters for delayed activation. Also, the EAGLE 5 ISS does not support new input validations, because this is a SEAS post-7.0 feature.
(R) 3-3	Partially Compliant	The EAGLE 5 ISS does not support the parameters for delayed activation, the new link set group identifier parameter, the new remarks parameter, nor the new supplier-specific parameter block. also, the EAGLE 5 ISS does not support new input validations, because this is a SEAS post-7.0 feature.
(R) 3-4	Partially Compliant	The EAGLE 5 ISS does not support ranges the parameters for delayed activation, the remarks parameter, nor the supplier-specific parameter block. Also, the EAGLE 5 ISS does not support rejection message suppression on a per screen basis and new input validations, because these are SEAS post-7.0 features.
(R) 3-5	Partially Compliant	The EAGLE 5 ISS does not support deleting all OPCs for a screening reference (the value *** for the NC and NCM parameters), nor the parameters for delayed activation. Also, the EAGLE 5 ISS does not support rejection message suppression on a per screen basis and new input validations, because these are SEAS post-7.0 features.
(R) 3-6	Partially Compliant	The EAGLE 5 ISS does not support changing all OPCs for a screening reference (the value *** for the NC and NCM parameters), the parameters for delayed activation, the new remarks parameter, nor the new supplier-specific parameter block. Also, the EAGLE 5 ISS does not support rejection message suppression on a per screen basis and new input validations, because these are SEAS post-7.0 features.
(R) 3-7	Partially Compliant	The EAGLE 5 ISS does not support the parameters for delayed activation, the remarks parameter, nor the supplier-specific parameter block. Also, the EAGLE 5 ISS does not support ISUP message type screening, rejection message suppression on a per screen basis, and new input validations, because these are SEAS post-7.0 features.

Table A-13 (Cont.) Section 3. Recent Change and Verify Gateway Messages

Telcordia Requirement	Level of Compliance	Comments/Exceptions
(R) 3-8	Partially Compliant	The EAGLE 5 ISS does not support deleting all DPCs for a screening reference (the value *** for the NC and NCM parameters), nor the parameters for delayed activation. Also, the EAGLE 5 ISS does not support rejection message suppression on a per screen basis and new input validations, because these are SEAS post-7.0 features.
(R) 3-9	Partially Compliant	The EAGLE 5 ISS does not support changing all DPCs for a screening reference (the value *** for the current NC and current NCM parameters), the parameters for delayed activation, the new remarks parameter, nor the new supplier-specific parameter block. Also, the EAGLE 5 ISS does not support ISUP message type screening, rejection message suppression on a per screen basis, and new input validations, because these are SEAS post-7.0 features.
(R) 3-10	Partially Compliant	The EAGLE 5 ISS does not support the parameters for delayed activation, the remarks parameter, nor the supplier-specific parameter block. Also, the EAGLE 5 ISS does not support new input validations, because this is a SEAS post-7.0 feature.
(R) 3-11	Partially Compliant	The EAGLE 5 ISS does not support deleting all blocked OPCs for a screening reference (the value *** for the NC and NCM parameters), nor the parameters for delayed activation. Also, the EAGLE 5 ISS does not support new input validations, because this is a SEAS post-7.0 feature.
(R) 3-12	Partially Compliant	The EAGLE 5 ISS does not support changing all blocked OPCs for a screening reference (the value *** for the current NC and current NCM parameters), the parameters for delayed activation, the new remarks parameter, nor the new supplier-specific parameter block. Also, the EAGLE 5 ISS does not support new input validations, because this is a SEAS post-7.0 feature.
(R) 3-13	Partially Compliant	The EAGLE 5 ISS does not support the parameters for delayed activation, the remarks parameter, nor the supplier-specific parameter block. Also, the EAGLE 5 ISS does not support ISUP message type screening and new input validations, because these are SEAS post-7.0 features.
(R) 3-14	Partially Compliant	The EAGLE 5 ISS does not support deleting all blocked DPCs for a screening reference (the value *** for the NC and NCM parameters), nor the parameters for delayed activation. Also, the EAGLE 5 ISS does not support ISUP message type screening and new input validations, because these are SEAS post-7.0 features.
(R) 3-15	Partially Compliant	The EAGLE 5 ISS does not support changing all blocked DPCs for a screening reference (the value *** for the current NC and current NCM parameters), the parameters for delayed activation, the new remarks parameter, nor the new supplier-specific parameter block. Also, the EAGLE 5 ISS does not support new input validations, because this is a SEAS post-7.0 feature.

Table A-13 (Cont.) Section 3. Recent Change and Verify Gateway Messages

Telcordia Requirement	Level of Compliance	Comments/Exceptions
(R) 3-16	Partially Compliant	<p>The EAGLE 5 ISS does not support ranges for the service indicator and network indicator parameters, the parameters for delayed activation, the remarks parameter, nor the supplier-specific parameter block. Also, the EAGLE 5 ISS does not support ISUP message type screening, rejection message suppression on a per screen basis, and new input validations, because these are SEAS post-7.0 features.</p>
(R) 3-17	Partially Compliant	<p>The EAGLE 5 ISS does not support deleting all SIOs for a screening reference (the '**' value for the network indicator and message priority parameters), ranges for the service indicator (SI) and network indicator (NIC) parameters, the parameters for delayed activation, nor the message priority parameter. Also, the EAGLE 5 ISS does not support ISUP message type screening, rejection message suppression on a per screen basis, and new input validations, because these are SEAS post-7.0 features.</p>
(R) 3-18	Partially Compliant	<p>The EAGLE 5 ISS does not support changing all SIOs for a screening reference (the value '**' for the current network indicator and current message priority parameters), ranges for the current service indicator, new service indicator, current network indicator or new network indicator parameters, the parameters for delayed activation, the new remarks parameter, nor the new supplier-specific parameter block. Also, the EAGLE 5 ISS does not support rejection message suppression on a per screen basis and new input validations, because these are SEAS post-7.0 features.</p>
(R) 3-19	Partially Compliant	<p>The EAGLE 5 ISS does not support ranges for the subsystem number parameter, the parameters for delayed activation, the link set group identifier parameter, the remarks parameter, nor the supplier-specific parameter block. Also, the EAGLE 5 ISS does not support SCCP message type screening and rejection message suppression on a per screen basis, because these are SEAS post-7.0 features.</p>
(R) 3-20	Partially Compliant	<p>The EAGLE 5 ISS does not support deleting all CGPAs for a screening reference (the value '**' for the NC, NCM, and routing indicator parameters), ranges for the subsystem number parameter, the parameters for delayed activation, nor the link set group identifier parameter. Also, the EAGLE 5 ISS does not support SCCP message type screening and rejection message suppression on a per screen basis, because these are SEAS post-7.0 features.</p>

Table A-13 (Cont.) Section 3. Recent Change and Verify Gateway Messages

Telcordia Requirement	Level of Compliance	Comments/Exceptions
(R) 3-21	Partially Compliant	<p>The EAGLE 5 ISS does not support changing all CGPAs for a screening reference (the value ‘***’ for the current NC, current NCM, and current routing indicator parameters), ranges for the current subsystem number and new subsystem number parameters, the parameters for delayed activation, the link set group identifier parameter, the new link set identifier parameter, the new remarks parameter, nor the new supplier-specific parameter block. Also, the EAGLE 5 ISS does not support SCCP message type screening and rejection message suppression on a per screen basis, because these are SEAS post-7.0 features.</p>
(R) 3-22	Partially Compliant	<p>The EAGLE 5 ISS does not support ranges for the subsystem number parameter, the parameters for delayed activation, the remarks parameter, nor the supplier-specific parameter block. Also, the EAGLE 5 ISS does not support rejection message suppression on a per screen basis, because this is a SEAS post-7.0 feature.</p>
(R) 3-23	Partially Compliant	<p>The EAGLE 5 ISS does not support deleting all CDPAs for a screening reference (the value ‘***’ for the NC, NCM, and SCMG format identifier parameters), ranges for the subsystem number parameter, nor the parameters for delayed activation. Also, the EAGLE 5 ISS does not support rejection message suppression on a per screen basis, because this is a SEAS post-7.0 feature.</p>
(R) 3-24	Partially Compliant	<p>The EAGLE 5 ISS does not support changing all CDPAs for a screening reference (the value ‘***’ for the current NC, current NCM, and current SCMG format identifier parameters), ranges for the current subsystem number and new subsystem number parameters, the parameters for delayed activation, the new remarks parameter, nor the new supplier-specific parameter block. Also, the EAGLE 5 ISS does not support rejection message suppression on a per screen basis, because this is a SEAS post-7.0 feature.</p>
(R) 3-25	Partially Compliant	<p>The EAGLE 5 ISS does not support the parameters for delayed activation, the remarks parameter, nor the supplier-specific parameter block. Also, the EAGLE 5 ISS does not support rejection message suppression on a per screen basis and new input validations, because these are SEAS post-7.0 features.</p>
(R) 3-26	Partially Compliant	<p>The EAGLE 5 ISS does not support the parameters for delayed activation. Also, the EAGLE 5 ISS does not support rejection message suppression on a per screen basis and new input validations, because these are SEAS post-7.0 features.</p>
(R) 3-27	Partially Compliant	<p>The EAGLE 5 ISS does not support the parameters for delayed activation, the new remarks parameter, nor the new supplier-specific parameter block. Also, the EAGLE 5 ISS does not support rejection message suppression on a per screen basis and new input validations, because these are SEAS post-7.0 features.</p>

Table A-13 (Cont.) Section 3. Recent Change and Verify Gateway Messages

Telcordia Requirement	Level of Compliance	Comments/Exceptions
(R) 3-28	Partially Compliant	The EAGLE 5 ISS does not support the parameters for delayed activation, the remarks parameter, nor the supplier-specific parameter block. Also, the EAGLE 5 ISS does not support rejection message suppression on a per screen basis and new input validations, as these are SEAS post-7.0 features.
(R) 3-29	Partially Compliant	The EAGLE 5 ISS does not support deleting all DESTFLDs for a screening reference (the value "***" for the NC and NCM parameters), nor the parameters for delayed activation. Also, the EAGLE 5 ISS does not support rejection message suppression on a per screen basis and new input validations, as these are SEAS post-7.0 features.
(R) 3-30	Partially Compliant	The EAGLE 5 ISS does not support changing all DESTFLDs for a screening reference (the value "***" for the current NC and current NCM parameters), the parameters for delayed activation, the new remarks parameter, nor the new supplier-specific parameter block. Also, the EAGLE 5 ISS does not support rejection message suppression on a per screen basis and new input validations, as these are SEAS post-7.0 features.
(R) 3-31	Partially Compliant	The EAGLE 5 ISS does not support ranges for the subsystem number parameter, the parameters for delayed activation, the remarks parameter, nor the supplier-specific parameter block. Also, the EAGLE 5 ISS does not support rejection message suppression on a per screen basis and new input validations, as these are SEAS post-7.0 features
(R) 3-32	Partially Compliant	The EAGLE 5 ISS does not support deleting all AFTPCs for a screening reference (the value "***" for the NC, NCM, and subsystem number parameters), ranges for the subsystem number parameter, nor the parameters for delayed activation. Also, the EAGLE 5 ISS does not support rejection message suppression on a per screen basis and new input validations, as these are SEAS post-7.0 features.
(R) 3-33	Partially Compliant	The EAGLE 5 ISS does not support changing all AFTPCs for a screening reference (the value "***" for the current NC, current NCM, and current subsystem number parameters), ranges for the current subsystem number and new subsystem number parameters, the parameters for delayed activation, the new remarks parameter, nor the new supplier-specific parameter block. Also, the EAGLE 5 ISS does not support rejection message suppression on a per screen basis and new input validations, as these are SEAS post-7.0 features.
(R) 3-34	Partially Compliant	The EAGLE 5 ISS does not support the parameters for delayed activation, the New Remarks parameter, nor the New Supplier-Specific Parameter block. Also, the EAGLE 5 ISS does not support Rejection Message Suppression on a per screen basis and New Input Validations as these are SEAS post-7.0 feature.

Table A-13 (Cont.) Section 3. Recent Change and Verify Gateway Messages

Telcordia Requirement	Level of Compliance	Comments/Exceptions
(R) 3-35	Partially Compliant	The EAGLE 5 ISS does not support deleting all ISUP Message types for a screening reference (the null value for the ISUP parameter), the parameters for delayed activation, the New Remarks parameter, nor the New Supplier-Specific Parameter block. Also, the EAGLE 5 ISS does not support Rejection Message Suppression on a per screen basis and New Input Validations as these are SEAS post-7.0 feature.
(R) 3-36	Partially Compliant	The EAGLE 5 ISS does not support changing all ISUP Message Types for a screening reference (the null value for the ISUP and NISUP parameters), the parameters for delayed activation, the new remarks parameter, nor the new supplier-specific parameter block. Also, the EAGLE 5 ISS does not support rejection message suppression on a per screen basis and new input validations, as these are SEAS post-7.0 features.
(CR) 3-37	Not Applicable	This conditional requirement does not apply to the EAGLE 5 ISS because translation type mapping is a SEAS deferred feature.
(CR) 3-38	Not Applicable	This conditional requirement does not apply to the EAGLE 5 ISS because translation type mapping is a SEAS deferred feature.
(CR) 3-39	Not Applicable	This conditional requirement does not apply to the EAGLE 5 ISS because translation type mapping is a SEAS deferred feature.
(CR) 3-40	Not Applicable	This conditional requirement does not apply to the EAGLE 5 ISS because translation type mapping is a SEAS deferred feature.
(R) 3-41	Fully Compliant	The EAGLE 5 ISS does not support new input validations, as this is a SEAS post-7.0 feature.
(R) 3-42	Fully Compliant	The EAGLE 5 ISS does not support rejection message suppression on a per screen basis and new input validations, because these are SEAS post-7.0 features.
(R) 3-43	Fully Compliant	The EAGLE 5 ISS does not support ISUP message type screening, rejection message suppression on a per screen basis, and new input validations, because these are SEAS post-7.0 features.
(R) 3-44	Fully Compliant	The EAGLE 5 ISS does not support new input validations, because this is a SEAS post-7.0 feature.
(R) 3-45	Fully Compliant	The EAGLE 5 ISS does not support ISUP message type screening and new input validations, because these are SEAS post-7.0 features.
(R) 3-46	Partially Compliant	The EAGLE 5 ISS does not support ranges for the service indicator and network indicator parameters. Also, the EAGLE 5 ISS does not support ISUP message type screening, rejection message suppression on a per screen basis, and new input validations, as these are SEAS post-7.0 features

Table A-13 (Cont.) Section 3. Recent Change and Verify Gateway Messages

Telcordia Requirement	Level of Compliance	Comments/Exceptions
(R) 3-47	Partially Compliant	The EAGLE 5 ISS does not support ranges for the subsystem number parameter, nor does it support the link set identifier parameter. also, the EAGLE 5 ISS does not support SCCP message type screening and rejection message suppression on a per screen basis, as these are SEAS post-7.0 features.
(R) 3-48	Partially Compliant	The EAGLE 5 ISS does not support ranges for the subsystem number parameter. Also, the EAGLE 5 ISS does not support rejection message suppression on a per screen basis, as this is a SEAS post-7.0 feature.
(R) 3-49	Fully Compliant	The EAGLE 5 ISS does not support rejection message suppression on a per screen basis and new input validations, because these are SEAS post-7.0 features.
(R) 3-50	Fully Compliant	The EAGLE 5 ISS does not support rejection message suppression on a per screen basis and new input validations, as these are SEAS post-7.0 features.
(R) 3-51	Partially Compliant	The EAGLE 5 ISS does not support ranges for the subsystem number parameter. Also, the EAGLE 5 ISS does not support rejection message suppression on a per screen basis and new input validations, because these are SEAS post-7.0 features.
(R) 3-52	Fully Compliant	The EAGLE 5 ISS does not support rejection message suppression on a per screen basis and new input validations, as these are SEAS post-7.0 features.
(R) 3-53	Partially Compliant	This requirement does not apply to the EAGLE 5 ISS because translation type mapping is a SEAS deferred feature.
(R) 3-54	Partially Compliant	The EAGLE 5 ISS does not support translation type mapping, because this is a SEAS deferred feature.
(R) 3-55	Not Applicable	This requirement does not apply to the EAGLE 5 ISS because new screening errors is a SEAS post-7.0 feature.
(R) 3-56	Not Applicable	This requirement does not apply to the EAGLE 5 ISS because new screening errors is a SEAS post-7.0 feature.
(R) 3-57	Not Applicable	This requirement does not apply to the EAGLE 5 ISS because new screening errors is a SEAS post-7.0 feature.
(R) 3-58	Not Applicable	This requirement does not apply to the EAGLE 5 ISS because new screening errors is a SEAS post-7.0 feature.
(R) 3-59	Not Applicable	This requirement does not apply to the EAGLE 5 ISS because new screening errors is a SEAS post-7.0 feature.
(R) 3-60	Not Applicable	This requirement does not apply to the EAGLE 5 ISS because new screening errors is a SEAS post-7.0 feature.
(R) 3-61	Not Applicable	This requirement does not apply to the EAGLE 5 ISS because new screening errors is a SEAS post-7.0 feature.
(R) 3-62	Not Applicable	This requirement does not apply to the EAGLE 5 ISS because new screening errors is a SEAS post-7.0 feature.

Table A-13 (Cont.) Section 3. Recent Change and Verify Gateway Messages

Telcordia Requirement	Level of Compliance	Comments/Exceptions
(R) 3-63	Not Applicable	This requirement does not apply to the EAGLE 5 ISS because new screening errors is a SEAS post-7.0 feature.
(R) 3-64	Not Applicable	This requirement does not apply to the EAGLE 5 ISS because new screening errors is a SEAS post-7.0 feature.
(R) 3-65	Not Applicable	This requirement does not apply to the EAGLE 5 ISS because new screening errors is a SEAS post-7.0 feature.
(R) 3-66	Not Applicable	This requirement does not apply to the EAGLE 5 ISS because new screening errors is a SEAS post-7.0 feature.
(R) 3-67	Not Applicable	This requirement does not apply to the EAGLE 5 ISS because new screening errors is a SEAS post-7.0 feature.
(R) 3-68	Not Applicable	This requirement does not apply to the EAGLE 5 ISS because new screening errors is a SEAS post-7.0 feature.
(R) 3-69	Not Applicable	This requirement does not apply to the EAGLE 5 ISS because new screening errors is a SEAS post-7.0 feature.

Table A-14 Section 4. Gateway On-Occurrence Autonomous Messages

Telcordia Requirement	Level of Compliance	Comments/Exceptions
(R) 4-1	Fully Compliant	
(R) 4-2	Partially Compliant	The EAGLE 5 ISS currently only supports the "GTWYLS" value for the entity set name parameter. The EAGLE 5 ISS does not support ISUP message type screening, SS7 message inclusion in rejection message, and additional fields that support PCS applications, as these are SEAS post-7.0 features.
(R) 4-3	Not Compliant	The EAGLE 5 ISS does not currently support the REPT-SCREERR message.

Table A-15 Section 5. Gateway Application Control Messages

Telcordia Requirement	Level of Compliance	Comments/Exceptions
(R) 5-1	Not Compliant	The EAGLE 5 ISS does not support the INH-COLL command.
(R) 5-2	Not Compliant	The EAGLE 5 ISS does not support the ALW-COLL command.
(R) 5-3	Partially Compliant	The new values are set and used immediately. The current (possibly in-use) values are replaced.
(R) 5-4	Partially Compliant	New values are set and used immediately. The current (possibly in-use) values are replaced. The EAGLE 5 ISS does not support the SS7 message inclusion indicator parameter as this is a SEAS post-7.0 feature

Table A-15 (Cont.) Section 5. Gateway Application Control Messages

Telcordia Requirement	Level of Compliance	Comments/Exceptions
(R) 5-5	Not Compliant	The EAGLE 5 ISS does not currently support the SET-SCREERR-PRMTRS message.
(R) 5-6	Fully Compliant	
(R) 5-7	Fully Compliant	
(R) 5-8	Not Applicable	This requirement does not apply to the EAGLE 5 ISS because new input validations is a SEAS post-7.0 feature.
(R) 5-9	Not Applicable	This requirement does not apply to the EAGLE 5 ISS because new input validations is a SEAS post-7.0 feature.
(R) 5-10	Not Applicable	This requirement does not apply to the EAGLE 5 ISS because new input validations is a SEAS post-7.0 feature.
(R) 5-11	Not Applicable	This requirement does not apply to the EAGLE 5 ISS because new input validations is a SEAS post-7.0 feature.

Table A-16 Section 6. STP Gateway Data Collection

Telcordia Requirement	Level of Compliance	Comments/Exceptions
(R) 6-1	Partially Compliant	See Table A-3 . The P_GTWY measurements schedule is being supported with the limitation that only the STP , ORIGNI , ORIGNINC , LNKSET , LSDESTNI and LSORIGNI entity types are supported. The ALL and ACTIVE values for the period parameter to the SEND-DEM-MEAS and SEND-SCH-MEAS is not supported for this schedule. Furthermore, the number of entities is limited to the given value for the following (new) entity types: ORIGNI = 60 ORIGNINC = 800 LSDESTNI = 3000 (and limited to 60 per linkset) LSORIGNI = 1000 (and limited to 60 per linkset)
(R) 6-2	Partially Compliant	
(O) 6-3	Not Applicable	This objective does not apply to the EAGLE 5 ISS because the gateway STP detailed rejection (P_GWREJ) measurement schedule is a SEAS deferred feature.
(R) 6-4	Not Compliant	The EAGLE 5 ISS does not currently support the gateway daily maintenance (P_GMTCD) measurement schedule.
(R) 6-5	Not Compliant	The EAGLE 5 ISS does not currently support the gateway hourly maintenance (P_GMTCH) measurement schedule.

Table A-16 (Cont.) Section 6. STP Gateway Data Collection

Telcordia Requirement	Level of Compliance	Comments/Exceptions
(R) 6-6	Partially Compliant	<p>The EAGLE 5 ISS does not currently support per originating network identifier, per translation type (ORIGNITT), per originating network identifier, per originating network cluster, per translation type (ONIONCTT), per link set, per originating network identifier, per destination point code, per service identifier (LSONDPSI), per link set, per originating network identifier, per affected destination field (LSONDEST), per link set, per originating network identifier, per calling party address PC and SSN, per translation type (LSONCGTT), per link set, per originating network identifier per calling party address PC and SSN, per DPC and called party address SSN (LSONCGCD), and per link set, per originating network identifier, measured entity types. Also, the EAGLE 5 ISS does not support the per ISUP message type (LSONISMT) measured entity type, because this is a SEAS post-7.0 feature.</p> <p>Note: The ORIGNINC entities will only exist for NI - NC combinations whose network indicator is in the range from 1 to 5 (inclusive).</p>
(CR) 6-7	Not Applicable	<p>This conditional requirement does not apply to the EAGLE 5 ISS because translation type mapping is a SEAS deferred feature.</p>
(O) 6-8	Fully Compliant	
(R) 6-9	Fully Compliant	
(R) 6-10	Partially Compliant	See Table A-3
(O) 6-11	Not Compliant	<p>The EAGLE 5 ISS does not currently report the particular field that failed in a gateway message.</p>
(R) 6-12	Partially Compliant	<p>The EAGLE 5 ISS does not currently support service (P_SERV) and gateway daily maintenance (P_GMTCD) measurement schedules.</p>

Table A-16 (Cont.) Section 6. STP Gateway Data Collection

Telcordia Requirement	Level of Compliance	Comments/Exceptions
(R) 6-13	Partially Compliant	<p>The EAGLE 5 ISS does not currently support service (P_SERV), gateway daily maintenance (P_GMTCD), and gateway hourly maintenance (P_GMTCH) measurement schedules, as well as per buffer group (BFRGRP), per buffer (BUFFR), per processor group (PROCGRP), per processor (PROC), per originating network identifier (ORIGNI), per originating network identifier, per originating network cluster (ORIGNINC), per originating network identifier, per translation type (ORIGNITT), per originating network identifier, per originating network cluster, per translation type (ONIONCTT), per link set, per link set, per originating network identifier, per destination point code, per service identifier (LSONDPSI), per link set, per originating network identifier, per affected destination field (LSONDEST), per link set, per originating network identifier, per calling party address PC and SSN, per translation type (LSONCGTT), per link set, per originating network identifier per calling party address PC and SSN, per DPC and called party address SSN (LSONCGCD), and per link set, per originating network identifier, measured entity types. The EAGLE 5 ISS does not support the per link set, per translation type (LSTT) and the per translation type (TT) measured entity types, as those are SEAS deferred features. Also, the EAGLE 5 ISS does not support per ISUP message type (LSONISMT) measured entity type, as this is a SEAS post-7.0 feature.</p> <p>Note: "ACTIVE" period measurements are not supported for schedule P_GTWY.</p>
(R) 6-14	Partially Compliant	<p>The EAGLE 5 ISS does not currently support the service (P_SERV), and gateway daily maintenance (P_GMTCD) measurement schedules.</p>
(R) 6-15	Not Applicable	<p>This requirement does not apply to the EAGLE 5 ISS because gateway STP detailed rejection measurements is a SEAS deferred feature.</p>

Table A-17 Section 8. Performance and Capacity Requirements

Telcordia Requirement	Level of Compliance	Comments/Exceptions
(R) 8-1	Partially Compliant	Completion responses to commands that contain large amounts of data could take greater than 60 seconds.
(R) 8-2	Partially Compliant	The error response on input TMC=SG99 will take much longer than 60 seconds.
(R) 8-3	Partially Compliant	Error responses on execution to commands that contain large amounts of data could take greater than 60 seconds.
(R) 8-4	Fully Compliant	
(R) 8-5	Not Compliant	The EAGLE 5 ISS does not currently support the INH-COLL or ALW-COLL application control commands.

Table A-17 (Cont.) Section 8. Performance and Capacity Requirements

Telcordia Requirement	Level of Compliance	Comments/Exceptions
(R) 8-6	Not Compliant	The EAGLE 5 ISS does not currently support the <code>INH-COLL</code> or <code>ALW-COLL</code> application control commands.
(R) 8-7	Fully Compliant	The EAGLE 5 ISS does not support the gateway STP detailed rejection (<code>P_GWREJ</code>) measurement schedule, because this is a SEAS deferred feature.
(R) 8-8	Not Compliant	The EAGLE 5 ISS does not currently support the gateway daily maintenance (<code>P_GMTCD</code>) measurement schedule.
(R) 8-9	Not Compliant	The EAGLE 5 ISS does not currently support the gateway hourly maintenance (<code>P_GMTCH</code>) measurement schedule.
(R) 8-10	Fully Compliant	
(R) 8-11	Not Compliant	The EAGLE 5 ISS does not currently support the <code>REPT-SCRERR</code> message.
(R) 8-12	Fully Compliant	
(R) 8-13	Not Compliant	The EAGLE 5 ISS does not support storage of autonomous messages for retransmission.
(R) 8-14	Not Compliant	The EAGLE 5 ISS does not support storage of autonomous messages for retransmission.
(R) 8-15	Not Compliant	The EAGLE 5 ISS does not support storage of autonomous messages for retransmission.
(R) 8-16	Not Compliant	The EAGLE 5 ISS does not support storage of autonomous messages for retransmission.

Table A-18 Appendix B. Gateway Measurement Definitions and Standard Register Labels

Telcordia Requirement	Level of Compliance	Comments/Exceptions
(O) B-1	Fully Compliant	
(O) B-2	Fully Compliant	
(O) B-3	Not Compliant	The EAGLE 5 ISS does not support this measurement in its STP gateway administration measurements (<code>P_GTWY</code>) schedule.
(O) B-4	Fully Compliant	
(O) B-5	Fully Compliant	
(O) B-6	Fully Compliant	
(O) B-7	Fully Compliant	
(O) B-8	Fully Compliant	
(O) B-9	Fully Compliant	
(O) B-10	Fully Compliant	
(O) B-11	Fully Compliant	
(O) B-12	Fully Compliant	

Table A-18 (Cont.) Appendix B. Gateway Measurement Definitions and Standard Register Labels

Telcordia Requirement	Level of Compliance	Comments/Exceptions
(O) B-13	Fully Compliant	
(O) B-14	Fully Compliant	
(O) B-15	Fully Compliant	
(O) B-16	Fully Compliant	
(O) B-17	Fully Compliant	
(O) B-18	Fully Compliant	
(CR) B-19	Fully Compliant	
(R) B-20	Not Compliant	The EAGLE 5 ISS does not support this measurement in its STP gateway administration measurements (P_GTWY) schedule.
(R) B-21	Fully Compliant	
(O) B-22	Fully Compliant	
(O) B-23	Fully Compliant	
(O) B-24	Fully Compliant	
(R) B-25	Not Compliant	The EAGLE 5 ISS does not support this measurement in its STP gateway administration measurements (P_GTWY) schedule.
(R) B-26	Fully Compliant	
(O) B-27	Fully Compliant	
(O) B-28	Fully Compliant	
(O) B-29	Fully Compliant	
(O) B-30	Not Compliant	The EAGLE 5 ISS does not support this measurement in its STP gateway administration measurements (P_GTWY) schedule.
(R) B-31	Not Compliant	The EAGLE 5 ISS does not support the ORIGNITT entity type.
(R) B-32	Not Compliant	The EAGLE 5 ISS does not support the ORIGNITT entity type.
(O) B-33	Not Compliant	The EAGLE 5 ISS does not support the ORIGNITT entity type.
(R) B-34	Not Compliant	The EAGLE 5 ISS does not support the ONIONCTT entity type.
(R) B-35	Not Compliant	The EAGLE 5 ISS does not support the ONIONCTT entity type.
(O) B-36	Not Compliant	The EAGLE 5 ISS does not support the ONIONCTT entity type.
(R) B-37	Fully Compliant	
(R) B-38	Fully Compliant	
(R) B-39	Fully Compliant	
(R) B-40	Fully Compliant	

Table A-18 (Cont.) Appendix B. Gateway Measurement Definitions and Standard Register Labels

Telcordia Requirement	Level of Compliance	Comments/Exceptions
(R) B-41	Fully Compliant	
(R) B-42	Fully Compliant	
(R) B-43	Fully Compliant	
(R) B-44	Fully Compliant	
(R) B-45	Fully Compliant	
(R) B-46	Fully Compliant	
(R) B-47	Fully Compliant	
(R) B-48	Fully Compliant	
(R) B-49	Fully Compliant	
(R) B-50	Fully Compliant	
(R) B-51	Fully Compliant	
(R) B-52	Fully Compliant	
(R) B-53	Fully Compliant	
(R) B-54	Fully Compliant	
(O) B-55	Not Compliant	The EAGLE 5 ISS does not support this measurement in its STP gateway administration measurements (P_GTWY) schedule.
(R) B-56	Fully Compliant	
(R) B-57	Fully Compliant	
(R) B-58	Fully Compliant	
(R) B-59	Fully Compliant	
(R) B-60	Fully Compliant	
(O) B-61	Not Compliant	The EAGLE 5 ISS does not support this measurement in its STP gateway administration measurements (P_GTWY) schedule.
(R) B-62	Fully Compliant	
(R) B-63	Fully Compliant	
(R) B-64	Fully Compliant	
(R) B-65	Fully Compliant	
(R) B-66	Fully Compliant	
(R) B-67	Fully Compliant	
(R) B-68	Fully Compliant	
(R) B-69	Fully Compliant	
(R) B-70	Fully Compliant	
(R) B-71	Fully Compliant	
(R) B-72	Fully Compliant	
(O) B-73	Fully Compliant	
(O) B-74	Fully Compliant	

Table A-18 (Cont.) Appendix B. Gateway Measurement Definitions and Standard Register Labels

Telcordia Requirement	Level of Compliance	Comments/Exceptions
(O) B-75	Fully Compliant	
(O) B-76	Fully Compliant	
(O) B-77	Fully Compliant	
(O) B-78	Fully Compliant	
(O) B-79	Fully Compliant	
(O) B-80	Not Compliant	The EAGLE 5 ISS does not support this measurement in its STP gateway administration measurements (P_GTWY) schedule.
(CR) B-81	Not Applicable	This conditional requirement does not apply to the EAGLE 5 ISS because translation type mapping is a SEAS deferred feature.
(CR) B-82	Not Applicable	This conditional requirement does not apply to the EAGLE 5 ISS because translation type mapping is a SEAS deferred feature.
(O) B-83	Not Applicable	This objective does not apply to the EAGLE 5 ISS because translation type mapping is a SEAS deferred feature.
(CR) B-84	Not Applicable	This conditional requirement does not apply to the EAGLE 5 ISS because translation type mapping is a SEAS deferred feature.
(O) B-85	Not Applicable	This objective does not apply to the EAGLE 5 ISS because translation type mapping is a SEAS deferred feature.
(R) B-86	Fully Compliant	
(O) B-87	Not Applicable	Not Implemented.
(R) B-88	Not Applicable	This requirement does not apply to the EAGLE 5 ISS because the gateway STP detailed rejection (P_GWREJ) measurement schedule is a SEAS deferred feature.
(O) B-89	Not Applicable	This objective does not apply to the EAGLE 5 ISS because the gateway STP detailed rejection (P_GWREJ) measurement schedule is a SEAS deferred feature.
(R) B-90	Not Applicable	This requirement does not apply to the EAGLE 5 ISS because the gateway STP detailed rejection (P_GWREJ) measurement schedule is a SEAS deferred feature.
(R) B-91	Not Applicable	This requirement does not apply to the EAGLE 5 ISS because the gateway STP detailed rejection (P_GWREJ) measurement schedule is a SEAS deferred feature.
(O) B-92	Not Applicable	This objective does not apply to the EAGLE 5 ISS because the gateway STP detailed rejection (P_GWREJ) measurement schedule is a SEAS deferred feature.

Table A-18 (Cont.) Appendix B. Gateway Measurement Definitions and Standard Register Labels

Telcordia Requirement	Level of Compliance	Comments/Exceptions
(R) B-93	Not Applicable	This requirement does not apply to the EAGLE 5 ISS because the gateway STP detailed rejection (P_GWREJ) measurement schedule is a SEAS deferred feature.
(O) B-94	Not Applicable	This objective does not apply to the EAGLE 5 ISS because the gateway STP detailed rejection (P_GWREJ) measurement schedule is a SEAS deferred feature.
(R) B-95	Not Applicable	This requirement does not apply to the EAGLE 5 ISS because the gateway STP detailed rejection (P_GWREJ) measurement schedule is a SEAS deferred feature.
(R) B-96	Not Applicable	This requirement does not apply to the EAGLE 5 ISS because the gateway STP detailed rejection (P_GWREJ) measurement schedule is a SEAS deferred feature.
(O) B-97	Not Applicable	This objective does not apply to the EAGLE 5 ISS because the gateway STP detailed rejection (P_GWREJ) measurement schedule is a SEAS deferred feature.
(R) B-98	Not Compliant	The EAGLE 5 ISS does not support the STP gateway daily maintenance measurements (P_GMTCD) schedule.
(O) B-99	Not Compliant	The EAGLE 5 ISS does not support the STP gateway daily maintenance measurements (P_GMTCD) schedule.
(CR) B-100	Not Compliant	The EAGLE 5 ISS does not support the STP gateway daily maintenance measurements (P_GMTCD) schedule.
(O) B-101	Not Compliant	The EAGLE 5 ISS does not support the STP gateway daily maintenance measurements (P_GMTCD) schedule.
(CR) B-102	Not Compliant	The EAGLE 5 ISS does not support the STP gateway daily maintenance measurements (P_GMTCD) schedule.
(CR) B-103	Not Compliant	The EAGLE 5 ISS does not support the STP gateway daily maintenance measurements (P_GMTCD) schedule.
(O) B-104	Not Compliant	The EAGLE 5 ISS does not support the STP gateway daily maintenance measurements (P_GMTCD) schedule.
(R) B-105	Not Compliant	The EAGLE 5 ISS does not support the STP gateway daily maintenance measurements (P_GMTCD) schedule.
(O) B-106	Not Compliant	The EAGLE 5 ISS does not support the STP gateway daily maintenance measurements (P_GMTCD) schedule.

B

SEAS Installation

B.1 General Description

B.1.1 Background

EAGLE SSH library is replaced to support the latest approved cryptographic algorithms according to OSSA guidelines.

To support above change in algorithms on STP side, new `seas_forwarder` script is implemented. The `Seas_forwarder` script folder should be placed in the machine where CCS-MR runs. The scope of this document is limited to `seas_forwarder` script which will run on the CCS-MR machine. The commands and the sample outputs of commands are shown throughout the document for user reference.

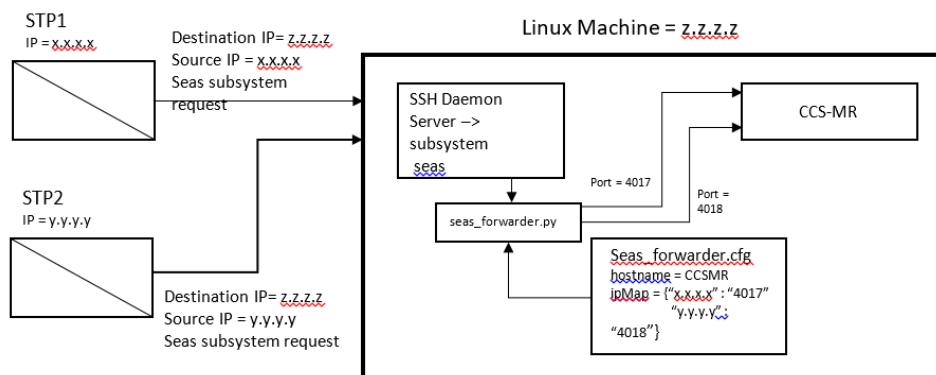
B.1.2 Detailed Description

Most Linux machines have Secure Shell Daemon application (SSH daemon or `sshd`) process which starts when the system boots. It is a server process that listens for connections from clients on port 22. However, it is not always installed by default. You can try `ssh localhost` to test if it is running. If it responds with something like Connection refused, then it is not running. You need to install “openssh-server” before proceeding to any of the steps below.

`Seas_forwarder` script is based on the concept of subsystem request. Linux machine has “seas” subsystem configured in the `sshd_config` file, the details of which are present in the [Installation](#) . The mapping of each STP IPSM IP and port number is listed in the `seas_forwarder.cfg` file.

When seas terminal is allowed from the STP side, it sends “seas” subsystem request to the machine configured. The IP, on which seas subsystem request is sent, can be verified from the command `rtrv-seas-config`. After receiving this request on the Linux machine, the SSH server daemon starts `seas_forwarder.py` script in the background. Now, IPSM IP is extracted from this subsystem request and is matched from the `ipMap` parameter of the `seas_forwarder.cfg` file. The connection request to the CCSMR is made from the matched port number and the hostname which is configured in the `seas_forwarder.cfg` file. [Figure B-1](#) explains this.

Figure B-1 Overview of SEAS Subsystem Request



B.2 Pre-Installation

1. In `seas_forwarder.cfg` file, the format of IP and port mapping (`ipMap` parameter) should be maintained in json. The new IP and port number added should be comma separated. Refer to [Sample seas_forwarder.cfg file](#) for example.
2. In `seas_forwarder.cfg` file, STP IP address and port number should be correct i.e.; it should be the one on which CCSMR is listening or the connection will not be successful.
3. The user who is receiving subsystem request should have all the permissions (read, write and execute) for the `seas_forwarder.py` file subdirectory. User can use `chmod` command to grant permission to the user.
4. To identify which user will receive the subsystem request, check `rtrv-seas-config` command on STP. Login will show the user name. In the example below, we can see that login name is `tklcuser`, so `tklcuser` will receive the subsystem request on the Linux machine.

```

rtrv-seas-config
Command entered at terminal #3.
;
tklc1131103 21-01-19 15:17:00 EST EAGLE 47.0.0.0-78.33.0
SEAS OVER IP CONFIGURATION

SEASCLLI      AUTHMODE
-----
TKLC1131103   Password
CONN         TERM  IPADDR                PORT  LOGIN                HNAME
-----
IPMR1        17    10.75.136.216        1700  tklcuser
iptooll1804
IPMR2        -----

```

5. Alternatively, you can verify the above point from Linux machine as well. The command `tail -f /var/log/secure` will show the user who will receive request.

```
Feb 18 04:24:43 iptool11804 sshd[19010]: Accepted password for tklcuser  
from 10.75.136.166 port 64127 ssh2
```

6. The user who will receive subsystem request should have read access to file `/var/log/secure`. If not, then grant the permission to this user. Refer to [Grant Permission](#) which explains the steps to grant the permission to a particular user.
7. If STP seas terminal is allowed but STP is not connected to CCS-MR then check whether "seas" subsystem request is received on Linux machine using command mentioned in step 4. User also needs to recheck the IP address and password on the STP side. If no request is received, follow step a and if still request is not received then follow step b.
 - a. On STP side, inhibit and allow the seas terminal.
 - b. After executing 'step a' on STP side, if seas subsystem request is still not seen on the Linux machine, then initialize the IPSM card.

B.3 Installation

The SEAS Forwarder zip file will contain the following files:

- seas_forwarder.py
- seas_forwarder.cfg
- README.txt

1. Create the directory "seas_forwarder". This directory may be placed anywhere you choose.
2. Install all the three files to "<install path>/seas_forwarder/"
3. Open seas_forwarder.cfg and verify/update the following settings for logging.
 - logEnable
 - logLevel
 - syslogdAddress
 - traceLogFileDir
 - traceLogFileName
 - traceLogFileSize
 - traceBackupCount
 - traceLogEnable
4. Open seas_forwarder.cfg and verify/update the following settings for the SEAS Server.
 - hostName
 - ipMap
 - serverTimeout
5. Save the changes to seas_forwarder.cfg.
6. Check the Permissions before proceeding further. Refer to [Grant Permission](#) for this.
7. Add the SEAS subsystem to the SSH daemon:

- Edit the SSH daemon configuration file: "/etc/ssh/sshd_config"
- Add the following line:
Subsystem seas <install path>/seas_forwarder/seas_forwarder.py
- Save and close the file.
- 8. Restart the SSH daemon to allow sshd_config file changes to take effect.
 - From the command line, run:
service sshd restart
 - The service restart will not affect existing SSH sessions.

B.4 Grant Permission

The below steps describe how to give permission to a particular user (like - tklcuser) to read /var/log/secure file.

Commands and sample outputs are shown in for reference.

1. Check whether the user "tklcuser" has the permission to use secure file or not. To do so, login or switch to the user (tklcuser) which receives seas subsystem request.
2. Run the below mentioned command to check whether tklcuser can see the output or not.
cat /var/log/secure | grep Accepted | tail -1
3. If tklcuser user can see the below sample output, then skip below steps. If not, then proceed to the next step.

Feb 18 04:24:43 iptool11804 sshd[19010]: Accepted password for tklcuser from 10.75.136.166 port 64127 ssh2
4. In case "Permission denied" error is encountered, give read permission to tklcuser using below steps. To do so, switch to root user.
su - root
5. Change directory to /var/log/ folder.
cd /var/log
6. Check the permission of "secure" file. Sample output is shown below. It shows that only root user has read and write permissions.
ls -ltr secure

-rw----- 1 root root 45098417 Feb 18 05:07 secure
7. Run the below mentioned command to check whether the machine supports setfacl command or not. If it shows output as below, then you are good to go to next steps. Otherwise, first install acl package on your machine.
which setfacl

/usr/bin/setfacl
8. Run getfacl command to check the permission of secure file. Output is shown below.


```
Getact secure
```

```
# file: secure
# owner: root
# group: root
user::rw-
group:---
mask:---
other:---
```

9. Run `setfacl` (set File ACL) command to give read permission to `tklcuser` to read secure file.

```
setfacl -m u:tklcuser:r secure
```

10. Check the permission of secure file again. "+" symbol will appear after the permission. Also, use `getfacl` command to verify `tklcuser` permission.

```
ls -ltr secure
```

```
-rw-r-----+ 1 root root 45335113 Feb 18 07:23 secure
```

```
getfacl secure
```

```
# file: secure
# owner: root
# group: root
user::rw-
user:tklcuser:r--
group:---
mask:r--
other:---group:---
mask:---
other:---
```

11. Now `tklcuser` has read permission for `/var/log/secure`. Cross verify this by performing steps 1 and 2 again.

B.5 Roll Back Procedure

As steps 1 through 5 of [Installation](#) are preparation work to be able to apply the SEAS Forwarder script, the roll back procedure would be to reverse steps 7 and 8 from [Installation](#).

1. Delete the SEAS subsystem from the SSH daemon:
 - Edit the SSH daemon configuration file: `/etc/ssh/sshd_config`.
 - Delete the following line:
Subsystem seas /<install path>/seas_forwarder/seas_forwarder.py
 - Save and close the file.
2. Restart the SSH daemon to allow `sshd_config` file changes to take effect.
 - From the command line run:

```
service sshd restart
```

- The service restart will not affect existing SSH sessions.

- To remove the permission, use the below mentioned command from root user. Go to folder /var/log and remove permission for secure file.
setfacl -x u:tkluser secure

B.6 Sample seas_forwarder.cfg file

The sample seas_forwarder.cfg file is enabled with trace logs. If you want to disable the logs, set logEnable and traceLogEnable to 0.

```
### Copyright (C) 2022, Oracle and/or its affiliates. All rights reserved. ###
#
# 12/07/2017    Worley        Created
# 18/02/2022    Sureiya       Added ipMap parameter and removed hostPort
[SEAS_Log]
# Valid values: 0 (logging disabled) or 1 (logging enabled)
logEnable = 1
# Valid values: 0 (trace logging disabled) or 1 (enabled)
traceLogEnable = 1
# Valid Levels: TRACE, DEBUG, INFO. Read information about this in
Readme.txt file
logLevel = TRACE
# Device representing the syslogd socket
syslogdAddress = /dev/log
# Destination for TRACE log output
# TRACE log output does not go to syslogd.
# User should have permissions to write in this directory
traceLogFileDir = /tmp/
traceLogFileName = seas_forwarder.log
# Number of old log files to keep
traceBackupCount = 1
# Size, in MBs, of each log file
traceLogFileSize = 50

[SEAS_Server]
#CCSMR machine hostname
hostName = iptool11804
# ipMap should contain STP IP address and port number mapping.
ipMap = {
    "10.75.147.14" : "10005",
    "10.75.146.107" : "10004",
    "10.75.136.216" : "10000"
}
# Timeout in seconds
serverTimeout = 300
```

Figure B-2 SEAS Forwarder Script Flow

