

Oracle® Enterprise Manager Cloud Control Management Repository Views Reference



13c Release 5
F37136-08
March 2024

The Oracle logo, consisting of a solid red square with the word "ORACLE" in white, uppercase, sans-serif font centered within it.

ORACLE®

F37136-08

Copyright © 2015, 2024, Oracle and/or its affiliates.

This software and related documentation are provided under a license agreement containing restrictions on use and disclosure and are protected by intellectual property laws. Except as expressly permitted in your license agreement or allowed by law, you may not use, copy, reproduce, translate, broadcast, modify, license, transmit, distribute, exhibit, perform, publish, or display any part, in any form, or by any means. Reverse engineering, disassembly, or decompilation of this software, unless required by law for interoperability, is prohibited.

The information contained herein is subject to change without notice and is not warranted to be error-free. If you find any errors, please report them to us in writing.

If this is software, software documentation, data (as defined in the Federal Acquisition Regulation), or related documentation that is delivered to the U.S. Government or anyone licensing it on behalf of the U.S. Government, then the following notice is applicable:

U.S. GOVERNMENT END USERS: Oracle programs (including any operating system, integrated software, any programs embedded, installed, or activated on delivered hardware, and modifications of such programs) and Oracle computer documentation or other Oracle data delivered to or accessed by U.S. Government end users are "commercial computer software," "commercial computer software documentation," or "limited rights data" pursuant to the applicable Federal Acquisition Regulation and agency-specific supplemental regulations. As such, the use, reproduction, duplication, release, display, disclosure, modification, preparation of derivative works, and/or adaptation of i) Oracle programs (including any operating system, integrated software, any programs embedded, installed, or activated on delivered hardware, and modifications of such programs), ii) Oracle computer documentation and/or iii) other Oracle data, is subject to the rights and limitations specified in the license contained in the applicable contract. The terms governing the U.S. Government's use of Oracle cloud services are defined by the applicable contract for such services. No other rights are granted to the U.S. Government.

This software or hardware is developed for general use in a variety of information management applications. It is not developed or intended for use in any inherently dangerous applications, including applications that may create a risk of personal injury. If you use this software or hardware in dangerous applications, then you shall be responsible to take all appropriate fail-safe, backup, redundancy, and other measures to ensure its safe use. Oracle Corporation and its affiliates disclaim any liability for any damages caused by use of this software or hardware in dangerous applications.

Oracle®, Java, MySQL, and NetSuite are registered trademarks of Oracle and/or its affiliates. Other names may be trademarks of their respective owners.

Intel and Intel Inside are trademarks or registered trademarks of Intel Corporation. All SPARC trademarks are used under license and are trademarks or registered trademarks of SPARC International, Inc. AMD, Epyc, and the AMD logo are trademarks or registered trademarks of Advanced Micro Devices. UNIX is a registered trademark of The Open Group.

This software or hardware and documentation may provide access to or information about content, products, and services from third parties. Oracle Corporation and its affiliates are not responsible for and expressly disclaim all warranties of any kind with respect to third-party content, products, and services unless otherwise set forth in an applicable agreement between you and Oracle. Oracle Corporation and its affiliates will not be responsible for any loss, costs, or damages incurred due to your access to or use of third-party content, products, or services, except as set forth in an applicable agreement between you and Oracle.

For information about Oracle's commitment to accessibility, visit the Oracle Accessibility Program website at <http://www.oracle.com/pls/topic/lookup?ctx=acc&id=docacc>.

Contents

Preface

Audience	xxiii
Documentation Accessibility	xxiii
Related Documents	xxiii
Conventions	xxiv

1 Introducing Management Repository Views

About Management Repository Views	1-1
Using Management Repository Views	1-1

2 Blackout Views

MGMT\$BLACKOUT_HISTORY	2-1
MGMT\$BLACKOUTS	2-2

3 Chargeback Views

MGMT\$EMCT_CBA_CHARGE_HOURLY	3-1
MGMT\$EMCT_CBA_CHARGE_DAILY	3-2

4 Compliance Views

MGMT\$COMPLIANCE_STANDARD_RULE	4-2
MGMT\$COMPLIANCE_STANDARD	4-3
MGMT\$COMPLIANCE_STANDARD_GROUP	4-5
MGMT\$CS_EVAL_SUMMARY	4-6
MGMT\$COMPOSITE_CS_EVAL_SUMMARY	4-7
MGMT\$CS_RULE_EVAL_SUMMARY	4-9
MGMT\$CS_GROUP_EVAL_SUMMARY	4-11
MGMT\$CS_TARGET_ASSOC	4-11
MGMT\$CSR_CURRENT_VIOLATION	4-12
MGMT\$CSR_VIOLATION_CONTEXT	4-13

MGMT\$EM_RULE_VIOL_CTXT_DEF	4-13
MGMT\$RULE_KEYWORD	4-14
MGMT\$CS_KEYWORD	4-14
MGMT\$CS_GROUP_KEYWORD	4-15
MGMT\$CS_RULE_ATTRS	4-15
MGMT\$CS_HIERARCHY	4-16
MGMT\$CS_RQS_HIERARCHY	4-17
MGMT\$CS_RULEFOLDER	4-18
MGMT\$CSG_HIERARCHY	4-18
MGMT\$CSG_SUBGROUP	4-19
MGMT\$CSR_TARGET_ASSOC	4-19
MGMT\$CSRF_TARGET_ASSOC	4-21
MGMT\$REPO_RULE_CHK_DETAILS	4-22
MGMT\$REPOSITORY_RULE_BIND_VARS	4-22
MGMT\$REPOSITORY_RULE_PARAMS	4-23
MGMT\$CS_TGT_ASSOC_TXF_REQ	4-23
MGMT\$EM_CS_RULE_EVENT_ERROR	4-24
MGMT\$CCC_ALL_OBS_BUNDLES	4-24
MGMT\$CCC_ALL_OBSERVATIONS	4-25
MGMT\$CCC_ALL_VIOLATIONS	4-26
MGMT\$CCC_ALL_AGENT_WARNINGS	4-27
MGMT\$CCC_ALL_WATCHDOG_ALERTS	4-28
MGMT\$COMPLIANT_TARGETS	4-29
MGMT\$COMPLIANCE_SUMMARY	4-29
MGMT\$COMPLIANCE_TREND	4-30
MGMT\$CCC_DIAG_ANALYTICS	4-30
MGMT\$CCC_DIAG_QUEUEBACKLOG	4-31
MGMT\$RULES_EVALUATED_PER_DAY	4-31

5 Configuration Management Views

Custom Configuration Specification Views	5-1
MGMT\$CCS_DATA	5-1
MGMT\$CCS_DATA_SOURCE	5-2
MGMT\$CCS_DATA_VISIBLE	5-3
MGMT\$CCS_DATA	5-4
Database Configuration Views	5-5
MGMT\$DB_TABLESPACES	5-5
MGMT\$DB_DATAFILES	5-6
MGMT\$DB_CONTROLFILES	5-7
MGMT\$DB_DBNINSTANCEINFO	5-8

MGMT\$DB_FEATUREUSAGE	5-9
MGMT\$DB_INIT_PARAMS	5-9
MGMT\$DB_LICENSE	5-10
MGMT\$DB_REDOLOGS	5-11
MGMT\$DB_ROLLBACK_SEGS	5-12
MGMT\$DB_SGA	5-12
MGMT\$DB_TABLESPACES_ALL	5-13
MGMT\$DB_OPTIONS	5-14
Enterprise Configuration Management Views	5-14
MGMT\$ECM_CMP_JOBS	5-14
MGMT\$ECM_CMP_JOB_LAST_RESULTS	5-15
MGMT\$ECM_CMP_RPT_CCS_DS	5-17
MGMT\$ECM_CMP_RPT_CCS_DS_DTLS	5-18
MGMT\$ECM_CMP_RPT_CCS_PD_ALL	5-19
MGMT\$ECM_CMP_RPT_CCS_PD_DIFFS	5-21
MGMT\$ECM_CMP_RPT_CI_DIFFS	5-22
MGMT\$ECM_CMP_VISIBLE_CONFIGS	5-24
MGMT\$ECM_CURRENT_SNAPSHOTS	5-24
MGMT\$ECM_VISIBLE_SNAPSHOTS	5-25
MGMT\$CHANGES_PER_SNAPSHOT	5-26

6 Events Views

MGMT\$INCIDENTS	6-1
MGMT\$INCIDENT_CATEGORY	6-3
MGMT\$INCIDENT_TARGET	6-3
MGMT\$INCIDENT_ANNOTATION	6-3
MGMT\$EVENTS_LATEST	6-4
MGMT\$EVENTS	6-5
MGMT\$EVENT_ANNOTATION	6-6
MGMT\$PROBLEMS	6-7
MGMT\$PROBLEM_ANNOTATION	6-8

7 Hardware Views

Hardware Views	7-1
MGMT\$HW_CPU_DETAILS	7-1
MGMT\$HW_NIC	7-1
MGMT\$HW_NIC_BONDS	7-2
MGMT\$HW_IO_DEVICES	7-3
MGMT\$EM_ECM_HOST_VIRTUAL	7-3

MGMT\$HW_HOSTS_FILE	7-3
Service Tag Views	7-4
MGMT\$SERVICETAG_INSTANCES	7-4
MGMT\$SERVICETAG_REGISTRY	7-4

8 Inventory Views

Inventory Views	8-1
MGMT\$TARGET	8-1
MGMT\$TARGET_TYPE	8-3
MGMT\$TARGET_TYPE_DEF	8-4
MGMT\$TARGET_ASSOCIATIONS	8-5
MGMT\$TARGET_MEMBERS	8-5
MGMT\$TARGET_FLAT_MEMBERS	8-6
MGMT\$TARGET_TYPE_PROPERTIES	8-6
MGMT\$TARGET_PROPERTIES	8-7
Oracle Home Directory Patching Views	8-7
MGMT\$EM_HOMES_PLATFORM	8-7
MGMT\$APPL_PATCH_AND_PATCHSET	8-8
MGMT\$HOMES_AFFECTED	8-8
MGMT\$APPLIED_PATCHES	8-9
MGMT\$APPLIED_PATCHSETS	8-9
Oracle Home Directory Views	8-9
MGMT\$OH_HOME_INFO	8-10
MGMT\$OH_DEP_HOMES	8-11
MGMT\$OH_CRS_NODES	8-11
MGMT\$OH_CLONE_PROPERTIES	8-12
MGMT\$OH_COMPONENT	8-12
MGMT\$OH_COMP_INST_TYPE	8-13
MGMT\$OH_COMP_DEP_RULE	8-13
MGMT\$OH_PATCHSET	8-14
MGMT\$OH_VERSIONED_PATCH	8-14
MGMT\$OH_PATCH	8-15
MGMT\$OH_PATCHED_COMPONENT	8-16
MGMT\$OH_PATCH_FIXED_BUG	8-16
MGMT\$OH_PATCHED_FILE	8-17
MGMT\$OH_FILE	8-17
MGMT\$PA_RECOM_METRIC_SOURCE	8-18
MGMT\$OH_INV_SUMMARY	8-18
MGMT\$OH_INSTALLED_TARGETS	8-19

9 Job Views

MGMT\$CA_TARGETS	9-1
MGMT\$CA_EXECUTIONS	9-1
MGMT\$JOBS	9-4
MGMT\$JOB_TARGETS	9-5
MGMT\$JOB_EXECUTION_HISTORY	9-6
MGMT\$JOB_STEP_HISTORY	9-8
MGMT\$JOB_ANNOTATIONS	9-9
MGMT\$JOB_NOTIFICATION_LOG	9-9
MGMT\$JOB_FINISHED_EXECS	9-10

10 Linux Patching Views

MGMT\$HOSTPATCH_HOSTS	10-1
MGMT\$HOSTPATCH_GROUPS	10-1
MGMT\$HOSTPATCH_GRP_COMPL_HIST	10-2
MGMT\$HOSTPATCH_HOST_COMPL	10-2

11 Management Template Views

MGMT\$TEMPLATES	11-1
MGMT\$TEMPLATE_POLICY_SETTINGS	11-1
MGMT\$TEMPLATE_METRICCOLLECTION	11-3
MGMT\$TEMPLATE_METRIC_SETTINGS	11-3

12 Metric Views

MGMT\$METRIC_CATEGORIES	12-1
MGMT\$METRIC_COLLECTION	12-1
MGMT\$METRIC_ERROR_CURRENT	12-2
MGMT\$METRIC_ERROR_HISTORY	12-3

13 Middleware Management Views

Application Deployment Views	13-1
MGMT\$J2EE_APPLICATION	13-1
MGMT\$J2EEAPP_EJBCOMPONENT	13-2
MGMT\$J2EEAPP_JRFWS	13-2
MGMT\$J2EEAPP_JRFWSOPER	13-3
MGMT\$J2EEAPP_JRFWSPOLICY	13-3
MGMT\$J2EEAPP_JRFWSPORT	13-4

MGMT\$J2EEAPP_WEBAPPCOMPONENT	13-5
MGMT\$J2EEAPP_WSCONFIG	13-6
MGMT\$J2EEAPP_WSPORTCONFIG	13-6
Glassfish Views	13-7
MGMT\$EMAS_GLASSFISH_DOMAIN	13-7
MGMT\$EMAS_GLASSFISH_NODES	13-8
MGMT\$EMAS_GLASSFISH_SERVER	13-8
MGMT\$EMAS_GLASSFISH_SVR_PROP	13-9
MMGMT\$EMAS_GLASSFISH_NW_LSTNR	13-9
MGMT\$EMAS_GLASSFISH_DATASOURCE	13-10
MGMT\$EMAS_GLASSFISH_DS_PROP	13-10
Oracle WebLogic Server Views	13-11
MGMT\$WEBLOGIC_APPLICATIONS	13-12
MGMT\$WEBLOGIC_EJBCOMPONENT	13-12
MGMT\$WEBLOGIC_FILESTORE	13-12
MGMT\$WEBLOGIC_JDBC_DATASOURCE	13-13
MGMT\$WEBLOGIC_JDBC_MULTIDS	13-14
MGMT\$WEBLOGIC_JMS_CONNFACTORY	13-15
MGMT\$WEBLOGIC_JMS_QUEUE	13-15
MGMT\$WEBLOGIC_JMS_SERVER	13-16
MGMT\$WEBLOGIC_JMS_TOPIC	13-16
MGMT\$WEBLOGIC_JOLT_CONNPOOL	13-17
MGMT\$WEBLOGIC_JVMSYS_PROPS	13-18
MGMT\$WEBLOGIC_MACHINE	13-18
MGMT\$WEBLOGIC_NETWORK_CHANNELS	13-19
MGMT\$WEBLOGIC_NODEMANAGER	13-19
MGMT\$WEBLOGIC_RA_CONFIG	13-20
MGMT\$WEBLOGIC_RA_OUTBOUND_CONFIG	13-20
MGMT\$WEBLOGIC_RESOURCE_CONFIG	13-22
MGMT\$WEBLOGIC_SERVER	13-22
MGMT\$WEBLOGIC_STARTSHUT_CLASSES	13-24
MGMT\$WEBLOGIC_VIRTUALHOST	13-24
MGMT\$WEBLOGIC_WEBAPPCOMPONENT	13-25
MGMT\$WEBLOGIC_WORKMANAGER	13-26
MGMT\$WEBLOGIC_WSCONFIG	13-26
MGMT\$WEBLOGIC_WSPORTCONFIG	13-27
Oracle WebLogic Domain Views	13-27
MGMT\$WEBLOGIC_DOMAIN	13-27
MGMT\$WEBLOGIC_OPSSSYS_PROP	13-28
MGMT\$WEBLOGIC_OAM_CONFIG	13-28
Oracle WebLogic Cluster View	13-28

14 Monitoring Views

MGMT\$ALERT_CURRENT	14-1
MGMT\$TARGET_METRIC_SETTINGS	14-3
MGMT\$TARGET_COLLECTIONS	14-6
MGMT\$TEMPLATE_COLLECTIONS	14-6
MGMT\$AVAILABILITY_CURRENT	14-7
MGMT\$AVAILABILITY_HISTORY	14-8
MGMT\$ALERT_HISTORY	14-9
MGMT\$AVAIL_ALERT_HISTORY	14-11
MGMT\$METRIC_DETAILS	14-12
MGMT\$METRIC_CURRENT	14-14
MGMT\$METRIC_HOURLY	14-16
MGMT\$METRIC_DAILY	14-17

15 Operating System Views

MGMT\$OS_SUMMARY	15-1
MGMT\$OS_COMPONENTS	15-2
MGMT\$OS_HW_SUMMARY	15-2
MGMT\$OS_PATCH_SUMMARY	15-3
MGMT\$OS_FS_MOUNT	15-4
MGMT\$OS_KERNEL_PARAMS	15-4
MGMT\$OS_PATCHES	15-5
MGMT\$OS_PROPERTIES	15-5
MGMT\$OS_MODULES	15-6
MGMT\$OS_LIMITS	15-6
MGMT\$OS_INIT_SERVICES	15-6

16 Security Views

MGMT\$ESA_ALL_PRIVS_REPORT	16-2
MGMT\$ESA_ANY_DICT_REPORT	16-2
MGMT\$ESA_ANY_PRIV_REPORT	16-2
MGMT\$ESA_AUDIT_SYSTEM_REPORT	16-3
MGMT\$ESA_BECOME_USER_REPORT	16-3
MGMT\$ESA_CATALOG_REPORT	16-3
MGMT\$ESA_CONN_PRIV_REPORT	16-4
MGMT\$ESA_CREATE_PRIV_REPORT	16-4
MGMT\$ESA_DBA_GROUP_REPORT	16-5

MGMT\$ESA_DBA_ROLE_REPORT	16-5
MGMT\$ESA_DIRECT_PRIV_REPORT	16-5
MGMT\$ESA_EXMPT_ACCESS_REPORT	16-5
MGMT\$ESA_KEY_OBJECTS_REPORT	16-6
MGMT\$ESA_OH_OWNERSHIP_REPORT	16-6
MGMT\$ESA_OH_PERMISSION_REPORT	16-6
MGMT\$ESA_POWER_PRIV_REPORT	16-7
MGMT\$ESA_PUB_PRIV_REPORT	16-7
MGMT\$ESA_SYS_PUB_PKG_REPORT	16-7
MGMT\$ESA_TABSP_OWNERS_REPORT	16-8
MGMT\$ESA_TRC_AUD_PERM_REPORT	16-8
MGMT\$ESA_WITH_ADMIN_REPORT	16-8
MGMT\$ESA_WITH_GRANT_REPORT	16-9
MGMT\$ESM_COLLECTION_LATEST	16-9
MGMT\$ESM_FILE_SYSTEM_LATEST	16-9
MGMT\$ESM_PORTS_LATEST	16-10
MGMT\$ESM_SERVICE_LATEST	16-10
MGMT\$ESM_STACK_LATEST	16-10

17 Storage Reporting Views

MGMT\$STORAGE_REPORT_DATA	17-1
MGMT\$STORAGE_REPORT_KEYS	17-2
MGMT\$STORAGE_REPORT_PATHS	17-2
MGMT\$STORAGE_REPORT_ISSUES	17-3
MGMT\$STORAGE_REPORT_DISK	17-3
MGMT\$STORAGE_REPORT_VOLUME	17-4
MGMT\$STORAGE_REPORT_LOCALFS	17-4
MGMT\$STORAGE_REPORT_NFS	17-5

18 Target Views

MGMT\$AGENTS_MONITORING_TARGETS	18-1
MGMT\$EM_ECM_MOS_PROPERTIES	18-2
MGMT\$EM_ECM_TARGET_FRESHNESS	18-2
MGMT\$MANAGEABLE_ENTITIES	18-2

19 Virtualization Views

MGMT\$VT_VM_CONFIG	19-1
MGMT\$VT_VM_SW_CFG	19-2
MGMT\$VT_VM_VNIC	19-2

MGMT\$VT_VM_VNIC_QOS	19-3
MGMT\$VT_VM_EM_CFG	19-3
MGMT\$VT_VM_VDISKS	19-3
MGMT\$VT_VM_VDISK_QOS	19-4
MGMT\$VT_EXA_CTRL_VSERVER_TAGS	19-4
MGMT\$VT_VSP_CONFIG	19-5
MGMT\$VT_VS_HW_CFG	19-5
MGMT\$VT_VS_HYPERVISOR	19-6
MGMT\$VT_VS_PROCESSORS	19-7
MGMT\$VT_VS_SW_CFG	19-7
MGMT\$VT_VS_ATTRIBUTES	19-8
MGMT\$VT_VS_FS_MOUNTS	19-8
MGMT\$VT_VS_NET_DEVICE	19-9
MGMT\$VT_VS_FILESERVERS	19-9
MGMT\$VT_VS_REPOS	19-10
MGMT\$VT_VS_ABILITIES	19-10
MGMT\$VT_ZONE_CONFIG	19-10

20 Examples

Blackout Views	20-1
How do I return all targets under a blackout?	20-1
How can I view a list of future scheduled blackouts?	20-1
How can I view the number of targets blacked out in the last 30 days?	20-2
Compliance Views	20-2
How do I view a list of all the compliance rules?	20-3
How do I view the monitoring compliance rules only?	20-3
How do I view all the repository compliance rules for a specific author?	20-3
How do I view a list of all the compliance standards?	20-3
How do I view all compliance standards owned by a specific user?	20-3
How do I view a list of all the compliance standard groups?	20-3
How do I view all compliance standard groups in production?	20-3
How do I query results for compliance standards with no included standards?	20-4
How do I obtain the results for compliance standards with included standards?	20-4
How do I obtain the results for compliance standard rules in a compliance standard for a target?	20-4
How do I obtain the results for compliance standard groups?	20-4
How do I obtain association information for compliance standards and targets?	20-5
How do I obtain the violation ID for an active violation of a compliance rule?	20-5
How do I obtain the violation column information?	20-5
How do I access the compliance rule violation context definition-related metadata?	20-6
How do I find all bundles that are in violation?	20-6

How do I find all observations (all states) for all bundles in violation?	20-6
How do I get a list of all the actions that occurred on all targets during a specific time range?	20-6
How do I get a list of all actions that occurred on a single target during a specific time range?	20-7
How do I get a list of all the file changes that occurred on a single target during a specific time range?	20-7
How do I get a list of all unauthorized actions that occurred during a specific time range?	20-7
How do I get a list of all occurrences of sudo?	20-7
Enterprise Configuration Management Views	20-8
How do I view a list of all the Enterprise Configuration Management snapshots visible to the current Enterprise Manager user, including both current and saved snapshots?	20-8
How do I get a list of all current configuration snapshots and limit the access to the snapshots based on the logged in user?	20-8
How do I view the targets involved in a comparison?	20-9
How do I view the latest comparison job results for a first target, second target combination?	20-9
How do I view all the comparison jobs that ran for a first target, second target combination?	20-9
How do I view the number of comparison differences for each configuration item in a comparison?	20-9
How do I view the comparison CCS data source information, such as CCS file name and difference status?	20-9
How do I view comparison CCS data source detail information?	20-10
How do I retrieve the comparison CCS data?	20-10
How do I get a list of all the CCS data sources or collected CCS files visible to the current Enterprise Manager user?	20-10
How do I get a list of the current CCS data sources or collected CCS files visible to current Enterprise Manager user?	20-10
How do I view the CCS-parsed data visible to the current Enterprise Manager user?	20-10
How do I view the current CCS-parsed data?	20-10
Hardware Views	20-11
How do I create a derived associations rule which establishes associations between a host and an Oracle VM Guest target on which it is deployed?	20-11
Inventory Views	20-11
How do I get the number of targets for a metric?	20-12
How do I get the number of Management Agents for a version?	20-12
How do I get a list of all the Agent-side targets?	20-12
How do I get a list of the secure and unsecure Management Agents for each operating system?	20-13
How do I get a list of the Management Agents with the most discovered targets of a given target type?	20-13
How do I get a list of all the Management Agent-side targets that are discovered today?	20-13
How do I get the number of broken targets for each host?	20-13

How do I get the number of discovered systems for each operating system?	20-14
How do I get the maximum number of targets of the same type that are discovered on a single system?	20-14
How do I get the listener port for each database?	20-14
How do I get the number of databases for each category version?	20-14
How do I get the number of databases for each category version and CPU count?	20-15
How do I get the number of databases for each category version and OS platform?	20-15
How do I find the number of hosts grouped by operating system?	20-15
How do I view a list of targets used in the Oracle Enterprise Manager Cloud Control website definition?	20-15
How do I find the number of targets grouped for each type for the Cloud Control Infrastructure group?	20-16
How do I find the number of Management Agents grouped for each version?	20-16
How do I view a list of all metrics for the Management Agent on the oms.test.com system?	20-16
How do I view a list of all clustered targets in the repository?	20-16
Jobs Views	20-17
How can I view a list of all running repeating jobs?	20-17
How do I view the number of notifications sent for failed jobs for each job owner?	20-17
How do I view a list of all jobs that have the Management Repository itself as a target?	20-17
Management Template Views	20-17
How do I view a list of all public templates?	20-17
Metric Views	20-18
How do I return the current thresholds for the alertlog metric?	20-18
How do I view a list of all metric errors for metrics on Management Agents?	20-18
How do I find the number of UDM metric errors on host targets in the last 30 days?	20-18
Monitoring Views	20-18
How do I get database metrics with outstanding severities?	20-19
How do I get a list of all disabled metrics on Management Agents?	20-19
How do I get the number of down targets?	20-19
How do I get the availability information for the Enterprise Manager website?	20-20
How do I get the number of alertlog severities for the database in the last 24 hours?	20-20
How do I get the current CPU utilization of a host?	20-20
How do I get a list of all the collected user-defined metrics (UDMs)?	20-20
How do I get the first byte response for the Enterprise Manager website at a specific time?	20-21
How do I obtain the average number of connections for a listener for a specific period?	20-21
How do I find the reasons for host outages lasting longer than one day?	20-21
How do I generate a list of all targets currently blacked out?	20-21
How do I view a list of availability state changes made to targets in the repository in the last 30 days?	20-22
How do I find all hosts with more than 90 percent CPU utilization?	20-22

How do I find the minimum and maximum number of sessions for all OMS applications in the last 30 days?	20-22
How do I find the loader throughput of the OMS on the last day?	20-22
How do I find the minimum and maximum number from the last full day for the performance of Oracle Enterprise Manager Cloud Control?	20-23
How do I view a list of all targets with the Response metric disabled?	20-23
How do I view a list of all database or RAC targets that have the tablespace thresholds set to less than 85 for warning and 95 for critical?	20-23
Oracle Home Directory Views	20-23
How do I find information about every Management Agent installation?	20-24
How do I get a list of the installed Management Agent bundle patches?	20-24
How do I get a list of Management Agents that don't have a specific patch installed?	20-24
Operating System Views	20-24
How do I retrieve information from MGMT\$OS_SUMMARY for a specific host from the Management Repository?	20-24

Index

List of Tables

2-1	MGMT\$BLACKOUT_HISTORY	2-1
2-2	MGMT\$BLACKOUTS	2-2
3-1	MGMT\$EMCT_CBA_CHARGE_HOURLY	3-1
3-2	MGMT\$EMCT_CBA_CHARGE_DAILY	3-3
4-1	MGMT\$COMPLIANCE_STANDARD_RULE	4-2
4-2	MGMT\$COMPLIANCE_STANDARD	4-4
4-3	MGMT\$COMPLIANCE_STANDARD_GROUP	4-5
4-4	MGMT\$CS_EVAL_SUMMARY	4-6
4-5	MGMT\$COMPOSITE_CS_EVAL_SUMMARY	4-8
4-6	MGMT\$CS_RULE_EVAL_SUMMARY	4-10
4-7	MGMT\$CS_GROUP_EVAL_SUMMARY	4-11
4-8	MGMT\$CS_TARGET_ASSOC	4-11
4-9	MGMT\$CSR_CURRENT_VIOLATION	4-12
4-10	MGMT\$CSR_VIOLATION_CONTEXT	4-13
4-11	MGMT\$EM_RULE_VIOL_CTXT_DEF	4-13
4-12	MGMT\$RULE_KEYWORD	4-14
4-13	MGMT\$CS_KEYWORD	4-14
4-14	MGMT\$CS_GROUP_KEYWORD	4-15
4-15	MGMT\$CS_RULE_ATTRS	4-15
4-16	MGMT\$CS_HIERARCHY	4-16
4-17	MGMT\$CS_RQS_HIERARCHY	4-17
4-18	MGMT\$CS_RULEFOLDER	4-18
4-19	MGMT\$CSG_HIERARCHY	4-18
4-20	MGMT\$CSG_SUBGROUP	4-19
4-21	MGMT\$CSR_TARGET_ASSOC	4-20
4-22	MGMT\$CSRF_TARGET_ASSOC	4-21
4-23	MGMT\$REPO_RULE_CHK_DETAILS	4-22
4-24	MGMT\$REPOSITORY_RULE_BIND_VARS	4-22
4-25	MGMT\$REPOSITORY_RULE_PARAMS	4-23
4-26	MGMT\$CS_TGT_ASSOC_TXF_REQ	4-23
4-27	MGMT\$EM_CS_RULE_EVENT_ERROR	4-24
4-28	MGMT\$CCC_ALL_OBS_BUNDLES	4-24
4-29	MGMT\$CCC_ALL_OBSERVATIONS	4-25
4-30	MGMT\$CCC_ALL_VIOLATIONS	4-26
4-31	MGMT\$CCC_ALL_AGENT_WARNINGS	4-27

4-32	MGMT\$CCC_ALL_WATCHDOG_ALERTS	4-28
4-33	MGMT\$COMPLIANT_TARGETS	4-29
4-34	MGMT\$COMPLIANCE_SUMMARY	4-29
4-35	MGMT\$COMPLIANCE_TREND	4-30
4-36	MGMT\$CCC_DIAG_ANALYTICS	4-30
4-37	MGMT\$CCC_DIAG_QUEUEBACKLOG	4-31
4-38	MGMT\$RULES_EVALUATED_PER_DAY	4-31
5-1	MGMT\$CCS_DATA	5-1
5-2	MGMT\$CCS_DATA_SOURCE	5-2
5-3	MGMT\$CCS_DATA_VISIBLE	5-3
5-4	MGMT\$CCS_DATA	5-4
5-5	MGMT\$DB_TABLESPACES	5-6
5-6	MGMT\$DB_DATAFILES	5-6
5-7	MGMT\$DB_CONTROLFILES	5-7
5-8	MGMT\$DB_DBNINSTANCEINFO	5-8
5-9	MGMT\$DB_FEATUREUSAGE	5-9
5-10	MGMT\$DB_INIT_PARAMS	5-9
5-11	MGMT\$DB_LICENSE	5-10
5-12	MGMT\$DB_REDOLOGS	5-11
5-13	MGMT\$DB_ROLLBACK_SEGS	5-12
5-14	MGMT\$DB_SGA	5-13
5-15	MGMT\$DB_TABLESPACES_ALL	5-13
5-16	MGMT\$DB_OPTIONS	5-14
5-17	MGMT\$ECM_CMP_JOBS	5-15
5-18	MGMT\$ECM_CMP_JOB_LAST_RESULTS	5-16
5-19	MGMT\$ECM_CMP_RPT_CCS_DS	5-17
5-20	MGMT\$ECM_CMP_RPT_CCS_DS_DTLS	5-18
5-21	MGMT\$ECM_CMP_RPT_CCS_PD_ALL	5-19
5-22	MGMT\$ECM_CMP_RPT_CCS_PD_DIFFS	5-21
5-23	MGMT\$ECM_CMP_RPT_CI_DIFFS	5-23
5-24	MGMT\$ECM_CMP_VISIBLE_CONFIGS	5-24
5-25	MGMT\$ECM_CURRENT_SNAPSHOTS	5-24
5-26	MGMT\$ECM_VISIBLE_SNAPSHOTS	5-25
5-27	MGMT\$CHANGES_PER_SNAPSHOT	5-26
6-1	MGMT\$INCIDENTS	6-1
6-2	GC\$INCIDENT_CATEGORY	6-3
6-3	MGMT\$INCIDENT_TARGET	6-3

6-4	MGMT\$INCIDENT_ANNOTATION	6-4
6-5	MGMT\$EVENTS_LATEST	6-4
6-6	MGMT\$EVENTS	6-5
6-7	MGMT\$EVENT_ANNOTATION	6-6
6-8	MGMT\$PROBLEMS	6-7
6-9	MGMT\$PROBLEM_ANNOTATION	6-8
7-1	MGMT\$HW_CPU_DETAILS	7-1
7-2	MGMT\$HW_NIC	7-2
7-3	MGMT\$HW_NIC_BONDS	7-2
7-4	MGMT\$HW_IO_DEVICES	7-3
7-5	MGMT\$EM_ECM_HOST_VIRTUAL	7-3
7-6	MGMT\$EM_ECM_HOST_VIRTUAL	7-4
7-7	MGMT\$SERVICETAG_INSTANCES	7-4
7-8	MGMT\$SERVICETAG_REGISTRY	7-4
8-1	MGMT\$TARGET	8-1
8-2	MGMT\$TARGET_TYPE	8-3
8-3	MGMT\$TARGET_TYPE_DEF	8-4
8-4	MGMT\$TARGET_ASSOCIATIONS	8-5
8-5	MGMT\$TARGET_MEMBERS	8-5
8-6	MGMT\$TARGET_FLAT_MEMBERS	8-6
8-7	MGMT\$TARGET_TYPE_PROPERTIES	8-6
8-8	MGMT\$TARGET_PROPERTIES	8-7
8-9	MGMT\$EM_HOMES_PLATFORM	8-8
8-10	MGMT\$APPL_PATCH_AND_PATCHSET	8-8
8-11	MGMT\$HOMES_AFFECTED	8-8
8-12	MGMT\$APPLIED_PATCHES	8-9
8-13	MGMT\$APPLIED_PATCHSETS	8-9
8-14	MGMT\$OH_HOME_INFO	8-10
8-15	MGMT\$OH_DEP_HOMES	8-11
8-16	MGMT\$OH_CRS_NODES	8-11
8-17	MGMT\$OH_CLONE_PROPERTIES	8-12
8-18	MGMT\$OH_COMPONENT	8-12
8-19	MGMT\$OH_COMP_INST_TYPE	8-13
8-20	MGMT\$OH_COMP_DEP_RULE	8-13
8-21	MGMT\$OH_PATCHSET	8-14
8-22	MGMT\$OH_VERSIONED_PATCH	8-14
8-23	MGMT\$OH_PATCH	8-15

8-24	MGMT\$OH_PATCHED_COMPONENT	8-16
8-25	MGMT\$OH_PATCH_FIXED_BUG	8-17
8-26	MGMT\$OH_PATCHED_FILE	8-17
8-27	MGMT\$OH_FILE	8-18
8-28	MGMT\$PA_RECOM_METRIC_SOURCE	8-18
8-29	MGMT\$OH_INV_SUMMARY	8-19
8-30	MGMT\$OH_PATCHSET	8-19
9-1	MGMT\$CA_TARGETS	9-1
9-2	MGMT\$CA_EXECUTIONS	9-2
9-3	MGMT\$JOBS	9-4
9-4	MGMT\$JOB_TARGETS	9-5
9-5	MGMT\$JOB_EXECUTION_HISTORY	9-6
9-6	MGMT\$JOB_STEP_HISTORY	9-8
9-7	MGMT\$JOB_ANNOTATIONS	9-9
9-8	MGMT\$JOB_NOTIFICATION_LOG	9-9
10-1	MGMT\$HOSTPATCH_HOSTS	10-1
10-2	MGMT\$HOSTPATCH_GROUPS	10-1
10-3	MGMT\$HOSTPATCH_GRP_COMPL_HIST	10-2
10-4	MGMT\$HOSTPATCH_HOST_COMPL	10-2
11-1	MGMT\$TEMPLATES	11-1
11-2	MGMT\$TEMPLATE_POLICY_SETTINGS	11-1
11-3	MGMT\$TEMPLATE_METRICCOLLECTION	11-3
11-4	MGMT\$TEMPLATE_METRIC_SETTINGS	11-4
12-1	MGMT\$METRIC_CATEGORIES	12-1
12-2	MGMT\$METRIC_COLLECTION	12-1
12-3	MGMT\$METRIC_ERROR_CURRENT	12-3
12-4	METRIC_ERROR_HISTORY	12-3
13-1	MGMT\$J2EE_APPLICATION	13-1
13-2	MGMT\$J2EEAPP_EJBCOMPONENT	13-2
13-3	MGMT\$J2EEAPP_JRFWS	13-2
13-4	MGMT\$J2EEAPP_JRFWSOPER	13-3
13-5	MGMT\$J2EEAPP_JRFWSPOLICY	13-4
13-6	MGMT\$J2EEAPP_JRFWSPORT	13-4
13-7	MGMT\$J2EEAPP_WEBAPPCOMPONENT	13-6
13-8	MGMT\$J2EEAPP_WSCONFIG	13-6
13-9	MGMT\$J2EEAPP_WSPORTCONFIG	13-7
13-10	MGMT\$EMAS_GLASSFISH_DOMAIN	13-7

13-11	MGMT\$EMAS_GLASSFISH_NODES	13-8
13-12	MGMT\$EMAS_GLASSFISH_SERVER	13-8
13-13	MGMT\$EMAS_GLASSFISH_SVR_PROP	13-9
13-14	MGMT\$EMAS_GLASSFISH_NW_LSTNR	13-9
13-15	MGMT\$EMAS_GLASSFISH_DATASOURCE	13-10
13-16	MGMT\$EMAS_GLASSFISH_DATASOURCE	13-11
13-17	MGMT\$WEBLOGIC_APPLICATIONS	13-12
13-18	MGMT\$WEBLOGIC_EJBCOMPONENT	13-12
13-19	MGMT\$WEBLOGIC_FILESTORE	13-13
13-20	MGMT\$WEBLOGIC_JDBC_DATASOURCE	13-13
13-21	MGMT\$WEBLOGIC_JDBC_MULTIDS	13-14
13-22	MGMT\$WEBLOGIC_JMS_CONNFACTORY	13-15
13-23	MGMT\$WEBLOGIC_JMS_QUEUE	13-15
13-24	MGMT\$WEBLOGIC_JMS_SERVER	13-16
13-25	MGMT\$WEBLOGIC_JMS_TOPIC	13-17
13-26	MGMT\$WEBLOGIC_JOLT_CONNPOOL	13-17
13-27	MGMT\$WEBLOGIC_JVMSYS_PROPS	13-18
13-28	MGMT\$WEBLOGIC_MACHINE	13-18
13-29	MGMT\$WEBLOGIC_NETWORK_CHANNELS	13-19
13-30	MGMT\$WEBLOGIC_NODEMANAGER	13-19
13-31	MGMT\$WEBLOGIC_RA_CONFIG	13-20
13-32	MGMT\$WEBLOGIC_RA_OUTBOUND_CONFIG	13-21
13-33	MGMT\$WEBLOGIC_RESOURCE_CONFIG	13-22
13-34	MGMT\$WEBLOGIC_SERVER	13-22
13-35	MGMT\$WEBLOGIC_STARTSHUT_CLASSES	13-24
13-36	MGMT\$WEBLOGIC_VIRTUALHOST	13-25
13-37	MGMT\$WEBLOGIC_WEBAPP_COMPONENT	13-25
13-38	MGMT\$WEBLOGIC_WORKMANAGER	13-26
13-39	MGMT\$WEBLOGIC_WS_CONFIG	13-26
13-40	MGMT\$WEBLOGIC_WS_PORT_CONFIG	13-27
13-41	MGMT\$WEBLOGIC_DOMAIN	13-27
13-42	MGMT\$WEBLOGIC_OPSSSYS_PROP	13-28
13-43	MGMT\$WEBLOGIC_OAM_CONFIG	13-28
13-44	MGMT\$WEBLOGIC_CLUSTER	13-29
14-1	MGMT\$ALERT_CURRENT	14-1
14-2	MGMT\$TARGET_METRIC_SETTINGS	14-3
14-3	MGMT\$TEMPLATE_COLLECTIONs	14-6

14-4	MGMT\$AVAILABILITY_CURRENT	14-7
14-5	MGMT\$AVAILABILITY_HISTORY	14-8
14-6	MGMT\$ALERT_HISTORY	14-9
14-7	MGMT\$AVAIL_ALERT_HISTORY	14-11
14-8	MGMT\$METRIC_DETAILS	14-13
14-9	MGMT\$METRIC_CURRENT	14-14
14-10	MGMT\$METRIC_HOURLY	14-16
14-11	MGMT\$METRIC_DAILY	14-18
15-1	MGMT\$OS_SUMMARY	15-1
15-2	MGMT\$OS_COMPONENTS	15-2
15-3	MGMT\$OS_HW_SUMMARY	15-2
15-4	MGMT\$OS_PATCH_SUMMARY	15-4
15-5	MGMT\$OS_FS_MOUNT	15-4
15-6	MGMT\$OS_KERNEL_PARAMS	15-4
15-7	MGMT\$OS_PATCHES	15-5
15-8	MGMT\$OS_PROPERTIES	15-5
15-9	MGMT\$OS_MODULES	15-6
15-10	MGMT\$OS_LIMITS	15-6
15-11	MGMT\$OS_INIT_SERVICES	15-6
16-1	MGMT\$ESA_ALL_PRIVS_REPORT	16-2
16-2	MGMT\$ESA_ANY_DICT_REPORT	16-2
16-3	MGMT\$ESA_ANY_PRIV_REPORT	16-2
16-4	MGMT\$ESA_AUDIT_SYSTEM_REPORT	16-3
16-5	MGMT\$ESA_BECOME_USER_REPORT	16-3
16-6	MGMT\$ESA_CATALOG_REPORT	16-4
16-7	MGMT\$ESA_CONN_PRIV_REPORT	16-4
16-8	MGMT\$ESA_CREATE_PRIV_REPORT	16-4
16-9	MGMT\$ESA_DBA_GROUP_REPORT	16-5
16-10	MGMT\$ESA_DBA_ROLE_REPORT	16-5
16-11	MGMT\$ESA_DIRECT_PRIV_REPORT	16-5
16-12	MGMT\$ESA_EXMPT_ACCESS_REPORT	16-6
16-13	MGMT\$ESA_KEY_OBJECTS_REPORT	16-6
16-14	MGMT\$ESA_OH_OWNERSHIP_REPORT	16-6
16-15	MGMT\$ESA_OH_PERMISSION_REPORT	16-7
16-16	MGMT\$ESA_POWER_PRIV_REPORT	16-7
16-17	MGMT\$ESA_PUB_PRIV_REPORT	16-7
16-18	MGMT\$ESA_SYS_PUB_PKG_REPORT	16-8

16-19	MGMT\$ESA_TABSP_OWNERS_REPORT	16-8
16-20	MGMT\$ESA_TRC_AUD_PERM_REPORT	16-8
16-21	MGMT\$ESA_WITH_ADMIN_REPORT	16-9
16-22	MGMT\$ESA_WITH_GRANT_REPORT	16-9
16-23	MGMT\$ESM_COLLECTION_LATEST	16-9
16-24	MGMT\$ESM_FILE_SYSTEM_LATEST	16-10
16-25	MGMT\$ESM_PORTS_LATEST	16-10
16-26	MGMT\$ESM_SERVICE_LATEST	16-10
16-27	MGMT\$ESM_STACK_LATEST	16-10
17-1	MGMT\$STORAGE_REPORT_DATA	17-1
17-2	MGMT\$STORAGE_REPORT_KEYS	17-2
17-3	MGMT\$STORAGE_REPORT_PATHS	17-2
17-4	MGMT\$STORAGE_REPORT_ISSUES	17-3
17-5	MGMT\$STORAGE_REPORT_DISK	17-3
17-6	MGMT\$STORAGE_REPORT_VOLUME	17-4
17-7	MGMT\$STORAGE_REPORT_LOCALFS	17-4
17-8	MGMT\$STORAGE_REPORT_NFS	17-5
18-1	MGMT\$AGENTS_MONITORING_TARGETS	18-1
18-2	MGMT\$EM_ECM_MOS_PROPERTIES	18-2
18-3	MGMT\$EM_ECM_TARGET_FRESHNESS	18-2
18-4	MGMT\$MANAGEABLE_ENTITIES	18-3
19-1	MGMT\$VT_VM_CONFIG	19-1
19-2	MGMT\$VT_VM_SW_CFG	19-2
19-3	MGMT\$VT_VM_VNIC	19-3
19-4	MGMT\$VT_VM_VNIC_QOS	19-3
19-5	MGMT\$VT_VM_EM_CFG	19-3
19-6	MGMT\$VT_VM_VDISKS	19-4
19-7	MGMT\$VT_VM_VDISK_QOS	19-4
19-8	MGMT\$VT_EXA_CTRL_VSERVER_TAGS	19-4
19-9	MGMT\$VT_VSP_CONFIG	19-5
19-10	MGMT\$VT_VS_HW_CFG	19-5
19-11	MGMT\$VT_VS_HYPERVISOR	19-6
19-12	MGMT\$VT_VS_PROCESSORS	19-7
19-13	MGMT\$VT_VS_SW_CFG	19-7
19-14	MGMT\$VT_VS_ATTRIBUTES	19-8
19-15	MGMT\$VT_VS_FS_MOUNTS	19-8
19-16	MGMT\$VT_VS_NET_DEVICE	19-9

19-17	MGMT\$VT_VS_FILESERVERS	19-9
19-18	MGMT\$VT_VS_REPOS	19-10
19-19	MGMT\$VT_VS_ABILITIES	19-10
19-20	MGMT\$VT_ZONE_CONFIG	19-10

Preface

This document provides descriptions of the Management Repository views and related examples.



Note:

For the most current version of this document, go to the **Extensibility** page of the Oracle Enterprise Manager Cloud Control Documentation Set and Other Resources set:

<https://docs.oracle.com/en/enterprise-manager/index.html>

Audience

This document is intended for plug-in developers that want to extend Oracle Enterprise Manager to support the ability to manage custom target types or extend the manageability of out-of-box target types.

Documentation Accessibility

For information about Oracle's commitment to accessibility, visit the Oracle Accessibility Program website at <http://www.oracle.com/pls/topic/lookup?ctx=acc&id=docacc>.

Access to Oracle Support

Oracle customers that have purchased support have access to electronic support through My Oracle Support. For information, visit <http://www.oracle.com/pls/topic/lookup?ctx=acc&id=info> or visit <http://www.oracle.com/pls/topic/lookup?ctx=acc&id=trs> if you are hearing impaired.

Related Documents

For more information about Oracle Enterprise Manager and defining metrics, see the following documents:

- *Enterprise Manager Cloud Control Administrator's Guide*
- *Enterprise Manager Oracle Database Plug-in Metric Reference Manual*
- *Enterprise Manager Middleware Plug-in Metric Reference Manual*
- *Enterprise Manager Framework, Host, and Services Metric Reference Manual*

To browse all the Enterprise Manager documentation see: <https://docs.oracle.com/en/enterprise-manager/index.html>

Conventions

The following text conventions are used in this document:

Convention	Meaning
boldface	Boldface type indicates graphical user interface elements associated with an action, or terms defined in text or the glossary.
<i>italic</i>	Italic type indicates book titles, emphasis, or placeholder variables for which you supply particular values.
<code>monospace</code>	Monospace type indicates commands within a paragraph, URLs, code in examples, text that appears on the screen, or text that you enter.

1

Introducing Management Repository Views

This chapter provides an introduction to Management Repository views. It contains the following sections:

- [About Management Repository Views](#)
- [Using Management Repository Views](#)

For examples of how to use views, see [Examples](#) .

About Management Repository Views

The Enterprise Manager Management Repository views provide access to target, metric, and monitoring information stored in the Management Repository. Accessing the Management Repository allows you to perform the following:

- Obtain relevant application-specific information at the right level of granularity and density for a wider variety of users, such as IT staff, executives, and developers.
- Send alerts for metric threshold violations.
- Perform historical analysis or additional computation on stored data.
- Integrate Enterprise Manager alerts seamlessly with user ticketing systems, such as iSupport and Remedy.

While the information in these views is used mainly by the Cloud Control console, it can be used in other ways, such as by programmers building extensibility on top of Enterprise Manager. For example, as a plug-in developer, you might want to extend Enterprise Manager to manage your own, custom-developed targets, or expand on the target types that Oracle provides out-of-the-box. You might want to write your own scripts to query historical data from these views, or build your own custom reports to run from SQL Developer or other products.

To facilitate easy access to information stored in the Management Repository, Enterprise Manager supplies a comprehensive set of views rather than forcing the user to access repository base tables directly. Views buffer custom applications from any underlying changes to the repository schema and ensures up-stream applications will not break when the repository schema changes due to patching or new releases.

Using Management Repository Views

Note:

You must use the views that are documented in this guide and in the Extensibility Development Kit (EDK) only. Any other view that is not documented must not be used and backward compatibility for undocumented views and tables is not guaranteed.

Because the views are simple queries to a database, users can imbed these queries within any application code used to return information for further processing and display in the Enterprise Manager Cloud Control console.

 **Note:**

From Release 13.1 onwards, to make access to the Management Repository more secure, public synonyms are dropped.

As shown in the following View Usage example, the Java code uses Enterprise Manager views to query the Management Repository rather than accessing the repository tables directly. For each of the four time windows, there are four SQL statements with questions marks ('?') as placeholders for the parameters.

 **Note:**

[Examples](#) provides examples of how to use the Management Repository views.

Example: View Usage

```
public static final String hour_stmt =

"SELECT collection_timestamp, value "+
"FROM mgmt$metric_details " +
"WHERE target_type = ? and target_name = ? and metric_name = ? and
metric_column= ? " +
"and collection_timestamp > sysdate - 1/24 " +
"ORDER BY collection_timestamp ";

public static final String day_stmt =

"SELECT rollup_timestamp, average "+
"FROM mgmt$metric_hourly " +
"WHERE target_type = ? and target_name = ? and metric_name = ? and
metric_column= ? " +

"and rollup_timestamp > sysdate - 1 " +
"ORDER BY rollup_timestamp";

public static final String week_stmt =

"SELECT rollup_timestamp, average "+
"FROM mgmt$metric_daily " +
"WHERE target_type = ? and target_name = ? and metric_name = ? and
metric_column= ? " +
"and rollup_timestamp > sysdate - 7 " +
"ORDER BY rollup_timestamp";

public static final String month_stmt =

"SELECT rollup_timestamp, average "+
"FROM mgmt$metric_daily " +
```

```
"WHERE target_type = ? and target_name = ? and metric_name = ? and metric_column= ? " +  
"and rollup_timestamp > sysdate - 31 " +  
"ORDER BY rollup_timestamp";
```

2

Blackout Views

This chapter provides a description of each blackout view and its columns. Blackouts permit you to suspend monitoring on one or more targets in order to perform maintenance operations. It contains the following sections:

- [MGMT\\$BLACKOUT_HISTORY](#)
- [MGMT\\$BLACKOUTS](#)

For examples of how to use views, see [Examples](#) .

MGMT\$BLACKOUT_HISTORY

The MGMT\$BLACKOUT_HISTORY view displays a historical log of changes in the blackout state for a managed target. In addition, the view can be used to generate a list of targets that were in a blackout period for a specific period of time.

Table 2-1 MGMT\$BLACKOUT_HISTORY

Column	Description
BLACKOUT_NAME	The name of the blackout
CREATED_BY	The Enterprise Manager administrator who created the blackout
BLACKOUT_GUID	The unique global identifier (GUID) for the blackout
START_TIME	Start of the blackout period for the managed target
END_TIME	End of the blackout period for the managed target. If the target is currently in a blackout period, the END_TIMESTAMP date will be NULL.
TARGET_NAME	Name of the target where the metric was collected. The target name uniquely identifies a managed target within the Management Repository. The target name typically contains the name of the managed entity that was provided by the system or database administrator.
TARGET_TYPE	Types of targets may include databases, hosts, web servers, applications, or Application Servers. The definer of the collection definition at the Management Agent defines the target type. The target type defines the set of metrics that are collected for a managed target within the Management Repository.

Table 2-1 (Cont.) MGMT\$BLACKOUT_HISTORY

Column	Description
STATUS	Current status of the blackout Status Values: <ul style="list-style-type: none"> • 0: Scheduled • 1: Start Processing • 2: Start Partial • 4: Started • 5: Stop Pending • 6: Stop Failed • 7: Stop Partial • 8: Edit Failed • 9: Edit Partial • 10: Stopped • 11: Ended • 12: Partial Blackout • 13: Modify Pending

Usage Notes

Queries using this view will use an index if they reference the target_name, target_type, start_timestamp, or end_timestamp.

Typically, blackout history information retrieved using this view will be ordered by target_name, target_type, and start_timestamp.

MGMT\$BLACKOUTS

The MGMT\$BLACKOUTS view displays all blackout definition information along with current schedules.

Table 2-2 MGMT\$BLACKOUTS

Column	Description
BLACKOUT_NAME	The name of the blackout
BLACKOUT_GUID	The unique global identifier (GUID) of the blackout
REASON	Purpose of the blackout. Reasons are chosen from a predefined list by the report owner
DESCRIPTION	Detailed information about the blackout

Table 2-2 (Cont.) MGMT\$BLACKOUTS

Column	Description
STATUS	Current status of the blackout Status Values: <ul style="list-style-type: none">• 0: Scheduled• 1: Start Processing• 2: Start Partial• 4: Started• 5: Stop Pending• 6: Stop Failed• 7: Stop Partial• 8: Edit Failed• 9: Edit Partial• 10: Stopped• 11: Ended• 12: Partial Blackout• 13: Modify Pending
CREATED_BY	Administrator who created the blackout. CREATED_BY returns SYSTEM as the blackout owner if the blackout was created using the Enterprise Manager Command Line Interface.
LAST_START_TIME	Last time the blackout successfully started
LAST_END_TIME	Last time the blackout successfully ended
SCHEDULED_TIME	Possible values are: <ul style="list-style-type: none">• 0 - Immediate schedule• 1 - Run once at specified time• 2 - Run on interval• 3 - Run daily• 4 - Run on specified days of the week• 5 - Run on specified days of the month• 6 - Run on specified days of the year
SCHEDULE_START_TIME	Time the blackout is scheduled to start.
SCHEDULE_END_TIME	Time the blackout is scheduled to end
DURATION	Duration of the blackout in minutes

3

Chargeback Views

This chapter provides a description of each chargeback view and its columns. It contains the following sections:

- [MGMT\\$EMCT_CBA_CHARGE_HOURLY](#)
- [MGMT\\$EMCT_CBA_CHARGE_DAILY](#)

For examples of how to use views, see [Examples](#) .

MGMT\$EMCT_CBA_CHARGE_HOURLY

This view provides hour aggregated metering and charge data. The configuration metrics and fixed charge metrics are at day aggregation level.

Table 3-1 MGMT\$EMCT_CBA_CHARGE_HOURLY

Column	Description
CONSUMER_NAME	Represents the internal cost center name to which the currently being charged target was assigned.
CONSUMER_DISPLAY_NAME	Represents the display name of cost center to which the currently being charged target was assigned.
COLLECTION_DATE	Represents the UTC date at which the charge item value was collected.
YEAR	Represents the year to which the collection date belongs.
MONTH_OF_YEAR	Represents the month of the year to which the collection date belongs.
DAY_OF_MONTH	Represents the day of the month to which the collection date belongs.
WEEK_OF_YEAR	Represents the week of the year to which the collection date belongs.
QUARTER_OF_YEAR	Represents the quarter of the year to which the current collection date belongs.
DAY_DATE	Represents the day date to which the current collection date belongs.
HOUR_OF_DAY	Represents the hour within the day to which the current collection date belongs.
TYPE_NAME	Represents the target type display name of the target that is being charged.
TARGET_NAME	Represents the internal name of the target that is being charged.
TARGET_DISPLAY_NAME	Represents display name of the target that is being charged.
HOST_NAME	Represents the host on which the currently being charged target is deployed.
ITEM	Represents the display name of the charge item for the charge being computed.
UNIT	Represents display name of the charge item unit for the charge being computed

Table 3-1 (Cont.) MGMT\$EMCT_CBA_CHARGE_HOURLY

Column	Description
CATEGORY	Represents the charge item category for the charge being computed. Possible values are: <ul style="list-style-type: none"> Instance Service CPU Memory Disk/Storage Network Software Activity Instance Uptime Unclassified
USAGE_VALUE	Represents the usage value of the charge item. This column has a value if the charge item is a "number" data type. If the charge item aggregation type is "sum", then it will represent the sum value of the item within that hour. If the charge item aggregation type is "avg" then it represents the average value within that hour.
STRING_VALUE	Represents the string value of the charge item. This column has a value if the charge item has a "string" data type.
CHARGE_PLAN	Represents the name of the charge plan used to calculate the charge.
CHARGE_PLAN_CONFIG	Represents plan configuration within the charge plan used to calculate the charge.
RATE_TYPE	Represents the rate type of the charge item: <ul style="list-style-type: none"> Config: The charge item that is being charged was charged based on configuration. Usage: The charge item that is being charged was charged based on usage. Flat: The charge item that is being charged based on flat rate
RATE	Represents the charge rate expression defined in the charge plan configuration for the charge item that is being charged. If the charge item that is being charged is of universal item type, then this column represents the factor value with universal item defined rate.
CHARGE	Represents the computed charge value of the charge item that is being charged.
CHARGE_ADJUSTMENT	Represents the applicable charge adjustment value for the charge item that is being charged.
ADJUSTED_CHARGE	Represents the final charge value of the charge item that is being charged, after charge adjustments are taken into consideration.
UPTIME	Represents uptime (Hours) in the day of the target that is being charged. For "metric" items this value is null.

MGMT\$EMCT_CBA_CHARGE_DAILY

This view provides day aggregated charge data

Table 3-2 MGMT\$EMCT_CBA_CHARGE_DAILY

Column	Description
CONSUMER_NAME	Represents the internal cost center name to which the currently being charged target was assigned.
CONSUMER_DISPLAY_NAME	Represents the display name of cost center to which the currently being charged target was assigned.
COLLECTION_DATE	Represents the UTC date at which the charge item value was collected.
YEAR	Represents the year to which the collection date belongs.
MONTH_OF_YEAR	Represents the month of year to which the collection date belongs.
DAY_OF_MONTH	Represents the day of month to which the collection date belongs.
WEEK_OF_YEAR	Represents the week of year to which the collection date belongs.
QUARTER_OF_YEAR	Represents the quarter of year to which the current collection date belongs.
DAY_DATE	Represents the day date to which the current collection date belongs.
TYPE_NAME	Represents the target type display name of the target that is being charged.
TARGET_NAME	Represents the internal name of the target that is being charged.
TARGET_DISPLAY_NAME	Represents display name of the target that is being charged.
HOST_NAME	Represents the host on which the currently being charged target is deployed.
ITEM	Represents the display name of the charge item for the charge being computed in the charge computing target.
UNIT	Represents the display name of the charge item unit for the charge being computed.
CATEGORY	Represents the charge item category for the charge being computed. Possible values are: <ul style="list-style-type: none"> • Instance • Service • CPU • Memory • Disk/Storage • Network • Software • Activity • Instance Uptime • Unclassified
USAGE_VALUE	Represents the usage value of the charge item. This column has a value if the charge item has a "number" data type. If the charge item aggregation type is "sum", then it will represent the sum value of the item within that day. If the charge item aggregation type is "avg" then it represents average value within that day.
STRING_VALUE	Represents the string value of the charge item. This column has a value if the charge item has a "string" data type.
CHARGE_PLAN	Represents the name of the charge plan used to calculate the charge.
CHARGE_PLAN_CONFIG	Represents the plan configuration within the charge plan used to calculate the charge.

Table 3-2 (Cont.) MGMT\$EMCT_CBA_CHARGE_DAILY

Column	Description
RATE_TYPE	Represents the rate type of the charge item: <ul style="list-style-type: none">• Config: The charge item that is being charged was charged based on the "Per Unit" basis.• Usage: The charge item that is being charged was charged based on usage.• Flat: The charge item that is being charged was based on a flat rate.
RATE	Represents charge rate expression defined in the charge plan configuration for the charge item that is being charged. If the charge item that is being charged is of universal item type, then this column represents the factor value with universal item defined rate.
CHARGE	Represents the computed charge value of the charge item that is being charged.
CHARGE_ADJUSTMENT	Represents the applicable charge adjustment value for the charge item that is being charged.
ADJUSTED_CHARGE	Represents final charge value of the charge item that is being charged, after charge adjustments are taken into consideration.
UPTIME	Represents uptime (Hours) in the day of the target that is being charged. For "metric" items this value is null

4

Compliance Views

This chapter provides a description of each compliance view and its columns. Compliance is the conformance to standards, or requirements, or both. Enterprise Manager Compliance Management provides the ability to evaluate the compliance of targets and systems as they relate to business best practices for configuration, security, and storage. This is accomplished by defining, customizing, and managing compliance frameworks, compliance standards, and compliance standard rules. In addition, it provides advice of how to change configuration to bring your targets and systems into compliance.

This chapter contains the following sections:

- [MGMT\\$COMPLIANCE_STANDARD_RULE](#)
- [MGMT\\$COMPLIANCE_STANDARD](#)
- [MGMT\\$COMPLIANCE_STANDARD_GROUP](#)
- [MGMT\\$CS_EVAL_SUMMARY](#)
- [MGMT\\$COMPOSITE_CS_EVAL_SUMMARY](#)
- [MGMT\\$CS_RULE_EVAL_SUMMARY](#)
- [MGMT\\$CS_GROUP_EVAL_SUMMARY](#)
- [MGMT\\$CS_TARGET_ASSOC](#)
- [MGMT\\$CSR_CURRENT_VIOLATION](#)
- [MGMT\\$CSR_VIOLATION_CONTEXT](#)
- [MGMT\\$EM_RULE_VIOL_CTXT_DEF](#)
- [MGMT\\$RULE_KEYWORD](#)
- [MGMT\\$CS_KEYWORD](#)
- [MGMT\\$CS_GROUP_KEYWORD](#)
- [MGMT\\$CS_RULE_ATTRS](#)
- [MGMT\\$CS_HIERARCHY](#)
- [MGMT\\$CS_RQS_HIERARCHY](#)
- [MGMT\\$CS_RULEFOLDER](#)
- [MGMT\\$CSG_HIERARCHY](#)
- [MGMT\\$CSG_SUBGROUP](#)
- [MGMT\\$CSR_TARGET_ASSOC](#)
- [MGMT\\$CSRF_TARGET_ASSOC](#)
- [MGMT\\$REPO_RULE_CHK_DETAILS](#)
- [MGMT\\$REPOSITORY_RULE_BIND_VARS](#)
- [MGMT\\$REPOSITORY_RULE_PARAMS](#)
- [MGMT\\$CS_TGT_ASSOC_TXF_REQ](#)

- MGMT\$EM_CS_RULE_EVENT_ERROR
- MGMT\$CCC_ALL_OBS_BUNDLES
- MGMT\$CCC_ALL_OBSERVATIONS
- MGMT\$CCC_ALL_VIOLATIONS
- MGMT\$CCC_ALL_AGENT_WARNINGS
- MGMT\$CCC_ALL_WATCHDOG_ALERTS
- MGMT\$COMPLIANT_TARGETS
- MGMT\$COMPLIANCE_SUMMARY
- MGMT\$COMPLIANCE_TREND
- MGMT\$RULES_EVALUATED_PER_DAY

For examples of how to use views, see [Examples](#) .

MGMT\$COMPLIANCE_STANDARD_RULE

The MGMT\$COMPLIANCE_STANDARD_RULE view contains the lists of all the compliance standard rules. A compliance standard rule is a test to determine if a configuration data change affects compliance. A compliance standard rule is mapped to one or more compliance standards.

Table 4-1 MGMT\$COMPLIANCE_STANDARD_RULE

Column	Description
RULE_NAME	Display name in English
DESCRIPTION	Description of the rule in English
TARGET_TYPE	Applicable target type of rule
REFERENCE_URL	Not used in this release
RATIONALE	Explains the importance of this rule, and the consequences of noncompliance
FIXTEXT	Explains the steps to bring the target into compliance with respect to this rule
WARNING	Cautionary or caveat note about this rule
RULE_TYPE	Type of rule. Possible values: <ul style="list-style-type: none"> • Repository • Agent • Monitoring
MESSAGE	Message recorded for new violation
CLEAR_MESSAGE	Message recorded for clear violation
SEVERITY	The severity of the rule Possible values: <ul style="list-style-type: none"> • Minor Warning • Warning • Critical

Table 4-1 (Cont.) MGMT\$COMPLIANCE_STANDARD_RULE

Column	Description
LIFECYCLE_STATE	Lifecycle status of the rule Possible values: <ul style="list-style-type: none"> • Development • Production • Draft
AUTHOR	Author of the rule
OWNER	Owner of the rule
IS_SYSTEM	Specifies whether the rule is system defined Possible values <ul style="list-style-type: none"> • False • True
RULE_DNAME_NLSID	NLSID of the rule display name for non-English users
DESCRIPTION_NLSID	NLSID of the rule description for non-English users
RATIONALE_NLSID	NLSID of the rule impact for non-English users
FIXTEXT_NLSID	NLSID of the rule recommendation for non-English users
WARNING_NLSID	NLSID of the rule warning for non-English users
RULE_TYPE_CODE	Code to represent the type of compliance standard rule. Possible values: <ul style="list-style-type: none"> • 1: Repository • 2: Agent • 3: Monitoring
SEVERITY_CODE	Code to represent the severity of the compliance standard rule. Possible values: <ul style="list-style-type: none"> • 18: Minor Warning • 20: Warning • 25: Critical
LIFECYCLE_STATE_CODE	Code to represent the status of the lifecycle of the compliance standard rule. Possible values: <ul style="list-style-type: none"> • 1: Development • 2: Production • 3: Draft
IS_SYSTEM_CODE	Code to represent whether the compliance standard rule is system defined. Possible values: <ul style="list-style-type: none"> • 0: False • 1: True

MGMT\$COMPLIANCE_STANDARD

The MGMT\$COMPLIANCE_STANDARD view contains the lists of all compliance standards. A compliance standard is a collection of checks or rules. It is the Enterprise Manager

representation of a compliance control that must be tested against some set of IT infrastructure to determine if the control is being followed.

Table 4-2 MGMT\$COMPLIANCE_STANDARD

Column	Description
CS_NAME	Display name in English
TARGET_TYPE	Applicable target type of the compliance standard
AUTHOR	Author of the compliance standard
OWNER	Owner of the compliance standard
VERSION	Version of the compliance standard
KEYWORDS	Keywords associated with the compliance standard
LIFECYCLE_STATUS	Lifecycle status of the compliance standard Possible values: <ul style="list-style-type: none"> • Development • Production
AUTO_ENABLE	Specifies whether the compliance standard should be associated with applicable target automatically Possible values: <ul style="list-style-type: none"> • False • True
DESCRIPTION	Description of the compliance standard in English
REFERENCE_URL	Not used in this release
FRONT_MATTER	Introductory text of the compliance standard
REAR_MATTER	Concluding text of the compliance standard
NOTICE	Legal notice or copyright text about compliance standard
IS_SYSTEM	Specifies whether the compliance standard is system defined Possible values: <ul style="list-style-type: none"> • False • True
CS_DNAME_NLSID	NLSID of the standard display name for non-English users
LIFECYCLE_STATE_CODE	Code representing the status of the compliance standard lifecycle. Possible values: <ul style="list-style-type: none"> • 1: Development • 2: Production
AUTO_ENABLE_CODE	Code representing whether the compliance standard should be automatically associated with an applicable target. Possible values: <ul style="list-style-type: none"> • 0: False • 1: True
DESCRIPTION_NLSID	NLSID of the compliance standard description for non-English users
NOTICE_NLSID	NLSID of the legal notice or copyright text about the compliance standard for non-English users

Table 4-2 (Cont.) MGMT\$COMPLIANCE_STANDARD

Column	Description
IS_SYSTEM_CODE	Code representing whether the compliance standard is system defined. Possible values: <ul style="list-style-type: none"> • 0: False • 1: True
CS_TYPE	Type of compliance standard
CS_TYPE_CODE	Code representing the type of compliance standard. Possible values: <ul style="list-style-type: none"> • 1: Repository • 2: WebLogic server signature • 3: Real-time monitoring

MGMT\$COMPLIANCE_STANDARD_GROUP

The MGMT\$COMPLIANCE_STANDARD_GROUP view contains the lists of the compliance standard groups.

Table 4-3 MGMT\$COMPLIANCE_STANDARD_GROUP

Column	Description
CSG_NAME	The display name in English
AUTHOR	Author of the compliance standard group
OWNER	Owner of the compliance standard group
VERSION	The version of the compliance standard group
LIFECYCLE_STATUS	Lifecycle status of the compliance standard group Possible values: <ul style="list-style-type: none"> • Development • Production
DESCRIPTION	Description of the compliance standard group in English
REFERENCE_URL	Not used in this release
FRONT_MATTER	Introductory text of the compliance standard group
REAR_MATTER	Concluding text of the compliance standard group
NOTICE	Legal notice or copyright text about the compliance standard group
IS_SYSTEM	Specifies whether the compliance standard group is system defined Possible values: <ul style="list-style-type: none"> • False • True
CSG_DNAME_NLSID	NLSID of the compliance standard group display name for non-English users

Table 4-3 (Cont.) MGMT\$COMPLIANCE_STANDARD_GROUP

Column	Description
LIFECYCLE_STATE_CODE	Code representing the status of the compliance standard group lifecycle. Possible values: <ul style="list-style-type: none"> • 1: Development • 2: Production
DESCRIPTION_NLSID	NLSID of the compliance standard group description for non-English users
NOTICE_NLSID	NLSID of the legal notice or copyright text about the compliance standard group for non-English users
IS_SYSTEM_CODE	Coderepresenting whether the compliance standard group is system defined. Possible values: <ul style="list-style-type: none"> • 0: False • 1: True

MGMT\$CS_EVAL_SUMMARY

The MGMT\$CS_EVAL_SUMMARY view contains the lists of all the root compliance standard scores.

Table 4-4 MGMT\$CS_EVAL_SUMMARY

Column	Description
CS_GUID	Unique identifier of compliance standard Note: You can obtain this value from the MGMT\$COMPLIANCE_STANDARD view.
TARGET_GUID	Unique identifier of target
CS_NAME	Internal name of the compliance standard
CS_INAME	English display name of the compliance standard
CS_AUTHOR	Author of the compliance standard
CS_VERSION	Version of the compliance standard
TARGET_NAME	Target name
TARGET_TYPE	Target type
COMPLIANT_RULES	Number of compliant rules in the compliance standard hierarchy for that target
CRITICAL_RULES	Number of critical rules in the compliance standard hierarchy for that target
WARN_RULES	Number of warning rules in the compliance standard hierarchy for that target
MWARN_RULES	Number of minor warning rules in the compliance standard hierarchy for that target
NON_COMPLIANT_RULES	Number of noncompliant rules in the compliance standard hierarchy for that target

Table 4-4 (Cont.) MGMT\$CS_EVAL_SUMMARY

Column	Description
ERROR_RULES	Number of error rules in the compliance standard hierarchy for that target
UNKNOWN_RULES	Number of unknown rules in the compliance standard hierarchy for that target
CRIT_VIOLATIONS	Total critical violations raised by compliance standard
WARN_VIOLATIONS	Total warning violations raised by compliance standard
MWARN_VIOLATIONS	Total minor warning violations raised by compliance standard
TOTAL_VIOLATIONS	Total violations raised by compliance standard
COMPLIANCE_SCORE_LEVEL	Specifies the compliance score level Possible values: <ul style="list-style-type: none"> Compliant Critical Warning
LAST_EVALUATION_DATE	Last score evaluation date
COMPLIANCE_SCORE	Compliance score of standard
IS_SCORE_VALID	Specifies whether the compliance score is valid.
CS_TYPE	The type of compliance standard Possible values: <ul style="list-style-type: none"> Repository WebLogic Server Signature Real-time Monitoring
CS_DNAME_NLSID	NLSID of the standard display name for non-English users
COMPLIANCE_SCORE_LEVEL_CODE	Represents compliance score level Possible values: <ul style="list-style-type: none"> 0: Compliant 1: Critical 2: Warning
IS_SCORE_VALID_CODE	Represents whether the compliance score is valid Possible values: <ul style="list-style-type: none"> 0: False 1: True
CS_TYPE_CODE	Represents the type of compliance standard Possible values: <ul style="list-style-type: none"> 1: Repository 2: WebLogic Server Signature 3: Real-time monitoring

MGMT\$COMPOSITE_CS_EVAL_SUMMARY

The MGMT\$COMPOSITE_CS_EVAL_SUMMARY view contains the list of all the compliance standard scores. Each row in the MGMT\$COMPOSITE_CS_EVAL_SUMMARY view represents the results for a top level compliance standard or top level target, and an included compliance standard or member target.

When you include a compliance standard within another top level compliance standard, the included standard must be of the same target type as the top level compliance standard. If the top level compliance standard is a composite target type, then the included standard can be one of the member target types of the composite target type.



Note:

A root compliance standard is associated to a root target (of composite target type). Compliance standards are associated to member targets of the same applicable target type and target filter criteria.

Table 4-5 MGMT\$COMPOSITE_CS_EVAL_SUMMARY

Column	Description
ROOT_CS_GUID	Unique identifier of the root compliance standard Note: You can obtain this from the MGMT\$COMPLIANCE_STANDARD view.
RQS_GUID	Unique identifier of compliance standard within root compliance standard context
CS_GUID	Unique identifier of compliance standard Note: You can obtain this from the MGMT\$COMPLIANCE_STANDARD view.
ROOT_TARGET_GUID	Unique identifier of root target
TARGET_GUID	Unique identifier of target
ROOT_CS_NAME	Internal name of root compliance standard
ROOT_CS_INAME	English display name of root compliance standard
ROOT_CS_AUTHOR	Author of root compliance standard
ROOT_CS_VERSION	Version of root compliance standard
CS_NAME	Internal name of compliance standard
CS_INAME	Display name in English
CS_AUTHOR	Author of standard
CS_VERSION	Version of standard
ROOT_TARGET_NAME	Root target name
ROOT_TARGET_TYPE	Root target type
TARGET_NAME	Target name
TARGET_TYPE	Target type
COMPLIANT_RULES	Number of compliant rules in the compliance standard hierarchy for that target or member target
CRITICAL_RULES	Number of critical rules in the compliance standard hierarchy for that target or member target
WARN_RULES	Number of warning rules in the compliance standard hierarchy for that target or member target
MWARN_RULES	Number of minor warning rules in the compliance standard hierarchy for that target or member target

Table 4-5 (Cont.) MGMT\$COMPOSITE_CS_EVAL_SUMMARY

Column	Description
NON_COMPLIANT_RULES	Number of noncompliant rules in the compliance standard hierarchy for that target or member target
ERROR_RULES	Number of error rules in the compliance standard hierarchy for that target or member target
UNKNOWN_RULES	Number of unknown rules in the compliance standard hierarchy for that target or member target
CRIT_VIOLATIONS	Total critical violations raised by compliance standard
WARN_VIOLATIONS	Total warning violations raised by compliance standard
MWARN_VIOLATIONS	Total minor warning violations raised by compliance standard
TOTAL_VIOLATIONS	Total violations raised by compliance standard
SUPPRESSED_CRIT	Number of suppressed critical violations
SUPPRESSED_WARN	Number of suppressed warning violations
SUPPRESSED_MWARN	Number of suppressed minor warning violations
COMPLIANCE_SCORE_LEVEL	Compliance score level Possible values: <ul style="list-style-type: none"> Compliant Critical Warning
LAST_EVALUATION_DATE	Last evaluation date
COMPLIANCE_SCORE	Compliance score of standard
ROOT_CS_NAME_NLSID	NLSID of the name of the root compliance standard for non-English users
CS_NAME_NLSID	NLSID of the name of the compliance standard for non-English users
COMPLIANCE_SCORE_LEVEL_CODE	Code representing the compliance score level. Possible values: <ul style="list-style-type: none"> 0: Compliant 1: Critical 2: Warning
IS_SCORE_VALID_CODE	Code representing whether the compliance score is valid. Possible values: <ul style="list-style-type: none"> 0: False 1: True

MGMT\$CS_RULE_EVAL_SUMMARY

The MGMT\$CS_RULE_EVAL_SUMMARY view contains the lists of all the compliance rule scores for the target.

Table 4-6 MGMT\$CS_RULE_EVAL_SUMMARY

Column	Description
ROOT_CS_GUID	Unique identifier of the root compliance standard Note: You can obtain this from the MGMT\$COMPLIANCE_STANDARD view.
RQS_GUID	Unique identifier of the rule within root compliance standard context
RULE_GUID	Unique identifier of the compliance rule Note: You can obtain this from the MGMT\$COMPLIANCE_STANDARD_RULE view.
ROOT_TARGET_GUID	Unique identifier of the root target
TARGET_GUID	Unique identifier of the target
ROOT_CS_NAME	Internal name of the root compliance standard
ROOT_CS_INAME	Display name of the root compliance standard in English
ROOT_CS_AUTHOR	Author of the root compliance standard
ROOT_CS_VERSION	Version of the root compliance standard
PARENT_CS_NAME	Internal name of the parent compliance standard
PARENT_CS_INAME	Display name of the parent compliance standard in English
PARENT_CS_AUTHOR	Author of the standard of parent compliance standard
PARENT_CS_VERSION	Version of the parent compliance standard
RULE_NAME	Display name of the rule in English
RULE_INAME	Internal name of the rule
ROOT_TARGET_NAME	Root target name
ROOT_TARGET_TYPE	Root target type
TARGET_NAME	Target name
TARGET_TYPE	Target type
TOTAL_VIOLATIONS	Total violations raised by the compliance rule within the compliance standard context
LAST_EVALUATION_DATE	Last evaluation date
COMPLIANCE_SCORE	Compliance score of the rule with respect to compliance standard context
IS_SCORE_VALID	Specifies whether the compliance score is valid
ROOT_CS_NAME_NLSID	NLSID of the name of the root compliance standard for non-English users
PARENT_CS_NAME_NLSID	NLSID of the name of the parent compliance standard for non-English users
IS_SCORE_VALID_CODE	Code representing whether the compliance score is valid. Possible values: <ul style="list-style-type: none"> • 0: False • 1: True

MGMT\$CS_GROUP_EVAL_SUMMARY

The MGMT\$CS_GROUP_EVAL_SUMMARY view contains the lists of all the compliance standard group scores.

Table 4-7 MGMT\$CS_GROUP_EVAL_SUMMARY

Column	Description
CSG_GUID	Unique identifier of compliance standard group Note: You can obtain this from the MGMT\$COMPLIANCE_STANDARD_GROUP view.
CSG_NAME	Internal name of compliance standard group
CSG_INAME	Display name in English
CSG_VERSION	Version of compliance standard group
CRITICAL_EVALUATIONS	Number of critical evaluations
WARNING_EVALUATIONS	Number of warning evaluations
COMPLIANT_EVALUATIONS	Number of compliant evaluations
CRITICAL_VIOLATIONS	Total critical violations
WARN_VIOLATIONS	Total warning violations
MWARN_VIOLATIONS	Total minor warning violations
COMPLIANCE_SCORE	Compliance score of compliance standard group

MGMT\$CS_TARGET_ASSOC

The MGMT\$CS_TARGET_ASSOC view contains the lists all the root compliance standard and target associations.

Table 4-8 MGMT\$CS_TARGET_ASSOC

Column	Description
CS_GUID	Unique identifier of compliance standard Note: You can obtain this from the MGMT\$COMPLIANCE_STANDARD view.
TARGET_GUID	Unique identifier of target
CS_NAME	Internal name of compliance standard
CS_INAME	Display name in English
CS_AUTHOR	Author of the standard
CS_VERSION	Version of the standard
TARGET_NAME	Target name
TARGET_TYPE	Target type
CRIT_THRESHOLD	Critical threshold value
WARN_THRESHOLD	Warning threshold value

Table 4-8 (Cont.) MGMT\$CS_TARGET_ASSOC

Column	Description
STATUS	Status of the association Possible values: <ul style="list-style-type: none"> • Enabled • Disabled
CS_DNAME-NLSID	NLSID of the standard display name for non-English users
STATUS_CODE	Code representing the status of the association. Possible values: <ul style="list-style-type: none"> • 1: Enabled • 2: Disabled • 3: Pending Enable • 4: Pending Disable

MGMT\$CSR_CURRENT_VIOLATION

The MGMT\$CSR_CURRENT_VIOLATION view contains the active violations of all compliance rules.

Table 4-9 MGMT\$CSR_CURRENT_VIOLATION

Column	Description
ROOT_CS_GUID	Unique GUID of the root compliance standard
RQS_GUID	Unique GUID of rule inclusion within the root compliance standard
RULE_GUID	Unique GUID of the rule
ROOT_TARGET_GUID	Unique GUID of the root target
TARGET_GUID	Unique GUID of the target
POLICY_GUID	Unique GUID of the policy (repository rule)
KEY_VALUE	The key value of the violation
COLLECTION_TIMESTAMP	The timestamp when the violation occurred
VIOLATION_GUID	Unique GUID identifying the violation
VIOLATION_LEVEL	Specifies the priority level of the violation Possible values: <ul style="list-style-type: none"> • 18: Minor warning • 20: Warning • 25: Critical
RULE_TYPE	Specifies the type of compliance rule being violated Possible values: <ul style="list-style-type: none"> • 1: Repository rule • 2: Guardian rule • 3: Compliance real-time rule
ANNOTATED_FLAG	Not used in this release
MESSAGE	Violation message of the rule

Table 4-9 (Cont.) MGMT\$CSR_CURRENT_VIOLATION

Column	Description
MESSAGE_NLSID	NLSID of the violation message of the rule
MESSAGE_PARAMS	Violation message parameters
ACTION_MESSAGE_NLSID	Not used in this release
ACTION_MESSAGE_PARA MS	Not used in this release

MGMT\$CSR_VIOLATION_CONTEXT

The MGMT\$CSR_VIOLATION_CONTEXT view contains the violation context, that is extra columns defined in the rule to be collected for a violation

Table 4-10 MGMT\$CSR_VIOLATION_CONTEXT

Column	Description
VIOLATION_GUID	Unique GUID identifying the violation
COLLECTION_TIMESTAMP	Timestamp at which the violation occurred
COLUMN_NAME	The name of the column of the violation context
COLUMN_TYPE	Type of the column name Possible values: <ul style="list-style-type: none"> • 1: Numeric • 2: String
COLUMN_VALUE	Specifies the numeric value of the column Note: Applies only when COLUMN_TYPE is set to 1
COLUMN_STR_VALUE	Specifies the string value of the column Note: Applies only when COLUMN_TYPE is set to 2

MGMT\$EM_RULE_VIOL_CTXT_DEF

The MGMT\$EM_RULE_VIOL_CTXT_DEF view stores the violation context definition of compliance standard rules. Each row stores one violation column definition of a compliance standard rule.

Table 4-11 MGMT\$EM_RULE_VIOL_CTXT_DEF

Column	Description
RULE_GUID	Unique GUID of the compliance standard rule
COLUMN_INAME	Internal name of the column
COLUMN_DNAME	Display name of the column
COLUMN_DNAME_NLSID	The NLSID of the display name of the column

Table 4-11 (Cont.) MGMT\$EM_RULE_VIOL_CTXT_DEF

Column	Description
COLUMN_TYPE	Data type of the column. Possible values: <ul style="list-style-type: none"> • 1: Number • 2: String
COLUMN_POSITION	Position of the column within the violation context definition
IS_KEY	Specifies whether the column is a key column (1=key column)
IS_HIDDEN	Specifies whether to show or hide the violation column when viewing the violation in the rule violations UI. Possible values: <ul style="list-style-type: none"> • 0: Show • 1: Hide
LINK_TEMPLATE	Not used in the current release
LINK_ENCODE	Not used in the current release
IS_LINK_EM_PAGE	Not used in the current release

MGMT\$RULE_KEYWORD

The MGMT\$RULE_KEYWORD view stores the keyword list for each rule.

Table 4-12 MGMT\$RULE_KEYWORD

Column	Description
RULE_GUID	Unique GUID of the rule
KEYWORD_NAME	Keyword name
KEYWORD_NAME_NLSID	NLSID of the name of the keyword list
IS_SYSTEM	Specifies whether it is a system-defined or a user-defined keyword.

MGMT\$CS_KEYWORD

The MGMT\$CS_KEYWORD view stores the keyword list for each compliance standard.

Table 4-13 MGMT\$CS_KEYWORD

Column	Description
CS_GUID	Unique GUID of the compliance standard
KEYWORD_NAME	Keyword name
KEYWORD_NAME_NLSID	NLSID of the name of the keyword list
IS_SYSTEM	Specifies whether it is a system-defined or a user-defined keyword.

MGMT\$CS_GROUP_KEYWORD

The MGMT\$CS_GROUP_KEYWORD view stores the keyword list for each standard group.

Table 4-14 MGMT\$CS_GROUP_KEYWORD

Column	Description
CSG_GUID	Unique GUID of the standard group
KEYWORD_NAME	Keyword name
KEYWORD_NAME_NLSID	NLSID of the name of the keyword list
IS_SYSTEM	Specifies whether it is a system-defined or a user-defined key word.

MGMT\$CS_RULE_ATTRS

The MGMT\$CS_RULE_ATTRS view contains the lists of all the compliance rules attributes.

Table 4-15 MGMT\$CS_RULE_ATTRS

Column	Description
RULE_GUID	Unique identifier of the compliance rule.
RULE_INAME	Internal name of the compliance rule.
RULE_DNAME	English display name.
DESCRIPTION	English description of the compliance rule.
TARGET_TYPE	Applicable target type of the compliance rule.
REFERENCE_URL	Reference URL.
RATIONALE	Explains the importance of this compliance rule and the consequences of noncompliance.
FIXTEXT	Explains the necessary steps to bring the target into compliance with respect to this rule.
WARNING	Cautionary or caveat note about this rule
CHECK_GUID	Internal unique identifier.
MESSAGE	Message recorded for new violation.
CLEAR_MESSAGE	Message recorded for clear violation.
SEVERITY	Severity of the compliance rule.
VERSION	Version of the compliance rule.
LIFECYCLE_STATE	Lifecycle status of the compliance rule.
AUTHOR	Author of the compliance rule.
OWNER	Owner of the compliance rule.
LAST_UPDATED_DATE	Timestamp of the last edit to the compliance rule.
LAST_UPDATED_BY	User who edited rule.
EVAL_ALWAYS	Flag to suggest evaluation roll-up mandatory.
TABLE_NAMES	Table names for the compliance rule.
RULE_DNAME_NLSID	Rule display name NLSID for nonEnglish users.

Table 4-15 (Cont.) MGMT\$CS_RULE_ATTRS

Column	Description
DESCRIPTION_NLSID	Rule description NLSID for nonEnglish users.
RATIONALE_NLSID	Rule impact NLSID for nonEnglish users.
FIXTEXT_NLSID	Rule recommendation NLSID for nonEnglish users.
WARNING_NLSID	Rule warning NLSID for nonEnglish users.
MESSAGE_NLSID	Rule message NLSID for nonEnglish users.
CLEAR_MESSAGE_NLSID	Rule clear message NLSID for nonEnglish users.
RULE_TYPE	Code to represent the type of rule. Possible values: <ul style="list-style-type: none"> • 1: Repository • 2: Agent • 3: Monitoring
IS_SYSTEM	Code to represent whether the rule is system defined. Possible values: <ul style="list-style-type: none"> • 0 - False • 1 - True

MGMT\$CS_HIERARCHY

The MGMT\$CS_HIERARCHY view contains all the standard hierarchy metadata.

Table 4-16 MGMT\$CS_HIERARCHY

Column	Description
PARENT_GUID	Unique identifier of the parent. It can refer to the compliance standard or the rule folder GUID.
PARENT_TYPE_NAME	The name of the parent type. Possible values: <ul style="list-style-type: none"> • null parent • compliance standard • rulefolder
PARENT_TYPE	The parent type. Possible values: <ul style="list-style-type: none"> • =0: null parent • =1: compliance standard • =2: rulefolder
CHILD_GUID	Unique identifier of the child. This can refer to the compliance standard, rule folder, or rule GUID
CHILD_TYPE_NAME	The name of the child type. Possible values: <ul style="list-style-type: none"> • =1: compliance standard • =2: rulefolder • =3: rule

Table 4-16 (Cont.) MGMT\$CS_HIERARCHY

Column	Description
CHILD_TYPE	The child type. Possible value: <ul style="list-style-type: none"> =1: compliance standard =2: rulefolder =3: rule
CHILD_POSITION	Position of the child with respect to immediate peer nodes.
IMPORTANCE_LEVEL_NAME	Name of the importance level: Possible values: <ul style="list-style-type: none"> high normal low
IMPORTANCE_LEVEL	Importance level. Possible values: <ul style="list-style-type: none"> =1: high =2: normal =3: low

MGMT\$CS_RQS_HIERARCHY

The MGMT\$CS_RQS_HIERARCHY view contains standard runtime hierarchy metadata. Note that the primary key is PARENT_RQS_GUID, PARENT_GUID, CHILD_RQS_GUID, CHILD_GUID.

Table 4-17 MGMT\$CS_RQS_HIERARCHY

Column	Description
ROOT_CS_GUID	Unique identifier of the root compliance standard.
PARENT_RQS_GUID	Unique identifier of the parent with respect to the inclusion within the root compliance standard.
PARENT_GUID	Unique identifier of the parent.
PARENT_TYPE	The parent type. Possible values: <ul style="list-style-type: none"> =0: null =1: compliance standard =2: rulefolder
CHILD_RQS_GUID	Unique identifier of the child with respect to the inclusion within the root compliance standard.
CHILD_GUID	Unique identifier of the child.
CHILD_TYPE_NAME	The name of the child type. Possible values: <ul style="list-style-type: none"> =1: compliance standard =2: rulefolder =3: rule

Table 4-17 (Cont.) MGMT\$CS_RQS_HIERARCHY

Column	Description
CHILD_TYPE	The child type. Possible value: <ul style="list-style-type: none"> =1: compliance standard =2: rulefolder =3: rule
CHILD_POSITION	Position of the child with respect to immediate peer nodes.

MGMT\$CS_RULEFOLDER

The MGMT\$CS_RULEFOLDER view contains all rule folder metadata.

Table 4-18 MGMT\$CS_RULEFOLDER

Column	Description
RULEFOLDER_GUID	Unique identifier of the compliance standard rule folder.
CS_GUID	Unique identifier of the compliance standard to which the rule folder belongs.
RULEFOLDER_INAME	Internal name of rule folder
RULEFOLDER_DNAME	Display name of rule folder
DESCRIPTION	Description of rule folder
REFERENCE_URL	Reference URL
RULEFOLDER_DNAME_NL SID	NLSID of the rule folder display name SID
DESCRIPTION_NLSID	NLSID of the description name

MGMT\$CSG_HIERARCHY

The MGMT\$CSG_HIERARCHY view contains compliance standard group hierarchy metadata.

Table 4-19 MGMT\$CSG_HIERARCHY

Column	Description
PARENT_GUID	Unique identifier of the parent. This can refer to either the compliance group or the compliance subgroup GUID.
PARENT_TYPE_NAME	The name of the parent type. Possible values: <ul style="list-style-type: none"> parent compliance group subgroup

Table 4-19 (Cont.) MGMT\$CSG_HIERARCHY

Column	Description
PARENT_TYPE	The parent type. Possible values: <ul style="list-style-type: none"> =0: null parent =4: compliance group =5: subgroup
CHILD_GUID	Unique identifier of the child. This can refer to compliance standard or subgroup.
CHILD_TYPE_NAME	Description of the rule folder
CHILD_TYPE	The child type. Possible values: <ul style="list-style-type: none"> =1: compliance standard =2: rulefolder =3: rule
CHILD_POSITION	Position of the child with respect to immediate peer nodes
IMPORTANCE_LEVEL	Importance level. Possible values: <ul style="list-style-type: none"> =1: high =2: normal =3: low

MGMT\$CSG_SUBGROUP

The MGMT\$CSG_SUBGROUP view contains the em_csg_subgroup attributes.

Table 4-20 MGMT\$CSG_SUBGROUP

Column	Description
SUBGROUP_GUID	Unique identifier of the subgroup.
CSG_GUID	Unique identifier of compliance standard group. Note: You can obtain this from the MGMT\$COMPLIANCE_STANDARD_GROUP view.
SUBGROUP_INAME	Internal name of the subgroup
SUBGROUP_DNAME	Display name of the subgroup
DESCRIPTION	Description of the subgroup
REFERENCE_URL	Reference URL.
SUBGROUP_DNAME_NLSID	NLSID of the subgroup display name
DESCRIPTION_NLSID	NLSID of the subgroup description

MGMT\$CSR_TARGET_ASSOC

This MGMT\$CSR_TARGET_ASSOC view contains rule and target association settings information.

Table 4-21 MGMT\$CSR_TARGET_ASSOC

Column	Description
SUBGROUP_GUID	Unique identifier of the subgroup.
RQS_GUID	Unique identifier of the rule inclusion within the root compliance standard.
RULE_GUID	Unique identifier of the rule
ROOT_TARGET_GUID	Unique identifier of the root target
TARGET_GUID	Unique identifier of the target
IMPORTANCE	Importance of this association link within a compliance standard hierarchy
OBJECT_TYPE_NAME	Name of the object type
OBJECT_TYPE	Object type Possible values: <ul style="list-style-type: none"> • =1: target type • =2: target
EDIT_VERSION	This version number is increased by 1 after each edit. Used for concurrency control.
CRITICAL_EDIT_VERSION	This version number is increased by 1 after each critical edit. Used for concurrency control
REASON	Reason for enabling or disabling the association
STATUS_NAME	Status name Possible values: <ul style="list-style-type: none"> • enabled • disabled • pending enable • pending disable • failed • system disabled
STATUS	Status value Possible values: <ul style="list-style-type: none"> • =1: enabled • =2: disabled • =3: pending enable • =4: pending disable • =5: failed • =6: system disabled
STATUS_CODE_NAME	Status code name Possible values: <ul style="list-style-type: none"> • user • system
STATUS_CODE	Status code value Possible values: <ul style="list-style-type: none"> • =1: user • =2: system

MGMT\$CSRF_TARGET_ASSOC

This MGMT\$CSRF_TARGET_ASSOC view contains rule folder and target association settings information.

Table 4-22 MGMT\$CSRF_TARGET_ASSOC

Column	Description
ROOT_CS_GUID	Unique identifier of the compliance standard rule folder
RQS_GUID	Unique identifier of the rule folder inclusion within the root compliance standard
RULEFOLDER_GUID	Unique identifier of the rule folder
ROOT_TARGET_GUID	Unique identifier of the root target
TARGET_GUID	Unique identifier of the target
IMPORTANCE	Importance of this association link within a compliance standard hierarchy
OBJECT_TYPE_NAME	Name of the object type
OBJECT_TYPE	Object type Possible values: <ul style="list-style-type: none"> • =1: target type • =2: target
EDIT_VERSION	This version number is increased by 1 after each edit. Used for concurrency control.
CRITICAL_EDIT_VERSION	This version number is increased by 1 after each critical edit. Used for concurrency control
REASON	Reason for enabling or disabling the association
STATUS_NAME	Status name Possible values: <ul style="list-style-type: none"> • Enabled • Disabled • Pending enable • Pending disable • Failed • System disabled
STATUS	Status value Possible values: <ul style="list-style-type: none"> • =1: enabled • =2: disabled • =3: pending enable • =4: pending disable • =5: failed • =6: system disabled
STATUS_CODE_NAME	Status code name Possible values: <ul style="list-style-type: none"> • user • system

Table 4-22 (Cont.) MGMT\$CSRF_TARGET_ASSOC

Column	Description
STATUS_CODE	Status code value Possible values: <ul style="list-style-type: none"> =1: user =2: system
IS_CUSTOMIZED_LABEL	Label for specifying customization Possible values: <ul style="list-style-type: none"> =1: yes =0: no
IS_CUSTOMIZED	Specifies if there is customization Possible values: <ul style="list-style-type: none"> =1: yes =0: no

MGMT\$REPO_RULE_CHK_DETAILS

This MGMT\$REPO_RULE_CHK_DETAILS view contains the rule check details.

Table 4-23 MGMT\$REPO_RULE_CHK_DETAILS

Column	Description
RULE_GUID	Unique identifier of the rule
SOURCE	Source for the rule
CONDITION	Condition for the rule
CONDITION_TYPE_NAME	Name of the condition type Possible values: <ul style="list-style-type: none"> Simple SQL Expression
CONDITION_OP_NAME	Condition operator for the condition

MGMT\$REPOSITORY_RULE_BIND_VARS

This MGMT\$REPOSITORY_RULE_BIND_VARS view contains the bind variables for the compliance rule.

Table 4-24 MGMT\$REPOSITORY_RULE_BIND_VARS

Column	Description
RULE_GUID	Unique identifier of the rule for which the bind variable is defined
BIND_COLUMN_NAME	Name of the bind variable to be bound
BIND_COLUMN_TYPE	Type of the bind variable to be bound

MGMT\$REPOSITORY_RULE_PARAMS

This MGMT\$REPOSITORY_RULE_PARAMS view contains the rule parameters.

Table 4-25 MGMT\$REPOSITORY_RULE_PARAMS

Column	Description
RULE_GUID	Unique identifier of the rule for which the parameter is defined
PARAM_NAME	Name of the policy parameter
PARAM_NAME_NLSID	NLSID of the policy parameter
PARAM_TYPE	Type of the policy parameter

MGMT\$CS_TGT_ASSOC_TXF_REQ

This MGMT\$CS_TGT_ASSOC_TXF_REQ view contains the request summary to transfer the compliance association or metadata to the Management Agent.

Table 4-26 MGMT\$CS_TGT_ASSOC_TXF_REQ

Column	Description
ROOT_TARGET_GUID	Unique identifier of the root target
TARGET_GUID	Unique identifier of the target
ROOT_CS_GUID	Unique identifier of the root compliance standard
RQS_GUID	Unique identifier of the compliance standard inclusion within the root compliance standard
CS_GUID	Unique identifier of the compliance standard
CREATION_TS	Timestamp of the creation
STATUS	Status of the transfer Possible values: <ul style="list-style-type: none"> 0: Pending 1: Successfully done 2: Failed
SYNC_ID	Sync ID corresponding to the association. This is required for the status update of the template collections.
IN_PROCESS	For rows with status pending, this column indicates if the row is being processed currently Possible values: <ul style="list-style-type: none"> 0: Processing in progress 1: Processing done
SEQ	Note: This column is for internal use only. Column sequence number. Contains the unique sequence ID of the row. Used to maintain identity across job restarts for Management Agent standards.

MGMT\$EM_CS_RULE_EVENT_ERROR

This MGMT\$EM_CS_RULE_EVENT_ERROR view stores the error stack when publishing errors for compliance standards or rules.

Table 4-27 MGMT\$EM_CS_RULE_EVENT_ERROR

Column	Description
ROOT_CS_GUID	Unique identifier of the root compliance standard
CS_GUID	Unique identifier of the compliance standard
RULE_GUID	Unique identifier of the rule
RQS_GUID	Unique identifier of the rule folder inclusion within the root compliance standard
TARGET_GUID	Unique identifier of the target
ROOT_TARGET_GUID	Unique identifier of the root target
VIOLATION_GUID	Unique identifier of the violation
ERROR_MSG	Error message
ERROR_STACK	Error stack trace
ERROR_TIME	Timestamp of the event error

MGMT\$CCC_ALL_OBS_BUNDLES

The MGMT\$CCC_ALL_OBS_BUNDLES view returns a summary of all observation bundles. Ensure that any query against this view uses filtering on appropriate fields with BUNDLE_START_TIME being the first to take advantage of partitions.

Table 4-28 MGMT\$CCC_ALL_OBS_BUNDLES

Column	Description
BUNDLE_ID	The bundle to which this observation belongs based on the rule bundle settings
TARGET	Target against which this observation was found
TARGET_TYPE	Type of the target
RULE_NAME	Name of the real-time Monitoring Compliance Standard Rule
ENTITY_TYPE	Entity type of the entity that had an action against it
USER_PERFORMING_ACTION	Name of the user that performed the action
BUNDLE_IN_VIOLATION	Boolean value if the bundle is in violation currently. This means at least one observation in the bundle is unauthorized. True means bundle is in violation
BUNDLE_START_TIME	Date of the first observation in this bundle
BUNDLE_CLOSE_TIME	Date when this bundle was closed
BUNDLE_CLOSE_REASON	Explanation of why this bundle was closed
DISTINCT_OBS_COUNT	Total number of observations in this bundle

Table 4-28 (Cont.) MGMT\$CCC_ALL_OBS_BUNDLES

Column	Description
AUTHORIZED_OBS_COUNT	Number of observations in this bundle that are currently authorized
UNAUTHORIZED_OBS_COUNT	Number of observations in this bundle that are currently unauthorized
UNAUTH_CLEARED_OBS_COUNT	Number of observations in this bundle that are currently cleared (at one point they were unauthorized)
UNAUDITED_OBS_COUNT	Number of observations in this bundle that are currently unaudited. They have not been evaluated manually or with Change Management integration to determine audit status

MGMT\$CCC_ALL_OBSERVATIONS

The MGMT\$CCC_ALL_OBSERVATIONS view returns all observations that have occurred. Any query against this view should ensure that filtering is done on appropriate fields with *action_time* being the first to take advantage of partitions.

Table 4-29 MGMT\$CCC_ALL_OBSERVATIONS

Column	Description
OBSERVATION_ID	Unique ID given to the observation when detected by the agent
BUNDLE_ID	Bundle this observation belongs to based on rule bundle settings
TARGET	Target this observation was found against
TARGET_TYPE	Type of the target
ENTITY_TYPE	Entity type of the entity that had an action against it
ACTION	Action that was observed
ACTION_TIME	Time the action occurred
USER_TYPE	Type of user that performed the action (that is, OS user versus DB user)
USER_PERFORMING_ACTION	Name of the user that performed the action
ORIGINAL_USER_NAME	Previous user name in the case of a SU/SUDO action (only applicable to some entity types)
AFFECTED_ENTITY_NAME	Name of the entity that was affected by this action (file name, and so on)
AFFECTED_ENTITY_PREVIOUS_NAME	Name of the entity prior to the action. For example, for file rename actions, this would be the old file name.
SOURCE_HOST_IP	Source IP of a connection when an action comes from another host (only applicable to some entity types)
ACTION_PROCESS_ID	Process ID of the process that performed the action (only applicable to some entity types)
ACTION_PROCESS_NAME	Name of the process that performed the action (only applicable to some entity types)

Table 4-29 (Cont.) MGMT\$CCC_ALL_OBSERVATIONS

Column	Description
ACTION_PARENT_PROCESS_ID	Process ID of the parent process of the process that performed the action (only applicable to some entity types)
ACTION_PARENT_PROCESS_NAME	Name of the parent process of the process that performed the action (only applicable to some entity types)
ENTITY_PREVIOUS_VALUE	Previous value of the entity (only applicable to some entity types)
ENTITY_NEW_VALUE	New value of the entity (only applicable to some entity types)
FILE_ENTITY_PREVIOUS_MD5_HASH	Previous MD5 hash value of the entity (only applicable to some entity types)
FILE_ENTITY_NEW_MD5_HASH	New MD5 hash value of the entity (only applicable to some entity types)
AUDIT_STATUS	Current audit status of the observation (unaudited, authorized, unauthorized, and so on)
AUDIT_STATUS_SET_DATE	Date the most recent audit status was set
AUDIT_STATUS_SET_BY_USER	User who set the most recent audit status

MGMT\$CCC_ALL_VIOLATIONS

The MGMT\$CCC_ALL_VIOLATIONS view returns all real-time monitoring violations caused by an observation bundle having at least one unauthorized observation in it.

Table 4-30 MGMT\$CCC_ALL_VIOLATIONS

Column	Description
RULE_TYPE	Type of rule Possible values: <ul style="list-style-type: none"> Repository WebLogic Server Signature Real-time Monitoring
SEVERITY	Severity level of the rule <ul style="list-style-type: none"> Info Warning Critical
ENTITY_TYPE	Entity type of the observation bundle and all observations inside that bundle
TARGET_TYPE	Target type of the observation bundle and all observations inside that bundle
RULE_NAME	Name of the rule that this violation is against
COMPLIANCE_STANDARD_NAME	Name of the compliance standard that this violation is against.
TARGET	Name of the target that this violation is against.

Table 4-30 (Cont.) MGMT\$CCC_ALL_VIOLATIONS

Column	Description
BUNDLE_ID	Internal ID of the observation bundle that is in violation. This observation bundle has one or more unauthorized observations in it
BUNDLE_START_TIME	Time that the observation bundle started
BUNDLE_CLOSE_TIME	Time that the observation bundle closed
USER_NAME	User name that performed the actions in this bundle
AUTHORIZED_OBS_COUNT	Number of authorized observations in the observation bundle involved in this violation
UNAUTHORIZED_OBS_COUNT	Number of unauthorized observations in the observation bundle involved in this violation.
UNAUTH_CLEARED_OBS_COUNT	Number of unauthorized-cleared observations in the observation bundle involved in this violation
ROOT_CS_ID	Root compliance standard ID. This is used for the internal representation of the violation context.
RQS_ID	Runtime compliance standard ID. This is used for the internal representation of the violation context
RULE_ID	Internal ID of the rule with the violation.
TARGET_ID	Internal ID of the target with the violation.
ROOT_TARGET_ID	Internal ID of the target hierarchy.

MGMT\$CCC_ALL_AGENT_WARNINGS

The MGMT\$CCC_ALL_AGENT_WARNINGS view returns all Management Agent warnings that have occurred.

Table 4-31 MGMT\$CCC_ALL_AGENT_WARNINGS

Column	Description
WARNING_ID	Unique ID representing the Management Agent warning
INITIAL_WARNING_DATE	Time of the initial warning
LATEST_WARNING_DATE	Time of the latest warning
TYPE_DNAME	Type of warning
MESSAGE	Warning message
SEVERITY	Severity level of the warning. Possible values: <ul style="list-style-type: none"> Minor Warning Warning Critical
TARGET_ID	Internal ID of the target on which the warning occurred
TARGET_NAME	Name of target
TARGET_TYPE	Type of target
PATTERN	Pattern related to the warning

Table 4-31 (Cont.) MGMT\$CCC_ALL_AGENT_WARNINGS

Column	Description
PATTERN_STRING	Pattern string
FACET_DNAME	Name of the real-time monitoring facet related to the warning
RULE_DNAME	Name of the compliance standard rule related to the warning
CS_DNAME	Name of the compliance standard related to the warning
CS_ID	Internal ID of the compliance standard
ROOT_TARGET_ID	Internal ID of the root target
ROOT_CS_ID	Internal ID of the root compliance standard
RQS_ID	Internal ID of the runtime compliance standard
RULE_ID	Internal ID of the compliance standard rule
COLLECTION_TIME	Time when the warning is collected
WARNING_LEVEL	Warning level. Possible values: <ul style="list-style-type: none"> • Rule Level Warning • Facet Level Warning • Pattern Level Warning
WARNING_ACTIVE	Determines if the warning is active. Possible values: <ul style="list-style-type: none"> • true • false
WARNING_SUPPRESSED	Determines if the warning is suppressed. Possible values: <ul style="list-style-type: none"> • true • false

MGMT\$CCC_ALL_WATCHDOG_ALERTS

This MGMT\$CCC_ALL_WATCHDOG_ALERTS view returns all WatchDog alerts that have occurred.

Table 4-32 MGMT\$CCC_ALL_WATCHDOG_ALERTS

Column	Description
ALERT_ID	Unique ID representing the WatchDog alert
HOST_NAME	Name of the host on which the alert occurred
AGENT_ID	Internal ID of the Management Agent
ALERT_DATE	Time when the alert occurred
DETAILS	Detail information
COLLECTION_TIME	Time when the alert is collected
PROCESS_NAME	Name of the process related to the alert

MGMT\$COMPLIANT_TARGETS

The MGMT\$COMPLIANT_TARGETS view returns all evaluation and violation details for all targets. This is the same data that is shown in the Compliance Summary dashboard regions for targets.

Table 4-33 MGMT\$COMPLIANT_TARGETS

Column	Description
TARGET_NAME	Name of the target
TARGET_TYPE	Target type of the target
CRIT_EVALS	Number of critical-level evaluations
WARN_EVALS	Number of warning-level evaluations
COMPLIANT_EVALS	Number of compliant evaluations
CRIT_VIOLATIONS	Number of critical-level violations
WARN_VIOLATIONS	Number of warning-level violations
MWARN_VIOLATIONS	Number of minor warning-level violations
COMPLIANCE_SCORE	Current compliance score for the target
TARGET_ID	Internal representation of the target
TARTGET_TYPE_INAME	Internal representation of the target type

MGMT\$COMPLIANCE_SUMMARY

The MGMT\$COMPLIANCE_SUMMARY view returns all evaluation and violation details for compliance standards and frameworks. This is the same data that is shown in the Compliance Summary dashboard regions for compliance standards and frameworks.

Table 4-34 MGMT\$COMPLIANCE_SUMMARY

Column	Description
ELEMENT_TYPE	Type of element (compliance standard, compliance framework)
ELEMENT_NAME	Display name of the compliance standard or compliance framework
CRIT_EVALS	Number of critical-level evaluations
WARN_EVALS	Number of warning-level evaluations
COMPLIANT_EVALS	Number of compliant evaluations
CRIT_VIOLATIONS	Number of critical-level violations
WARN_VIOLATIONS	Number of warning-level violations
MWARN_VIOLATIONS	Number of minor warning-level violations
COMPLIANCE_SCORE	Current compliance score for the compliance standard or framework
NON_COMPLIANT_SCORE	Current non-compliant score for the compliance standard or framework
AUTHOR	Author of the compliance standard or framework
VERSION	Version of the compliance standard or framework

Table 4-34 (Cont.) MGMT\$COMPLIANCE_SUMMARY

Column	Description
ELEMENT_ID	Internal ID of the compliance standard or compliance framework
FRAMEWORK_ID	Internal ID of the compliance framework
ELEMENT_INAME	Internal representation of the compliance standard or framework

MGMT\$COMPLIANCE_TREND

The MGMT\$COMPLIANCE_TREND view returns the last 31 days compliance trend information for compliance frameworks and standards. This is the same data that is shown in the Compliance Summary dashboard trend regions for compliance standards and frameworks.

Table 4-35 MGMT\$COMPLIANCE_TREND

Column	Description
ELEMENT_TYPE	Type of element (compliance standard, compliance framework)
ELEMENT_ID	Internal ID representation of the compliance standard or framework
ELEMENT_NAME	Display name of the compliance standard or compliance framework
FRAMEWORK_ID	Internal ID representation of the compliance framework
AVG_COMPLIANCE_SCORE	Average compliance score over the last 31 days
DAILY_AVG_VIOLATIONS	Average number of violations per day over the last 31 days
SNAPSHOT_TS	The snapshot time stamp
TOTAL_EVALS	Total evaluations over the last 31 days
ELEMENT_INAME	Internal representation of the compliance standard or framework

MGMT\$CCC_DIAG_ANALYTICS

The MGMT\$CCC_DIAG_ANALYTICS view is a diagnostic view that can be used to provide information to support around how processing of observation analytics is occurring at the server.

Table 4-36 MGMT\$CCC_DIAG_ANALYTICS

Column	Description
ENTITY_TYPE	The entity type being checked
NAME	Name of this diagnostic check
VALUE	Result of this diagnostic check

MGMT\$CCC_DIAG_QUEUEBACKLOG

The MGMT\$CCC_DIAG_QUEUEBACKLOG view is a diagnostic view that can be used to provide information to support around how processing of observations is occurring on the server after they are sent from the Management Agent.

Table 4-37 MGMT\$CCC_DIAG_QUEUEBACKLOG

Column	Description
STATUS	Whether these bundles are waiting to be processed or currently in process
COUNT	Number of bundles with this state
OLDEST_BUNDLE_DATE	Date of oldest bundle in this state
NEWEST_BUNDLE_DATE	Date of newest bundle in this state
RELATED_BUNDLES_NOT_LOADED	Number of bundles that share observations with these bundles that have not arrived from the Management Agent yet

MGMT\$RULES_EVALUATED_PER_DAY

The MGMT\$RULES_EVALUATED_PER_DAY provides information on rules evaluated daily.

Table 4-38 MGMT\$RULES_EVALUATED_PER_DAY

Column	Description
EVAL_DATE	Shows the date when the evaluation of the rule happened
RULE_INAME	Internal name of the compliance rule
TARGET_TYPE	Target type associated with the rule
CS_DNAME	Standard display name associated with the rule
TARGETS	Number of targets for which the rule was evaluated

5

Configuration Management Views

This chapter provides a description of configuration management views. It contains the following sections:

- [Custom Configuration Specification Views](#)
- [Database Configuration Views](#)
- [Enterprise Configuration Management Views](#)

For examples of how to use views, see [Examples](#) .

Custom Configuration Specification Views

This section provides a description of each custom configuration specification (CCS) view and its columns. It contains the following sections:

- [MGMT\\$CCS_DATA](#)
- [MGMT\\$CCS_DATA_SOURCE](#)
- [MGMT\\$CCS_DATA_VISIBLE](#)
- [MGMT\\$CCS_DATA](#)

MGMT\$CCS_DATA

The MGMT\$CCS_DATA view provides both current and saved data, that is data saved from configurations.

Table 5-1 MGMT\$CCS_DATA

Column	Description
CM_TARGET_GUID	The unique ID for the target
CM_TARGET_TYPE	The type of the target
CM_TARGET_NAME	The name of the target
CM_SNAPSHOT_TYPE	Type of snapshot
CCS_UI_NAME	Display CCS name
CCS_DRAFT_NUMBER	Draft number of the CCS for draft CCSs. (It is 0 for nondraft CCS)
LAST_COLLECTION_TIMESTAMP AMP	The timestamp of the collection specified in the target's time zone
ECM_SNAPSHOT_ID	The Enterprise Configuration Management (ECM) snapshot ID that can be used to join with other ECM views
DATA_SOURCE_NAME	Depending on the value for EXPR_TYPE, this is one of the following: <ul style="list-style-type: none">• File name (relative to the base path)• OS command name• Database SQL query name

Table 5-1 (Cont.) MGMT\$CCS_DATA

Column	Description
CONTAINER	A slash (/) separated hierarchal container with additional identification information and order information. This column could be a single space but only if the attribute name and value are available and are at the top level of the hierarchy.
ATTR	Attribute name
ATTR_ORDER	The order of the attribute within its enclosing container
CONTAINER_ORDER	The order of the container in the data source contents
VALUE	Attribute value

MGMT\$CCS_DATA_SOURCE

The MGMT\$CCS_DATA_SOURCE view contains both current and saved data (that is, data from saved configurations). This view can be joined with MGMT\$CCS_DATA_SOURCE_VISIBLE on ECM_SNAPSHOT_ID and DATA_SOURCE_NAME.

Table 5-2 MGMT\$CCS_DATA_SOURCE

Column	Description
CM_TARGET_GUID	The unique ID for the target
CM_TARGET_TYPE	The type of the target
CM_TARGET_NAME	The name of the target
CM_SNAPSHOT_TYPE	Type of snapshot
CCS_UI_NAME	Display CCS name
CCS_DRAFT_NUMBER	Draft number of the CCS for draft CCSs. (It is 0 for nondraft CCS)
LAST_COLLECTION_TIME STAMP	The time stamp of the collection specified in the target's time zone
ECM_SNAPSHOT_ID	The Enterprise Configuration Management (ECM) snapshot ID that can be used to join with other ECM views
DATA_SOURCE_NAME	Depending on the value for EXPR_TYPE, this is one of the following: <ul style="list-style-type: none"> File name (relative to the base path) OS command name Database SQL query name
EXPR_TYPE	The type of expression Possible values: <ul style="list-style-type: none"> F: Files O: OS commands D: Database queries
SOURCE_ORDER	Numeric order in which the source was obtained

Table 5-2 (Cont.) MGMT\$CCS_DATA_SOURCE

Column	Description
EXPR_NAME	The name of the expression <ul style="list-style-type: none"> For files, this can be the wildcarded path expression from the custom configuration specification that caused the file to be collected For OS commands and database queries, this is a user-specified name for the expression
EXPR_VALUE	The value of the expression <ul style="list-style-type: none"> For files, this is the same as the value for EXPR_NAME For OS commands, this is the actual command For database queries, this is the actual database query
FULL_PATH	The full path <ul style="list-style-type: none"> For files, this is the full file path For OS commands, this is the base directory path
CONTENTS_SIZE	Byte size of contents
HASH	Hash value for collected data
CONTENTS	Character large object (CLOB) contents column with raw contents for this data source
COLLECTION_ERROR_MSG	Any relevant error message for this data source during the collection
PARSING_ERROR_MSG	Any relevant error messages generated during parsing of data contents

MGMT\$CCS_DATA_VISIBLE

The MGMT\$CCS_DATA_VISIBLE view contains both current and saved data (that is, data from saved configurations).

Table 5-3 MGMT\$CCS_DATA_VISIBLE

Column	Description
TARGET_GUID	The unique ID for the target
TARGET_NAME	Name of the target
TARGET_TYPE	Type of target
SNAPSHOT_TYPE	Snapshot type
CCS_UI_NAME	Display CCS name
CCS_DRAFT_NUMBER	Draft number of the CCS for draft CCSs. (It is 0 for nondraft CCS)
DISPLAY_TARGET_NAME	User-friendly display name of the target
DISPLAY_TARGET_TYPE	User-friendly display name of the target type
COLLECTION_TIMESTAMP	Time stamp of the collection specified in the time zone of the target
IS_CURRENT	Specifies whether the data is current or saved Possible values: <ul style="list-style-type: none"> Y: Current data N: Saved data

Table 5-3 (Cont.) MGMT\$CCS_DATA_VISIBLE

Column	Description
DESCRIPTION	Snapshot description provided by the user
CREATOR	For saved snapshots, the creator is the Enterprise Manager user who saved the snapshot
SAVED_TIMESTAMP	Time stamp of when the snapshot was saved specified in the time zone of the database
LAST_UPLOAD_TIMESTAMP	Last time (specified in the time zone of the database) when a collection was processed for this snapshot type.
ECM_SNAPSHOT_ID	The Enterprise Configuration Management (ECM) snapshot ID that can be used to join with other ECM views
DATA_SOURCE_NAME	Depending on the value for <code>EXPR_TYPE</code> , this is one of the following: <ul style="list-style-type: none"> File name (relative to the base path) OS command name Database SQL query name
CONTAINER	A slash (/) separated hierarchal container with additional identification information and order information. This column could be a single space but only if the attribute name and value are available and are at the top level of the hierarchy.
ATTRIBUTE	Attribute name
VALUE	Attribute value
CONTAINER_ORDER	The order of the container in the data source contents
ATTRIBUTE_ORDER	The order of the attribute within its enclosing container

MGMT\$CCS_DATA

The `MGMT$CCS_DATA` view is the same as the `MGMT$CCS_DATA_VISIBLE` view but it exposes the current most recently collected data only.

Table 5-4 MGMT\$CCS_DATA

Column	Description
CM_TARGET_GUID	The unique ID for the target
CM_TARGET_TYPE	Type of the target
CM_TARGET_NAME	Name of the target
CM_SNAPSHOT_TYPE	Type of snapshot
CCS_UI_NAME	Display CCS name
CCS_DRAFT_NUMBER	Draft number of the CCS for draft CCSs. (It is 0 for nondraft CCS)
LAST_COLLECTION_TIMESTAMP	The time stamp of the collection specified in the target's time zone
ECM_SNAPSHOT_ID	The Enterprise Configuration Management (ECM) snapshot ID that can be used to join with other ECM views

Table 5-4 (Cont.) MGMT\$CCS_DATA

Column	Description
DATA_SOURCE_NAME	Depending on the value for EXPR_TYPE, this is one of the following: <ul style="list-style-type: none"> File name (relative to the base path) OS command name Database SQL query name
CONTAINER	A slash (/) separated hierarchal container with additional identification information and order information. This column could be a single space but only if the attribute name and value are available and are at the top level of the hierarchy.
ATTR	Attribute name
ATTR_ORDER	The order of the attribute within its enclosing container
CONTAINER_ORDER	The order of the container in the data source contents
VALUE	Attribute value

Database Configuration Views

This section provides a description of each database configuration view and its columns. It includes the following sections:

- [MGMT\\$DB_TABLESPACES](#)
- [MGMT\\$DB_DATAFILES](#)
- [MGMT\\$DB_CONTROLFILES](#)
- [MGMT\\$DB_DBNINSTANCEINFO](#)
- [MGMT\\$DB_FEATUREUSAGE](#)
- [MGMT\\$DB_INIT_PARAMS](#)
- [MGMT\\$DB_LICENSE](#)
- [MGMT\\$DB_REDOLOGS](#)
- [MGMT\\$DB_ROLLBACK_SEGS](#)
- [MGMT\\$DB_SGA](#)
- [MGMT\\$DB_TABLESPACES_ALL](#)
- [MGMT\\$DB_OPTIONS](#)

MGMT\$DB_TABLESPACES

The MGMT\$DB_TABLESPACES view displays configuration settings for tablespaces. Tablespace settings are collected from the sys.dba_tablespaces, dba_free_space, dba_data_files, dba_temp_files, and v\$temp_extent_pool tables.

Table 5-5 MGMT\$DB_TABLESPACES

Column	Description
HOST_NAME	Name of the target where the metrics will be collected
TARGET_NAME	Name of the database containing the data files
TARGET_TYPE	The type of target, for example, Oracle_ database
TARGET_GUID	The unique ID for the database target
COLLECTION_TIMESTAMP	The date and time when the metrics were collected
TABLESPACE_NAME	Name of the tablespace
CONTENTS	Tablespace contents: PERMANENT or TEMPORARY
STATUS	Tablespace status: ONLINE, OFFLINE, or READ ONLY
EXTENT_MANAGEMENT	Extent management tracking: DICTIONARY or LOCAL
ALLOCATION_TYPE	Type of extent allocation in effect for this tablespace
LOGGING	Default logging attribute
TABLESPACE_SIZE	Current size of the tablespace in bytes
INITIAL_EXT_SIZE	Default initial extent size
NEXT_EXTENT	Next extent in the sequence
INCREMENT_BY	Default percent increase for extent size
MAX_EXTENTS	Default maximum number of extents
TABLESPACE_USED_SIZE	Amount of data (in bytes) contained in the tablespace
SEGMENT_SPACE_MANAGEMENT	Indicates whether the free and used segment space in the tablespace is managed using free lists (MANUAL) or bitmaps (AUTO)
BLOCK_SIZE	Tablespace block size
MIN_EXTENTS	Default minimum number of extents
MIN_EXTLEN	Minimum extent size for this tablespace
BIGFILE	Indicates whether the tablespace is a bigfile tablespace (YES) or a smallfile tablespace (NO)

MGMT\$DB_DATAFILES

The MGMT\$DB_DATAFILES view displays the configuration settings for data files. The data file settings are collected from sources such as sys.dba_data_files, v\$datafile, sys.dba_free_space, sys.dba_tablespaces, sys.dba_temp_files, v\$tempfile.

Table 5-6 MGMT\$DB_DATAFILES

Column	Description
HOST_NAME	Name of the target where the metrics will be collected
TARGET_NAME	Name of the database containing the data files
TARGET_TYPE	The type of target, for example, Oracle_ database
TARGET_GUID	The unique ID for the database target

Table 5-6 (Cont.) MGMT\$DB_DATAFILES

Column	Description
COLLECTION_TIMESTAMP	The date and time when the metrics were collected
FILE_NAME	Name of the data file
TABLESPACE_NAME	Name of the tablespace containing the data file
STATUS	Data file status: ACTIVE or NOT ACTIVE
FILE_SIZE	Size of the data file
AUTOEXTENSIBLE	Autoextensible indicator
INCREMENT_BY	Autoextension increment
MAX_FILE_SIZE	Maximum file size in bytes
OS_STORAGE_ENTITY	OS level storage entity on which the file resides. For regular files it is the name of the file system on which the file resides. For character or raw files it is the name of the raw device
CREATE_BYTES	The initial size of the data file when it was created in bytes

MGMT\$DB_CONTROLFILES

The MGMT\$DB_CONTROLFILES view displays the configuration settings for database control files.

Table 5-7 MGMT\$DB_CONTROLFILES

Column	Description
HOST_NAME	Name of the target where the metrics will be collected
TARGET_NAME	Name of the database containing the data files
TARGET_TYPE	The type of target, for example, Oracle_database
TARGET_GUID	The unique ID for the database target
COLLECTION_TIMESTAMP	The date and time when the metrics were collected
FILE_NAME	Name of the database control file.
STATUS	The type of control file: STANDBY - indicates database is in standby mode LOGICAL - indicates the database is a logical standby database (not a physical standby) CLONE - indicates a clone database BACKUP CREATED - indicates database is being recovered using a backup or created control file CURRENT - the control file changes to this type following a standby database activate or database open after recovery
CREATION_DATE	Control file creation date
SEQUENCE_NUM	Control file sequence number incremented by control file transactions
CHANGE_NUM	Last change number in the backup control file. Value is NULL if the control file is not a backup

Table 5-7 (Cont.) MGMT\$DB_CONTROLFILES

Column	Description
MOD_DATE	Last timestamp in the backup control file. NULL if the control file is not a backup
OS_STORAGE_ENTITY	OS level storage entity on which the file resides. For regular files it is the name of the file system on which the file resides. For character or raw files it is the name of the raw device

MGMT\$DB_DBNINSTANCEINFO

The MGMT\$DB_DBNINSTANCEINFO view displays general information about database instance. The instance information is collected from v\$database, v\$version, v\$instance, global_name, database_properties and v\$nls_parameters.

Table 5-8 MGMT\$DB_DBNINSTANCEINFO

Column	Description
HOST_NAME	Name of the target host where the metrics will be collected
TARGET_NAME	Name of the database target from which the metrics are collected
TARGET_TYPE	The type of target, for example, Oracle_database
TARGET_GUID	The unique ID for the database target
COLLECTION_TIMESTAMP	The date and time when the metrics were collected
DATABASE_NAME	Name of the database
GLOBAL_NAME	Global name of the database
BANNER	Component name and version number
HOST	Name of the host system
INSTANCE_NAME	Name of the instance
STARTUP_TIME	Time when instance was started up
LOGINS	ALLOWED or RESTRICTED
LOG_MODE	The archive log mode, either ARCHIVELOG or NOARCHIVELOG
OPEN_MODE	Open mode information
DEFAULT_TEMP_TABLESPACE	Default temporary tablespace name
CHARACTERSET	NLS parameter value for NLS_CHARACTERSET
NATIONAL_CHARACTERSET	NLS parameter value for NLS_NCHAR_CHARACTERSET

Usage Notes

This information is collected through the dbconfig metric. However, as this metric is not run for standby databases, this table is not populated for standby targets.

MGMT\$DB_FEATUREUSAGE

The MGMT\$DB_FEATUREUSAGE view displays information about database feature usage.

Table 5-9 MGMT\$DB_FEATUREUSAGE

Column	Description
HOST	Name of the host target where the database feature usage information is collected
DATABASE_NAME	Name of the database where the database feature usage information is collected
INSTANCE_NAME	Name of the instance where the database feature usage information is collected
TARGET_TYPE	Either Oracle_database or rac_database
DBID	A unique number that identifies a database instance
NAME	The feature name
CURRENTLY_USED	TRUE if the feature is currently in use, FALSE if the feature is not in use
DETECTED_USAGES	The number of times the feature has been used by the database
FIRST_USAGE_DATE	The date that the first usage of the feature occurred
LAST_USAGE_DATE	The date of the most recent usage of the feature
VERSION	The version number of the database
LAST_SAMPLE_DATE	The date that the database was last evaluated for feature usage
LAST_SAMPLE_PERIOD	The interval between the LAST_SAMPLE_DATE date and the database feature usage evaluation before that (by default, seven days)
SAMPLE_INTERVAL	The number of seconds between the LAST_SAMPLE_DATE date and the next database feature usage evaluation
TOTAL_SAMPLES	The total number of database feature usage evaluation samples that have been collected
AUX_COUNT	For Oracle internal use only
DESCRIPTION	The description of the feature

Usage Notes

This view can be used to gain an enterprise-wide view of database feature usage across all Oracle databases.

MGMT\$DB_INIT_PARAMS

The MGMT\$DB_INIT_PARAMS view displays initialization parameter settings for the database. Initialization parameter settings are collected from v\$parameter.

Table 5-10 MGMT\$DB_INIT_PARAMS

Column	Description
HOST_NAME	Name of the target where the metrics will be collected

Table 5-10 (Cont.) MGMT\$DB_INIT_PARAMS

Column	Description
TARGET_NAME	Name of the database target from which the metrics are collected
TARGET_TYPE	The type of target, such as Oracle_ database
TARGET_GUID	The unique ID for the database target
COLLECTION_TIMESTAMP	The date and time when the metrics were collected
NAME	Name of the initialization parameter
ISDEFAULT	Indicates whether the parameter value is the default
VALUE	The parameter value
DATATYPE	The data type that the value string can be mapped to, for example, NUMBER, DATE, or TEXT

Usage Notes

This information is collected through the dbconfig metric. However, as this metric is not run for standby databases, this table is not populated for standby targets.

MGMT\$DB_LICENSE

The MGMT\$DB_LICENSE view displays database license configuration settings. Database license configuration settings are collected from v\$license.

Table 5-11 MGMT\$DB_LICENSE

Column	Description
HOST_NAME	The name of the host on which the database is running
TARGET_NAME	Name of the database containing the tablespace
TARGET_TYPE	The type of target, for example, Oracle_ database
TARGET_GUID	The unique ID for the database target
COLLECTION_TIMESTAMP	The date and time when the metrics were collected
SESSIONS_MAX	The maximum number of sessions allowed for the database
SESSIONS_WARNING	The number of sessions which will generate a warning for the database
SESSIONS_CURRENT	The current number of sessions for the database
SESSIONS_HIGHWATER	The highest water mark of sessions for the database
USERS_MAX	The maximum number of users for the database

Usage Notes

This view can be used to obtain database license configuration settings across all database targets.

MGMT\$DB_REDOLOGS

The MGMT\$DB_REDOLOGS view displays redo log configuration settings for the database. Redo log configuration settings are collected from the v\$log and v\$logfile tables.

Table 5-12 MGMT\$DB_REDOLOGS

Column	Description
HOST_NAME	Name of the target where the metrics will be collected
TARGET_NAME	Name of the database target from which the metrics are collected
TARGET_TYPE	The type of target, for example, Oracle_database
TARGET_GUID	The unique ID for the database target
COLLECTION_TIMESTAMP	The date and time when the metrics were collected
GROUP_NUM	Redo log group identifier number
STATUS	Log status: UNUSED - The online redo log has never been written to. This is the state of a redo log that was just added, or just after a RESETLOGS, when it is not the current redo log. CURRENT - This is the current redo log. This implies that the redo log is active. The redo log could be open or closed. ACTIVE - The log is active but is not the current log. It is needed for crash recovery. It may be in use for block recovery. It might or might not be archived. CLEARING - The log is being re-created as an empty log after an ALTER DATABASE CLEAR LOGFILE statement. After the log is cleared, the status changes to UNUSED. CLEARING_CURRENT - The current log is being cleared of a closed thread. The log can stay in this status if there is some failure in the switch such as an I/O error writing the new log header. INACTIVE - The log is no longer needed for instance recovery. It may be in use for media recovery. It might or might not be archived.
MEMBERS	Number of members in the log group
FILE_NAME	Redo log file (member) name
ARCHIVED	Archive status either YES or NO
LOGSIZE	Size of the log file in bytes
SEQUENCE_NUM	Log sequence number
FIRST_CHANGE_SCN	Lowest SCN in the log
OS_STORAGE_ENTITY	OS level storage entity on which the file resides. For regular files it is the name of the file system on which the file resides. For character or raw files it is the name of the raw device.
THREAD_NUM	Log thread number

Usage Notes

Obtain redo log group or file configuration settings across all database targets.

MGMT\$DB_ROLLBACK_SEGS

The MGMT\$DB_ROLLBACK_SEGS view displays rollback segments configuration settings for the database. Rollback segments configuration settings are collected from the sys.dba_rollback_segs and v\$rollstat tables.

Table 5-13 MGMT\$DB_ROLLBACK_SEGS

Column	Description
HOST_NAME	Name of the target where the metrics will be collected
TARGET_NAME	Name of the database containing the data files
TARGET_TYPE	The type of target, for example, Oracle_ database
TARGET_GUID	The unique ID for the database target
COLLECTION_TIMESTAMP	The date and time when the metrics were collected
ROLLNAME	Name of the rollback segment
STATUS	Rollback segment status
TABLESPACE_NAME	Name of the tablespace containing the rollback segment
EXTENTS	Number of extents in rollback segment
ROLLSIZE	Size in bytes of rollback segment. This values differs by the number of bytes in one database block from the value of the BYTES column of the ALL/DBA/USER_ SEGMENTS views.
INITIAL_SIZE	Initial extent size in bytes
NEXT_SIZE	Secondary extent size in bytes
MAXIMUM_EXTENTS	Maximum number of extents
MINIMUM_EXTENTS	Minimum number of extents
PCT_INCREASE	Percent increase for extent size
OPTSIZE	Optimal size for rollback segments
AVEACTIVE	Current size of active extents averaged over time
WRAPS	Number of times rollback segment is wrapped
SHRINKS	Number of times the size of a rollback segment decreases
AVESHRINK	Average shrink size
HWMSIZE	High water mark of rollback segment size

Usage Notes

Obtain rollback segments configuration settings across all database targets.

MGMT\$DB_SGA

The MGMT\$DB_SGA view displays System Global Area (SGA) configuration settings. SGA settings are collected from the v\$sga and v\$sgastat tables.

Table 5-14 MGMT\$DB_SGA

Column	Description
HOST_NAME	Name of the target where the metrics will be collected
TARGET_NAME	Name of the database containing the datafiles
TARGET_TYPE	The type of target, for example, Oracle_ database
TARGET_GUID	The unique ID for the database target
COLLECTION_TIMESTAMP	The date and time when the metrics were collected
SGANAME	SGA component name
SGASIZE	SGA component size in kilobytes or megabytes

Usage Notes

Obtain System Global Area configuration settings across all database targets.

MGMT\$DB_TABLESPACES_ALL

The MGMT\$DB_TABLESPACES_ALL view displays configuration settings for tablespaces. Tablespace settings are collected from the sys.dba_tablespaces, dba_free_space, dba_data_files, dba_temp_files, and v\$temp_extent_pool tables.

Table 5-15 MGMT\$DB_TABLESPACES_ALL

Column	Description
HOST_NAME	Name of the target where the metrics will be collected
TARGET_NAME	The type of target, for example, Oracle_ database
TARGET_GUID	The unique ID for the database target
COLLECTION_TIMESTAMP	The date and time when the metrics were collected
TABLESPACE_NAME	Name of the tablespace
CONTENTS	Tablespace contents: PERMANENT or TEMPORARY
STATUS	Tablespace status: ONLINE, OFFLINE, or READ ONLY
EXTENT_MANAGEMENT	Extent management tracking: DICTIONARY or LOCAL
ALLOCATION_TYPE	Type of extent allocation in effect for this tablespace
LOGGING	Default logging attribute
TABLESPACE_SIZE	Current size of the tablespace in bytes
INITIAL_EXT_SIZE	Default initial extent size
INCREMENT_BY	Default percent increase for extent size
MAX_EXTENTS	Default maximum number of extents

Usage Notes

Obtain tablespace configuration settings across all database targets.

MGMT\$DB_OPTIONS

The MGMT\$DB_OPTIONS view displays whether or not the option is currently LOADED and ACTIVE, or either the option does not exist or is NOT LOADED or INACTIVE. Options settings are collected by checking user name and status in the sys.dba_users and dba_registry tables.

Table 5-16 MGMT\$DB_OPTIONS

Column	Description
HOST_NAME	Name of the target where the metrics will be collected
TARGET_NAME	Name of the database containing the data files
TARGET_TYPE	The type of target, for example, Oracle_ database
TARGET_GUID	The unique ID for the database target
COLLECTION_TIMESTAMP	The date and time when the metrics were collected
NAME	Name of the database option
SELECTED	If the option is currently LOADED and ACTIVE (TRUE), or either the option does not exist or is NOT LOADED or INACTIVE (FALSE)

Enterprise Configuration Management Views

This section provides a description of each enterprise configuration management view and its columns. It contains the following sections.

- [MGMT\\$ECM_CMP_JOBS](#)
- [MGMT\\$ECM_CMP_JOB_LAST_RESULTS](#)
- [MGMT\\$ECM_CMP_RPT_CCS_DS](#)
- [MGMT\\$ECM_CMP_RPT_CCS_DS_DTLS](#)
- [MGMT\\$ECM_CMP_RPT_CCS_PD_ALL](#)
- [MGMT\\$ECM_CMP_RPT_CCS_PD_DIFFS](#)
- [MGMT\\$ECM_CMP_RPT_CI_DIFFS](#)
- [MGMT\\$ECM_CMP_VISIBLE_CONFIGS](#)
- [MGMT\\$ECM_CURRENT_SNAPSHOTS](#)
- [MGMT\\$ECM_VISIBLE_SNAPSHOTS](#)
- [MGMT\\$CHANGES_PER_SNAPSHOT](#)

MGMT\$ECM_CMP_JOBS

The MGMT\$ECM_CMP_JOBS view enables you to view all comparison jobs for a first target, second target combination. More than one result might be returned for a set of targets, if different templates or save modes were specified for the comparison. All jobs are returned (succeeded, failed, running, scheduled, and so on).

Table 5-17 MGMT\$ECM_CMP_JOBS

Column	Description
JOB_NAME	The name of the job with the most recent successful results.
JOB_DESC	The description of the job.
JOB_OWNER	The owner of the job.
SCHEDULED_TIME	The time for when the job was scheduled.
COMPARE_TIME	The time when the comparison began.
JOB_STATUS	The status of the overall job.
STEP_STATUS	The status of this particular target comparison.
TARGET_TYPE	The target type of the targets specified for this comparison.
DISPLAY_TYPE	The display name of the target type (in English).
ME_CLASS	The Management Entity (ME) class of the root target type, such as system, group, target, and so on
FIRST_TARGET	The name of the first target specified for this comparison.
FIRST_CONFIG_TYPE	The type of the first configuration. Possible values: <ul style="list-style-type: none"> • Saved: Indicates that a saved configuration was compared • Latest: Indicates that a target was compared
SECOND_TARGET	The name of the second target specified for this comparison.
SECOND_CONFIG_TYPE	The type of the second configuration. Possible values: <ul style="list-style-type: none"> • Saved: Indicates that a saved configuration was compared • Latest: Indicates that a target was compared
TEMPLATE_NAME	The name of the template used by this comparison. This column returns NULL if no template was used.
SAVE_MODE	The Save mode used for this comparison. Possible values: <ul style="list-style-type: none"> • All: Saves all content • Diffs Only: Saves differences only
COMPARISON_ID	The ID of the comparison.
COMP_RESULT_ID	The ID of this comparison result.
COMP_CONFIG_RESULT_ID	The ID for this specific root target comparison results (as opposed to member target result IDs).
JOB_ID	The ID of the job.
JOB_EXECUTION_ID	The ID of the job execution.
DIFF_COUNT	The total number of all differences associated with this target and all member targets.

MGMT\$ECM_CMP_JOB_LAST_RESULTS

The MGMT\$ECM_CMP_JOB_LAST_RESULTS view enables you to view the latest valid comparison job results for a first target, second target combination. More than one result might be returned for a set of targets, if different templates or save modes were specified for the comparison. Successful job results are returned only.

Table 5-18 MGMT\$ECM_CMP_JOB_LAST_RESULTS

Column	Description
JOB_NAME	The name of the job with the most recent successful results.
JOB_OWNER	The owner of the job.
JOB_SCHEDULED_DATE	The time for when the job was scheduled.
COMPARE_TIME	The time when the comparison began.
JOB_STATUS	The status of the overall job. For this view, the status is SUCCEEDED always.
TARGET_TYPE	The target type of the targets specified for this comparison.
DISPLAY_TYPE	The default display name of the target type (in English).
ME_CLASS	The ME class of the target type, such as system, group, target, and so on
FIRST_TARGET	The name of the first target specified for this comparison.
FIRST_CONFIG_TYPE	The type of the first configuration. Possible values: <ul style="list-style-type: none"> • Saved: Indicates that a saved configuration was compared • Latest: Indicates that a target was compared
SECOND_TARGET	The name of the second target specified for this comparison.
SECOND_CONFIG_TYPE	The type of the second configuration. Possible values: <ul style="list-style-type: none"> • Saved: Indicates that a saved configuration was compared • Latest: Indicates that a target was compared
TEMPLATE_NAME	The name of the template used by this comparison. This column returns NULL if no template was used.
SAVE_MODE	The Save mode used for this comparison. Possible values: <ul style="list-style-type: none"> • All: Saves all content • Diffs Only: Saves differences only
COMPARISON_ID	The ID of the comparison.
COMP_RESULT_ID	The ID of this comparison result.
COMP_CONFIG_RESULT_ID	The ID for this specific root target comparison results (as opposed to member target result IDs).
JOB_ID	The ID of the job.
JOB_EXECUTION_ID	The ID of the job execution.
DIFF_COUNT	The total number of all differences associated with this target and all member targets.
HAS_DIFFS	Indicates whether a non CCS configuration item has differences.
HAS_CCS_ATTR_DIFFS	Indicates whether a CCS file has attribute differences.
HAS_CCS_PARSED_DIFFS	Indicates if a CCS file is parsed and if the parsed rows are different

MGMT\$ECM_CMP_RPT_CCS_DS

The MGMT\$ECM_CMP_RPT_CCS_DS view enables you to view all compared CCS data source information.

Table 5-19 MGMT\$ECM_CMP_RPT_CCS_DS

Column	Description
COMP_RESULT_ID	The comparison result ID represents a root target comparison.
ROOT_COMP_CONFIG_RESULT_ID	The root comparison result ID represents a single target to target comparison.
COMP_CONFIG_RESULT_ID	The comparison configuration result ID represents a target to target comparison (root or member target). This can be the same as the ROOT_COMP_CONFIG_RESULT_ID.
METADATA_ID	The snapshot metadata ID.
COMP_DELTA_SNAP_ID	The compare ID for the snapshot.
SNAPSHOT_TYPE	The type of snapshot.
DISPLAY_SNAPSHOT	The default snapshot display name (in English).
CONFIG_ITEM	The configuration item for the CCS data source information.
CCS_DS_ATTR_DIFF_TYPE	The file difference type. Possible values: <ul style="list-style-type: none"> FIRST_ONLY: Indicates the file is on the first target only. SECOND_ONLY: Indicates the file is on the second target only. DIFFERENT: Indicates the file is different between the two targets. SAME: Indicates the file is the same on both targets.
COMP_DELTA_ENTRY_SNAP_ID	The snapshot ID associated with this data source entry.
COMP_DELTA_ENTRY_ID	The comparison delta entry ID for the data source.
CCS_DS	The CCS data source name.
ROOT_TARGET_TYPE	The root target type.
ROOT_DISPLAY_TYPE	The default display name (in English) of the root target type.
ROOT_ME_CLASS	The ME class of the root target type, such as system, group, target, and so on.
TARGET_TYPE	The target type of the compared targets. This could be the same as the root target type.
DISPLAY_TYPE	The default display name (in English) of the compared target type.
ME_CLASS	The ME class of the compared target type, such as system, group, target, and so on.
ROOT_FIRST_TARGET	The root target for the first compared target.
FIRST_TARGET	The first target in the comparison. This can be the same as the root first target.
FIRST_CONFIG_TYPE	The type of the first configuration. Possible values: <ul style="list-style-type: none"> Saved: Indicates that a saved configuration was compared Latest: Indicates that a target was compared

Table 5-19 (Cont.) MGMT\$ECM_CMP_RPT_CCS_DS

Column	Description
ROOT_SECOND_TARGET	The root target for the first compared target.
SECOND_TARGET	The first target in the comparison. This can be the same as the root first target.
SECOND_CONFIG_TYPE	The type of the first configuration. Possible values: <ul style="list-style-type: none"> • Saved: Indicates that a saved configuration was compared • Latest: Indicates that a target was compared

MGMT\$ECM_CMP_RPT_CCS_DS_DTLS

The MGMT\$ECM_CMP_RPT_CCS_DS_DTLS view enables you to view all comparison CCS data source detail information.

Table 5-20 MGMT\$ECM_CMP_RPT_CCS_DS_DTLS

Column	Description
COMP_RESULT_ID	The comparison result ID represents a root target comparison.
ROOT_COMP_CONFIG_RESULT_ID	The root comparison configuration result ID represents a target to target comparison.
COMP_CONFIG_RESULT_ID	The comparison configuration result ID represents a target to target comparison (either root or member target). This can be the same as ROOT_COMP_CONFIG_RESULT_ID.
METADATA_ID	The snapshot metadata ID.
COMP_DELTA_SNAP_ID	The comparison ID for the snapshot.
SNAPSHOT_TYPE	The type of snapshot.
DISPLAY_SNAPSHOT	The default snapshot display name (in English).
CONFIG_ITEM	The configuration item for CCS-parsed data information.
CCS_DS_ATTR_DIFF_ENTRY	The comparison delta entry ID for the parsed data.
ATTR_DIFF_TYPE	From the UI, the parsed data is shown in a tree. In this case, it shows the tree nodes in a delimited list.
COMP_DELTA_ENTRY_ID	The attribute with a value that differs between the two targets.
CCS_DS	Order by this value to see the file content ordered by the tree node.
HAS_PARSED_DATA	Indicates if the CCS data source has parsed data.
HAS_PARSED_DIFFS	Indicates if the CCS data source parsed data has differences.
ROOT_TARGET_TYPE	The root target type.
ROOT_DISPLAY_TYPE	The default display name (in English) of the root target type.
ROOT_ME_CLASS	The ME class of the root target type, such as system, group, target, and so on.
TARGET_TYPE	The target type of the compared targets. This could be the same as the root target type.

Table 5-20 (Cont.) MGMT\$ECM_CMP_RPT_CCS_DS_DTLS

Column	Description
DISPLAY_TYPE	The default display name (in English) of the compared target type.
ME_CLASS	The ME class of the compared target type, such as system, group, target, and so on.
ATTR_COL_ORDER	The name of the data source attribute.
DISPLAY_ATTR_COL_NAME	The default display name (in English) for the attribute name.
COLUMN_TYPE	The attribute column type.
ROOT_FIRST_TARGET	The root target for the first compared target
FIRST_TARGET	The first target in the comparison. This can be the same as the root first target.
FIRST_CONFIG_TYPE	The type of the first configuration. Possible values: <ul style="list-style-type: none"> • Saved: Indicates that a saved configuration was compared • Latest: Indicates that a target was compared
FIRST_ATTR_VALUE	The value of the attribute on the first target.
ROOT_SECOND_TARGET	The root target for the second compared target.
SECOND_TARGET	The second target in the comparison. This can be the same as the root second target.
SECOND_CONFIG_TYPE	The type of the second configuration. Possible values: <ul style="list-style-type: none"> • Saved: Indicates that a saved configuration was compared • Latest: Indicates that a target was compared
SECOND_ATTR_VALUE	The value of the attribute on the second target.

MGMT\$ECM_CMP_RPT_CCS_PD_ALL

The MGMT\$ECM_CMP_RPT_CCS_PD_ALL view enables you to view all compared CCS-parsed data available from the comparison.

Table 5-21 MGMT\$ECM_CMP_RPT_CCS_PD_ALL

Column	Description
CCS_DS_ATTR_DIFF_TYPE	The type of file attribute differences: Possible values: <ul style="list-style-type: none"> • FIRST_ONLY: Indicates a file is present on only one target • SECOND_ONLY: Indicates a file is present on only one target • DIFFERENT: Indicates file attributes (such as size) are different • SAME: Indicates file attributes (such as size) are the same or ignored, but the file content could still vary.

Table 5-21 (Cont.) MGMT\$ECM_CMP_RPT_CCS_PD_ALL

Column	Description
PARSED_DIFF_TYPE	The type of CCS-parsed data difference: Possible values: <ul style="list-style-type: none"> FIRST_ONLY: Indicates a file is present on only one target SECOND_ONLY: Indicates a file is present on only one target DIFFERENT: Indicates file attributes (such as size) are different SAME: Indicates file attributes (such as size) are the same or ignored, but the file content could still vary.
COMP_RESULT_ID	The comparison result ID represents a root target comparison.
ROOT_COMP_CONFIG_RESULT_ID	The root comparison configuration result ID represents a target to target comparison.
COMP_CONFIG_RESULT_ID	The comparison configuration result ID represents a target to target comparison (either root or member target). This can be the same as ROOT_COMP_CONFIG_RESULT_ID.
METADATA_ID	The snapshot metadata ID.
SNAPSHOT_TYPE	The type of snapshot.
DISPLAY_SNAPSHOT	The snapshot display name (in English).
CCS_DS	The CCS data source.
CONFIG_ITEM	The configuration item for CCS-parsed data information.
COMP_DELTA_ENTRY_ID	The comparison delta entry ID for the parsed data.
PATH	From the UI, the parsed data is shown in a tree. In this case, it shows the tree nodes in a delimited list.
ATTR_COL_NAME	The attribute with a value that differs between the two targets.
PATH_ORDER	Order by this value to see the file content ordered by the tree node.
ATTR_COL_ORDER	Order by this value to see the attribute nodes in the order that they appear in the file.
ROOT_TARGET_TYPE	The root target type.
ROOT_DISPLAY_TYPE	The display name (in English) of the root target type.
ROOT_ME_CLASS	The ME class of the root target type, such as system, group, target, and so on.
TARGET_TYPE	The target type of the compared targets. This could be the same as the root target type.
DISPLAY_TYPE	The display name (in English) of the compared target type.
ME_CLASS	The ME class of the compared target type, such as system, group, target, and so on.
ROOT_FIRST_TARGET	The root target for the first compared target
FIRST_TARGET	The first target in the comparison. This can be the same as the root first target.
FIRST_CONFIG_TYPE	The type of the first configuration. Possible values: <ul style="list-style-type: none"> Saved: Indicates that a saved configuration was compared Latest: Indicates that a target was compared
FIRST_ATTR_VALUE	The value of the attribute on the first target.
ROOT_SECOND_TARGET	The root target for the second compared target.

Table 5-21 (Cont.) MGMT\$ECM_CMP_RPT_CCS_PD_ALL

Column	Description
SECOND_TARGET	The second target in the comparison. This can be the same as the root second target.
SECOND_CONFIG_TYPE	The type of the second configuration. Possible values: <ul style="list-style-type: none"> • Saved: Indicates that a saved configuration was compared • Latest: Indicates that a target was compared
SECOND_ATTR_VALUE	The value of the attribute on the second target.

MGMT\$ECM_CMP_RPT_CCS_PD_DIFFS

The MGMT\$ECM_CMP_RPT_CCS_PD_DIFFS view enables you to view all comparison CCS-parsed data differences.

A row is returned only if the following applies:

- The data source file must be present on both compared targets
- The data source must have parsed data
- The parsed data row must differ on both compared targets

Table 5-22 MGMT\$ECM_CMP_RPT_CCS_PD_DIFFS

Column	Description
CCS_DS_ATTR_DIFF_TYPE	The type of file attribute differences: Possible values: <ul style="list-style-type: none"> • FIRST_ONLY: Indicates a file is present on only one target • SECOND_ONLY: Indicates a file is present on only one target • DIFFERENT: Indicates file attributes (such as size) are different • SAME: Indicates file attributes (such as size) are the same or ignored, but the file content could still vary.
PARSED_DIFF_TYPE	The type of CCS-parsed data difference: Possible values: <ul style="list-style-type: none"> • FIRST_ONLY: Indicates a file is present on only one target • SECOND_ONLY: Indicates a file is present on only one target • DIFFERENT: Indicates file attributes (such as size) are different • SAME: Indicates file attributes (such as size) are the same or ignored, but the file content could still vary.
COMP_RESULT_ID	The comparison result ID represents a root target comparison.
ROOT_COMP_CONFIG_RESULT_ID	The root comparison configuration result ID represents a target to target comparison.
COMP_CONFIG_RESULT_ID	The comparison configuration result ID represents a target to target comparison (either root or member target). This can be the same as ROOT_COMP_CONFIG_RESULT_ID.
METADATA_ID	The snapshot metadata ID.
SNAPSHOT_TYPE	The type of snapshot.
DISPLAY_SNAPSHOT	The snapshot display name (in English).

Table 5-22 (Cont.) MGMT\$ECM_CMP_RPT_CCS_PD_DIFFS

Column	Description
CCS_DS	The CCS data source.
CONFIG_ITEM	The configuration item for CCS-parsed data information.
COMP_DELTA_ENTRY_ID	The comparison delta entry ID for the parsed data.
PATH	From the UI, the parsed data is shown in a tree. In this case, it shows the tree nodes in a delimited list.
ATTR_COL_NAME	The attribute with a value that differs between the two targets.
PATH_ORDER	Order by this value to see the file content ordered by the tree node.
ATTR_COL_ORDER	Order by this value to see the attribute nodes in the order that they appear in the file.
ROOT_TARGET_TYPE	The root target type.
ROOT_DISPLAY_TYPE	The default English display name of the root target type.
ROOT_ME_CLASS	The ME class of the root target type, such as system, group, target, and so on.
TARGET_TYPE	The target type of the compared targets. This could be the same as the root target type.
DISPLAY_TYPE	The default English display name of the compared target type.
ME_CLASS	The ME class of the compared target type, such as system, group, target, and so on.
ROOT_FIRST_TARGET	The root target for the first compared target
FIRST_TARGET	The first target in the comparison. This can be the same as the root first target.
FIRST_CONFIG_TYPE	The type of the first configuration. Possible values: <ul style="list-style-type: none"> • Saved: Indicates that a saved configuration was compared • Latest: Indicates that a target was compared
FIRST_ATTR_VALUE	The value of the attribute on the first target.
ROOT_SECOND_TARGET	The root target for the second compared target.
SECOND_TARGET	The second target in the comparison. This can be the same as the root second target.
SECOND_CONFIG_TYPE	The type of the second configuration. Possible values: <ul style="list-style-type: none"> • Saved: Indicates that a saved configuration was compared • Latest: Indicates that a target was compared
SECOND_ATTR_VALUE	The value of the attribute on the second target.

MGMT\$ECM_CMP_RPT_CI_DIFFS

The MGMT\$ECM_CMP_RPT_CI_DIFFS view enables you to view all comparison differences by configuration item.

Table 5-23 MGMT\$ECM_CMP_RPT_CI_DIFFS

Column	Description
ROOT_TARGET_TYPE	The root target type of the targets specified for this comparison.
ROOT_DISPLAY_TYPE	The default English display name for the root target type.
ROOT_ME_CLASS	The ME class of the root target type, such as SYSTEM, GROUP, or TARGET.
TARGET_TYPE	The target type of the compared target (this can be the root target or a member target).
DISPLAY_TYPE	The default English display name for the compared target type.
ME_CLASS	The ME class of the compared target.
ROOT_FIRST_TARGET	The root target name of the first target specified for this comparison.
FIRST_TARGET	The compared target name of the first target specified for this comparison (this can be the root target or a member target).
FIRST_CONFIG_TYPE	The configuration type of the first target. Possible values: <ul style="list-style-type: none"> • Latest: Indicates that the target was selected for comparison • Saved: Indicates that a saved configuration was selected for comparison
ROOT_SECOND_TARGET	The root target name of the second target specified for this compare
SECOND_TARGET	The target name of the second target specified for this comparison.
SECOND_CONFIG_TYPE	The configuration type of the second target. Possible values: <ul style="list-style-type: none"> • Latest: Indicates that the target was selected for comparison • Saved: Indicates that a saved configuration was selected for comparison
SNAPSHOT_TYPE	The snapshot type with a difference list.
DISPLAY_SNAPSHOT	The English display name for the snapshot type
CONFIG_ITEM	The snapshot configuration item
DISPLAY_CONFIG_ITEM	The English display name for the configuration item
CI_IS_CCS	Indicates whether the item is a CCS configuration item. Possible values: <ul style="list-style-type: none"> • 1: CCS configuration item • 0: Not a CCS configuration item
TOTAL_CI_DIFFS	The total number of all differences associated with this target and configuration item.
NOTIFY_DIFFS_COUNT	The number of differences with notify flags.
JOB_EXECUTION_ID	The ID of this run of the compare job.
COMPARISON_ID	The ID of the comparison definition.
COMP_RESULT_ID	The ID connection the root target compare, job execution and comparison def
ROOT_COMP_CONFIG_RESULT_ID	The root target comparison configuration result ID.
COMP_CONFIG_RESULT_ID	The compared target comparison configuration result ID.

MGMT\$ECM_CMP_VISIBLE_CONFIGS

The MGMT\$ECM_CMP_VISIBLE_CONFIGS view provides access to the visible configuration entities used for comparison.

Table 5-24 MGMT\$ECM_CMP_VISIBLE_CONFIGS

Column	Description
CONFIG_ENTITY_ID	The ID of the compared target or the saved configuration.
TARGET_TYPE	The target type of the target associated with this configuration entity ID.
DISPLAY_TYPE	The external display name of the target type of the target associated with this configuration entity ID.
CONFIG_TYPE	Specifies the configuration type selected for comparison. Possible values: <ul style="list-style-type: none"> • Latest: Indicates that a target was selected for comparison • Saved: Indicates that a saved configuration was selected for comparison
TARGET_GUID	Unique identifier of the compared target.
TARGET_NAME	Name of the compared target.
ME_CLASS	ME class of the compared target.
SAVED_CONTAINER_GUID	The saved container snapshot GUID for the compared saved snapshot. Note: This field returns NULL if a target was compared.

MGMT\$ECM_CURRENT_SNAPSHOTS

The MGMT\$ECM_CURRENT_SNAPSHOTS view lists all the ECM current configuration snapshots and limits access to the snapshots based on the current logged-in Enterprise Manager user.

Table 5-25 MGMT\$ECM_CURRENT_SNAPSHOTS

Column	Description
ECM_SNAPSHOT_ID	Identifies the snapshot. You can use the ECM snapshot ID to join with other ECM views. This is a key column for this view.
SNAPSHOT_TYPE	Specifies the type of snapshot.
START_TIMESTAMP	Specifies the timestamp of the collection (in target time zone).
TARGET_GUID	Unique identifier of the target
TARGET_NAME	Name of the target
TARGET_TYPE	Type of the target.
DISPLAY_TARGET_NAME	Display name of the target
DISPLAY_TARGET_TYPE	Display name of the target type
ELAPSED_TIME	Not used
DESCRIPTION	Description of the snapshot provided by the user

Table 5-25 (Cont.) MGMT\$ECM_CURRENT_SNAPSHOTS

Column	Description
MESSAGE	Not used.
STATUS	Not used.
SAVED_TIMESTAMP	Specifies the time stamp of when the snap shot was saved (in the Oracle Database time zone).
VERSION	Specifies the version of the snapshot metadata.
HOST_NAME	Specifies the name of the host of the target.
LAST_UPLOAD_TIMESTAMP	Specifies the last time (in the Management Repository time zone) when a collection was processed for this snapshot type.

MGMT\$ECM_VISIBLE_SNAPSHOTS

The MGMT\$ECM_VISIBLE_SNAPSHOTS view lists all the Enterprise Configuration Management (ECM) snapshots visible to the current Enterprise Manager user, including both current and saved snapshots.

Table 5-26 MGMT\$ECM_VISIBLE_SNAPSHOTS

Column	Description
ECM_SNAPSHOT_ID	Identifies the snapshot. You can use the snapshot ID to join with other ECM views. This is a key column for this view.
SNAPSHOT_TYPE	Specifies the type of snapshot.
START_TIMESTAMP	Specifies the timestamp of the collection (in target time zone).
TARGET_GUID	Unique identifier of the target
TARGET_NAME	Name of the target
TARGET_TYPE	Type of the target.
DISPLAY_TARGET_NAME	Display name of the target
DISPLAY_TARGET_TYPE	Display name of the target type
ELAPSED_TIME	Not used
DESCRIPTION	Provides a description of the snapshot provided by the user.
IS_CURRENT	Specifies whether the data is current or saved Possible values: <ul style="list-style-type: none"> • Y: Current data • N: Saved data
MESSAGE	Not used.
STATUS	Not used.
CREATOR	Valid only for saved snapshots. Identifies the Enterprise Manager user who saved the snapshot.
SAVED_TIMESTAMP	Specifies the time stamp of when the snap shot was saved (in the Oracle Database time zone).
VERSION	Specifies the version of the snapshot metadata.
LAST_UPLOAD_TIMESTAMP	Specifies the last time (in the Management Repository time zone) when a collection was processed for this snapshot type.

MGMT\$CHANGES_PER_SNAPSHOT

The MGMT\$CHANGES_PER_SNAPSHOT is a diagnostic view that can be used to view changes per snapshot performed.

Table 5-27 MGMT\$CHANGES_PER_SNAPSHOT

Column	Description
SNAPSHOT_TYPE	Snapshot type from historical data
DELTA_TIME	Date of comparison delta
TARGET_TYPE	Type of target
TARGET_COUNT	The number of targets that reported a change
CHANGES	Number of changes across targets

6

Events Views

This chapter provides a description of each event view and its columns. It contains the following sections:

- [MGMT\\$INCIDENT_CATEGORY](#)
- [MGMT\\$INCIDENT_TARGET](#)
- [MGMT\\$INCIDENT_ANNOTATION](#)
- [MGMT\\$EVENTS_LATEST](#)
- [MGMT\\$EVENTS](#)
- [MGMT\\$EVENT_ANNOTATION](#)
- [MGMT\\$PROBLEMS](#)
- [MGMT\\$PROBLEM_ANNOTATION](#)

For examples of how to use views, see [Examples](#) .

MGMT\$INCIDENTS

The MGMT\$INCIDENTS view provides a view of the attributes of the incident including its summary message. Ensure that any query against this view uses filtering on appropriate fields with OPEN_STATUS and CLOSED_DATE being the first to take advantage of partitions.

Table 6-1 MGMT\$INCIDENTS

Column	Description
INCIDENT_ID	The unique RAW ID of an incident
INCIDENT_NUM	The end-user visible ID of the incident
SUMMARY_MSG	Summary message of the incident
SEVERITY	The severity of the incident
IS_ESCALATED	Specifies whether the issue is escalated. Possible values: <ul style="list-style-type: none">• 1: Yes• 0: No
ESCALATION_LEVEL	If the incident is escalated, then this value specifies the escalation level. This value can be between level 1 and level 5.

Table 6-1 (Cont.) MGMT\$INCIDENTS

Column	Description
PRIORITY	The priority level of the incident. Possible values: <ul style="list-style-type: none"> • None • Urgent • Very High • High • Medium • Low
RESOLUTION_STATE	The resolution state of the issue.
OWNER	The owner of the issue. If there is no owner, then this value is "-".
IS_ACKNOWLEDGED	Specifies whether the incident is acknowledged. Possible values: <ul style="list-style-type: none"> • 1: Yes • 0: No
IS_SUPPRESSED	Specifies whether the incident is suppressed. Possible values: <ul style="list-style-type: none"> • 1: Yes • 0: No
LAST_ANNOTATION_SEQ	The sequence ID of the last annotation entered for this issue
CREATION_DATE	The date the incident was created
LAST_UPDATED_DATE	The date when this incident was updated last
EVENT_COUNT	The number of events associated with this incident
OPEN_STATUS	Specifies the status of the incident. Possible values: <ul style="list-style-type: none"> • 1: Open incidents • 0: Closed incidents
CLOSED_DATE	The date when the incident is closed (if it is closed)
SRC_COUNT	The number of unique target or source object combinations to which events in this incident belong
TARGET_GUID	The unique ID of a target associated with the incident This value is set only when all the events in the incident belong to the same target or source object combination. It is set to null when the events belong to multiple sources.
SOURCE_OBJ_TYPE	The source object or entity type to which all events in the incident belong (if they all belong to the same target or source object combination). Set to null when the events belong to multiple sources.
ADR_RELATED	Indicates if the incident is a Oracle diagnostic incident. Possible values: <ul style="list-style-type: none"> • 0: No • 1: Yes
TICKET_ID	Ticket associated with this incident (can be null)
TICKET_STATUS	Status of the ticket associated with this incident (can be null)
SR_ID	ID of the service request associated with this problem (if any)
PROBLEM_ID	The unique RAW ID of the related problem (if any)

Table 6-1 (Cont.) MGMT\$INCIDENTS

Column	Description
PROBLEM_NUM	The end-user visible ID of the related problem (if any)

MGMT\$INCIDENT_CATEGORY

The MGMT\$INCIDENT_CATEGORY view is the incident view for the mapping between incidents and categories. An incident can have multiple categories associated with it. Ensure that any query against this view uses filtering on appropriate fields with OPEN_STATUS and CLOSED_DATE being the first to take advantage of partitions.

Table 6-2 GC\$INCIDENT_CATEGORY

Column	Description
INCIDENT_ID	The unique RAW ID of an incident
CATEGORY_NAME	Name of the category
OPEN_STATUS	Specifies the status of the incident. Possible values: <ul style="list-style-type: none"> • 1: Open incidents • 0: Closed incidents
CLOSED_DATE	The date when the incident is closed

MGMT\$INCIDENT_TARGET

The MGMT\$INCIDENT_TARGET view is the incident view for the mapping between incidents and targets. An incident can be made of multiple events and these events could be from different targets. Ensure that any query against this view uses filtering on appropriate fields with OPEN_STATUS and CLOSED_DATE being the first to take advantage of partitions.

Table 6-3 MGMT\$INCIDENT_TARGET

Column	Description
INCIDENT_ID	The unique RAW ID of an incident
TARGET_GUID	The unique ID of a target (can be null)
OPEN_STATUS	Specifies the status of the incident. Possible values: <ul style="list-style-type: none"> • 1: Open incidents • 0: Closed incidents
CLOSED_DATE	The date when the incident is closed

MGMT\$INCIDENT_ANNOTATION

The MGMT\$INCIDENT_ANNOTATION view is the view for the mapping between the incidents and annotations. Each incident can have multiple annotations. Ensure that any

query against this view uses filtering on appropriate fields with OPEN_STATUS and CLOSED_DATE being the first to take advantage of partitions.

Table 6-4 MGMT\$INCIDENT_ANNOTATION

Column	Description
INCIDENT_ID	The unique RAW ID of an incident
ANNOTATION_SEQ	The order ID in which the annotation is added
ANNOTATION_MSG	The annotation message
ANNOTATION_DATE	The time stamp when the annotation is made
ANNOTATION_TYPE	The type of the annotation, that is, whether it is user or system generated. Possible values: <ul style="list-style-type: none"> • USER • SYSTEM
ANNOTATION_USER	The user that added the annotation. If the annotation is system-generated, then this value is set to "-" .
OPEN_STATUS	Specifies the status of the incident. Possible values: <ul style="list-style-type: none"> • 1: Open incidents • 0: Closed incidents
CLOSED_DATE	The date when the incident is closed

MGMT\$EVENTS_LATEST

The MGMT\$EVENTS_LATEST view shows the details of the latest state of all events in a given sequence of events. A sequence is a series of raw events that are related to the same source and reporting on the same issue. For example, for a given host, if the CPU utilization goes from warning to critical and then to warning again, then these three events are correlated into a single sequence with three raw events with warning as the latest state. Ensure that any query against this view uses filtering on appropriate fields with OPEN_STATUS and CLOSED_DATE being the first to take advantage of partitions.

Table 6-5 MGMT\$EVENTS_LATEST

Column	Description
EVENT_SEQ_ID	The unique RAW ID of an event sequence
EVENT_ID	The unique RAW ID of the latest event in the sequence
EVENT_CLASS	The event class to which this event belongs
SEVERITY	The severity of the event
LAST_ANNOTATION_SEQ	The sequence ID of the last annotation entered for this sequence
MSG	The event message
EVENT_NAME	The internal event name describing the nature of the events
INCIDENT_ID	The incident ID to which this event belongs (if any)
INCIDENT_NUM	The end-user readable number or ID for the incident

Table 6-5 (Cont.) MGMT\$EVENTS_LATEST

Column	Description
TARGET_GUID	The target GUID to which the events of the sequence belong. If the sequence is not related to any target, then this value is set to NULL.
SOURCE_OBJ_TYPE	The source object or entity type to which the events of the sequence belong. Default value is NULL
SOURCE_OBJ_ID	The source object or entity GUID to which the events of the sequence belong. Default value is NULL
OPEN_STATUS	The status of the event sequence. The event sequence is considered open if the severity of the last event is a non-clear severity. Possible values: <ul style="list-style-type: none"> • 1: Open • 0: Closed
CLOSED_DATE	The date when the event is marked as closed, that is, when the event sequence is cleared
CREATION_DATE	The date the event sequence was created
LAST_UPDATED_DATE	The date when this event sequence was last updated

MGMT\$EVENTS

The GC\$EVENTS view shows the details of all the raw events in a given sequence of events. A sequence is a series of raw events that are related to the same source and reporting on the same issue. For example, for a given host, if the CPU utilization goes from warning to critical and then to warning again, then these three events are correlated into a single sequence with three raw events with warning as the latest state. Ensure that any query against this view uses filtering on appropriate fields with OPEN_STATUS and CLOSED_DATE being the first to take advantage of partitions.

Table 6-6 MGMT\$EVENTS

Column	Description
EVENT_SEQ_ID	The unique RAW ID of the event sequence
EVENT_ID	The unique RAW ID of the event
SIGNATURE_ID	The ID of the unique signature of raw events that is used to correlate all raw events to a sequence
EVENT_CLASS	The event class to which this event belongs
SEVERITY	The severity of the raw event
LAST_ANNOTATION_SEQ	The sequence ID of the last annotation entered for this sequence
MSG	The event message
EVENT_NAME	The internal event name describing the nature of the events
INCIDENT_ID	The incident ID to which this event belongs (if applicable)
INCIDENT_NUM	The end-user readable number or ID for the incident

Table 6-6 (Cont.) MGMT\$EVENTS

Column	Description
TARGET_GUID	The target GUID to which the event belongs. If the sequence is not related to any target, then this value is set to NULL.
SOURCE_OBJ_TYPE	The source object or entity type to which the event belongs. Default value is NULL
SOURCE_OBJ_ID	The source object or entity GUID to which the event belongs. Default value is NULL
OPEN_STATUS	The status of the event sequence. The event sequence is considered open if the severity of the last event is a non-clear severity. Possible values: <ul style="list-style-type: none"> • 1: Open • 0: Closed
CLOSED_DATE	The date when the event is marked as closed, that is, when the event sequence is cleared
REPORTED_DATE	The date when the event was reported

**Note:**

All the date columns are normalized in UTC timezone. If you are using those fields, you must transform them in the desired timezone.

MGMT\$EVENT_ANNOTATION

The MGMT\$EVENT_ANNOTATION view is the view for the mapping between events and annotations. Each event can have multiple annotations. Ensure that any query against this view uses filtering on appropriate fields with OPEN_STATUS and CLOSED_DATE being the first to take advantage of partitions.

**Note:**

Annotations are associated with the sequence and *not* with the individual raw events

Table 6-7 MGMT\$EVENT_ANNOTATION

Column	Description
EVENT_SEQ_ID	The unique RAW ID of an event sequence
EVENT_INSTANCE_ID	The unique RAW ID of an event instance
ANNOTATION_SEQ_NUM	The order ID in which the annotations is added
ANNOTATION_DATE	The time stamp when the annotation is made

Table 6-7 (Cont.) MGMT\$EVENT_ANNOTATION

Column	Description
ANNOTATION_TYPE	The type of the annotation, that is, whether it is user or system generated. Possible values: <ul style="list-style-type: none"> • USER • SYSTEM
ANNOTATION_USER	The user which added the annotation
ANNOTATION_MSG	The annotation message
OPEN_STATUS	The status of the event sequence. The event sequence is considered open if the severity of the last event is a non-clear severity. Possible values: <ul style="list-style-type: none"> • 1: Open • 0: Closed
CLOSED_DATE	The date when the event is marked as closed, that is, when the event sequence is cleared

MGMT\$PROBLEMS

The MGMT\$PROBLEMS view provides a view of the attributes of the problem including its summary message. Ensure that any query against this view uses filtering on appropriate fields with OPEN_STATUS and CLOSED_DATE being the first to take advantage of partitions.

Table 6-8 MGMT\$PROBLEMS

Column	Description
PROBLEM_ID	The unique RAW ID of the problem
PROBLEM_NUM	The end-user visible ID of the problem
SUMMARY_MSG	Summary message of the problem
SEVERITY	The severity of the problem
IS_ESCALATED	Specifies whether the issue is escalated. Possible values: <ul style="list-style-type: none"> • 1: Yes • 0: No
ESCALATION_LEVEL	If the problem is escalated, then this value specifies the escalation level. This value can be between level 1 and level 5.
PRIORITY	The priority level of the incident. Possible values: <ul style="list-style-type: none"> • None • Urgent • Very High • High • Medium • Low

Table 6-8 (Cont.) MGMT\$PROBLEMS

Column	Description
RESOLUTION_STATE	The resolution state of the issue
OWNER	The owner of the issue. If there is no owner, then this value is "-".
IS_ACKNOWLEDGED	Specifies whether the problem is acknowledged. Possible values: <ul style="list-style-type: none"> • 1: Yes • 0: No
IS_SUPPRESSED	Specifies whether the problem is suppressed. Possible values: <ul style="list-style-type: none"> • 1: Yes • 0: No
LAST_ANNOTATION_SEQ	The sequence ID of the last annotation entered for this issue
CREATION_DATE	The date the problem was created
LAST_UPDATED_DATE	The date when this problem was updated last
INC_COUNT	The number of incidents associated with this problem
OPEN_STATUS	Specifies the status of the problem. Possible values: <ul style="list-style-type: none"> • 1: Open • 0: Closed
CLOSED_DATE	The date when the problem is closed (if it is closed)
TARGET_GUID	The unique ID of a target (can be null). This value is set only when all the incidents in the problem belong to the same target or source object combination. It is set to null when the incidents belong to multiple sources. Note: For this release, problems can be associated with a single target only
PROBLEM_KEY	Unique signature of this problem
SR_ID	ID of the service request associated with this problem, if any
BUG_ID	ID of the bug associated with this problem, if any

MGMT\$PROBLEM_ANNOTATION

The MGMT\$PROBLEM_ANNOTATION view is the view for the mapping between problems and annotations. Each problem can have multiple annotations. Ensure that any query against this view uses filtering on appropriate fields with OPEN_STATUS and CLOSED_DATE being the first to take advantage of partitions.

Table 6-9 MGMT\$PROBLEM_ANNOTATION

Column	Description
PROBLEM_ID	The unique RAW ID of a problem
ANNOTATION_SEQ	The order ID in which the annotations is added
ANNOTATION_MSG	The annotation message

Table 6-9 (Cont.) MGMT\$PROBLEM_ANNOTATION

Column	Description
ANNOTATION_DATE	The time stamp when the annotation is made
ANNOTATION_TYPE	The type of the annotation, either user or system generated. Valid values are 'USER' or 'SYSTEM'
ANNOTATION_USER	The user which added the annotation
OPEN_STATUS	Specifies the status of the problem. Possible values: <ul style="list-style-type: none">• 1: Open• 0: Closed
CLOSED_DATE	The date when the problem is closed

7

Hardware Views

This chapter provides a description of each hardware view and its columns. It contains the following sections:

- [Hardware Views](#)
- [Service Tag Views](#)

For examples of how to use views, see [Examples](#) .

Hardware Views

This chapter provides a description of each hardware view and its columns

MGMT\$HW_CPU_DETAILS

The MGMT\$HW_CPU_DETAILS view returns a summary of hardware CPU details.

Table 7-1 MGMT\$HW_CPU_DETAILS

Column	Description
TARGET_TYPE	Type of target for this metric
TARGET_NAME	The name of the target
VENDOR_NAME	The name of the hardware vendor
FREQUENCY_IN_MHZ	The frequency measured in MHz
ECACHE_IN_MB	The size of the ecache measured in MB
IMPL	The details of the implementation
REVISION	The revision details
MASK	The mask details
INSTANCE_COUNT	This is a count of the CPU devices
NUM_CORES	The number of cores per physical CPU
IS_HYPERTHREAD_ENABLE D	Defines whether hyperthreading is enabled for this physical CPU (set to 0 or 1)
SIBLINGS	Total number of logical processors for this physical CPU
SNAPSHOT_GUID	The globally unique identifier of the snapshot
TARGET_GUID	The globally unique identifier of the target
LAST_COLLECTION_TIMEST AMP	The date-time of the last collection

MGMT\$HW_NIC

The MGMT\$HW_NIC view returns a summary of hardware network interface card (NIC) information.

Table 7-2 MGMT\$HW_NIC

Column	Description
TARGET_TYPE	Type of target for this metric
TARGET_NAME	The name of the target
HOST_NAME	The name of the host
NAME	The NIC name
INET_ADDRESS	The NIC address
MAX_TRANSFER_UNIT	The NIC maximum transfer unit
BROADCAST_ADDRESS	The NIC broadcast address
FLAGS	The NIC flags
MASK	The NIC masks
MAC_ADDRESS	The NIC MAC address
MAC_ADDRESS_STD	The STD NIC MAC address
DHCP_ENABLED	Defines whether DHCP is enabled (set to Y or N)
HOST_ALIASES	The NIC host aliases
INET6_ADDRESSES	The Ipv6 addresses of the host
SNAPSHOT_GUID	The globally unique identifier of the snapshot
TARGET_GUID	The globally unique identifier of the target
LAST_COLLECTION_TIME STAMP	The date-time of the last collection
IS_PHYSICAL	Defines whether the NIC is physical or not (set to 0 or 1)

MGMT\$HW_NIC_BONDS

The MGMT\$HW_NIC_BONDS view returns a summary of hardware network interface card (NIC) bonds information.

Table 7-3 MGMT\$HW_NIC_BONDS

Column	Description
TARGET_TYPE	Type of target for this metric
TARGET_NAME	The name of the target
BOND_NAME	The name of the bond
PRIMARY_SLAVE	The primary slave of the bond
SECONDARY_SLAVES	The secondary slaves of the bond
BOND_MODE	The mode of the bond, for example, Balanced
OPTIONS	The options used when the bond is created
SNAPSHOT_GUID	The globally unique identifier of the snapshot
TARGET_GUID	The globally unique identifier of the target
LAST_COLLECTION_TIME STAMP	The date-time of the last collection

MGMT\$HW_IO_DEVICES

The MGMT\$HW_IO_DEVICES view returns a summary of IO device details.

Table 7-4 MGMT\$HW_IO_DEVICES

Column	Description
TARGET_TYPE	Type of target for this metric
TARGET_NAME	The name of the target
VENDOR_NAME	The vendor name
NAME	The name of the IO device
FREQ_IN_MHZ	The frequency in MHz
BUS	The bus type
REVISION	The revision of the IO device
INSTANCE_COUNT	This is a count of the IO devices that have the same vendor name, name, and so on
SNAPSHOT_GUID	The globally unique identifier of the snapshot
TARGET_GUID	The globally unique identifier of the target
LAST_COLLECTION_TIMESTAMP	The date-time of the last collection

MGMT\$EM_ECM_HOST_VIRTUAL

The MGMT\$EM_ECM_HOST_VIRTUAL view returns virtualization properties of the Host targets.

Table 7-5 MGMT\$EM_ECM_HOST_VIRTUAL

Column	Description
HOST_NAME	Name of the Host target name
TARGET_NAME	Name of the target
TARGET_GUID	Globally unique identifier of the target
ECM_SNAPSHOT_ID	ECM Snapshot ID of the current snapshot for Host target
NAME	Virtualization Property Name
VALUE	Virtualization Property Value

MGMT\$HW_HOSTS_FILE

The MGMT\$HW_HOSTS_FILE view returns details of the hosts file (/etc/host) in parsed format.

Table 7-6 MGMT\$EM_ECM_HOST_VIRTUAL

Column	Description
TARGET_NAME	Name of the target
IP_ADDRESS	IP address
VALUE	Fully qualified domain name, alias, and so on.
SNAPSHOT_GUID	ECM Snapshot ID of the current snapshot for Host target
TARGET_GUID	Globally unique identifier of the target
TARGET_TYPE	Type of target
LAST_COLLECTION_TIME STAMP	Date-time of the last collection

Service Tag Views

This section provides a description of each service tag view and its columns. It contains the following sections:

MGMT\$SERVICETAG_INSTANCES

The MGMT\$SERVICETAG_INSTANCES view provides information about the product ID and instance of the product installed on the server, such as Oracle Solaris Cluster.

Table 7-7 MGMT\$SERVICETAG_INSTANCES

Column	Description
PRODUCT_URN	Denotes the product ID for the product installed on the server
INSTANCE_URN	Uniquely identifies the instance of the product installed on that server

MGMT\$SERVICETAG_REGISTRY

The MGMT\$SERVICETAG_REGISTRY view uniquely identifies the instance of a Service Tag registry on a server and the version of Service Tag software that created it.

Table 7-8 MGMT\$SERVICETAG_REGISTRY

Column	Description
AGENT_ID	Uniquely identifies the instance of a Service Tag registry on the server
AGENT_VERSION	Uniquely identifies the version of the Service Tag software
REGISTRY_VERSION	Identifies the version of the registry. This is the registry that Oracle Configuration Manager (OCM) harvests to collect the data for this metric.

8

Inventory Views

This chapter provides a description of each inventory view and its columns. It contains the following sections:

- [Inventory Views](#)
- [Oracle Home Directory Patching Views](#)
- [Oracle Home Directory Views](#)

For examples of how to use views, see [Examples](#) .

Inventory Views

This section provides a description of each inventory view and its columns. It contains the following sections:

- [MGMT\\$TARGET](#)
- [MGMT\\$TARGET_TYPE](#)
- [MGMT\\$TARGET_TYPE_DEF](#)
- [MGMT\\$TARGET_ASSOCIATIONS](#)
- [MGMT\\$TARGET_MEMBERS](#)
- [MGMT\\$TARGET_FLAT_MEMBERS](#)
- [MGMT\\$TARGET_TYPE_PROPERTIES](#)
- [MGMT\\$TARGET_PROPERTIES](#)

MGMT\$TARGET

The MGMT\$TARGET view displays information about the managed targets that are known to the Management Repository. These targets may or may not be actively monitored.

Table 8-1 MGMT\$TARGET

Column	Description
TARGET_NAME	Name of the target where the metric was collected. The target name uniquely identifies a managed target within the Management Repository. The target name typically contains the name of the managed entity that was provided by the system or database administrator.
TARGET_TYPE	The type of the target. Types of targets may include databases, hosts, web servers, applications, or Application Servers. The definer of the collection definition at the Management Agent defines the target type. The target type defines the set of metrics that are collected for a managed target within the Management Repository.
TARGET_GUID	The unique global identifier for the target.

Table 8-1 (Cont.) MGMT\$TARGET

Column	Description
TYPE_VERSION	The target type meta version of the metadata set. Metadata versions may be updated when applying patches or upon new releases of Enterprise Manager Grid Control.
TYPE_QUALIFIER1-5	Up to five qualifiers can be used to distinguish different metric definitions based on different system configurations. Example qualifier entries might include operating system version, database version, or Oracle RAC configuration.
EMD_URL	The URL address of the Management Agent that is managing the target
TIMEZONE_REGION	The time zone region in which the target operates
DISPLAY_NAME	User-friendly name for the target
HOST_NAME	Name of the host where the target is running. For composite targets or targets that span a host, this column will be NULL.
LAST_METRIC_LOAD_TIME	Time stamp of when information for this target was last loaded into the Management Repository. If metrics have not been loaded into the Management Repository for the target, this column will be NULL.
TYPE_DISPLAY_NAME	User-friendly name of the target type
OWNER VARCHAR2	Enterprise Manager administrator that owns the target
LAST_LOAD_TIME_UTC	The UTC date and time when the data was last loaded for the target
CREATION_DATE	Date when target was first added to the repository in the Database's timezone
BROKEN_REASON	May indicate a reason for target not getting monitored by the Agent

 **Note:**

For Oracle support use only, contact your Oracle representative

BROKEN_STR	May indicate a reason for target not getting monitored by the Agent
------------	---

 **Note:**

For Oracle support use only, contact your Oracle representative

Usage Notes

- Display a list of the targets known to the Management Repository.
- Display administration and monitoring information in the context of a managed target.
- Order the targets by last load time for customers to get a sense on how recent the information is for a target in the Management Repository. To access this

information in an ordered way, customers should use the appropriate `ORDER BY` clause with the view.

- Access to this view will use an index if the query references the target name and target type.
- There is an implicit assumption that customers will not use this view to identify the targets that are owned by a Management Agent or the targets that reside on a specific host.

MGMT\$TARGET_TYPE

The `MGMT$TARGET_TYPE` view displays metric descriptions for a given target name and target type. This information is available for the metrics for the managed targets that have been loaded into the Management Repository. Metrics are specific to the target type.

Table 8-2 MGMT\$TARGET_TYPE

Column	Description
TARGET_NAME	Name of the target where the metric was collected. The target name uniquely identifies a managed target within the Management Repository. The target name typically contains the name of the managed entity that was provided by the system or database administrator.
TARGET_TYPE	The target type defines the set of metrics that are applicable for the target
TARGET_GUID	The unique global identifier for the target
TYPE_VERSION	The target type meta version of the metadata set. Metadata versions may be updated when applying patches or upon new releases of Enterprise Manager Grid Control.
TYPE_QUALIFIER1-5	Up to five qualifiers can be used to distinguish different metric definitions based on different system configurations. Example qualifier entries may include operating system version, database version, or Oracle RAC configuration.
METRIC_NAME	The name of the metric that is being defined
METRIC_COLUMN	For table metrics, the metric column contains the name of the column in the table that is being defined. If the metric that is being defined is not a table metric, the value in this column is a single space. For example, if a table describing the <code>MGMT\$TARGET_TYPE</code> view is to be defined as a table metric, Column Name, Data Type, and Description would be metric columns.
KEY_COLUMN	For table metrics, the key column contains the name of the column in the table that represents the primary key. Values in this column must uniquely identify rows in the table. If the metric that is being defined is not a table metric, the value in this column is a single space; For example, the Column Name would be the key column if this table describing the <code>MGMT\$TARGET_TYPE</code> view was being defined as a table metric.

Table 8-2 (Cont.) MGMT\$TARGET_TYPE

Column	Description
METRIC_TYPE	A DECODE of the internal numeric type of the metric that is being defined. This column will contain one of the following values: <ul style="list-style-type: none"> • Number • String • Table • Raw • External • Repository Metric
METRIC_LABEL	A intuitive display name for the metric that is being defined
COLUMN_LABEL	For table metrics, the column label contains a user understandable display name for the metric column
DESCRIPTION	A description of the metric that is being defined
DESCRIPTION_NLSID	The NLSid of the description of the metric
UNIT	The unit of the metric that is being defined
UNIT_NLSID	The NLSid of the unit of the metric being defined
SHORT_NAME	This is a shortened version of the metric display name for the "dense" UI concept
SHORT_NAME_NLSID	The NLSid of the short name of the metric being defined

Usage Notes

- List the set of metrics that have been defined for a target type.
- Display intuitive metric names and associated attributes such as unit in a general way during portal, web application, or custom 4GL report generation.
- Access to this view will use an index if the query references the metric name, metric column. The query should also qualify the target name and target type in order to restrict the amount of information returned.

MGMT\$TARGET_TYPE_DEF

The MGMT\$TARGET_TYPE_DEF view displays definition information for a target type.

Table 8-3 MGMT\$TARGET_TYPE_DEF

Column	Description
TARGET_TYPE	The target type defines the set of metrics that are applicable for the target
TYPE_DISPLAY_NAME	User-friendly name of the target type
TARGET_TYPE_GUID	The unique global identifier (GUID) of the target type
MAX_TYPE_META_VER	The maximum version of the target type stored in the Management Repository

MGMT\$TARGET_ASSOCIATIONS

The MGMT\$TARGET_ASSOCIATIONS view displays the various associations between targets. This view can be used to find all types of associations for a given target.

Table 8-4 MGMT\$TARGET_ASSOCIATIONS

Column	Description
ASSOC_DEF_NAME	Name of the association definition
SOURCE_TARGET_NAME	Target name of the target to which the association is being defined
SOURCE_TARGET_TYPE	The target type of the target for which the association is being defined. "ANY" can be used to specify that any target type be used.
ASSOC_TARGET_NAME	Target Name of the target which is being associated with the source target
ASSOC_TARGET_TYPE	The target type of the associated target. "ANY" can be used to specify that any target type be used
SCOPE_TARGET_NAME	The target under whose scope the association is valid This applies to non-global associations only. For example: A database may be part of a composite target only for a particular service.
SCOPE_TARGET_TYPE	The target type for which the association is valid. This applies to non-global associations only.
ASSOCIATION_TYPE	The type of association

Usage Notes

- Can be used to list the associations defined for a specific target.
- Queries using this view will use an index if either (source_target_name, source_target_type) or (assoc_target_name, assoc_target_type) is specified.

MGMT\$TARGET_MEMBERS

The MGMT\$TARGET_MEMBERS view displays the list of direct members for a target.

Table 8-5 MGMT\$TARGET_MEMBERS

Column	Description
AGGREGATE_TARGET_NAME	Target name of the aggregate target
AGGREGATE_TARGET_TYPE	Target type of the aggregate target
AGGREGATE_TARGET_GUID	Target GUID of the aggregate target
MEMBER_TARGET_NAME	Target name of the member target
MEMBER_TARGET_TYPE	Target type of the member target
MEMBER_TARGET_GUID	Target GUID of the member target

Usage Notes

- Find the members for a aggregate target.

- Find the aggregate targets for which a given target is a direct member.
- Queries, which specify values for (AGGREGATE_TARGET_NAME, AGGREGATE_TARGET_TYPE) or (MEMBER_TARGET_NAME, MEMBER_TARGET_TYPE) will use index.
- Joins using AGGREGATE_TARGET_GUID and MEMBER_TARGET_GUID will be efficient.

MGMT\$TARGET_FLAT_MEMBERS

The MGMT\$TARGET_FLAT_MEMBERS view displays the list of all direct and indirect members of the target.

Table 8-6 MGMT\$TARGET_FLAT_MEMBERS

Column	Description
AGGREGATE_TARGET_NAME	The target name of the aggregate target
AGGREGATE_TARGET_TYPE	The target type of the aggregate target
AGGREGATE_TARGET_GUID	Target GUID of the aggregate target
MEMBER_TARGET_NAME	Target Name of the member target
MEMBER_TARGET_TYPE	Target type of the member target
MEMBER_TARGET_GUID	Target GUID of the member target

Usage Notes

- Find the members for an aggregate target.
- Find the aggregate targets for which a given target is a member either directly or indirectly.
- Queries, which specify values for (AGGREGATE_TARGET_NAME, AGGREGATE_TARGET_TYPE) or (MEMBER_TARGET_NAME, MEMBER_TARGET_TYPE), will use index.
- Joins using AGGREGATE_TARGET_GUID and MEMBER_TARGET_GUID will be the most efficient on this view.

MGMT\$TARGET_TYPE_PROPERTIES

The MGMT\$TARGET_TYPE_PROPERTIES view displays the default list of properties that are applicable to the target based on the target type to which the target belongs.

Table 8-7 MGMT\$TARGET_TYPE_PROPERTIES

Column	Description
TARGET_NAME	Name of the target
TARGET_TYPE	Name of the target type
PROPERTY_NAME	Name of the property, such as is_aggregate, is_service, IsBaselineable

Table 8-7 (Cont.) MGMT\$TARGET_TYPE_PROPERTIES

Column	Description
PROPERTY_VALUE	Value of the property

Usage Notes

List the properties applicable to the target and the default values.

MGMT\$TARGET_PROPERTIES

The MGMT\$TARGET_PROPERTIES view displays detailed target properties.

Table 8-8 MGMT\$TARGET_PROPERTIES

Column	Description
TARGET_NAME	Name of the target where the metric was collected. The target name uniquely identifies a managed target within the Management Repository. The target name typically contains the name of the managed entity that was provided by the system or database administrator.
TARGET_TYPE	The target type defines the set of metrics that are applicable for the target
TARGET_GUID	The unique global identifier for the target
PROPERTY_NAME	The name of the target property being defined
PROPERTY_VALUE	The value of the target property being defined
PROPERTY_TYPE	The type of the target property being defined. Possible values are: INSTANCE, if the property is applicable to the target instance. DYNAMIC, if the property is calculated dynamically.

Oracle Home Directory Patching Views

This section provides a description of each Oracle home directory patching view. It includes the following sections:

- [MGMT\\$EM_HOMES_PLATFORM](#)
- [MGMT\\$APPL_PATCH_AND_PATCHSET](#)
- [MGMT\\$HOMES_AFFECTED](#)
- [MGMT\\$APPLIED_PATCHES](#)
- [MGMT\\$APPLIED_PATCHSETS](#)

MGMT\$EM_HOMES_PLATFORM

The MGMT\$EM_HOMES_PLATFORM view displays the platform information about the home directories. If the home directory does not have an ARU platform ID, then the platform of the Operating System is considered as the platform of the home directory.

Table 8-9 MGMT\$EM_HOMES_PLATFORM

Column	Description
HOME_ID	Unique ID for the home directory
PLATFORM_ID	If the home directory has an ARU platform it is used, otherwise the platform ID of the host is picked
PLATFORM	The platform corresponding to the platform_id

MGMT\$APPL_PATCH_AND_PATCHSET

The MGMT\$APPL_PATCH_AND_PATCHSET view displays the list of interim patches and patchsets that are applicable to the home directories.

Table 8-10 MGMT\$APPL_PATCH_AND_PATCHSET

Column	Description
PATCH_ID	The patch ID
TYPE	Patch or patchset
PRODUCT	The product pertaining to the patch
PATCH_RELEASE	Release version
PLATFORM	Platform on which patch is applicable
ADVISORY	The alert name
HOST_NAME	Host name
HOME_LOCATION	Home directory location
PATCH_GUID	Unique ID for the patch or patchset
TARGET_GUID	Unique ID for the target

MGMT\$HOMES_AFFECTED

The MGMT\$HOMES_AFFECTED view displays the list of home directories, vulnerable to bugs, which are fixed by the critical patches released. The number of alerts which are applicable to the home directory are calculated.

Table 8-11 MGMT\$HOMES_AFFECTED

Column	Description
HOST	Host name
HOME_DIRECTORY	Home directory location
TARGET_GUID	Unique ID for target
ALERTS	Number of alerts for this home directory

MGMT\$APPLIED_PATCHES

The MGMT\$APPLIED_PATCHES view displays the list of patches that have been applied on the home directories along with the installation time. Each patch can fix more than one bug. The bugs are listed in a comma-separated string.

Table 8-12 MGMT\$APPLIED_PATCHES

Column	Description
PATCH	Patch name
BUGS	The bugs fixed by this patch
INSTALLATION_TIME	Time of installation (time zone of the target)
HOST	Host name
HOME_LOCATION	Home location
HOME_NAME	Name of the home
CONTAINER_GUID	Name of the home
TARGET_GUID	Unique ID for target

MGMT\$APPLIED_PATCHSETS

The MGMT\$APPLIED_PATCHSETS view displays the list of patchsets that have been applied on the home directories along with the installation time.

Table 8-13 MGMT\$APPLIED_PATCHSETS

Column	Description
VERSION	The version to which the home will get upgraded to when this patchset is applied
NAME	Patchset external name
TIMESTAMP	Time of Installation (time zone of the target)
HOST	Host name
HOME_LOCATION	Home location
HOME_NAME	Name of the home directory
CONTAINER_GUID	Name of the home directory
TARGET_GUID	Unique ID for target

Oracle Home Directory Views

This section provides a description of each Oracle home directory view and its columns. It includes the following sections:

- [MGMT\\$OH_HOME_INFO](#)
- [MGMT\\$OH_DEP_HOMES](#)
- [MGMT\\$OH_CRS_NODES](#)

- [MGMT\\$OH_CLONE_PROPERTIES](#)
- [MGMT\\$OH_COMPONENT](#)
- [MGMT\\$OH_COMP_INST_TYPE](#)
- [MGMT\\$OH_COMP_DEP_RULE](#)
- [MGMT\\$OH_PATCHSET](#)
- [MGMT\\$OH_VERSIONED_PATCH](#)
- [MGMT\\$OH_PATCH](#)
- [MGMT\\$OH_PATCHED_COMPONENT](#)
- [MGMT\\$OH_PATCH_FIXED_BUG](#)
- [MGMT\\$OH_PATCHED_FILE](#)
- [MGMT\\$OH_FILE](#)
- [MGMT\\$PA_RECOM_METRIC_SOURCE](#)
- [MGMT\\$OH_INV_SUMMARY](#)
- [MGMT\\$OH_INSTALLED_TARGETS](#)

MGMT\$OH_HOME_INFO

The MGMT\$OH_HOME_INFO view contains properties of the Oracle home targets.

Table 8-14 MGMT\$OH_HOME_INFO

Column	Description
ECM_SNAPSHOT_ID	ECM Snapshot ID of the current snapshot for Oracle home target
TARGET_NAME	Name of Oracle home target
TARGET_GUID	Oracle home target globally unique identifier
HOST_NAME	Name of the host on which the Oracle home directory is installed
EMD_URL	EMD_URL of the agent monitoring this Oracle home target
HOME_LOCATION	Complete path to the Oracle home directory
OUI_HOME_NAME	OUI home name
OUI_HOME_GUID	OUI Oracle home globally unique identifier. This is unique across all Oracle product installations.
HOME_TYPE	Type of the HOME ('O' [OUI] or 'W' [WebLogic])
HOME_POINTER	OUI Central Inventory/ Composite Home / BEA Home that contains this home
IS_CLONABLE	Is this home clonable? [0/1]
IS_CRIS	Is it a Cluster Ready Services (CRS) home [0/1]
ARU_ID	ARU Platform ID of the Oracle home directory
OUI_PLATFORM_ID	OUI Platform ID of the host
HOME_SIZE	Size of the Oracle home directory (in KBytes)
HOME_RW_STATUS	Read write status of home[NRW/RO/WO/RW]
ORACLE_BASE	Oracle Base (for OUI homes only)
OH_OWNER_ID	Oracle home owner ID

Table 8-14 (Cont.) MGMT\$OH_HOME_INFO

Column	Description
OH_OWNER	Oracle home owner
OH_GROUP_ID	Oracle home group ID
OH_GROUP	Oracle home group
OH_OWNER_GROUPS_ID	Semi colon separated list of groups IDs to which the Oracle home owner belong
OH_OWNER_GROUPS	Semi colon separated list of groups to which the Oracle home owner belongs

MGMT\$OH_DEP_HOMES

The MGMT\$OH_DEP_HOMES view contains information about other homes on which an Oracle home depends.

Table 8-15 MGMT\$OH_DEP_HOMES

Column	Description
ECM_SNAPSHOT_ID	ECM Snapshot ID of the current snapshot for Oracle home target
TARGET_NAME	Name of Oracle home target
TARGET_GUID	Oracle home target globally unique identifier
HOST_NAME	Name of the host on which Oracle home is installed
HOME_LOCATION	Complete path to the Oracle home
HOME_NAME	OUI home name
DEP_HOME_LOCATION	Install location of dependee home

MGMT\$OH_CRS_NODES

The MGMT\$OH_CRS_NODES view contains information about member nodes of a CRS Oracle home.

Table 8-16 MGMT\$OH_CRS_NODES

Column	Description
ECM_SNAPSHOT_ID	ECM Snapshot ID of the current snapshot for Oracle home target
TARGET_NAME	Name of Oracle home target
TARGET_GUID	Oracle home target globally unique identifier
HOST_NAME	Name of the host on which Oracle home is installed
HOME_LOCATION	Complete path to the Oracle home
HOME_NAME	OUI home name
NODE	Node host name

MGMT\$OH_CLONE_PROPERTIES

The MGMT\$OH_CLONE_PROPERTIES view contains information about clone properties of an Oracle home.

Table 8-17 MGMT\$OH_CLONE_PROPERTIES

Column	Description
ECM_SNAPSHOT_ID	ECM Snapshot ID of the current snapshot for the Oracle home target
TARGET_NAME	Name of the Oracle home target
TARGET_GUID	Oracle home target globally unique identifier
HOST_NAME	Name of the host on which the Oracle home is installed
HOME_LOCATION	Complete path to the Oracle home
HOME_NAME	OUI home name
PROPERTY_NAME	Clone property name
PROPERTY_VALUE	Property value

MGMT\$OH_COMPONENT

The MGMT\$OH_COMPONENT view contains information about components installed in an Oracle home.

Table 8-18 MGMT\$OH_COMPONENT

Column	Description
ECM_SNAPSHOT_ID	ECM Snapshot ID of the current snapshot for the Oracle home target
TARGET_NAME	Name of the Oracle home target
TARGET_GUID	Oracle home target globally unique identifier
HOST_NAME	Name of the host on which the Oracle home is installed
HOME_LOCATION	Complete path to the Oracle Home
HOME_NAME	OUI home name
COMPONENT_NAME	Component name
VERSION	Current version of component
BASE_VERSION	Component base version
INSTALL_TIME	Installation time of component
IS_TOP_LEVEL	Is it a top level component [0/1]
EXTERNAL_NAME	External name of the component
DESCRIPTION	A brief description of the component
LANGUAGES	Languages supported by this component installation
INSTALLED_LOCATION	Component install location
INSTALLER_VERSION	Installer version

Table 8-18 (Cont.) MGMT\$OH_COMPONENT

Column	Description
MIN_DEINSTALLER_VERSION	Minimum OUI version required to deinstall this component

MGMT\$OH_COMP_INST_TYPE

The MGMT\$OH_COMP_INST_TYPE view contains Install Type information about components installed in an Oracle home directory.

Table 8-19 MGMT\$OH_COMP_INST_TYPE

Column	Description
ECM_SNAPSHOT_ID	ECM Snapshot ID of the current snapshot for the Oracle home target
TARGET_NAME	Name of the Oracle home target
TARGET_GUID	Oracle home target globally unique identifier
HOST_NAME	Name of the host on which Oracle home is installed
HOME_LOCATION	Complete path to the Oracle home
HOME_NAME	OUI home name
COMPONENT_NAME	Component name
COMPONENT_VERSION	Component base version
NAME_ID	Install type name ID
INSTALL_TYPE_NAME	Install type name
DESC_ID	Install type desc ID

MGMT\$OH_COMP_DEP_RULE

The MGMT\$OH_COMP_DEP_RULE view contains information about a dependency relationship between components installed in an Oracle home.

Table 8-20 MGMT\$OH_COMP_DEP_RULE

Column	Description
ECM_SNAPSHOT_ID	ECM Snapshot ID of the current snapshot for the Oracle home target
TARGET_NAME	Name of the Oracle home target
TARGET_GUID	Oracle home target globally unique identifier
HOST_NAME	Name of the host on which the Oracle home is installed
HOME_LOCATION	Complete path to the Oracle home
HOME_NAME	OUI home name
COMPONENT_NAME	Component name
COMPONENT_VERSION	Component base version
DEPENDEE_NAME	Dependee component name

Table 8-20 (Cont.) MGMT\$OH_COMP_DEP_RULE

Column	Description
DEPENDEE_VERSION	Dependee component version
DEPENDEE_HOME_GUID	Oracle home dependee component globally unique identifier

MGMT\$OH_PATCHSET

The MGMT\$OH_PATCHSET view contains information about patchsets applied on an Oracle home directory.

Table 8-21 MGMT\$OH_PATCHSET

Column	Description
ECM_SNAPSHOT_ID	ECM Snapshot ID of the current snapshot for the Oracle home target
TARGET_NAME	Name of the Oracle home target
TARGET_GUID	Oracle home target globally unique identifier
HOST_NAME	Name of the host on which the Oracle home is installed
HOME_LOCATION	Complete path to the Oracle home
HOME_NAME	OUI home name
PATCHSET_NAME	Patchset name
PATCHSET_VERSION	Patchset version
INSTALL_TIME	Installation time of patchset
EXTERNAL_NAME	External name of the patchset
DESCRIPTION	A brief description of the patchset
INV_LOCATION	Patchset inventory location
INSTALLER_VERSION	Installer version
MIN_DEINSTALLER_VERSION	Minimum OUI version required to deinstall this patchset

MGMT\$OH_VERSIONED_PATCH

The MGMT\$OH_VERSIONED_PATCH view contains information about versioned patches applied on an Oracle home directory.

Table 8-22 MGMT\$OH_VERSIONED_PATCH

Column	Description
ECM_SNAPSHOT_ID	ECM Snapshot ID of the current snapshot for the Oracle home target
TARGET_NAME	Name of Oracle home target
TARGET_GUID	Oracle home target globally unique identifier
HOST_NAME	Name of the host on which the Oracle home is installed

Table 8-22 (Cont.) MGMT\$OH_VERSIONED_PATCH

Column	Description
HOME_LOCATION	Complete path to the Oracle home
HOME_NAME	OUI home name
VPATCH_NAME	Versioned patch name (should be same as the component name, on which the versioned patch is applied)
VPATCH_VERSION	Versioned patch version
BASE_COMP_VERSION	Base component version, on which the versioned patch is applied
PATCHSET_NAME	Name of the patchset this versioned patch is part of
PATCHSET_VERSION	Version of the patchset this versioned patch is part of
INSTALL_TIME	Installation time of the versioned patch
EXTERNAL_NAME	External name of the versioned patch
DESCRIPTION	A brief description of the versioned patch
LANGUAGES	Languages supported by this versioned patch
INSTALLED_LOCATION	Install location of the versioned patch
INSTALLER_VERSION	Installer version
MIN_DEINSTALLER_VERSION	Minimum OUI version required to remove this versioned patch

MGMT\$OH_PATCH

The MGMT\$OH_PATCH view contains information about patches applied on an Oracle home directory.

Table 8-23 MGMT\$OH_PATCH

Column	Description
ECM_SNAPSHOT_ID	ECM Snapshot ID of the current snapshot for the Oracle home target
TARGET_NAME	Name of the Oracle home target
TARGET_GUID	Oracle home target globally unique identifier
HOST_NAME	Name of the host on which the Oracle home is installed
HOME_LOCATION	Complete path to the Oracle home
HOME_NAME	OUI home name
PATCH_ID	Patch ID (may be same for more than one patches)
PATCH_UPI	Unique patch identifier (putting N/A when not available in metadata)
PATCH_LANG	Patch language
BUGS_FIXED	Comma separated list of bugs fixed by the patch
INSTALL_TIME	Installation time of the patch
IS_ROLLBACKABLE	Can the patch be rolled back? [0/1]
IS_PSU	Is it a PSU? [0/1]
IS_ONLINE_PATCH	Is it an online patch?

Table 8-23 (Cont.) MGMT\$OH_PATCH

Column	Description
PROFILE	Profile used to install the patch (only for WebLogic)
PATCH_TYPE	Patch type
DESCRIPTION	A brief description of the patch
XML_INV_LOCATION	Patch XML inventory location
INSTALLER_VERSION	Installer version of the patch

MGMT\$OH_PATCHED_COMPONENT

The MGMT\$OH_PATCHED_COMPONENT view contains information about components affected by a patch applied on an Oracle home directory.

Table 8-24 MGMT\$OH_PATCHED_COMPONENT

Column	Description
ECM_SNAPSHOT_ID	ECM Snapshot ID of the current snapshot for the Oracle home target
TARGET_NAME	Name of the Oracle home target
TARGET_GUID	Oracle home target globally unique identifier
HOST_NAME	Name of the host on which the Oracle home is installed
HOME_LOCATION	Complete path to the Oracle home
HOME_NAME	OUI home name
PATCH_ID	Patch ID (may be the same for more than one patch)
PATCH_UPI	Unique Patch Identifier (putting N/A when not available in metadata)
PATCH_LANG	Patch language
COMPONENT_NAME	Affected component name
COMPONENT_VERSION	Current version of the affected component
COMPONENT_BASE_VERSION	Base version of the affected component
COMPONENT_EXTERNAL_NAME	External name of the affected component
FROM_VERSION	Version of the affected component before applying PSU
TO_VERSION	Version of the affected component after applying PSU

MGMT\$OH_PATCH_FIXED_BUG

The MGMT\$OH_PATCH_FIXED_BUG view contains information about bugs fixed by a patch applied on an Oracle home directory.

Table 8-25 MGMT\$OH_PATCH_FIXED_BUG

Column	Description
ECM_SNAPSHOT_ID	ECM Snapshot ID of the current snapshot for the Oracle home target
TARGET_NAME	Name of the Oracle home target
TARGET_GUID	Oracle home target globally unique identifier
HOST_NAME	Name of the host on which the Oracle home is installed
HOME_LOCATION	Complete path to the Oracle home
HOME_NAME	OUI home name
PATCH_ID	Patch ID (may be the same for more than one patch)
PATCH_UPI	Unique Patch Identifier (putting N/A when not available in metadata)
PATCH_LANG	Patch language
BUG_NUMBER	Bug number of a bug fixed by a patch
BUG_DESC	Bug description of a bug fixed by a patch

MGMT\$OH_PATCHED_FILE

The MGMT\$OH_PATCHED_FILE view contains information about the files affected by a patch applied on an Oracle home directory.

Table 8-26 MGMT\$OH_PATCHED_FILE

Column	Description
ECM_SNAPSHOT_ID	ECM Snapshot ID of the current snapshot for the Oracle home target
TARGET_NAME	Name of the Oracle home target
TARGET_GUID	Oracle home target globally unique identifier
HOST_NAME	Name of the host on which the Oracle home is installed
HOME_LOCATION	Complete path to the Oracle home
HOME_NAME	OUI home name
PATCH_ID	Patch ID (may be the same for more than one patch)
PATCH_UPI	Unique Patch Identifier (putting N/A when not available in metadata)
PATCH_LANG	Installation time of the patchset
TIMESTAMP	Patch timestamp
FILE_NAME	Name of a patched file
COMP_NAME	Name of the OUI component this file is part of
COMP_VERSION	InstaVersion of the OUI component this file is part of

MGMT\$OH_FILE

The MGMT\$OH_FILE view contains information about all the files affected by one or more patches applied on an Oracle home directory.

Table 8-27 MGMT\$OH_FILE

Column	Description
ECM_SNAPSHOT_ID	ECM Snapshot ID of the current snapshot for the Oracle home target
TARGET_NAME	Name of the Oracle home target
TARGET_GUID	Oracle home target globally unique identifier
HOST_NAME	Name of the host on which the Oracle home is installed
HOME_LOCATION	Complete path to the Oracle home
HOME_NAME	OUI home name
FILE_NAME	Patched file name
LAST_PATCH_ID	Patch ID of the last patch applied on the file
LAST_PATCH_UPI	UPI of the last patch applied on the file
LAST_PATCH_LANG	Language of the last patch applied on the file
LAST_PATCH_TIMESTAMP	Timestamp of the last patch applied on the file

MGMT\$PA_RECOM_METRIC_SOURCE

The MGMT\$PA_RECOM_METRIC_SOURCE view contains data for the patch recommendations metric source.

Table 8-28 MGMT\$PA_RECOM_METRIC_SOURCE

Column	Description
PATCH_GUID	The GUID of the patch
PATCH	The patch number
ABSTRACT	The abstract information of the patch
CLASSIFICATION	The classification information of the patch
PA_TGT_GUID	The GUID of a target which is applicable to the recommended patch
PA_TGT_NAME	The name of a target which is applicable to the recommended patch
PA_TGT_TYPE	The type id of a target, such as 'host' or 'oracle_database'
PA_TGT_TYPE_DISPLAY_NAME	The display name of a target type such as 'Host' or 'Database Instance'
HOST_NAME	The name of a host target which host this target
TARGET_GUID	The GUID of a host target which host this target. It is the target GUID of a policy violation.

MGMT\$OH_INV_SUMMARY

The MGMT\$OH_INV_SUMMARY view contains summary of Oracle products and corresponding target types.

Table 8-29 MGMT\$OH_INV_SUMMARY

Column	Description
ECM_SNAPSHOT_ID	ECM Snapshot ID of the current snapshot for the Oracle home target
OH_TARGET_GUID	Oracle home target globally unique identifier
HOST_NAME	Name of the host on which the Oracle home is installed
HOME_LOCATION	Complete path to the Oracle home
COMP_NAME	Component name
COMP_EXTERNAL_NAME	Component external name
COMP_VERSION	Component version
IS_PATCHED	Is this Oracle home patched?[0/1]
MAP_TARGET_TYPE	Map target type
MAP_PROPERTY_NAME	Map property name
MAP_PROPERTY_VALUE	Map property value

MGMT\$OH_INSTALLED_TARGETS

The MGMT\$OH_INSTALLED_TARGETS view contains summary of targets installed in the Oracle home directories.

Table 8-30 MGMT\$OH_PATCHSET

Column	Description
OH_TARGET_NAME	Name of the Oracle home target
OH_TARGET_GUID	Oracle home target globally unique identifier
HOST_NAME	Name of the host on which the Oracle home is installed
HOME_LOCATION	Complete path to the Oracle home
HOME_TYPE	OUI home type
INST_TARGET_NAME	Installed target name
INST_TARGET_TYPE	Installed target type

9

Job Views

A job is a unit of work that you define to automate commonly-run tasks. This chapter provides a description of each job view and its columns. It contains the following sections:

- [MGMT\\$CA_TARGETS](#)
- [MGMT\\$CA_EXECUTIONS](#)
- [MGMT\\$JOBS](#)
- [MGMT\\$JOB_TARGETS](#)
- [MGMT\\$JOB_EXECUTION_HISTORY](#)
- [MGMT\\$JOB_STEP_HISTORY](#)
- [MGMT\\$JOB_ANNOTATIONS](#)
- [MGMT\\$JOB_NOTIFICATION_LOG](#)
- [MGMT\\$JOB_FINISHED_EXECS](#)

For examples of how to use views, see [Examples](#) .

MGMT\$CA_TARGETS

The MGMT\$CA_TARGETS view provides basic information about a Corrective Action (CA).

Table 9-1 MGMT\$CA_TARGETS

Column	Description
CA_NAME	Name of the CA
CA_ID	Unique ID of the CA
CA_OWNER	Owner of the CA
CA_DESCRIPTION	Description of the CA
JOB_TYPE	Job type of the CA
TARGET_NAME	Name of the target associated with the CA
TARGET_TYPE	Type of target associated with the CA
TARGET_GUID	Unique ID of the target associated with the CA
IS_BROKEN	Specifies whether the CA is broken Possible values: <ul style="list-style-type: none">• 1: CA is broken• 0: CA is not broken

MGMT\$CA_EXECUTIONS

The MGMT\$CA_EXECUTIONS view provides a summary of the Corrective Actions (CA) executions along with the status and targets for each execution.

Table 9-2 MGMT\$CA_EXECUTIONS

Column	Description
CA_NAME	Name of the CA
CA_OWNER	Owner of the CA
CA_ID	Unique ID of the CA
JOB_TYPE	Job type of the CA
EXECUTION_ID	Execution ID of the CA
SCHEDULED_TIME	Scheduled time for the CA execution
START_TIME	Start time of the CA execution (in Coordinated Universal Time (UTC))
END_TIME	End time of the CA execution (in UTC)
TRIGGERING_SEVERITY	Severity that triggered the CA
TARGET_NAME	Name of the target on which the CA executed Note: This value can be different from the target with which the CA is associated
TARGET_TYPE	Type of target on which the CA executed
TARGET_GUID	Unique ID of the target on which the CA executed
TIMEZONE_REGION	The time zone region associated with the execution

Table 9-2 (Cont.) MGMT\$CA_EXECUTIONS

Column	Description
STATUS	<p>Represents the status of the execution</p> <p>Possible values:</p> <ul style="list-style-type: none"> • Scheduled: The execution is scheduled • Running: The execution has steps that have ran already or are running currently • Error: The execution encountered internal errors and terminated • Failed: Some steps of the execution ran into failures • Succeeded: The execution ran as expected • Suspended By User: The user suspended the execution • Suspended: Agent Unreachable: The execution cannot continue because the Management Agent cannot be contacted • Stopped: The execution is stopped explicitly • Suspended on Lock: The execution cannot continue because it is waiting for a logical lock to be obtained • Suspended on Event: The execution cannot continue because it is waiting for an internal event (such as a Management Agent restart) or a timeout to occur • Suspended on Blackout: The execution cannot proceed because the target it is supposed to run against is under blackout • Suspend Pending: The user initiated a suspension of the execution but the execution is still running because some steps cannot be suspended • Stop Pending: The user initiated a stop of the execution but the execution is waiting for some steps that could not be stopped • Inactive: This status is not used in the current release • Queued: The execution is submitted against a queue and there are executions that must complete before this execution can complete • Waiting: This execution tracks the next schedule compared to the current scheduled, running, or suspended execution • Skipped: The execution did not start and its corresponding schedule was skipped. The skip could be due to many reasons, such as overshooting the start grace period, previous schedule not completed when the scheduled time of this execution passed, or the OMS is down. These executions have no corresponding steps • Reassigned: The owner of the job has changed and the new owner has not updated the job to claim ownership. • Missing Credentials: The execution is blocked waiting for the user to supply target credentials • Action Required: The execution is blocked waiting for user action • Suspended on Broken Target: The execution cannot proceed because the corresponding target is broken (it has metric collection issues)
STATUS_INTERNAL	Internal status of the execution.

Table 9-2 (Cont.) MGMT\$CA_EXECUTIONS

Column	Description
STATUS_CODE	Status code of the execution. The meaning of this column varies depending on the job type and the steps ran for the execution. This code usually maps to the exit code of the step that rolls up the status.
STATUS_BUCKET	The status bucket to which the execution corresponds. Note: This value can change from one release to another or between patchsets. Oracle recommends that you do not use this value as filtering criteria
STATE_CYCLE	Provides a lifecycle representation of the status of the execution. Possible values: <ul style="list-style-type: none"> • SCHEDULED: The execution has no steps that are executed. All steps corresponding to the execution are either scheduled to be picked up shortly or later in the future • RUNNING: The execution has at least one step that ran or is running while no steps are blocked waiting for external processing • SUSPENDED: The execution is blocked and is waiting for external processing or an external event. For example, the user might have suspended the execution or a step of the execution might be waiting for some other system to respond (such as clearing of blackout, or a Management Agent restart). Such an execution cannot proceed until a timeout occurs or the event that the execution is waiting on occurs. • FINISHED: The execution has reached a terminal status where no further execution is possible. These executions usually cannot be manipulated in any way (except for failed executions that can be retried, but the retry operation creates a new execution, and does not affect the current execution)

MGMT\$JOBS

The MGMT\$JOBS view displays information about a job including the job's schedule.

Table 9-3 MGMT\$JOBS

Column	Description
JOB_NAME	The unique name for the job
JOB_ID	The unique system identifier for the job
JOB_OWNER	The owner or creator of the job
JOB_DESCRIPTION	Optional text describing the job function
JOB_TYPE	The job type. For example, multi-task, SQL script or OS Command.
TARGET_TYPE	The type of target the job was submitted against. Applies to single-target jobs only
IS_LIBRARY	Indicates whether or not the job is part of the job library

Table 9-3 (Cont.) MGMT\$JOBS

Column	Description
IS_RESTARTABLE	Indicates whether the job can be restarted. "0" indicates the job is not restartable. "1" indicates the job is not restartable. By default, a job is not restartable if the original job owner is deleted and the job is transferred to another administrator.
START_TIME	The scheduled start time. For daily, days of week and days of month schedules, the start_time denotes when the job should start.
END_TIME	For all periodic schedules, the last date (and time) to run the job. For daily, day of week and day of month schedules, only the date portion is used.
TIMEZONE_TYPE	Possible values are: <ul style="list-style-type: none"> • 1 - Repository (deprecated) • 2 - Agent • 3 - Specified Offset/Region (offset from GMT) • 4 - Specified Offset/Region (time zone region name)
TIMEZONE_REGION	The specified time zone region
SCHEDULE_TYPE	Possible values are: <ul style="list-style-type: none"> • 1 - One Time • 2 - Interval • 3 - Daily • 4 - Weekly • 5 - Monthly • 6 - Yearly
INTERVAL	If schedule_type is interval (2), this is the interval at which the job repeats, in minutes
EXECUTION_HOURS	Indicates the time of day at which the job will execute. Hours are specified using the 24-hour format (0 to 23)
EXECUTION_MINUTES	Indicates the time of day at which the job will execute. Minutes are specified as a number between 0 and 59
MONTHS	For days-of-year job schedules, this indicates the "month" in the schedule
DAYS	For day-of-week/month or day(s) of the week job schedules, this indicates the "day" of the week/month. Days-of-week specified as numbers 1 (Sunday) to 7 (Saturday). Days-of-month specified as numbers 1 to 31.

MGMT\$JOB_TARGETS

The MGMT\$JOB_TARGETS view displays the target(s) the job was submitted against.

Table 9-4 MGMT\$JOB_TARGETS

Column	Description
JOB_NAME	The unique name for the job
JOB_OWNER	The owner or creator of the job

Table 9-4 (Cont.) MGMT\$JOB_TARGETS

Column	Description
JOB_ID	Unique id of the submitted job
JOB_TYPE	The job type. For example, multi-task, SQL script or OS Command.
TARGET_NAME	Name of the target the job was submitted against
TARGET_TYPE	The type of target the job was submitted against. Applies to single-target jobs only.
TARGET_GUID	The unique global identifier for the target

MGMT\$JOB_EXECUTION_HISTORY

The MGMT\$JOB_EXECUTION_HISTORY view displays a summary of job executions along with their status and targets for each execution.

Table 9-5 MGMT\$JOB_EXECUTION_HISTORY

Column	Description
JOB_NAME	The unique name for the job
JOB_OWNER	The owner of the job
JOB_ID	The unique system identifier for the job
JOB_TYPE	The job type. For example, multi-task, SQL script or OS Command.
EXECUTION_ID	The unique execution identifier
SCHEDULED_TIME	The scheduled time of job execution (using the time zone specified by TIMEZONE_REGION)
START_TIME	The actual time (UTC) the job executed
END_TIME	The actual time (UTC) the job ended execution
TARGET_NAME	Name of the target the job was submitted against
TARGET_TYPE	The type of target the job was submitted against. Applies to single-target jobs only.
TARGET_GUID	The unique global identifier for the target
TIMEZONE_REGION	The time zone region specifying to the job execution

Table 9-5 (Cont.) MGMT\$JOB_EXECUTION_HISTORY

Column	Description
STATUS	<p>The current status of the job execution</p> <p>Valid values:</p> <ul style="list-style-type: none"> • Scheduled: The job execution is scheduled • Running: The job execution had steps that are run already or are running at the moment • Error: The job execution encountered internal errors and stopped unexpectedly • Failed: Some of the steps of the job execution failed • Succeeded: The job execution completed as expected • Suspended By User: The user suspended the job execution • Suspended: Agent Unreachable: The job execution cannot continue because it cannot contact the Management Agent • Stopped: The job execution is stopped • Suspended on Lock: The job execution cannot proceed because it waiting for a logical lock to be obtained • Suspended on Event: The job execution cannot proceed because it is waiting for an internal event (such as restarting the Management Agent) or a timeout to occur • Suspended on Blackout: The job execution cannot proceed because the target that the job is running against is under blackout • Suspend Pending: The user initiated a suspension but the job execution is still running because some steps could not be suspended • Stop Pending: The user initiated a stop but the job execution is waiting for some steps that could not be stopped • Inactive: This status is not used in the current release • Queued: The job execution is submitted against a queue and there are other jobs that must complete before this job execution can proceed • Waiting: The job execution tracks the next schedule compared to the current scheduled or running or suspended job execution • Skipped: The job execution did not start and its corresponding schedule is skipped • Reassigned: The job owner is changed and the new owner has not updated to job to claim ownership • Missing Credentials: The job execution is blocked and is waiting for the user to supply target credentials • Action Required: The job execution is blocked waiting for user action • Suspended on Broken Target: The job execution cannot proceed because the corresponding target is broken
STATUS_INTERNAL	The internal integer status of the job execution
STATUS_CODE	The status code of the job execution. This integer usually maps to the exit code of the step that rolls up the status.

Table 9-5 (Cont.) MGMT\$JOB_EXECUTION_HISTORY

Column	Description
STATUS_BUCKET	The status bucket to which the execution corresponds Note: This value can change between patchsets and Oracle recommends that you do not use this value as filtering criteria
STATE_CYCLE	Provides a lifecycle representation of the status of the execution Valid values: <ul style="list-style-type: none"> • SCHEDULED: The execution has no steps that are executed yet • RUNNING: The execution has at least one step that ran or is running and no steps are blocked • SUSPENDED: The execution has blocked steps that are waiting for external processing or an external event • FINISHED: The execution has reached where no further execution is possible
SOURCE_EXECUTION_ID	The execution which was retried and caused this execution (EXECUTION_ID). For executions that are not retried, the SOURCE_EXECUTION_ID is the same as the EXECUTION_ID.
RETRIED	This value is set to 1 if this execution is retried. Otherwise, it is set to 0

MGMT\$JOB_STEP_HISTORY

The MGMT\$JOB_STEP_HISTORY view displays step-level details of job executions.

Table 9-6 MGMT\$JOB_STEP_HISTORY

Column	Description
JOB_NAME	The unique name for the job
JOB_OWNER	The owner or creator of the job
JOB_ID	The unique system identifier for the job
EXECUTION_ID	The unique execution identifier
STEP_NAME	The name of the job step
START_TIME	The start time of the job step
END_TIME	The end time of the job step
STATUS	The current status of the job execution
TARGET_NAME	Name of the target the job was submitted against
TARGET_TYPE	The type of target the job was submitted against. Applies to single-target jobs only.
TARGET_GUID	The unique global identifier for the target
OUTPUT	Generated job output
STATUS_INTERNAL	The internal integer status of the job step
STATUS_CODE	The status code of the job execution. This integer usually maps to the exit code of the step that rolls up the status

Table 9-6 (Cont.) MGMT\$JOB_STEP_HISTORY

Column	Description
STEP_ID	The step ID of the job step
STEP_TYPE	The step type of the job step

MGMT\$JOB_ANNOTATIONS

The MGMT\$JOB_ANNOTATIONS view displays a summary of annotations for changes in job status.

Table 9-7 MGMT\$JOB_ANNOTATIONS

Column	Description
JOB_NAME	The unique name for the job
JOB_OWNER	The owner or creator of the job
JOB_STATUS	The job status. Possible values are as follows: <ul style="list-style-type: none"> • 1: Scheduled • 2: Executing • 3: Aborted • 4: Failed • 5: Completed • 6: Suspended • 7: Agent Down • 8: Stopped • 9: Suspended/Lock • 11: Suspended/Blackout • 13: Suspend Pending • 15: Queued • 16: Failed • 17: Waiting • 18: Skipped
OCCURRENCE_TIMESTAMP	The time at which the state change occurred
ANNOTATION_MESSAGE	Annotation text
ANNOTATION_TIMESTAMP	The time the annotation was created
ANNOTATED_BY	Enterprise Manager administrator who authored the annotation

MGMT\$JOB_NOTIFICATION_LOG

The MGMT\$JOB_NOTIFICATION_LOG view displays details of notification deliveries for changes in job status.

Table 9-8 MGMT\$JOB_NOTIFICATION_LOG

Column	Description
JOB_NAME	The unique name for the job

Table 9-8 (Cont.) MGMT\$JOB_NOTIFICATION_LOG

Column	Description
JOB_OWNER	The owner or creator of the job
JOB_STATUS	The job status. Possible values: <ul style="list-style-type: none"> • 1: Scheduled • 2: Executing • 3: Aborted • 4: Failed • 5: Completed • 6: Suspended • 7: Agent Down • 8: Stopped • 9: Suspended/Lock • 11: Suspended/Blackout • 13: Suspend Pending • 15: Queued • 16: Failed • 17: Waiting • 18: Skipped
OCCURRENCE_TIMESTAMP	The time at which the state change occurred
DELIVERY_MESSAGE	The message indicating the success or failure of the notification delivery
DELIVERY_TIMESTAMP	The time at which the log message was created

MGMT\$JOB_FINISHED_EXECS

The MGMT\$JOB_FINISHED_EXECS view displays details of historical job execution summary data.

Column	Description
Job Information	
job_id	ID of the job
job_name	Name of the job
job_owner	Owner of the job
job_type	Job type
system_job	Indicates if job is a system job Possible values: <ul style="list-style-type: none"> • 0: user job (not system job) • 1: system job • 2: system job that needs to be retried on failure
is_corrective_action	Indicates if job is a corrective action

Column	Description
job_status	The current state of the job. Possible values are: <ul style="list-style-type: none">• 0: Active• 1: Suspended - The job is currently suspended by the user• 2: Stopped - The job was stopped• 3: Reassigned - The owner was changed typically because the original owner was deleted• 4: Expired - The job type was disabled• 5: Delete Pending - The job is logically deleted and will be purged
creation_date	Creation date of job (UTC: Current UTC, Time Zone (Coordinated Universal Time))
job_target_count	Number of targets of the job
Execution Information	
execution_id	ID of the job execution.
old_status	Previous status of the job execution

Column	Description
status	<p>Status of the job execution</p> <p>Possible values are:</p> <ul style="list-style-type: none">• 01: Scheduled - The execution is scheduled• 02: Executing - Execution has steps that already ran or are running• 03: Aborted - Execution ran into internal errors and aborted• 04: Failed - Some steps of the execution ran into failures• 05: Completed - The execution ran as expected• 06: Suspended - User has suspended execution• 07: Agent down - Execution cannot continue as the agent cannot be contacted• 08: Stopped - Execution was explicitly stopped• 09: Suspended due to lock - Execution cannot proceed as it is waiting for a logical "lock" to be obtained• 10: Suspended due to event - Execution cannot proceed as it is waiting for an internal event (usually, agent bounce) or a timeout to occur• 11: Suspended due to blackout - Execution cannot proceed because the target it is supposed to run against is under blackout• 12: Stop Pending - User has initiated a stop of this execution but the execution is waiting for steps that could not be stopped• 13: Pending Suspend - User has initiated a suspension of this execution but the execution is still running because some steps could not be suspended• 14: Inactive - This status is not used anymore• 15: Queued - The execution has been submitted against a queue and there are executions that need to complete before this execution may proceed• 16: Failed Retried - Failed retried execution; Not used anymore• 17: Waiting - This execution tracks the next schedule compared to the currently scheduled or running or suspended execution• 18: Skipped - Execution did not start and its corresponding schedule was skipped. The skip could be due to many reasons, such as overshooting the start grace period, previous schedule still not completed when the scheduled time of

Column	Description
	<p data-bbox="930 275 1349 359">this execution passed, OMS was down, etc. These executions have no corresponding steps</p> <ul data-bbox="881 365 1383 1108" style="list-style-type: none"><li data-bbox="881 365 1383 422">• 19: Delete Pending - Execution is logically deleted and will be purged<li data-bbox="881 428 1383 533">• 20: ReAssigned - The owner of the job has been changed and the new owner has not updated the job to "claim ownership"<li data-bbox="881 539 1383 623">• 21: Suspended/Credentials - Execution is blocked waiting for the user to supply target credentials<li data-bbox="881 630 1383 686">• 22: Action Requires - Execution is blocked awaiting user action<li data-bbox="881 693 1383 749">• 23: Run Limit Exceeded - Dummy Status Used for Notification only<li data-bbox="881 756 1383 812">• 24: Stop Processing - Performing stop operation<li data-bbox="881 819 1383 875">• 25: Stop Pending/Broken - Execution could not be stopped due to error<li data-bbox="881 882 1383 966">• 26: Suspended/Broken - Execution cannot proceed as the corresponding target is broken (has metric collection issues)<li data-bbox="881 972 1383 1029">• 27: Ignored - Execution was ignored. Not used anymore<li data-bbox="881 1035 1383 1108">• 28: CA Broken - Execution cannot proceed due to broken CA. Used internally only

Column	Description
status_bucket	<p>The status bucket to which the job execution belongs.</p> <p>Current Possible Values:</p> <ul style="list-style-type: none">• 990: Active (Status Bucket)<ul style="list-style-type: none">– 1: Scheduled– 2: Running– 22: Action Required– 6: Suspended• 5: Succeeded (Status Bucket)• 4: Problems (Status Bucket)<ul style="list-style-type: none">– 3: Error– 4: Failed– 8: Stopped– 14: Inactive– 18: Skipped– 20: Reassigned– 21: Credentials Missing



Note:

These values may vary slightly depending on the version you use.

Column	Description
status_detail	<p>Details of the job execution status</p> <p>Possible values:</p> <ul style="list-style-type: none"> • STATUS_DETAIL_NONE= 0 - no additional details • STATUS_DETAIL_ALL = -1 - used only for searching for STOP(PENDING) • STATUS:DETAIL_STOP_PND_NO_SCH_NEXT=60 -- Stop pending do NOT schedule next • DETAIL_STOP_PND_SCH_NEXT= 61 -- Stop pending schedule next • DETAIL_STOPPED_BY_RTL = 62 -- Stopped due to RTL: schedule next. not used • DETAIL_STOPPED_BY_UPGRADE= 63 - Stopped by upgrade: schedule nextFor completed (with errors) • DETAIL_COMPLETED_ERRORS := 71 - completed with errorsFor WAITING • STATUSDETAIL_START_WAITING = 77; - started waiting • DETAIL_GRACE_WAITING= 78; - started waiting for specific time for SKIPPED status; • DETAIL_SKIPPED_USER_SUSPEND = 81 - skipped because user suspended execution • DETAIL_SKIPPED_SYSTEM_SUSPEND = 82 skipped because system suspended execution • DETAIL_SKIPPED_RUNNING = 83 - skipped because already running • DETAIL_SKIPPED_EXPIRY = 84 - skipped because execution expired • DETAIL_SKIPPED_USER = 85 - skipped because of user action • DETAIL_SKIPPED_SYSTEM = 86 - skipped because of system action • DETAIL_SKIPPED_UNMIGRATE = 87 - skipped because of unmigrated target used • DETAIL_SKIPPED_REASSIGNED = 89 - skipped because the owner of the job has changed
expected_start_time	Expected start time of the job execution (UTC: Current UTC, Time Zone (Coordinated Universal Time))
start_time	Start time of the job execution (UTC: Current UTC, Time Zone (Coordinated Universal Time))
end_time	End time of the job execution (UTC: Current UTC, Time Zone (Coordinated Universal Time))
queue_id	ID of the queue where the job was executed
queue_index	Index of the job execution in queue

Column	Description
triggering_severity	The GUID of the severity or policy violation that triggered the execution, if the execution is of a corrective action. It can then be used to query information from <code>mgmt_violations</code> table. Example GUID: 123ABCDEF12A12A1A123A1A12345ABC
deleted_target_guid	GUID of deleted target of the job
base_priority	Base priority score for the execution. The score is an integer value; a higher value implies a higher priority for the execution. We compute and cache (or retrieve from cache) an execution's priority based on various properties of the job or the target(s) it operates on. The priority is determined by: <ul style="list-style-type: none"> the lifecycle status of the target it operates on the target list index of the execution if a system job, whether it is a critical job or high priority job, the calculated values from different determines are then added up and build the base priority The higher base priority value the priority of the execution is higher. The priority can be additionally increased or decreased in between. Decreased if for example steps of given execution are constantly failing due to error or increased if the time between marking the steps ready and current time is growing and steps are not getting picked up.
count_steps_completed	Number of steps completed of the job execution
count_total_steps	Number of total steps of the job execution.
retry_count	Number of retries of the job execution.
count_num_of_steps	Total number of steps executed as part of this job
count_num_of_params	Number of parameters of the job execution.
Target Information	
target_count	Number of job targets.
target_guid	GUID of the target of the job.
target_name	Name of the target of the job.
target_type	Type of the target of the job.
target_task_name	Task name of the target of the job.

10

Linux Patching Views

This chapter provides a description of each Linux patching view and its columns. It contains the following sections:

- [MGMT\\$HOSTPATCH_HOSTS](#)
- [MGMT\\$HOSTPATCH_GROUPS](#)
- [MGMT\\$HOSTPATCH_GRP_COMPL_HIST](#)
- [MGMT\\$HOSTPATCH_HOST_COMPL](#)

For examples of how to use views, see [Examples](#) .

MGMT\$HOSTPATCH_HOSTS

The MGMT\$HOSTPATCH_HOSTS view displays information required to generate compliance reports.

Table 10-1 MGMT\$HOSTPATCH_HOSTS

Column	Description
HOST_NAME	Host name
GROUP_NAME	The group the host belongs to
OUT_OF_DATE_PACKAGES	Number of Packages which have a newer version available
ROGUE_PACKAGES	The packages that are not supposed to be installed on the host

MGMT\$HOSTPATCH_GROUPS

The MGMT\$HOSTPATCH_GROUPS view displays additional information about a group, the maturity level which is set by the administrator and the packages which need the host to be rebooted on application.

Table 10-2 MGMT\$HOSTPATCH_GROUPS

Column	Description
GROUP_NAME	The (unique) name of the group
MATURITY_LEVEL	The maturity level of the group. This is set by the administrator.
NEED_REBOOT_PKGS	Comma separated list of packages which need the system to be rebooted on application

MGMT\$HOSTPATCH_GRP_COMPL_HIST

The MGMT\$HOSTPATCH_GRP_COMPL_HIST view displays information required to generate compliance history reports.

Table 10-3 MGMT\$HOSTPATCH_GRP_COMPL_HIST

Column	Description
GROUP_NAME	Name of the group
TOTAL_HOSTS	Number of hosts in the group
COMPLIANT_HOSTS	Number of compliant hosts in the group
LAST_CHECKED_ON	Date on which this record was collected

MGMT\$HOSTPATCH_HOST_COMPL

The MGMT\$HOSTPATCH_HOST_COMPL view displays information required to generate advisory reports.

Table 10-4 MGMT\$HOSTPATCH_HOST_COMPL

Column	Description
HOST_NAME	Host name
PKG_NAME	Package name
VERSION	Version of the package
IS_OUT_OF_DATE	If out of date
IS_ROGUE	If it is rogue

11

Management Template Views

This chapter provides a description of each management template view and its columns. It contains the following sections:

- [MGMT\\$TEMPLATES](#)
- [MGMT\\$TEMPLATE_POLICY_SETTINGS](#)
- [MGMT\\$TEMPLATE_METRICCOLLECTION](#)
- [MGMT\\$TEMPLATE_METRIC_SETTINGS](#)

For examples of how to use views, see [Examples](#) .

MGMT\$TEMPLATES

The MGMT\$TEMPLATES views displays details of all the management templates stored in the Management Repository.

Table 11-1 MGMT\$TEMPLATES

Column	Description
TARGET_TYPE	The target type defines the set of metrics and policies that are applicable for the target
TEMPLATE_NAME	The name of the template
TEMPLATE_GUID	The unique global identifier for the template
DESCRIPTION	The description of the template
OWNER	Enterprise Manager administrator who owns the template
IS_PUBLIC	The flag to specify whether the template is accessible to all EM administrators
CREATED_DATE	The date or time when the template is created in the repository
LAST_UPDATED_DATE	The date or time when the template was last modified in the repository
LAST_UPDATED_BY	The Enterprise Manager administrator who last updated the template

MGMT\$TEMPLATE_POLICY_SETTINGS

The MGMT\$TEMPLATE_POLICY_SETTINGS view displays policy settings for management templates.

Table 11-2 MGMT\$TEMPLATE_POLICY_SETTINGS

Column	Description
TARGET_TYPE	The target type defines the set of metrics and policies that are applicable for the target

Table 11-2 (Cont.) MGMT\$TEMPLATE_POLICY_SETTINGS

Column	Description
TEMPLATE_NAME	The name of the template
TEMPLATE_GUID	The unique global identifier for the template
POLICY_NAME	The name of the policy that is associated with the template
POLICY_GUID	The unique global identifier for the policy
CATEGORY	The name of the category the policy Refer to MGMT\$METRIC_CATEGORIES for the list of all categories
KEY_VALUE	The key value for which the alert has been recorded. For composite keys, this is the first part of the key
KEY_VALUE2	For composite keys, this is the second part of the key for which the alert has been recorded
KEY_VALUE3	For composite keys, this is the third part of the key for which the alert has been recorded
KEY_VALUE4	For composite keys, this is the fourth part of the key for which the alert has been recorded
KEY_VALUE5	For composite keys, this is the fifth part of the key for which the alert has been recorded
KEY_OPERATOR	Specifies whether the key_value columns have any SQL wildcards. For single key column metrics, the value is 1 if the key_value has wildcard characters, 0 otherwise. For metrics with multiple keys, a list of operators for all key columns will be stored here. For example, a metric with 3 keys (k1, k2, k3) where K1 and K2 use wildcards and K3 uses exact match, then 011 is stored in this column
PARAMETER_NAME	The name of the parameter
PREVENT_OVERRIDE	The is a flag that specifies that the metric rows with this key_value has a template override flag. Once the template override flag is ON, any template application will not update the threshold/parameter values.
POLICY_THRESHOLD	The threshold value configured for the policy parameter
ACTION_TYPE	The corrective action type configured. Possible values are: No-Action: when no action is configured Corrective-Action: when a repository side corrective action is configured Agent-Fixit Job: when an Agent side fix-it job is configured.
ACTION_JOB_TYPE	Specifies the job type of the corrective action when ACTION_TYPE is "Corrective-Action"
ACTION_JOB_NAME	Specifies the job name of the corrective action when ACTION_TYPE is "Corrective-Action"
ACTION_JOB_OWNER	Specifies the job owner of the corrective action when ACTION_TYPE is "Corrective-Action"

MGMT\$TEMPLATE_METRICCOLLECTION

The MGMT\$TEMPLATE_METRICCOLLECTIONS view displays information on the metric collections defined for a template.

Table 11-3 MGMT\$TEMPLATE_METRICCOLLECTION

Column	Description
TEMPLATE_NAME	The name of the template
TARGET_TYPE	The target type defines the set of metrics and policies that are applicable for the target
TEMPLATE_GUID	The unique global identifier for the template
METRIC_NAME	The name of the metric for which the template collection is configured
METRIC_COLUMN	The name of the metric column for which the template collection is configured
METRIC_GUID	The unique global identifier for the metric column
COLLECTION_NAME	The name of the collection
IS_REPOSITORY	Indicates whether this is a repository-side collection. A repository-side collection has a PL/SQL evaluation procedure that is responsible for calculating the metric values.
FREQUENCY_CODE	The metric collection frequency type. Possible values are: <ul style="list-style-type: none"> • 1: One Time • 2: Interval • 3: Daily • 4: Weekly • 5: Monthly • 6: Yearly • 7: On Demand
COLLECTION_FREQUENCY	The frequency of the metric collection. Value displayed is dependent on the frequency code: <ul style="list-style-type: none"> • For One Time, the start date-time is stored in DD-MON-YY HH24:MI format. • For Interval type, the frequency in minutes is stored. • For Daily/Weekly/Monthly/Yearly types, the hour and minute of collection is stored in HH24:MI format. • For On-Demand type, On-Demand is stored.
UPLOAD_POLICY	The frequency with which the metric data is uploaded/stored.

MGMT\$TEMPLATE_METRIC_SETTINGS

The MGMT\$TEMPLATE_METRIC_SETTINGS view displays management template settings.

Table 11-4 MGMT\$TEMPLATE_METRIC_SETTINGS

Column	Description
TEMPLATE_NAME	The name of the template
TARGET_TYPE	The target type defines the set of metrics and policies that are applicable for the target
TEMPLATE_GUID	The unique global identifier for the template
METRIC_NAME	The name of the metric for which the template collection is configured
METRIC_COLUMN	The name of the metric column for which the template collection is configured
METRIC_GUID	The unique global identifier for the metric column
COLLECTION_NAME	The name of the collection
CATEGORY	The name of the category the policy. Refer to MGMT\$METRIC_CATEGORIES for the list of all categories.
KEY_VALUE	The key value for which the alert has been recorded. For composite keys, this is the first part of the key.
KEY_VALUE2	For composite keys, this is the second part of the key for which the alert has been recorded
KEY_VALUE3	For composite keys, this is the third part of the key for which the alert has been recorded
KEY_VALUE4	For composite keys, this is the fourth part of the key for which the alert has been recorded
KEY_VALUE5	For composite keys, this is the fifth part of the key for which the alert has been recorded
KEY_OPERATOR	Specifies whether the key_value columns have any SQL wildcards. For single key column metrics, the value is 1 if the key_value has wildcard characters, 0 otherwise. For metrics with multiple keys, a list of operators for all key columns will be stored here. For example, a metric with 3 keys (k1, k2, k3) where K1 and K2 use wildcards and K3 uses exact match, then 011 is stored in this column
PREVENT_OVERRIDE	The is a flag that specifies that the metric rows with this key_value has a template override flag. Once the template override flag is ON, any template application will not update the threshold/parameter values.
WARNING_OPERATOR	Defines the warning threshold condition to be applied <ul style="list-style-type: none"> • 0 - GT • 1 - EQ • 2 - LT • 3 - LE • 4 - GE • 5 - CONTAINS • 6 - NE • 7 - MATCH : regular expression
WARNING_THRESHOLD	The value of the warning threshold

Table 11-4 (Cont.) MGMT\$TEMPLATE_METRIC_SETTINGS

Column	Description
CRITICAL_OPERATOR	Defines the critical threshold condition to be applied <ul style="list-style-type: none"> • 0 - GT • 1 - EQ • 2 - LT • 3 - LE • 4 - GE • 5 - CONTAINS • 6 - NE • 7 - MATCH : regular expression
CRITICAL_THRESHOLD	The value of the critical threshold
OCCURRENCE_COUNT	The number of times the test has to trigger to raise a violation
WARNING_ACTION_TYPE	The warning corrective action type configured. Possible values are: <ul style="list-style-type: none"> • No-Action: when no action is configured • Corrective-Action: when a repository side corrective action is configured • Agent-Fixit Job: when a Management Agent side fix-it job is configured
WARNING_ACTION_JOB_TYPE	Specifies the job type of the warning corrective action when WARNING_ACTION_TYPE is "Corrective-Action"
WARNING_ACTION_JOB_OWNER	Specifies the job owner of the warning corrective action when WARNING_ACTION_TYPE is "Corrective-Action"
WARNING_ACTION_JOB_NAME	Specifies the job name of the warning corrective action when WARNING_ACTION_TYPE is "Corrective-Action"
CRITICAL_ACTION_TYPE	The critical corrective action type configured. Possible values are: <ul style="list-style-type: none"> • No-Action: when no action is configured • Corrective-Action: when a repository side corrective action is configured • Agent-Fixit Job: when a Management Agent side fix-it job is configured
CRITICAL_ACTION_JOB_TYPE	Specifies the job type of the critical corrective action when CRITICAL_ACTION_TYPE is "Corrective-Action"
CRITICAL_ACTION_JOB_OWNER	Specifies the job owner of the critical corrective action when CRITICAL_ACTION_TYPE is "Corrective-Action"
CRITICAL_ACTION_JOB_NAME	Specifies the job name of the critical corrective action when CRITICAL_ACTION_TYPE is "Corrective-Action"

12

Metric Views

This chapter provides a description of each metric view and its columns. It contains the following sections:

- [MGMT\\$METRIC_CATEGORIES](#)
- [MGMT\\$METRIC_COLLECTION](#)
- [MGMT\\$METRIC_ERROR_CURRENT](#)
- [MGMT\\$METRIC_ERROR_HISTORY](#)

For examples of how to use views, see [Examples](#) .

MGMT\$METRIC_CATEGORIES

The MGMT\$METRIC_CATEGORIES view displays the list of classes and categories to which the metric belongs. It can be used to classify the metric based on the class (such as service or functional) and category within the class (such as security or configuration under functional class or usage or performance under service class).

Table 12-1 MGMT\$METRIC_CATEGORIES

Column	Description
TARGET_TYPE	Defines the target type of the metric being categorized
TYPE_VERSION	Defines the version of the target type
METRIC_NAME	Defines the name of the metric
METRIC_COLUMN	For table metrics, the metric column contains the name of the column in the table that is being defined. If the metric that is being defined is not a table metric, then the value in this column is a single space.
METRIC_GUID	A unique ID for the metric
METRIC_CLASS_NAME	Name of the metric class to which this metric belongs
METRIC_CATEGORY_NAME	Name of the category of the metric in the class
METRIC_CATEGORY_NLSID	The NLS ID of the category which is used by Enterprise Manager to translate the name to different languages

MGMT\$METRIC_COLLECTION

The MGMT\$METRIC_COLLECTION view provides the metric thresholds details, frequency, upload policy, and thresholds per target.

Table 12-2 MGMT\$METRIC_COLLECTION

Column	Description
TARGET_NAME	Target where the metrics will be collected

Table 12-2 (Cont.) MGMT\$METRIC_COLLECTION

Column	Description
TARGET_TYPE	Defines the set of metrics that are applicable for the target
TARGET_GUID	The unique id of the target
METRIC_NAME	Name of the metric
METRIC_COLUMN	For table metrics, the metric column contains the name of the column in the table that is being defined. If the metric that is being defined is not a table metric, then the value in this column is a single space.
WARNING_OPERATOR	The operator for the warning threshold. This is used in the reporting environment to create a line on the graph representing the warning threshold appropriately. Possible values: <ul style="list-style-type: none"> • 0 - GT • 1 - EQ • 2 - LT • 3 - LE • 4 - CONTAINS • 5 - NE • 6 - MATCH : regular expression
CRITICAL_OPERATOR	The operator for the critical threshold. This is used in the reporting environment to create a line on the graph representing the critical threshold appropriately. Possible values: <ul style="list-style-type: none"> • 0 - GT • 1 - EQ • 2 - LT • 3 - LE • 4 - CONTAINS • 5 - NE • 6 - MATCH : regular expression
WARNING_THRESHOLD	Value for the warning severity
CRITICAL_THRESHOLD	Value for the critical severity
OCCURENCE_COUNT	The number of occurrences of a warning, critical, or clear severity before a severity record is generated
WARNING_COUNT	The number of consecutive times a metric value has exceeded the warning threshold
CRITICAL_COUNT	The number of consecutive times a metric value has exceeded the critical threshold

MGMT\$METRIC_ERROR_CURRENT

The MGMT\$METRIC_ERROR_CURRENT view associates current metric errors pertaining to a metric.

Table 12-3 MGMT\$METRIC_ERROR_CURRENT

Column	Description
TARGET_NAME	Name of the target for which the metric collection error occurred
TARGET_TYPE	Target type defines the set of metrics that are applicable for the target
TARGET_GUID	The unique ID of the target for which the metric collection error occurred
METRIC_NAME	The underlying metric for which the metric collection error occurred
METRIC_GUID	A unique ID for the metric. It can be used to associate metric information with metric data information during reporting
METRIC_LABEL	User display name of the metric for which the error occurred
COLL_NAME	Name of the collection collecting the metric for which the error occurred
COLLECTION_TIMESTAMP	Time when the collection error occurred
ERROR_TYPE	Indicates the type of error that happened during the collection of the metric Possible values: <ul style="list-style-type: none"> • ERROR • WARNING
ERROR_MESSAGE	Text of the error message

MGMT\$METRIC_ERROR_HISTORY

The MGMT\$METRIC_ERROR_HISTORY view displays the history of metric collection errors.

Table 12-4 METRIC_ERROR_HISTORY

Column	Description
TARGET_NAME	The name of the target for which the metric collection error occurred
TARGET_TYPE	Target type defines the set of metrics that are applicable for the target
TARGET_GUID	Target GUID of the target for which the metric collection error occurred
METRIC_NAME	Name of the metric for which the error occurred
METRIC_GUID	A unique ID for the metric. It can be used to associate metric information with metric data information during reporting
METRIC_LABEL	User display name of the metric for which the error occurred
COLL_NAME	Name of the collection collecting the metric for which the error occurred
COLLECTION_TIMESTAMP	The time when the collection error occurred
ERROR_TYPE	Indicates the type of error that happened during the collection of the metric Possible values are: <ul style="list-style-type: none"> • ERROR • WARNING
ERROR_MESSAGE	Text of the error message

13

Middleware Management Views

This chapter provides a description of Middleware Management views. It includes the following section:

- [Application Deployment Views](#)
- [Glassfish Views](#)
- [Oracle WebLogic Server Views](#)
- [Oracle WebLogic Domain Views](#)
- [Oracle WebLogic Cluster View](#)

For examples of how to use views, see [Examples](#) .

Application Deployment Views

This section provides a description of each application deployment view and its columns. It contains the following sections:

- [MGMT\\$J2EE_APPLICATION](#)
- [MGMT\\$J2EEAPP_EJBCOMPONENT](#)
- [MGMT\\$J2EEAPP_JRFWS](#)
- [MGMT\\$J2EEAPP_JRFWSOPER](#)
- [MGMT\\$J2EEAPP_JRFWSPOLICY](#)
- [MGMT\\$J2EEAPP_JRFWSPORT](#)
- [MGMT\\$J2EEAPP_WEBAPPCOMPONENT](#)
- [MGMT\\$J2EEAPP_WSCONFIG](#)
- [MGMT\\$J2EEAPP_WSPORTCONFIG](#)

MGMT\$J2EE_APPLICATION

The MGMT\$J2EE_APPLICATION view displays general information about the Application configuration.

Table 13-1 MGMT\$J2EE_APPLICATION

Column	Description
CM_TARGET_GUID	The unique global identifier (GUID) for the target
CM_TARGET_TYPE	The type of target: j2ee_application
CM_TARGET_NAME	The name of the target in Enterprise Manager
LAST_COLLECTION_TIMESTAMP	The date and time when the metrics were collected
AMP	

Table 13-1 (Cont.) MGMT\$J2EE_APPLICATION

Column	Description
ECM_SNAPSHOT_ID	GUID of the snapshot
PATH	The fully resolved location of the application source files on the administration server
LOADORDER	A number value that indicates when the unit is deployed, relative to other DeployableUnits on a server, during startup
TYPE	Type of the module. The string value must match those defined by <i>JSR 88: Java EE Application Deployment</i> such as EAR or WAR.

MGMT\$J2EEAPP_EJBCOMPONENT

The MGMT\$J2EEAPP_EJBCOMPONENT view displays general information about the Enterprise JavaBeans (EJB) modules.

Table 13-2 MGMT\$J2EEAPP_EJBCOMPONENT

Column	Description
CM_TARGET_GUID	The unique global identifier (GUID) for the target
CM_TARGET_TYPE	The type of target: j2ee_application
CM_TARGET_NAME	The name of the target in Enterprise Manager
LAST_COLLECTION_TIME STAMP	The date and time when the metrics were collected
ECM_SNAPSHOT_ID	GUID of the snapshot
NAME	Name of the EJB component
DEPLOYMENTORDER	Priority that the server uses when it deploys an item. The priority is relative to the other deployable items of same type.
KEEPGENERATED	Indicates whether KeepGenerated is enabled and whether EJB source files will be kept. Values: true, false.

MGMT\$J2EEAPP_JRFWS

The MGMT\$J2EEAPP_JRFWS view displays general information about the Java Required Files (JRF) Web Services configuration.

Table 13-3 MGMT\$J2EEAPP_JRFWS

Column	Description
CM_TARGET_GUID	The unique global identifier (GUID) for the target
CM_TARGET_TYPE	The type of target: j2ee_application
CM_TARGET_NAME	The name of the target in Enterprise Manager
LAST_COLLECTION_TIME STAMP	The date and time when the metrics were collected
ECM_SNAPSHOT_ID	GUID of the snapshot

Table 13-3 (Cont.) MGMT\$J2EEAPP_JRFWS

Column	Description
SERVICENAME	Name of JRF web service
WEBMODULE	Name of web module that contains the JRF web service
JRFWEBSERVICEKEY	Key column computed as WebModuleName_WebServiceName where WebModuleName is the name of web module that contains the JRF web service and WebServiceName is the name of the JRF web service
DATABINDING	Data binding technology used by the web service port
EXPOSEWSDL	Specifies if the web service definition language (WSDL) is exposed for the service. Values: true, false.
METADATAEXCHANGE	Usage of WS-MetadataExchange for WSDL advertisement. Values: true, false
EXPOSETESTPAGE	Specifies whether the test page is exposed for the service. Values: true, false

MGMT\$J2EEAPP_JRFWSOPER

The MGMT\$J2EEAPP_JRFWSOPER view displays general information about the JRF Web Services Operation configuration.

Table 13-4 MGMT\$J2EEAPP_JRFWSOPER

Column	Description
CM_TARGET_GUID	The unique global identifier (GUID) for the target
CM_TARGET_TYPE	The type of target: j2ee_application
CM_TARGET_NAME	The name of the target in Enterprise Manager
LAST_COLLECTION_TIMESTAMP	The date and time when the metrics were collected
ECM_SNAPSHOT_ID	GUID of the snapshot
SERVICENAME	Name of the JRF web service
WEBMODULE	Name of the web module that contains the JRF web service
PORTNAME	Name of the JRF web service port
OPERATIONNAME	Name of the JRF web service port operation
SOAPACTION	SOAP action
ONEWAY	Indicates whether the operation is one-way. Values: true, false
INPUTENCODING	Operation input encoding
OUTPUTENCODING	Operation output encoding

MGMT\$J2EEAPP_JRFWSPOLICY

The MGMT\$J2EEAPP_JRFWSPOLICY view displays general information about the JRF Web Services Policy configuration.

Table 13-5 MGMT\$J2EEAPP_JRFWSPOLICY

Column	Description
CM_TARGET_GUID	The unique global identifier (GUID) for the target
CM_TARGET_TYPE	The type of target: j2ee_application
CM_TARGET_NAME	The name of the target in Enterprise Manager
LAST_COLLECTION_TIME STAMP	The date and time when the metrics were collected
ECM_SNAPSHOT_ID	GUID of the snapshot
SERVICENAME	Name of the JRF web service
WEBMODULE	Name of the web module that contains the JRF web service
PORTNAME	Name of the JRF web service port
URI	Policy reference URI
CATEGORY	Category of the WS-Policy Reference. For example, security.
ENABLED	Specifies whether the policy references are enabled. Values: true, false.

MGMT\$J2EEAPP_JRFWSPORT

The MGMT\$J2EEAPP_JRFWSPORT view displays general information about the JRF web services port configuration.

Table 13-6 MGMT\$J2EEAPP_JRFWSPORT

Column	Description
CM_TARGET_GUID	The unique global identifier (GUID) for the target
CM_TARGET_TYPE	The type of target: j2ee_application
CM_TARGET_NAME	The name of the target in Enterprise Manager
LAST_COLLECTION_TIME STAMP	The date and time when the metrics were collected
ECM_SNAPSHOT_ID	GUID of the snapshot
SERVICENAME	Name of the JRF web service
WEBMODULE	Name of web module that contains the JRF web service
PORTNAME	Name of the JRF web service port
AVAILABLE	Indicates if a port is available. Possible Values: <ul style="list-style-type: none"> • True • False
RESTSUPPORTED	Indicates whether the port supports REST. Possible Values: <ul style="list-style-type: none"> • True • False
LOGGINGLEVEL	The logging level for the web service port
MAXREQUESTSIZE	Largest size of message in bytes the port can accept

Table 13-6 (Cont.) MGMT\$J2EEAPP_JRFWSHORT

Column	Description
STYLE	SOAP binding style
SOAPVERSION	Version of the SOAP protocol the port supports
STATEFUL	Indicates if the port is stateful. Possible Values: <ul style="list-style-type: none"> • True • False
IMPLEMENTORTYPE	Implementor type of this port, such as JAXWS or JAXRPC
TRANSPORTS	Transports from which the web service port is available
ENDPOINTADDRESSURI	The sub-context of the HTTP URL of the web service port exposing an EJB(2.1)
POLICYSUBJECTNAME	The name of the policy subject
POLICYSUBJECTRESOURCEPATTERN	The resource pattern of the policy subject
POLICYATTACHMENTSUPPORT	Determines the class of the supported policies
POLICYSUBJECTTYPE	The type of the policy subject
LEGACYCONFIG	Indicates whether the port has legacy management configuration. Possible values: <ul style="list-style-type: none"> • True • False
IMPLEMENTORCLASS	The name of the user-provided class that implements the web service port
WSDLURI	The URI to the port WSDL definition
SCHEMAVALIDATEINPUT	Optional validation of input against WSDL schema. Possible values: <ul style="list-style-type: none"> • True • False
ASYNC	Specifies if async is available. Possible values: <ul style="list-style-type: none"> • True • False
ASYNCJNDIDESTRESPONSE	JMS queue name for saving responses
ASYNCJNDIDEST	JMS queue name for saving asynchronous requests
ASYNCCONNFACTRESPONSE	JMS connection factory name for saving responses
ASYNCCONNFACT	JMS connection factory name for saving asynchronous requests

MGMT\$J2EEAPP_WEBAPPCOMPONENT

The MGMT\$J2EEAPP_WEBAPPCOMPONENT view displays general information about the web modules.

Table 13-7 MGMT\$J2EEAPP_WEBAPPCOMPONENT

Column	Description
CM_TARGET_GUID	The unique global identifier (GUID) for the target
CM_TARGET_TYPE	The type of target: j2ee_application
CM_TARGET_NAME	The name of the target in Enterprise Manager
LAST_COLLECTION_TIME STAMP	The date and time when the metrics were collected
ECM_SNAPSHOT_ID	GUID of the snapshot
NAME	Name of the web module
DEPLOYMENTORDER	A priority that the server uses to determine when it deploys an item. The priority is relative to other deployable items of the same type
CONTEXTPATH	Context path
SESSIONTIMEOUTSECS	Session timeout in seconds

MGMT\$J2EEAPP_WSCONFIG

The MGMT\$J2EEAPP_WSCONFIG view displays general information about the Web Service configuration.

Table 13-8 MGMT\$J2EEAPP_WSCONFIG

Column	Description
CM_TARGET_GUID	The unique global identifier (GUID) for the target
CM_TARGET_TYPE	The type of target: j2ee_application
CM_TARGET_NAME	The name of the target in Enterprise Manager
LAST_COLLECTION_TIME STAMP	The date and time when the metrics were collected
ECM_SNAPSHOT_ID	GUID of the snapshot
SERVICENAME	Name of the web service
NAMEINWSDL	The "name" attribute of the "service" element in the WSDL that describes the Web service. It is specified at development time using the serviceName attribute of the @WebService JWS annotation
IMPLEMENTATIONTYPE	Implementation type of the service. The allowed values are: JAX-WS 2.0 JAX-RPC 1.1
URI	URI of this Web Service. The value corresponds to the final part of the endpoint address in the WSDL that describes the Web services

MGMT\$J2EEAPP_WSPORTCONFIG

The MGMT\$J2EEAPP_WSPORTCONFIG view displays general information about the Web Services Port configuration.

Table 13-9 MGMT\$J2EEAPP_WSPORTCONFIG

Column	Description
CM_TARGET_GUID	The unique global identifier (GUID) for the target
CM_TARGET_TYPE	The type of target: j2ee_application
CM_TARGET_NAME	The name of the target in Enterprise Manager
LAST_COLLECTION_TIMESTAMP	The date and time when the metrics were collected
ECM_SNAPSHOT_ID	GUID of the snapshot
SERVICENAME	The "name" attribute of the "service" element in the WSDL that describes the Web service. It is specified at development time using the serviceName attribute of the @WebService JWS annotation.
PORTNAME	Name of the web service port
TRANSPORTPROTOCOL	Transport protocol used to invoke this web service, such as HTTP, HTTPS, or JMS

Glassfish Views

This section provides a description of each glassfish view and its columns. It contains the following sections:

- [MGMT\\$EMAS_GLASSFISH_DOMAIN](#)
- [MGMT\\$EMAS_GLASSFISH_NODES](#)
- [MGMT\\$EMAS_GLASSFISH_SERVER](#)
- [MGMT\\$EMAS_GLASSFISH_SVR_PROP](#)
- [MMGMT\\$EMAS_GLASSFISH_NW_LSTNR](#)
- [MGMT\\$EMAS_GLASSFISH_DATASOURCE](#)
- [MGMT\\$EMAS_GLASSFISH_DS_PROP](#)

MGMT\$EMAS_GLASSFISH_DOMAIN

The MGMT\$EMAS_GLASSFISH_DOMAIN view displays general information about the glassfish domain target.

Table 13-10 MGMT\$EMAS_GLASSFISH_DOMAIN

Column	Description
CM_TARGET_GUID	The unique global identifier (GUID) for the target.
CM_TARGET_TYPE	The type of target: glassfish_domain
CM_TARGET_NAME	The name of target in Enterprise Manager
CM_SNAPSHOT_TYPE	The type of snapshot which collected the config metric
LAST_COLLECTION_TIMESTAMP	The date and time when the metrics were collected
ECM_SNAPSHOT_ID	GUID of the snapshot

Table 13-10 (Cont.) MGMT\$EMAS_GLASSFISH_DOMAIN

Column	Description
DOMAINNAME	Name of the domain
FULLVERSION	Version of the domain
CONFIGDIR	Config directory of the domain
INSTALLDIR	Install directory of the domain
DEBUGPORT	Debug port of the node
SECUREADMINENABLED	Secure admin enabled or not

MGMT\$EMAS_GLASSFISH_NODES

The MGMT\$EMAS_GLASSFISH_NODES view displays general information about the nodes configured on a glassfish domain target.

Table 13-11 MGMT\$EMAS_GLASSFISH_NODES

Column	Description
CM_TARGET_GUID	The unique global identifier (GUID) for the target.
CM_TARGET_TYPE	The type of target: glassfish_domain
CM_TARGET_NAME	The name of target in Enterprise Manager
CM_SNAPSHOT_TYPE	The type of snapshot which collected the config metric
LAST_COLLECTION_TIME STAMP	The date and time when the metrics were collected
ECM_SNAPSHOT_ID	GUID of the snapshot
NODENAME	Name of the node
NODEDIR	Directory of the node
NODEHOST	Host of the node
TYPE	Type of the node
INSTALLDIR	Install directory of the node

MGMT\$EMAS_GLASSFISH_SERVER

The MGMT\$EMAS_GLASSFISH_SERVER view displays general information about the glassfish server target.

Table 13-12 MGMT\$EMAS_GLASSFISH_SERVER

Column	Description
CM_TARGET_GUID	The unique global identifier (GUID) for the target.
CM_TARGET_TYPE	The type of target: glassfish_j2eeserver
CM_TARGET_NAME	The name of target in Enterprise Manager
CM_SNAPSHOT_TYPE	The type of snapshot which collected the config metric

Table 13-12 (Cont.) MGMT\$EMAS_GLASSFISH_SERVER

Column	Description
LAST_COLLECTION_TIME STAMP	The date and time when the metrics were collected
ECM_SNAPSHOT_ID	GUID of the snapshot
SERVERNAME	Name of the server
HOST	Host of the server
SERVERVERSION	The version of the server
SERVICEURL	The ServiceURL of the server
LISTEPORT	The listenport of the server
JAVAVENDOR	The name of the java vendor
JAVAVERSION	The version of the java

MGMT\$EMAS_GLASSFISH_SVR_PROP

The MGMT\$EMAS_GLASSFISH_SVR_PROP view displays the system properties of the glassfish server target.

Table 13-13 MGMT\$EMAS_GLASSFISH_SVR_PROP

Column	Description
CM_TARGET_GUID	The unique global identifier (GUID) for the target.
CM_TARGET_TYPE	The type of target: glassfish_j2eeserver
CM_TARGET_NAME	The name of target in Enterprise Manager
CM_SNAPSHOT_TYPE	The type of snapshot which collected the config metric
LAST_COLLECTION_TIMEST AMP	The date and time when the metrics were collected
ECM_SNAPSHOT_ID	GUID of the snapshot
NAME	The system property name
TYPE	The system property value

MMGMT\$EMAS_GLASSFISH_NW_LSTNR

The MGMT\$EMAS_GLASSFISH_NW_LSTNR view displays the network listeners of the glassfish server target.

Table 13-14 MGMT\$EMAS_GLASSFISH_NW_LSTNR

Column	Description
CM_TARGET_GUID	The unique global identifier (GUID) for the target.
CM_TARGET_TYPE	The type of target: glassfish_j2eeserver
CM_TARGET_NAME	The name of target in Enterprise Manager
CM_SNAPSHOT_TYPE	The type of snapshot which collected the config metric

Table 13-14 (Cont.) MGMT\$EMAS_GLASSFISH_NW_LSTNR

Column	Description
LAST_COLLECTION_TIMESTAMP	The date and time when the metrics were collected
ECM_SNAPSHOT_ID	GUID of the snapshot
NAME	The name of the network listener
PROTOCOL	The protocol of the network listener
TRANSPORT	The name of the transport
ADDRESS	The address of the listener
ENABLED	The enabled flag of the network listener
SECURITYENABLED	The security enabled flag of the network listener
PORT	The port of the network listener

MGMT\$EMAS_GLASSFISH_DATASOURCE

The MGMT\$EMAS_GLASSFISH_DATASOURCE view displays information about the JDBC Datasource.

Table 13-15 MGMT\$EMAS_GLASSFISH_DATASOURCE

Column	Description
CM_TARGET_GUID	The unique global identifier (GUID) for the target.
CM_TARGET_TYPE	The type of target: glassfish_j2eeserver
CM_TARGET_NAME	The name of target in Enterprise Manager
CM_SNAPSHOT_TYPE	The type of snapshot which collected the config metric
LAST_COLLECTION_TIME_STAMP	The date and time when the metrics were collected
ECM_SNAPSHOT_ID	GUID of the snapshot
JDBC_DATASOURCE_NAME	The name of the JDBC datasource
JNDI_NAME	The JNDI name of the datasource
POOL_NAME	The name of the connection pool
MIN_POOL_SIZE	The initial and minimum pool size
MAX_POOL_SIZE	The maximum pool size
POOL_RESIZE_QUANTITY	The pool resize quantity
STATEMENT_CACHE_SIZE	The statement cache size
IDLE_TIMEOUT	The idle timeout

MGMT\$EMAS_GLASSFISH_DS_PROP

The MGMT\$EMAS_GLASSFISH_DS_PROP view displays the properties of a JDBC datasource for the glassfish server target.

Table 13-16 MGMT\$EMAS_GLASSFISH_DATASOURCE

Column	Description
CM_TARGET_GUID	The unique global identifier (GUID) for the target.
CM_TARGET_TYPE	The type of target: glassfish_j2eeserver
CM_TARGET_NAME	The name of target in Enterprise Manager
CM_SNAPSHOT_TYPE	The type of snapshot which collected the config metric
LAST_COLLECTION_TIMESTAMP	The date and time when the metrics were collected
ECM_SNAPSHOT_ID	GUID of the snapshot
JDBCdatasourcename	The name of the JDBC datasource
NAME	The property name
VALUE	The property value

Oracle WebLogic Server Views

This section provides a description of each Oracle WebLogic server view and its columns. It contains the following sections:

- [MGMT\\$WEBLOGIC_APPLICATIONS](#)
- [MGMT\\$WEBLOGIC_EJBCOMPONENT](#)
- [MGMT\\$WEBLOGIC_FILESTORE](#)
- [MGMT\\$WEBLOGIC_JDBCdatasource](#)
- [MGMT\\$WEBLOGIC_JDBCMULTIDS](#)
- [MGMT\\$WEBLOGIC_JMSCONNFACTORY](#)
- [MGMT\\$WEBLOGIC_JMSQUEUE](#)
- [MGMT\\$WEBLOGIC_JMSSERVER](#)
- [MGMT\\$WEBLOGIC_JMSTOPIC](#)
- [MGMT\\$WEBLOGIC_JOLTCONNPOOL](#)
- [MGMT\\$WEBLOGIC_JVMSYSPROPS](#)
- [MGMT\\$WEBLOGIC_MACHINE](#)
- [MGMT\\$WEBLOGIC_NETWORK_CHANNELS](#)
- [MGMT\\$WEBLOGIC_NODEMANAGER](#)
- [MGMT\\$WEBLOGIC_RACONFIG](#)
- [MGMT\\$WEBLOGIC_RAOUTBOUNDCONFIG](#)
- [MGMT\\$WEBLOGIC_RESOURCECONFIG](#)
- [MGMT\\$WEBLOGIC_SERVER](#)
- [MGMT\\$WEBLOGIC_STARTSHUTCLASSES](#)
- [MGMT\\$WEBLOGIC_VIRTUALHOST](#)
- [MGMT\\$WEBLOGIC_WEBAPPCOMPONENT](#)

- [MGMT\\$WEBLOGIC_WORKMANAGER](#)
- [MGMT\\$WEBLOGIC_WSCONFIG](#)
- [MGMT\\$WEBLOGIC_WSPORTCONFIG](#)

MGMT\$WEBLOGIC_APPLICATIONS

The MGMT\$WEBLOGIC_APPLICATIONS view displays general information about the Application configuration.

Table 13-17 MGMT\$WEBLOGIC_APPLICATIONS

Column	Description
NAME	The name of the application
PATH	The fully resolved location of the application source files on the admin server
LOADORDER	A numeric value that indicates when the unit is deployed, relative to other DeployableUnits on a server, during startup
TWOPHASE	A boolean value indicating if the application is deployed using the two-phase deployment protocol
TYPE	Type of the module. The string value must match those defined by <i>JSR 88: Java EE Application Deployment</i> such as EAR and WAR

MGMT\$WEBLOGIC_EJBCOMPONENT

The MGMT\$WEBLOGIC_EJBCOMPONENT view displays general information about the EJB modules.

Table 13-18 MGMT\$WEBLOGIC_EJBCOMPONENT

Column	Description
NAME	Name of the EJB component
APPLICATION	Name of the application that includes the component
DEPLOYMENTORDER	Priority that the server uses when it deploys an item. The priority is relative to the other deployable items of same type
KEEPGENERATED	Indicates whether KeepGenerated is enabled and whether EJB source files will be kept. Possible values: <ul style="list-style-type: none"> • True: KeepGenerated is enabled and EJB source files are stored. • False: KeepGenerated is not enabled and EJB source files are not stored

MGMT\$WEBLOGIC_FILESTORE

Each row of the MGMT\$WEBLOGIC_FILESTORE view represents configuration data of the file store configured for the WebLogic server.

Table 13-19 MGMT\$WEBLOGIC_FILESTORE

Column	Description
ECM_SNAPSHOT_ID	The GUID of the snapshot
NAME	Name of the file store
DIRECTORY	The path name to the file system directory where the file store maintains its data files
SYNCHRONOUSWRITEPOLICY	The disk write policy that determines how the file store writes data to disk
MAXFILESIZE	The maximum file size, in bytes

MGMT\$WEBLOGIC_JDBCdatasource

The MGMT\$WEBLOGIC_JDBCdatasource view displays general information about Java Database Connectivity (JDBC) Data Sources that provides database connectivity through a pool of JDBC connections.

Table 13-20 MGMT\$WEBLOGIC_JDBCdatasource

Column	Description
CM_TARGET_GUID	The unique global identifier (GUID) for the target
CM_TARGET_TYPE	The type of target: weblogic_j2eeserver
CM_TARGET_NAME	The name of the target in Enterprise Manager
LAST_COLLECTION_TIMESTAMP	The date and time when the metrics were collected
ECM_SNAPSHOT_ID	GUID of the snapshot
NAME	Name of JDBC Data Source
JNDINAME	The Java Naming and Directory Interface (JNDI) path to where this Data Source is bound. By default, the JNDI name is the name of the data source
ROWPREFETCHENABLED	This value is set to TRUE if row prefetching is enabled. Otherwise, the value is set to FALSE.
ROWPREFETCHSIZE	The number of result set rows to prefetch for a client if row prefetching is enabled
ENABLETWOPHASECOMMIT	This value is set to TRUE if two phase commit is enabled. Otherwise, this value is set to FALSE.
URL	The URL of the database to which to connect. The format of the URL varies depending on the JDBC driver.
DRIVERNAME	The full package name of the JDBC driver class used to create physical database connections in the connection pool in the data source.
CAPACITYINCREMENT	The number of connections created when new connections are added to the connection pool.
INITIALCAPACITY	The number of physical connections to create when creating the connection pool in the data source.
MAXCAPACITY	The maximum number of physical connections that the connection pool can contain.

Table 13-20 (Cont.) MGMT\$WEBLOGIC_JDBCdatasource

Column	Description
CONNECTIONRESERVETIME OUT	The number of seconds after which a call to reserve a connection from the connection pool will time out.
INACTIVECONNECTIONTIME OUT	The number of inactive seconds on a reserved connection before Oracle WebLogic Server reclaims the connection and releases it back to the connection pool.
STATEMENTCACHESIZE	The number of prepared and callable statements stored in the connection cache
HOST	Database host
PORT	Database port
SID	Database system identifier (SID)
SERVICENAME	Database service name
PROTOCOL	The communications protocol
ENABLE_JAVA_NET_FASTPAT H	Enables the Oracle JDBC JavaNet Fastpath to reduce data copies and fragmentation
OPT_UTF8_CONVERSION	Enables the Oracle JDBC optimize UTF-8 conversion option
STATEMENTCACHETYPE	Statement Cache type parameter from the JDBC connection pool parameters
PINNEDTOTHREAD	Pinned to thread parameters from the JDBC connection pool parameters

MGMT\$WEBLOGIC_JDBCMULTIDS

The MGMT\$WEBLOGIC_JDBCMULTIDS view displays general information about the JDBC Multi Data Sources.

Table 13-21 MGMT\$WEBLOGIC_JDBCMULTIDS

Column	Description
CM_TARGET_GUID	The unique global identifier (GUID) for the target
CM_TARGET_TYPE	The type of target: weblogic_j2eeserver
CM_TARGET_NAME	The name of target in Enterprise Manager
LAST_COLLECTION_TIME STAMP	The date and time when the metrics were collected
ECM_SNAPSHOT_ID	GUID of the snapshot
NAME	JDBC multi data source name
JNDINAME	The JNDI path to where this data source is bound
ALGORITHMTYPE	The algorithm determines the connection request processing for the multi data source
DATASOURCELIST	The list of data sources to which multi data source routes connection requests. The order of data sources in the list determines the failover order.

MGMT\$WEBLOGIC_JMSCONNFACTORY

The MGMT\$WEBLOGIC_JMSCONNFACTORY view displays general information about the JMS Connection Factory.

Table 13-22 MGMT\$WEBLOGIC_JMSCONNFACTORY

Column	Description
CM_TARGET_GUID	The unique global identifier (GUID) for the target
CM_TARGET_TYPE	The type of target: weblogic_j2eeserver
CM_TARGET_NAME	The name of the target in Enterprise Manager
LAST_COLLECTION_TIMESTAMP	The date and time when the metrics were collected
ECM_SNAPSHOT_ID	GUID of the snapshot
NAME	Name of the Java Message Service (JMS) connection factory
MODULENAME	Name of the JMS module
JNDINAME	The global JNDI name used to look up a connection factory within a clustered JNDI namespace
TXN_TIMEOUT_IN_SECS	The timeout value (in seconds) for all transactions on connections created with this connection factory
ACKNOWLEDGE_POLICY	Acknowledge policy for non-transacted sessions that use the CLIENT_ACKNOWLEDGE mode
MESSAGES_MAXIMUM	The maximum number of messages that can exist for an asynchronous session and that have not yet been passed to the message listener
SEND_TIMEOUT	The maximum length of time, in milliseconds, that a sender will wait when there is not enough available space (no quota) on a destination to accommodate the message being sent

MGMT\$WEBLOGIC_JMSQUEUE

The MGMT\$WEBLOGIC_JMSQUEUE view displays general information about the JMS queue.

Table 13-23 MGMT\$WEBLOGIC_JMSQUEUE

Column	Description
CM_TARGET_GUID	The unique global identifier (GUID) for the target
CM_TARGET_TYPE	The type of target: weblogic_j2eeserver
CM_TARGET_NAME	The name of the target in Enterprise Manager
LAST_COLLECTION_TIMESTAMP	The date and time when the metrics were collected
ECM_SNAPSHOT_ID	GUID of the snapshot
NAME	Name of the JMS queue
MODULENAME	Name of the JMS module

Table 13-23 (Cont.) MGMT\$WEBLOGIC_JMSQUEUE

Column	Description
JNDINAME	The global JNDI name used to look up a JMS queue within a clustered JNDI namespace
MAXIMUMMESSAGESIZE	The maximum size of a message that is accepted from producers on this destination
BYTESMAXIMUM	The maximum size of a message that is accepted from producers on this destination
MESSAGESMAXIMUM	The total number of messages that can be stored in a destination that uses this quota
BYTESPAGINGENABLED	Bytes paging enabled for this JMS server
MESSAGESPAGINGENABLED	Messages paging enabled for this JMS server
STOREENABLED	Store enabled for this JMS server
TARGET	The JMS server to which the JMS queue is targeted

MGMT\$WEBLOGIC_JMSSERVER

The MGMT\$WEBLOGIC_JMSSERVER view displays general information about the JMS server. Each row represents configuration data of the JMS server configured for the WebLogic server.

Table 13-24 MGMT\$WEBLOGIC_JMSSERVER

Column	Description
ECM_SNAPSHOT_ID	GUID of the snapshot
NAME	Name of the JMS server
BYTESMAXIMUM	The maximum number of bytes that can be stored in this JMS server
MESSAGESMAXIMUM	The maximum number of messages that can be stored in this JMS server
MESSAGEBUFFERSIZE	The amount of memory (in bytes) that this JMS server can use to store message bodies before it writes them to disk
MAXIMUMMESSAGESIZE	The maximum number of bytes allowed in individual messages on this JMS server
PERSISTENTSTORE	The file or database in which this JMS server stores persistent messages
STOREENABLED	Persistent store enabled status

MGMT\$WEBLOGIC_JMSTOPIC

The MGMT\$WEBLOGIC_JMSTOPIC view displays general information about the JMS topic.

Table 13-25 MGMT\$WEBLOGIC_JMSTOPIC

Column	Description
CM_TARGET_GUID	The unique global identifier (GUID) for the target
CM_TARGET_TYPE	The type of target: weblogic_j2eeserver
CM_TARGET_NAME	The name of the target in Enterprise Manager
LAST_COLLECTION_TIMESTAMP	The date and time when the metrics were collected
ECM_SNAPSHOT_ID	GUID of the snapshot
NAME	Name of the JMS topic
MODULENAME	Name of the JMS module
JNDINAME	The global JNDI name used to look up a JMS topic within a clustered JNDI namespace
MAXIMUMMESSAGE SIZE	The maximum size of a message that is accepted from producers on this destination
BYTESMAXIMUM	The total number of bytes that can be stored in a destination that uses this quota
MESSAGESMAXIMUM	The total number of messages that can be stored in a destination that uses this quota
MULTICASTPORT	The IP port that this topic uses to transmit messages to multicast consumers
TARGET	The JMS server to which the JMS topic is targeted

MGMT\$WEBLOGIC_JOLTCONNPOOL

The MGMT\$WEBLOGIC_JOLTCONNPOOL view displays general information about the Jolt Connection Pool.

Table 13-26 MGMT\$WEBLOGIC_JOLTCONNPOOL

Column	Description
CM_TARGET_GUID	The unique global identifier (GUID) for the target
CM_TARGET_TYPE	The type of target: weblogic_j2eeserver
CM_TARGET_NAME	The name of the target in Enterprise Manager
LAST_COLLECTION_TIMESTAMP	The date and time when the metrics were collected
ECM_SNAPSHOT_ID	GUID of the snapshot
NAME	Name of the Jolt connection pool
PRIMARYADDRESSES	The list of addresses for the primary Jolt Server Listeners (JSLs)
FAILOVERADDRESSES	The list of Jolt Server Listeners (JSL) addresses that is used if the connection pool cannot establish connections to the Primary Addresses, or if the primary connections fail
MINIMUMPOOLSIZ E	The minimum number of connections to be added to this Jolt connection pool when the WebLogic Server starts

Table 13-26 (Cont.) MGMT\$WEBLOGIC_JOLTCONNPOOL

Column	Description
MAXIMUMPOOLSIZE	The maximum number of connections that can be made from this Jolt connection pool
RECVMTIMEOUT	The number of seconds the client waits to receive a response before timing out

MGMT\$WEBLOGIC_JVMSYSPROPS

Each row in the MGMT\$WEBLOGIC_JVMSYSPROPS view represents configuration data of JVM System Properties that are configured for the WebLogic server.

Table 13-27 MGMT\$WEBLOGIC_JVMSYSPROPS

Column	Description
ECM_SNAPSHOT_ID	GUID of the snapshot
KEY	JVM system properties name
VALUE	Value for Operating System (OS) user, name, version, architecture, Java home, and JVM version

MGMT\$WEBLOGIC_MACHINE

The MGMT\$WEBLOGIC_MACHINE view displays general information about the systems.

Table 13-28 MGMT\$WEBLOGIC_MACHINE

Column	Description
CM_TARGET_GUID	The unique global identifier (GUID) for the target
CM_TARGET_TYPE	The type of target: weblogic_j2eeserver
CM_TARGET_NAME	The name of the target in Enterprise Manager
LAST_COLLECTION_TIME STAMP	The date and time when the metrics were collected
ECM_SNAPSHOT_ID	GUID of the snapshot
MACHINENAME	The name of the system
MACHINETYPE	The type of the system
POSTBINDGID	The UNIX group ID (GID) that a server running on this system will run under after it has carried out all privileged startup actions. Otherwise, the server will continue to run under the group under which it was started. (Requires that you enable Post-Bind GID.)
POSTBINDGIDENABLED	Specifies whether a server running on this system binds to a UNIX Group ID (GID) after it has carried out all privileged startup actions

Table 13-28 (Cont.) MGMT\$WEBLOGIC_MACHINE

Column	Description
POSTBINDUID	The UNIX user ID (UID) that a server running on this system will run under after it has carried out all privileged startup actions. Otherwise, the server will continue to run under the account under which it was started. (Requires that you enable Post-Bind UID.)
POSTBINDUIDENABLED	Specifies whether a server running on this system binds to a UNIX User ID (UID) after it has carried out all privileged startup actions

MGMT\$WEBLOGIC_NETWORK_CHANNELS

The MGMT\$WEBLOGIC_NETWORK_CHANNELS view displays general information about the Network Channels.

Table 13-29 MGMT\$WEBLOGIC_NETWORK_CHANNELS

Column	Description
CM_TARGET_GUID	The unique global identifier (GUID) for the target
CM_TARGET_TYPE	The type of target: weblogic_j2eeserver
CM_TARGET_NAME	The name of the target in Enterprise Manager
LAST_COLLECTION_TIMESTAMP	The date and time when the metrics were collected
ECM_SNAPSHOT_ID	GUID of the snapshot
NAME	Name of the network channel
LISTEN_ADDRESS	The IP address or DNS name this network channel uses to listen for incoming connections
LISTEN_PORT	The default TCP port this network channel uses to listen for regular (non-SSL) incoming connections
ENABLED	Specifies whether this channel should be started
SDP_ENABLED	Specifies if Socket Direct Protocol (SDP) is enabled on this channel
OUTBOUND_ENABLED	Specifies whether new server-to-server connections can consider this network channel when initiating a connection
CUSTOM_PROPERTIES	Custom properties for the network channel

MGMT\$WEBLOGIC_NODEMANAGER

The MGMT\$WEBLOGIC_NODEMANAGER view displays general information about the Node Manager.

Table 13-30 MGMT\$WEBLOGIC_NODEMANAGER

Column	Description
CM_TARGET_GUID	The unique global identifier (GUID) for the target

Table 13-30 (Cont.) MGMT\$WEBLOGIC_NODEMANAGER

Column	Description
CM_TARGET_TYPE	The type of target: weblogic_j2eeserver
CM_TARGET_NAME	The name of the target in Enterprise Manager
LAST_COLLECTION_TIMESTAMP	The date and time when the metrics were collected
ECM_SNAPSHOT_ID	GUID of the snapshot
LISTENADDRESS	The host name or IP address where Node Manager listens for connection requests
MACHINENAME	The name of the Node manager system
NMTYPE	Node manager type
LISTENPORT	The port number where Node Manager listens for connection requests
NODEMANAGERUSERNAME	The Node manager user name
STARTSCRIPTENABLED	Value of the StartScriptEnabled property in the nodemanager.properties
NODEMANAGERHOME	Home directory path of the Node Manager

MGMT\$WEBLOGIC_RACONFIG

The MGMT\$WEBLOGIC_RACONFIG view displays general information about the Resource Adapter.

Table 13-31 MGMT\$WEBLOGIC_RACONFIG

Column	Description
CM_TARGET_GUID	The unique global identifier (GUID) for the target
CM_TARGET_TYPE	The type of target: weblogic_j2eeserver
CM_TARGET_NAME	The name of the target in Enterprise Manager
LAST_COLLECTION_TIMESTAMP	The date and time when the metrics were collected
ECM_SNAPSHOT_ID	GUID of the snapshot
NAME	Name of the resource adapter
VERSION	Version of the resource adapter
VENDORNAME	Vendor name
EISTYPE	Enterprise Information Systems (EIS) type
RAVERSION	Resource adapter version
ENABLEACCESS	Enable access outside application

MGMT\$WEBLOGIC_RAOUTBOUNDCONFIG

The MGMT\$WEBLOGIC_RAOUTBOUNDCONFIG view displays general information about the Resource Adapter Outbound configuration.

Table 13-32 MGMT\$WEBLOGIC_RAOUTBOUNDCONFIG

Column	Description
CM_TARGET_GUID	The unique global identifier (GUID) for the target
CM_TARGET_TYPE	The type of target: weblogic_j2eeserver
CM_TARGET_NAME	The name of the target in Enterprise Manager
LAST_COLLECTION_TIMESTAMP	The date and time when the metrics were collected
ECM_SNAPSHOT_ID	GUID of the snapshot
NAME	Name of the resource adapter
CONNFACINTERFACE	Connection factory interface
MANAGEDCONNFACCLASS	Managed connection factory class
JNDINAME	JNDI Name
TRANSACTIONSUPPORT	Specifies the level of transaction support for a particular Connection Factory. It provides the ability to override the transaction-support value specified in the ra.xml deployment descriptor that is intended to be the default value for all Connection Factories of the resource adapter.
INITIALCAPACITY	Specifies the initial number of ManagedConnections, which WebLogic Server attempts to create during deployment
MAXCAPACITY	Specifies the maximum number of ManagedConnections, which WebLogic Server will allow. Requests for newly allocated ManagedConnections beyond this limit results in a <code>ResourceAllocationException</code> being returned to the caller.
CAPACITYINCREMENT	Specifies the maximum number of additional ManagedConnections that WebLogic Server attempts to create during resizing of the maintained connection pool.
SHRINKENABLED	Specifies whether unused ManagedConnections will be destroyed and removed from the connection pool as a means to control system resources
SHRINKFREQ	Specifies the amount of time (in seconds) the Connection Pool Management waits between attempts to destroy unused ManagedConnections
HIGHNOWAITER	Specifies the maximum number of threads that can concurrently block waiting to reserve a connection from the pool
HIGHNOUNAVAILABLE	Specifies the maximum number of ManagedConnections in the pool that can be made unavailable to the application for purposes such as refreshing the connection
CONNCREATIONRETRYFREQUENCY	The number of seconds between when the connection pool retries to establish connections to the database
CONNRESERVETIMEOUT	The number of seconds after which a call to reserve a connection from the connection pool will timeout
TESTFREQUENCY	The number of seconds between when WebLogic Server tests unused database connections
TESTCONNONCREATE	Specifies whether WebLogic Server tests a connection after creating it but before adding it to the list of connections available in the pool
TESTCONNONRELEASE	Specifies whether WebLogic Server tests a connection before returning it to this JDBC connection pool

Table 13-32 (Cont.) MGMT\$WEBLOGIC_RAOUTBOUNDCONFIG

Column	Description
TESTCONNONRESERVE	Specifies whether WebLogic Server tests a connection before giving it to the client
PROFILEHARVESTFREQ	Specifies how frequently the profile for the connection pool is being harvested
IGNOREINUSECONNENABLED	When the connection pool is being shut down, this element is used to specify whether it is acceptable to ignore connections that are in use at that time
MATCHCONNSUPPORTED	Indicates whether the resource adapter supports the <code>ManagedConnectionFactory.matchManagedConnections()</code> method. If the resource adapter does not support this method (always returns null for this method), then WebLogic Server bypasses this method call during a connection request.

MGMT\$WEBLOGIC_RESOURCECONFIG

The MGMT\$WEBLOGIC_RESOURCECONFIG view displays general information about the Resource configuration.

Table 13-33 MGMT\$WEBLOGIC_RESOURCECONFIG

Column	Description
CM_TARGET_GUID	The unique global identifier (GUID) for the target
CM_TARGET_TYPE	The type of target: <code>weblogic_j2eeserver</code>
CM_TARGET_NAME	The name of the target in Enterprise Manager
LAST_COLLECTION_TIME STAMP	The date and time when the metrics were collected
ECM_SNAPSHOT_ID	GUID of the snapshot
STARTHEAP	Start heap value
MAXHEAP	Maximum heap value

MGMT\$WEBLOGIC_SERVER

The MGMT\$WEBLOGIC_SERVER view displays the information about the various ports of Oracle WebLogic Server.

Table 13-34 MGMT\$WEBLOGIC_SERVER

Column	Description
CM_TARGET_GUID	The unique global identifier (GUID) for the target
CM_TARGET_TYPE	The type of target: <code>weblogic_j2eeserver</code>
CM_TARGET_NAME	The name of target in Enterprise Manager
LAST_COLLECTION_TIMES TAMP	The date and time when the metrics were collected

Table 13-34 (Cont.) MGMT\$WEBLOGIC_SERVER

Column	Description
ECM_SNAPSHOT_ID	GUID of the snapshot
LISTENPORT	The default TCP port that this server uses to listen for regular (non-SSL) incoming connections
ADMINISTRATIONPORT	The common secure administration port for this WebLogic Server domain
NATIVEIOENABLED	Specifies whether native input or output is enabled for the server
MAXOPENSOCKETCOUNT	The maximum number of open sockets allowed in the server at a given point of time
STUCKTHREADMAXTIME	The number of seconds that a thread must be continually working before this server considers the thread stuck
STUCKTHREADTIMERINTE RVAL	The number of seconds after which WebLogic Server periodically scans threads to see if they have been continually working for the configured maximum length of time
ACCEPTBACKLOG	The number of backlogged, new TCP connection requests that should be allowed for this server's regular and SSL ports
LOGINTIMEOUT	The login timeout for this server's default regular (non-SSL) listen port. This is the maximum amount of time allowed for a new connection to establish.
MANAGEDSERVERINDENA BLED	Specifies whether this Managed Server can be started when the Administration Server is unavailable.
LOWMEMGCTHRESHOLD	The threshold level (in percent) that this server uses for logging low memory conditions and changing the server health state to Warning
LOWMEMGRANULARITYLE VEL	The granularity level (in percent) that this server uses for logging low memory conditions and changing the server health state to Warning
LOWMEMORYSAMPLESIZE	The number of times this server samples free memory during the time period specified by LowMemoryTimeInterval
LOWMEMTIMEINTERVAL	The amount of time (in seconds) that defines the interval over which this server determines average free memory values
SSLLISTENPORT	The TCP/IP port at which this server listens for SSL connection requests
SSLLOGINTIMEOUT	SSL Login time out
CLUSTERNAME	The cluster, or group of WebLogic Server instances, to which this server belongs
CLUSTERWEIGHT	The proportion of the load that this server will bear, relative to other servers in a cluster
JAVAVMVENDOR	Java Virtual Machine (VM) vendor
JAVAVERSION	Java version installed on this server
MACHINENAME	Name of the system where this server is installed
DOMAINHOME	Path of the WebLogic domain which contains the WebLogic server target
MAXPOSTSIZE	Maximum post size
JSSE_ENABLED	Java Secure Socket Extension (JSSE) enabled

Table 13-34 (Cont.) MGMT\$WEBLOGIC_SERVER

Column	Description
SCATTERED_READS_ENABLED	Specifies whether scattered reads over NIO Socket channels is enabled
GATHERED_WRITES_ENABLED	Specifies whether gathered writes over NIO socket channels. is enabled
REPLICATION_PORTS	Listen ports used by replication channels when the WebLogic server is running on Exalogic systems
BINARY_HOST	The host on which the WebLogic is installed in cases where WebLogic binaries installed on one host are used through mounts in WebLogic instances running on other hosts
BINARY_WEBLOGICHOME	The WebLogic home where the WebLogic binaries are installed on the binary host
LISTENADDRESS	The listen address on which the server is listening to on a non-secure port as configured
SSLLISTENADDRESS	The listen address on which the server is listening to on a secure port as configured

MGMT\$WEBLOGIC_STARTSHUTCLASSES

The MGMT\$WEBLOGIC_STARTSHUTCLASSES view displays general information about the Startup and Shutdown classes.

Table 13-35 MGMT\$WEBLOGIC_STARTSHUTCLASSES

Column	Description
CM_TARGET_GUID	The unique global identifier (GUID) for the target
CM_TARGET_TYPE	The type of target: weblogic_j2eeserver
CM_TARGET_NAME	The name of the target in Enterprise Manager
LAST_COLLECTION_TIME STAMP	The date and time when the metrics were collected
ECM_SNAPSHOT_ID	GUID of the snapshot
NAME	Name of the startup or shutdown class
TYPE	Type of class – startup or shutdown
CLASSNAME	The fully qualified name of a class to load and run. The class must be on the server's class path.
DEPLOYMENTORDER	A priority that the server uses to determine when it deploys an item. The priority is relative to other deployable items of the same type.
ARGUMENTS	Arguments that a server uses to initialize a class

MGMT\$WEBLOGIC_VIRTUALHOST

The MGMT\$WEBLOGIC_VIRTUALHOST view displays general information about the Virtual Hosts configuration.

Table 13-36 MGMT\$WEBLOGIC_VIRTUALHOST

Column	Description
CM_TARGET_GUID	The unique global identifier (GUID) for the target
CM_TARGET_TYPE	The type of target: weblogic_j2eeserver
CM_TARGET_NAME	The name of the target in Enterprise Manager
LAST_COLLECTION_TIMESTAMP	The date and time when the metrics were collected
ECM_SNAPSHOT_ID	GUID of the snapshot
NAME	Name of virtual host
DEPLOYMENTORDER	A priority that the server uses to determine when it deploys an item. The priority is relative to other deployable items of the same type.
FRONTENDHOST	The name of the host to which all redirected URLs will be sent. If specified, WebLogic Server will use this value rather than the one in the HOST header.
FRONTENDHTTPPORT	The name of the HTTP port to which all redirected URLs will be sent. If specified, WebLogic Server will use this value rather than the one in the HOST header.
FRONTENDHTTPSPORT	The name of the secure HTTP port to which all redirected URLs will be sent. If specified, WebLogic Server will use this value rather than the one in the HOST header.
VIRTUALHOSTNAMES	The list of host names, separated by line breaks, for which this virtual host will serve requests
NETWORKACCESSPOINT	The dedicated server channel name (NetworkAccessPoint) for which this virtual host will serve HTTP request
LOGFILENAME	The name of the file that stores HTTP requests. If the path name is not absolute, the path is assumed to be relative to the root directory of the system on which this server is running.
LOGGINGENABLED	Indicates whether this server logs HTTP requests
MAXPOSTSIZE	The maximum post size this server allows for reading HTTP POST data in a servlet request. A value less than 0 indicates an unlimited size.

MGMT\$WEBLOGIC_WEBAPPCOMPONENT

The MGMT\$WEBLOGIC_WEBAPPCOMPONENT displays general information about the web modules.

Table 13-37 MGMT\$WEBLOGIC_WEBAPPCOMPONENT

Column	Description
NAME	Name of the web module
APPLICATION	Name of the application that includes the component
DEPLOYMENTORDER	Priority that the server uses when it deploys an item. The priority is relative to the other deployable items of same type
CONTEXTPATH	Context path of the web module
SESSIONTIMEOUTSECS	Session timeout in seconds

MGMT\$WEBLOGIC_WORKMANAGER

The MGMT\$WEBLOGIC_WORKMANAGER view displays general information about the Work Manager configuration.

Table 13-38 MGMT\$WEBLOGIC_WORKMANAGER

Column	Description
CM_TARGET_GUID	The unique global identifier (GUID) for the target
CM_TARGET_TYPE	The type of target: weblogic_j2eeserver
CM_TARGET_NAME	The name of the target in Enterprise Manager
LAST_COLLECTION_TIME STAMP	The date and time when the metrics were collected
ECM_SNAPSHOT_ID	GUID of the snapshot
NAME	Name of the work manager
IGNORESTUCKTHREADS	Specifies whether this Work Manager ignores "stuck" threads
MINIMUMTHREADS	Minimum number of concurrent threads executing requests that share this constraint
MAXIMUMTHREADS	Maximum number of concurrent threads that can execute requests sharing this constraint
REQUESTCLASSTYPE	Type of request class
REQUESTCLASSNAME	Request class name
CAPACITYCONSTRAINT	Total number of requests that can be enqueued

MGMT\$WEBLOGIC_WSCONFIG

The MGMT\$WEBLOGIC_WSCONFIG view displays general information about the web service configuration.

Table 13-39 MGMT\$WEBLOGIC_WSCONFIG

Column	Description
NAME	The name of the web service configuration
SERVICENAME	Name of the web service. Corresponds to the <code>name</code> attribute of the <code>service</code> element in the WSDL that describes the web service
APPNAME	The name of the application
IMPLEMENTATIONTYPE	Implementation type of the service Possible values: <ul style="list-style-type: none"> JAX-WS 2.0 JAX-RPC 1.1
URI	URI of this web service. The value corresponds to the final part of the endpoint address in the WSDL that describes the web services

MGMT\$WEBLOGIC_WSPORTCONFIG

The MGMT\$WEBLOGIC_WSPORTCONFIG view displays general information about the web services port configuration.

Table 13-40 MGMT\$WEBLOGIC_WSPORTCONFIG

Column	Description
NAME	Name of the web services port configuration
SERVICENAME	Name of the web service. Corresponds to the <code>name</code> attribute of the <code>service</code> element in the WSDL that describes the web service
APPNAME	The name of the application
TRANSPORTPROTOCOL	Transport protocol used to invoke this web service, such as HTTP, HTTPS, or JMS

Oracle WebLogic Domain Views

This section provides a description of each Oracle WebLogic domain view and its columns. It contains the following sections:

- [MGMT\\$WEBLOGIC_DOMAIN](#)
- [MGMT\\$WEBLOGIC_OPSSYSPROP](#)
- [MGMT\\$WEBLOGIC_OAMCONFIG](#)

MGMT\$WEBLOGIC_DOMAIN

The MGMT\$WEBLOGIC_DOMAIN view displays general information about the WebLogic Domain configuration.

Table 13-41 MGMT\$WEBLOGIC_DOMAIN

Column	Description
CM_TARGET_GUID	The unique global identifier (GUID) for the target
CM_TARGET_TYPE	The type of target: <code>weblogic_domain</code>
CM_TARGET_NAME	The name of the target in Enterprise Manager
LAST_COLLECTION_TIMESTAMP	The date and time when the metrics were collected
ECM_SNAPSHOT_ID	GUID of the snapshot
ADMINISTRATIONPORTENABLED	WebLogic administration port
PRODUCTIONMODEENABLED	WebLogic server production mode status
EXALOGIC_OPT_ENABLED	Exalogic optimizations enabled status
NAME	Name of the WebLogic domain
DOMAINVERSION	Version of the WebLogic domain

MGMT\$WEBLOGIC_OPSSSYSPROP

The MGMT\$WEBLOGIC_OPSSSYSPROP view displays general information about the Oracle Platform Security Services (OPSS) System Properties.

Table 13-42 MGMT\$WEBLOGIC_OPSSSYSPROP

Column	Description
CM_TARGET_GUID	The unique global identifier (GUID) for the target
CM_TARGET_TYPE	The type of target: weblogic_domain
CM_TARGET_NAME	The name of target in Enterprise Manager
LAST_COLLECTION_TIME STAMP	The date and time when the metrics were collected
ECM_SNAPSHOT_ID	GUID of the snapshot
COMBINER_LAZYEVAL	Enables or disables the evaluation of a subject protection domain when check permission is triggered. Default value: FALSE
COMBINER_OPTIMIZE	Enables or disables the caching of a subject protection domain. Default value: FALSE
AUTHORIZATION	Enables or disables the delegation of calls to JDK API AccessController.checkPermission, which reduces runtime and debugging overhead. Default value: FALSE
HYBRID_MODE	Enables or disables the hybrid mode. The hybrid mode is used to facilitate the transition from the Sun <code>java.security.Policy</code> to the OPSS Java PolicyProvider. Default value: TRUE

MGMT\$WEBLOGIC_OAMCONFIG

Each row in the MGMT\$WEBLOGIC_OAMCONFIG view represents configuration data of Oracle Access Manager (OAM) configured for the WebLogic domain.

Table 13-43 MGMT\$WEBLOGIC_OAMCONFIG

Column	Description
ECM_SNAPSHOT_ID	GUID of the snapshot
PORT	Provides the value of the port where OAM is deployed
HOSTNAME	Provides the name of the host where OAM is deployed

Oracle WebLogic Cluster View

This section provides a description of the Oracle WebLogic cluster view, MGMT\$WEBLOGIC_CLUSTER, and its columns.

MGMT\$WEBLOGIC_CLUSTER

The MGMT\$WEBLOGIC_CLUSTER view displays general information about the WebLogic cluster configuration.

Table 13-44 MGMT\$WEBLOGIC_CLUSTER

Column	Description
CM_TARGET_GUID	The unique global identifier (GUID) for the target
CM_TARGET_TYPE	The type of target: weblogic_cluster
CM_TARGET_NAME	The name of target in Enterprise Manager
LAST_COLLECTION_TIMESTAMP	The date and time when the metrics were collected
ECM_SNAPSHOT_ID	GUID of the snapshot
SESS_LAZY_DESER_ENABLED	Session lazy deserialization enabled
CLUSTER_ADDRESS	Cluster address
CLUSTER_BROADCAST_CHANNEL	Cluster broadcast channel
DEFAULT_LOAD_ALGO	Default load algorithm
CLUSTER_MESSAGING_MODE	Cluster messaging mode
CLUSTER_TYPE	Cluster type
REPLICATION_CHANNEL	Replication channel

14

Monitoring Views

This chapter provides a description of each monitoring view and its columns. It contains the following sections:

- [MGMT\\$ALERT_CURRENT](#)
- [MGMT\\$TARGET_METRIC_SETTINGS](#)
- [MGMT\\$TARGET_COLLECTIONS](#)
- [MGMT\\$AVAILABILITY_CURRENT](#)
- [MGMT\\$AVAILABILITY_HISTORY](#)
- [MGMT\\$ALERT_HISTORY](#)
- [MGMT\\$AVAIL_ALERT_HISTORY](#)
- [MGMT\\$METRIC_DETAILS](#)
- [MGMT\\$METRIC_CURRENT](#)
- [MGMT\\$METRIC_HOURLY](#)
- [MGMT\\$METRIC_DAILY](#)

For examples of how to use views, see [Examples](#) .

MGMT\$ALERT_CURRENT

MGMT\$ALERT_CURRENT displays current information for any alerts that are logged in the Management Repository that are in a non-clear state. Only the most recent open alert in a non-clear status for a given metric is displayed through this view.

Table 14-1 MGMT\$ALERT_CURRENT

Column	Description
TARGET_NAME	Name of the target where the metric was collected. The target name uniquely identifies a managed target within the Management Repository. The target name typically contains the name of the managed entity that was provided by the system or database administrator.
TARGET_TYPE	The target type defines the set of metrics that are applicable for the target
TARGET_GUID	The unique global identifier for the target
VIOLATION_GUID	Unique identifier for the alert
METRIC_NAME	Name of the metric being defined

Table 14-1 (Cont.) MGMT\$ALERT_CURRENT

Column	Description
METRIC_COLUMN	For table metrics, the metric column contains the name of the column in the table that is being defined. If the metric that is being defined is not a table metric, the value in this column is a single space. For example, if this table describing the MGMT\$TARGET_TYPE view was being defined as a table metric, Column Name, Data Type, and Description would be metric columns.
METRIC_LABEL	An intuitive display name for the metric that is being defined
COLUMN_LABEL	For table metrics, the column label contains an intuitive display name for the metric column
KEY_VALUE	The key value for which the alert has been recorded. For composite keys, this is the first part of the key
KEY_VALUE2	For composite keys, this is the second part of the key for which the alert has been recorded
KEY_VALUE3	For composite keys, this is the third part of the key for which the alert has been recorded
KEY_VALUE4	For composite keys, this is the fourth part of the key for which the alert has been recorded
KEY_VALUE5	For composite keys, this is the fifth part of the key for which the alert has been recorded
KEY_VALUE6	For composite keys, this is the sixth part of the key for which the alert has been recorded
KEY_VALUE7	For composite keys, this is the seventh part of the key for which the alert has been recorded
COLLECTION_TIMESTAMP	The date-time when the alert condition was detected by the Management Agent
ALERT_STATE	<p>A user readable description of the internal alert code that is sent from the Management Agent to identify the state of the alert condition. A alert record is transferred to the repository from the Management Agent each time the metric threshold is crossed in either direction, or if the Management Agent is restarted. The value of this column will contain one of the following strings:</p> <ul style="list-style-type: none"> Warning Critical <p>If the metric's alert condition goes into a clear state, it will no longer be visible from this view.</p>
VIOLATION_TYPE	<p>A user readable description of the type of violation. Possible values are:</p> <ul style="list-style-type: none"> Threshold Violation, when the alert is triggered based on a metric threshold Availability, when the alert is triggered for an availability metric Policy Violation, when the alert is triggered based on a policy violation
MESSAGE	An optional message that is generated when the alert is created that provides additional information about the alert condition
MESSAGE-NLSID	The NLSID of the alert message
MESSAGE_PARAMS	Contains the URL encoded parameters separated by "&" to be used to format the alert message

Table 14-1 (Cont.) MGMT\$ALERT_CURRENT

Column	Description
ACTION_MESSAGE	Suggested action message in English for this alert
ACTION_MESSAGE_NLSID	The NLS ID of the action message
ACTION_MESSAGE_PARAMS	Contains the URL encoded parameters for translating action message
TYPE_DISPLAY_NAME	The display name of the target type
METRIC_GUID	The unique global identifier for the corresponding metric
EVENT_INSTANCE_ID	The event ID for this metric alert. This ID can be used to query relevant event views
VIOLATION_LEVEL	The violation labels are: <ul style="list-style-type: none"> • Clear • Warning • Critical • Informational • Unreachable End • Unreachable Start • Blackout End • Blackout Start • Metric Error Clear • Metric Error
CURRENT_VALUE	The value collected at the time of the violation

Usage Notes

- List the current alerts that are in a non-clear state for a metric, set of metrics, or for a managed target. If the user is only interested in non-clear alerts, counts or selects, using this view provide better performance than using the MGMT\$ALERT_DETAILS view.
- Access to this view will use an index if the query references the member target name, target type, metric name, and metric column or a subset of these columns if they are included as listed above from left to right.

MGMT\$TARGET_METRIC_SETTINGS

The MGMT\$TARGET_METRIC_SETTINGS view displays information about the current metric setting stored for all targets in the Management Repository. This view provides information for both Management Agent-side and Management Repository-side metrics.

Table 14-2 MGMT\$TARGET_METRIC_SETTINGS

Column	Description
TARGET_NAME	Name of the target where the metric was collected. The target name uniquely identifies a managed target within the Management Repository. The target name typically contains the name of the managed entity that was provided by the system or database administrator.
TARGET_TYPE	The target type defines the set of metrics that are applicable for the target

Table 14-2 (Cont.) MGMT\$TARGET_METRIC_SETTINGS

Column	Description
TARGET_GUID	The unique global identifier (GUID) for the target
METRIC_NAME	Name of the metric being defined
METRIC_COLUMN	For table metrics, the metric column contains the name of the column in the table that is being defined. If the metric that is being defined is not a table metric, the value in this column is a single space. For example, if the table describing the MGMT\$TARGET_TYPE view is defined as a table metric, then Column Name, Data Type, and Description would be metric columns.
METRIC_GUID	The unique global identifier for the metric. This ID can be used to associate metric information with metric data information during reporting.
COLLECTION_NAME	The name of the collection
CATEGORY	The name of the category the metricRefer to MGMT\$METRIC_CATEGORIES for the list of all metric categories.
KEY_VALUE	The key value of the metric setting. For composite keys, this is the first part of the key. If the thresholds are not for a table metric, or the thresholds apply for all rows in the metric column, then the value in this column will contain a single space.
KEY_VALUE2	For composite keys, this is the second part of the key
KEY_VALUE3	For composite keys, this is the third part of the key
KEY_VALUE4	For composite keys, this is the fourth part of the key
KEY_VALUE5	For composite keys, this is the fifth part of the key
KEY_VALUE6	For composite keys, this is the sixth part of the key
KEY_VALUE7	For composite keys, this is the seventh part of the key
KEY_OPERATOR	Specifies whether the KEY_VALUE columns have any SQL wildcards. For single key column metrics, the value is 1 if the KEY_VALUE has wildcard characters, 0 otherwise. For metrics with multiple keys, a list of operators for all key columns will be stored here. For example, a metric with 3 keys (k1, k2, k3) where K1 and K2 use wildcards and K3 uses exact match, then 011 is stored in this column.
HAS_ACTIVE_BASELINE	The is a flag that specifies that the metric rows with this key_value has an active baseline and any user updates to thresholds or parameter values should be ignored.
PREVENT_OVERRIDE	The is a flag that specifies that the metric rows with this key_value has a template override flag. Once the template override flag is ON, any template application will not update the threshold or parameter values.
WARNING_OPERATOR	Defines the warning threshold condition to be applied <ul style="list-style-type: none"> • 0 - GT • 1 - EQ • 2 - LT • 3 - LE • 4 - GE • 5 - CONTAINS • 6 - NE • 7 - MATCH : regular expression

Table 14-2 (Cont.) MGMT\$TARGET_METRIC_SETTINGS

Column	Description
WARNING_THRESHOLD	The warning threshold value
CRITICAL_OPERATOR	Defines the critical threshold condition to be applied <ul style="list-style-type: none"> • 0 - GT • 1 - EQ • 2 - LT • 3 - LE • 4 - GE • 5 - CONTAINS • 6 - NE • 7 - MATCH : regular expression
CRITICAL_THRESHOLD	The critical threshold value
OCCURRENCE_COUNT	The number of times the test has to trigger to raise a violation
WARNING_ACTION_TYPE	Specifies the job type of the warning corrective action when WARNING_ACTION_TYPE is "Corrective-Action"
WARNING_ACTION_JOB_OWNER	Specifies the job owner of the warning corrective action when WARNING_ACTION_TYPE is "Corrective-Action"
WARNING_ACTION_JOB_NAME	Specifies the job name of the warning corrective action when WARNING_ACTION_TYPE is "Corrective-Action"
CRITICAL_ACTION_TYPE	The critical corrective action type configured. Possible values are: <ul style="list-style-type: none"> • No-Action: when no action is configured • Corrective-Action: when a repository side corrective action is configured • Agent-Fixit Job: when an Agent side fix-it job is configured.
CRITICAL_ACTION_JOB_TYPE	Specifies the job type of the critical corrective action when WARNING_ACTION_TYPE is "Corrective-Action"
CRITICAL_ACTION_JOB_OWNER	Specifies the job owner of the critical corrective action when WARNING_ACTION_TYPE is "Corrective-Action"
CRITICAL_ACTION_JOB_NAME	Specifies the job name of the critical corrective action when WARNING_ACTION_TYPE is "Corrective-Action"
WARNING_ACTION_JOB_TYPE	The job type of the corrective action
COLUMN_LABEL	The display label for the metric column
WARN_ACTION_JOB_ID	The unique ID of the warning corrective action job
CRIT_ACTION_JOB_ID	The unique ID of the critical corrective action job
WARN_ACTION_JOB_DESCRIPTION	The description of the warning corrective action job type
CRIT_ACTION_JOB_DESCRIPTION	The description of the critical corrective action job type

Usage Notes

- List all the metric setting for a given target.
- List the metric settings for a given target and metric.
- List the corrective actions assigned for a given target-metric.

MGMT\$TARGET_COLLECTIONS

The MGMT\$TARGET_COLLECTIONS contains details of target metric collections set up.

Column	Description
target_name	The target name.
target_type	The target type of the target.
target_guid	The unique id of the target.
coll_name	The name of the collection item.
metric_group_guid	The GUID of the metric associated with the collection item.
metric_group_label	The name of the metric associated with the collection item.
is_repository	Flag to indicate whether this is a repository side collection. A repository side collection is associated with a metric specified in MGMT_METRICS and has a PL/SQL evaluation procedure that is responsible for calculating the metric values.
store_metric	Flag to indicate whether values returned by the collection should be stored in MGMT_METRIC_RAW . <ul style="list-style-type: none"> Y: Store N: Do not store
interval	The interval at which the collection runs to collect the metric.
time_unit	The time unit of the interval at which the collection runs.
disabled	Identifies whether the collection item is enabled or not.
upload_frequency	For agent side metric this value determines after how many collection the agent will upload the data to OMS.
frequency	The frequency code for collection run interval.

MGMT\$TEMPLATE_COLLECTIONS

The MGMT\$TEMPLATE_COLLECTIONS view displays information on the metric collections defined for a template.

Table 14-3 MGMT\$TEMPLATE_COLLECTIONS

Column	Description
TEMPLATE_NAME	The name of the template
TARGET_TYPE	The target type defines the set of metrics and policies that are applicable for the target
TEMPLATE_GUID	The unique global identifier for the template

Table 14-3 (Cont.) MGMT\$TEMPLATE_COLLECTIONS

Column	Description
METRIC_NAME	The name of the metric for which the template collection is configured
METRIC_COLUMN	The name of the metric column for which the template collection is configured
METRIC_GUID	The unique global identifier for the metric column
COLLECTION_NAME	The name of the collection
IS_REPOSITORY	Indicates whether this is a repository-side collection. A repository-side collection has a PL/SQL evaluation procedure that is responsible for calculating the metric values.
FREQUENCY_CODE	The metric collection frequency type. Possible values are: <ul style="list-style-type: none"> • 1: One Time • 2: Interval • 3: Daily • 4: Weekly • 5: Monthly • 6: Yearly • 7: On Demand
COLLECTION_FREQUENCY	The frequency of the metric collection. Value displayed is dependent on the frequency code: <ul style="list-style-type: none"> • For One Time, the start date-time is stored in DD-MON-YY HH24:MI format. • For Interval type, the frequency in minutes is stored. • For Daily/Weekly/Monthly/Yearly types, the hour and minute of collection is stored in HH24:MI format. • For On-Demand type, On-Demand is stored.
UPLOAD_POLICY	The frequency with which the metric data is uploaded/stored.

MGMT\$AVAILABILITY_CURRENT

The MGMT\$AVAILABILITY_CURRENT view displays information about the most recent target availability information stored in the Management Repository.

Table 14-4 MGMT\$AVAILABILITY_CURRENT

Column	Description
TARGET_NAME	Name of the target where the metric was collected. The target name uniquely identifies a managed target within the Management Repository. The target name typically contains the name of the managed entity that was provided by the system or database administrator.
TARGET_TYPE	The target type defines the set of metrics that are applicable for the target
TARGET_GUID	The unique global identifier for the target
START_TIMESTAMP	The time when the target availability status change was first detected

Table 14-4 (Cont.) MGMT\$AVAILABILITY_CURRENT

Column	Description
AVAILABILITY_STATUS	Current target availability status. This column contains one of the following values: <ul style="list-style-type: none"> • Target Down • Target Up • Metric Error • Agent Down • Unreachable • Blackout • Pending/Unknown
AVAILABILITY_STATUS_CODE	Status code corresponding to the availability status. <ul style="list-style-type: none"> • 0 - Target Down • 1 - Target Up • 2 - Metric Error • 3 - Agent Down • 4 - Unreachable • 5 - Blackout • 6 - Pending/Unknown
TYPE_DISPLAY_NAME	The name of the target type as shown in the UI.

Usage Notes

Get the current availability status of a given target.

MGMT\$AVAILABILITY_HISTORY

The MGMT\$AVAILABILITY_HISTORY view displays detailed historical information about changes in the availability status for a target over time.

Table 14-5 MGMT\$AVAILABILITY_HISTORY

Column	Description
TARGET_NAME	Name of the target where the metric was collected. The target name uniquely identifies a managed target within the Management Repository. The target name typically contains the name of the managed entity that was provided by the system or database administrator.
TARGET_TYPE	The target type defines the set of metrics that are applicable for the target
TARGET_GUID	The unique global identifier for the target
START_TIMESTAMP	The time when the target availability status change was first detected
END_TIMESTAMP	The time when the target availability status change was last detected

Table 14-5 (Cont.) MGMT\$AVAILABILITY_HISTORY

Column	Description
AVAILABILITY_STATUS	Target availability status. This column will contain one of the following values: <ul style="list-style-type: none"> • Target Down • Target Up • Metric Error • Agent Down • Unreachable • Blackout • Pending/Unknown

Usage Notes

Access to this view will use an index if the query references the member TARGET_NAME, TARGET_TYPE and the START_TIMESTAMP.

MGMT\$ALERT_HISTORY

The MGMT\$ALERT_HISTORY view displays historical information for any alerts that are logged in the Management Repository.

Table 14-6 MGMT\$ALERT_HISTORY

Column	Description
TARGET_NAME	Name of the target where the metric was collected. The target name uniquely identifies a managed target within the Management Repository. The target name typically contains the name of the managed entity that was provided by the system or database administrator.
TARGET_TYPE	The target type defines the set of metrics that are applicable for the target
TARGET_GUID	The unique global identifier for the target
VIOLATION_GUID	Unique identifier for the alert
METRIC_NAME	Name of the metric being defined
METRIC_COLUMN	For table metrics, the metric column contains the name of the column in the table that is being defined. If the metric that is being defined is not a table metric, the value in this column is a single space. For example, if this table describing the MGMT\$TARGET_TYPE view was being defined as a table metric, Column Name, Data Type, and Description would be metric columns.
METRIC_LABEL	An intuitive display name for the metric that is being defined
COLUMN_LABEL	For table metrics, the column label contains an intuitive display name for the metric column
KEY_VALUE	The key value for which the alert has been recorded. For composite keys, this is the first part of the key.
KEY_VALUE2	For composite keys, this is the second part of the key for which the alert has been recorded

Table 14-6 (Cont.) MGMT\$ALERT_HISTORY

Column	Description
KEY_VALUE3	For composite keys, this is the third part of the key for which the alert has been recorded
KEY_VALUE4	For composite keys, this is the fourth part of the key for which the alert has been recorded
KEY_VALUE5	For composite keys, this is the fifth part of the key for which the alert has been recorded
KEY_VALUE6	For composite keys, this is the sixth part of the key for which the alert has been recorded
KEY_VALUE7	For composite keys, this is the seventh part of the key for which the alert has been recorded
COLLECTION_TIMESTAMP	The date-time when the alert condition was detected by the Management Agent
ALERT_STATE	<p>A user readable description of the internal alert code that is sent from the Management Agent to identify the state of the alert condition. A alert record is transferred to the repository from the Management Agent each time the metric threshold is crossed in either direction, or if the Management Agent is restarted. The value of this column will contain one of the following strings:</p> <ul style="list-style-type: none"> Warning Critical <p>If the metric's alert condition goes into a clear state, it will no longer be visible from this view.</p>
ALERT_DURATION	The time, in hours, from when the alert condition was first detected until it was cleared
MESSAGE	An optional message that is generated when the alert is created that provides additional information about the alert condition
MESSAGE-NLSID	The NLSID of the alert message
MESSAGE_PARAMS	Contains the URL encoded parameters separated by "&" to be used to format the alert message
ACTION_MESSAGE	Suggested action message in English for this alert
ACTION_MESSAGE-NLSID	The NLS ID of the action message
ACTION_MESSAGE_PARAMS	Contains the URL encoded parameters for translating action message
VIOLATION_TYPE	<p>An intuitive description of the type of violation. Possible values are:</p> <ul style="list-style-type: none"> Threshold Violation: When the alert is triggered based on a metric threshold Availability: When the alert is triggered for an availability metric Policy Violation: When the alert is triggered based on a policy violation
TYPE_DISPLAY_NAME	The display name of the target type
METRIC_GUID	The unique global identifier for the corresponding metric
EVENT_INSTANCE_ID	The event ID for this metric alert. This ID can be used to query relevant event views
CYCLE_GUID	For Oracle internal use only
COLUMN_LABEL-NLSID	For Oracle internal use only

Table 14-6 (Cont.) MGMT\$ALERT_HISTORY

Column	Description
VIOLATION_LEVEL	The violation labels are: <ul style="list-style-type: none"> • Clear • Warning • Critical • Informational • Unreachable End • Unreachable Start • Blackout End • Blackout Start • Metric Error Clear • Metric Error
CURRENT_VALUE	The value collected at the time of the violation

MGMT\$AVAIL_ALERT_HISTORY

The MGMT\$AVAIL_ALERT_HISTORY view displays historical information for response alerts that are logged in the Management Repository.

Table 14-7 MGMT\$AVAIL_ALERT_HISTORY

Column	Description
TARGET_NAME	Name of the target where the metric was collected. The target name uniquely identifies a managed target within the Management Repository. The target name typically contains the name of the managed entity that was provided by the system or database administrator.
TARGET_TYPE	The target type defines the set of metrics that are applicable for the target
TARGET_GUID	The unique global identifier of the target
VIOLATION_GUID	The unique identifier of the violation.
VIOLATION_LEVEL	The priority level of the violation, such as: <ul style="list-style-type: none"> • 15: clear • 20: warning • 25: alert
CYCLE_GUID	Violation GUID of the first violation in the severity life cycle.
METRIC_NAME	An intuitive display name for the metric that is being defined
METRIC_COLUMN	For table metrics, the metric column contains the name of the column in the table that is being defined. If the metric that is being defined is not a table metric, then the value in this column is a single space.
METRIC_GUID	The unique global identifier for the metric column
METRIC_LABEL	User display name of the metric
COLUMN_LABEL	For table metrics, the column label contains an intuitive displayname for the metric column
COLLECTION_TIMESTAMP	The date-time when the alert condition was detected by the Management Agent

Table 14-7 (Cont.) MGMT\$AVAIL_ALERT_HISTORY

Column	Description
ALERT_STATE	A user readable description of the internal alert code that is sent from the Management Agent to identify the state of the alert condition. A alert record is transferred to the repository from the Management Agent each time the metric threshold is crossed in either direction, or if the Management Agent is restarted. The value of this column will contain one of the following strings: <ul style="list-style-type: none"> Warning Critical
ALERT_DURATION	The time, in hours, from when the alert condition was first detected until it was cleared
MESSAGE	An optional message that is generated when the alert is created that provides additional information about the alert condition
MESSAGE-NLSID	The NLSID of the alert message
MESSAGE_PARAMS	Contains the URL encoded parameters separated by "&" to be used to format the alert message
ACTION_MESSAGE	Suggested action message in English for this alert
ACTION_MESSAGE-NLSID	The NLS ID of the action message
ACTION_MESSAGE_PARAMS	Contains the URL encoded parameters for translating action message
VIOLATION_TYPE	An intuitive description of the type of violation. Possible values are: <ul style="list-style-type: none"> Threshold Violation: When the alert is triggered based on a metric threshold Availability: When the alert is triggered for an availability metric Policy Violation: When the alert is triggered based on a policy violation
TYPE_DISPLAY_NAME	The display name of the target type

MGMT\$METRIC_DETAILS

The MGMT\$METRIC_DETAILS view displays a rolling 7 day window of individual metric samples. These are the metric values for the most recent sample that has been loaded into the Management Repository plus any earlier samples that have not been aggregated into hourly statistics.



Note:

If you are using a 19c database (or higher) for a repository, see details in MOS note [2801775](#).

Table 14-8 MGMT\$METRIC_DETAILS


Column	Description
TARGET_NAME	Name of the target where the metric was collected. The target name uniquely identifies a managed target within the Management Repository. The target name typically contains the name of the managed entity that was provided by the system or database administrator.
TARGET_TYPE	The target type defines the set of metrics that are applicable for the target
TARGET_GUID	The unique global identifier for the target
METRIC_NAME	Name of the metric being defined
METRIC_TYPE	A DECODE of the internal numeric type of the metric that is being defined. This column will contain one of the following values: <ul style="list-style-type: none"> • Number • String • Table • Raw • External
METRIC_COLUMN	For table metrics, the metric column contains the name of the column in the table that is being defined. If the metric that is being defined is not a table metric, the value in this column is a single space. For example, if this table describing the MGMT\$TARGET_TYPE view was being defined as a table metric, Column Name, Data Type, and Description would be metric columns.
METRIC_LABEL	An intuitive display name for the metric that is being defined
COLUMN_LABEL	For table metrics, the column label contains an intuitive display name for the metric column
COLLECTION_TIMESTAMP	The date-time when the alert condition was detected by the Management Agent
VALUE	Since current metric values can be a numeric or a string type, this column returns the value of the metric as a string. If the user of the view is restricting the query to numeric metric values, they can use the TO_NUMBER SQL function to return the values in numeric form.
	<div style="border: 1px solid #0070C0; padding: 10px; background-color: #E6F2FF;"> <p> Note:</p> <p>If you are using a 19c database (or higher) for a repository, see details MOS note 2801775.</p> </div>
KEY_VALUE	The key value for which the alert has been recorded. For composite keys, this is the first part of the key.
KEY_VALUE2	For composite keys, this is the second part of the key for which the alert has been recorded
KEY_VALUE3	For composite keys, this is the third part of the key for which the alert has been recorded
KEY_VALUE4	For composite keys, this is the fourth part of the key for which the alert has been recorded

Table 14-8 (Cont.) MGMT\$METRIC_DETAILS

Column	Description
KEY_VALUE5	For composite keys, this is the fifth part of the key for which the alert has been recorded

Usage Notes

- Show the individual values for a metric over time.
- Identify time periods when abnormal samples for metric were collected.
- Calculate the correlation coefficient between two or more metrics.
- Provide metric values that are associated with an alert.
- Queries using this view will use an index if the queries use the target name, the target type, metric name, metric column, and key value, or if they are based upon the collection_timestamp.

MGMT\$METRIC_CURRENT

The MGMT\$METRIC_CURRENT view displays information on the most recent metric values that have been loaded into the Management Repository.


**Note:**

If you are using a 19c database (or higher) for a repository, see details in MOS note [2801775](#).

Table 14-9 MGMT\$METRIC_CURRENT

Column	Description
TARGET_NAME	Name of the target where the metric was collected. The target name uniquely identifies a managed target within the Management Repository. The target name typically contains the name of the managed entity that was provided by the system or database administrator.
TARGET_TYPE	The target type defines the set of metrics that are applicable for the target
TARGET_GUID	The unique global identifier for the target
METRIC_NAME	Name of the metric being defined
METRIC_TYPE	A DECODE of the internal numeric type of the metric that is being defined. This column will contain one of the following values: <ul style="list-style-type: none"> • Number • String • Table • Raw • External

Table 14-9 (Cont.) MGMT\$METRIC_CURRENT

Column	Description
METRIC_COLUMN	For table metrics, the metric column contains the name of the column in the table that is being defined. If the metric that is being defined is not a table metric, the value in this column is a single space. For example, if this table describing the MGMT\$TARGET_TYPE view was being defined as a table metric, Column Name, Data Type, and Description would be metric columns.
METRIC_LABEL	An intuitive display name for the metric that is being defined
COLUMN_LABEL	For table metrics, the column label contains an intuitive display name for the metric column
COLLECTION_TIMESTAMP	The date-time when the alert condition was detected by the Management Agent
VALUE	Since current metric values can be a numeric or a string type, this column returns the value of the metric as a string. If the user of the view is restricting the query to numeric metric values, they can use the TO_NUMBER SQL function to return the values in numeric form.
	<div style="border: 1px solid #0070C0; padding: 10px; background-color: #E6F2FF;">  Note: If you are using a 19c database (or higher) for a repository, see details MOS note 2801775. </div>
KEY_VALUE	The key value for which the alert has been recorded. For composite keys, this is the first part of the key.
KEY_VALUE2	For composite keys, this is the second part of the key for which the alert has been recorded
KEY_VALUE3	For composite keys, this is the third part of the key for which the alert has been recorded
KEY_VALUE4	For composite keys, this is the fourth part of the key for which the alert has been recorded
KEY_VALUE5	For composite keys, this is the fifth part of the key for which the alert has been recorded

Usage Notes

- Retrieve the most recent value for a metric that is stored in the Management Repository.
- Retrieve the latest metrics for a target or metric for a specific time period.
- Queries using this view will use an index if the queries use target name, the target type, metric name, metric column, and key value, or if they are based upon the collection_timestamp.

MGMT\$METRIC_HOURLY

The MGMT\$METRIC_HOURLY view displays metric statistics information that have been aggregated from the individual metric samples into hourly time periods. For example, if a metric is collected every 15 minutes, the 1 hour rollup would aggregate the 4 samples into a single hourly value by averaging the 4 individual samples together. The current hour of statistics may not be immediately available from this view. The timeliness of the information provided from this view is dependent on when the query against the view was executed and when the hourly rollup table was last refreshed.



Note:

If you are using a 19c database (or higher) for a repository, see details in MOS note [2801775](#).

Table 14-10 MGMT\$METRIC_HOURLY

Column	Description
TARGET_NAME	Name of the target where the metric was collected. The target name uniquely identifies a managed target within the Management Repository. The target name typically contains the name of the managed entity that was provided by the system or database administrator.
TARGET_TYPE	The target type defines the set of metrics that are applicable for the target
TARGET_GUID	The unique global identifier for the target
METRIC_NAME	Name of the metric being defined
METRIC_COLUMN	For table metrics, the metric column contains the name of the column in the table that is being defined. If the metric that is being defined is not a table metric, the value in this column is a single space. For example, if this table describing the MGMT\$TARGET_TYPE view was being defined as a table metric, Column Name, Data Type, and Description would be metric columns.
METRIC_LABEL	An intuitive display name for the metric that is being defined
COLUMN_LABEL	For table metrics, the column label contains an intuitive display name for the metric column
KEY_VALUE	The key value for which the alert has been recorded. For composite keys, this is the first part of the key
KEY_VALUE2	For composite keys, this is the second part of the key for which the alert has been recorded
KEY_VALUE3	For composite keys, this is the third part of the key for which the alert has been recorded
KEY_VALUE4	For composite keys, this is the fourth part of the key for which the alert has been recorded
KEY_VALUE5	For composite keys, this is the fifth part of the key for which the alert has been recorded

Table 14-10 (Cont.) MGMT\$METRIC_HOURLY

Column	Description
ROLLUP_TIMESTAMP	The rollup timestamp identifies the start of the rollup period. For the one-hour rollups, samples that fall within the hourly boundaries from minute 00 through minute 59 inclusive will be combined. For example, samples from 12:00 AM through 12:59 AM would be combined into a single aggregated record with a rollup timestamp of "date" 12:00 AM.
SAMPLE_COUNT	The number of non NULL samples for the metric that were aggregated
AVERAGE	The average of the metric values for the samples that have been included in the rollup period
MINIMUM	The minimum value for the metric for the samples that have been included in the rollup period
MAXIMUM	The maximum value for the metric for samples that have been included in the rollup period
STANDARD_DEVIATION	The standard deviation for the metric values that have been included in the rollup period

Usage Notes

- This view provides the best level of granularity to show changes in a metric's value over the course of a day.
- Identify hourly time periods when a metric or sets of metrics are maximized.
- Understand how the variability of a metric over a one hour time period.
- Identify the values of the collected metrics for a target when a particular hour has been identified as problematic.
- Queries using this view will use an index if the queries use the target_name, the metric_name, or if they are based upon the rollup_timestamp.

MGMT\$METRIC_DAILY

The MGMT\$METRIC_DAILY view displays metric statistics that have been aggregated from the samples collected over the previous twenty-four hour time period. The timeliness of the information provided from this view is dependent on when the query against the view was executed and when the hourly rollup table was last refreshed.

**Note:**

If you are using a 19c database (or higher) for a repository, see details in MOS note [2801775](#).

Table 14-11 MGMT\$METRIC_DAILY

Column	Description
TARGET_NAME	Name of the target where the metric was collected. The target name uniquely identifies a managed target within the Management Repository. The target name typically contains the name of the managed entity that was provided by the system or database administrator.
TARGET_TYPE	The target type defines the set of metrics that are applicable for the target
TARGET_GUID	The unique global identifier for the target
METRIC_NAME	Name of the metric being defined
METRIC_COLUMN	For table metrics, the metric column contains the name of the column in the table that is being defined. If the metric that is being defined is not a table metric, the value in this column is a single space. For example, if this table describing the MGMT\$TARGET_TYPE view was being defined as a table metric, Column Name, Data Type, and Description would be metric columns.
METRIC_LABEL	An intuitive display name for the metric that is being defined
COLUMN_LABEL	For table metrics, the column label contains an intuitive display name for the metric column
KEY_VALUE	The key value for which the alert has been recorded. For composite keys, this is the first part of the key
KEY_VALUE2	For composite keys, this is the second part of the key for which the alert has been recorded
KEY_VALUE3	For composite keys, this is the third part of the key for which the alert has been recorded
KEY_VALUE4	For composite keys, this is the fourth part of the key for which the alert has been recorded
KEY_VALUE5	For composite keys, this is the fifth part of the key for which the alert has been recorded
ROLLUP_TIMESTAMP	The rollup timestamp identifies the start of the rollup period. For the one-hour rollups, samples that fall within the hourly boundaries from minute 00 through minute 59 inclusive will be combined. For example, samples from 12:00 AM through 12:59 AM would be combined into a single aggregated record with a rollup timestamp of "date" 12:00 AM.
SAMPLE_COUNT	The number of non-NULL samples for the metric that were aggregated
AVERAGE	The average of the metric values for the samples that have been included in the rollup period
MINIMUM	The minimum value for the metric for the samples that have been included in the rollup period
MAXIMUM	The maximum value for the metric for samples that have been included in the rollup period
STANDARD_DEVIATION	The standard deviation for the metric values that have been included in the rollup period

Usage Notes

- This view provides the best granularity to show changes in a metric's value over the course of a week or month.
- Understand trends in metric values.
- Queries using this view will use an index if the queries use the `target_name`, the `metric_name`, or if they are based upon the `rollup_timestamp`.

15

Operating System Views

This chapter provides a description of each operating system view and its columns. It contains the following sections:

- [MGMT\\$OS_SUMMARY](#)
- [MGMT\\$OS_COMPONENTS](#)
- [MGMT\\$OS_HW_SUMMARY](#)
- [MGMT\\$OS_PATCH_SUMMARY](#)
- [MGMT\\$OS_FS_MOUNT](#)
- [MGMT\\$OS_KERNEL_PARAMS](#)
- [MGMT\\$OS_PATCHES](#)
- [MGMT\\$OS_PROPERTIES](#)
- [MGMT\\$OS_MODULES](#)
- [MGMT\\$OS_LIMITS](#)
- [MGMT\\$OS_INIT_SERVICES](#)

For examples of how to use views, see [Examples](#) .

MGMT\$OS_SUMMARY

The MGMT\$OS_SUMMARY view contains the summary of targets installed in the Oracle home directories.

Table 15-1 MGMT\$OS_SUMMARY

Column	Description
HOST	The name of the host.
NAME	The name of the component.
VENDOR_NAME	The name of the vendor.
BASE_VERSION	The OS base version.
UPDATE_LEVEL	The OS update level.
DISTRIBUTOR_VERSION	The OS distributor version.
MAX_SWAP_SPACE_IN_MB	The maximum amount of swap space.
SNAPSHOT_GUID	The globally unique identifier of the operating system snapshot.
ADDRESS_LENGTH_IN_BITS	The OS address length in bits.
TARGET_GUID	The globally unique identifier of the target.
PLATFORM_ID	The platform ID of the host.
TARGET_NAME	The name of the target.
TARGET_TYPE	The type of the target.
START_TIMESTAMP	The date-time of the last collection.

Table 15-1 (Cont.) MGMT\$OS_SUMMARY

Column	Description
RUN_LEVEL	The run level of the operating system.
DEFAULT_RUN_LEVEL	The default run level of the operating system.
PLATFORM_VERSION_ID	The platform version ID number of the application system.
DBM_MEMBER	Indicates whether the host is part of an Exadata configuration.
EXALOGIC_MEMBER	Indicates whether the host is part of an Exalogic configuration.

MGMT\$OS_COMPONENTS

The MGMT\$OS_COMPONENTS view returns performance information for host OS components.

Table 15-2 MGMT\$OS_COMPONENTS

Column	Description
HOST	The name of the host.
NAME	The name of the component.
TYPE	The type of component.
VERSION	The version of the component.
DESCRIPTION	The description of the component.
INSTALLATION_DATE	The installation date of the component.
SNAPSHOT_GUID	The globally unique identifier for the configuration snapshot.
TARGET_GUID	The globally unique identifier for the target.
TARGET_NAME	The name of this target.
TARGET_TYPE	The type of target for this view.
LAST_COLLECTION_TIME STAMP	The date and time when the data was last collected.

MGMT\$OS_HW_SUMMARY

The MGMT\$OS_HW_SUMMARY view displays summary information for both operating systems and hardware.

Table 15-3 MGMT\$OS_HW_SUMMARY

Column	Description
TARGET_NAME	Type of the target for this metric
DOMAIN	The domain of the host
OS_NAME	The operating system name
SYSTEM_CONFIGURATIO N	A summary of the system configuration information

Table 15-3 (Cont.) MGMT\$OS_HW_SUMMARY

Column	Description
MACHINE_ARCHITECTURE	A summary of the system architecture
CLOCK_FREQUENCY_IN_MHZ	The clock frequency measured in MHz
MEMORY_SIZE_IN_MB	The memory size measured in MB
LOCAL_DISK_SPACE_IN_GB	The local disk space measured in GBs
CPU_COUNT	The number of CPUs
HARDWARE_VENDOR_NAME	The name of the hardware vendor
OS_VENDOR_NAME	The name of the system vendor
OS_DISTRIBUTOR_VERSION	The distribution version
SNAPSHOT_GUID	The globally unique identifier of the configuration snapshot
TARGET_GUID	The globally unique identifier of the target
PHYSICAL_CPU_COUNT	The number of physical CPUs
LOGICAL_CPU_COUNT	The number of logical CPUs
PLATFORM_ID	The identification number of the platform
TARGET_TYPE	The type of target
LAST_COLLECTION_TIME_STAMP	The date-time of the last collection
OS_RUN_LEVEL	The run level of the operating system
OS_DEFAULT_RUN_LEVEL	The default run level of the operating system
HOST_ID	The host ID number
OS_PLATFORM_VERSION_ID	The operating system platform version number
OS_DBM_MEMBER	Indicates whether the host is part of an Exadata configuration
OS_EXALOGIC_MEMBER	Indicates whether the host is part of an Exalogic configuration
VIRTUAL	The identification for the given host is virtual or physical
SYSTEM_SERIAL_NUMBER	The system serial number of the host
TOTAL_CPU_CORES	Total CPU cores

MGMT\$OS_PATCH_SUMMARY

The MGMT\$OS_PATCH_SUMMARY view provides a summary of the patches applied to the operating system.

Table 15-4 MGMT\$OS_PATCH_SUMMARY

Column	Description
TARGET_NAME	Type of the target for this metric
VENDOR_NAME	The name of the vendor
BASE_VERSION	The base version of the operating system
UPDATE_LEVEL	The update level of the operating system
DISTRIBUTOR_VERSION	The distributor version of the OS
MAX_SWAP_SPACE_IN_MB	The maximum swap space measured in MB
SNAPSHOT_GUID	The globally unique identifier of the snapshot
NUM_PATCHES	The number of OS patches found
TARGET_GUID	The globally unique identifier of the target
TARGET_TYPE	The type of the target
START_TIMESTAMP	The date-time of the last collection
NAME	The name of the patch

MGMT\$OS_FS_MOUNT

The MGMT\$OS_FS_MOUNT view displays performance information for mounted file systems.

Table 15-5 MGMT\$OS_FS_MOUNT

Column	Description
TARGET_TYPE	Type of the target for this metric
RESOURCE_NAME	The name of the mounted resource
TYPE	The file system mount
MOUNT_LOCATION	The mount location
MOUNT_OPTIONS	The mount options
SNAPSHOT_GUID	The globally unique identifier of the snapshot
TARGET_GUID	The globally unique identifier of the target
START_TIMESTAMP	The date-time of the last collection

MGMT\$OS_KERNEL_PARAMS

The MGMT\$OS_KERNEL_PARAMS view returns a summary for operating system kernel parameters.

Table 15-6 MGMT\$OS_KERNEL_PARAMS

Column	Description
TARGET_TYPE	Type of the target for this metric

Table 15-6 (Cont.) MGMT\$OS_KERNEL_PARAMS

Column	Description
TARGET_NAME	The name of this target
TARGET_GUID	The globally unique identifier of the target
VALUE	The value of the parameter
NAME	The name of the parameter
SOURCE	The source of the parameter
START_TIMESTAMP	The date-time of the last collection
HOST	The name of the host

MGMT\$OS_PATCHES

The MGMT\$OS_PATCHES view returns a summary of the operating system patches.

Table 15-7 MGMT\$OS_PATCHES

Column	Description
TARGET_TYPE	The type of target
TARGET_NAME	The name of the target
TARGET_GUID	The globally unique identifier for the configuration target
START_TIMESTAMP	The time-date of the last collection
SNAPSHOT_GUID	The globally unique identifier of the snapshot
VENDOR_NAME	The name of the vendor
NAME	The name of the patch

MGMT\$OS_PROPERTIES

The MGMT\$OS_PROPERTIES view returns a summary of the operating system properties.

Table 15-8 MGMT\$OS_PROPERTIES

Column	Description
TARGET_TYPE	Type of the target for this metric
TARGET_NAME	The name of the target
NAME	The name of the property
SOURCE	The source of the property
VALUE	The value of the property
SNAPSHOT_GUID	The globally unique identifier of the snapshot
START_TIMESTAMP	The date-time of the last collection

MGMT\$OS_MODULES

The MGMT\$OS_MODULES view returns a summary of the operating system module details.

Table 15-9 MGMT\$OS_MODULES

Column	Description
TARGET_TYPE	Type of the target for this metric
NAME	The name of the module
SIZE_IN_BYTES	The size in bytes of the module
REFERRING_MODULES	The list of referring modules
SNAPSHOT_GUID	The globally unique identifier of the snapshot
TARGET_NAME	The name of the target
START_TIMESTAMP	The date-time of the last collection

MGMT\$OS_LIMITS

The MGMT\$OS_LIMITS view returns a summary of operating system limit values

Table 15-10 MGMT\$OS_LIMITS

Column	Description
TARGET_TYPE	Type of target for this metric
SNAPSHOT_GUID	The globally unique identifier of the snapshot
TARGET_NAME	The target name
TARGET_GUID	The globally unique identifier of the target
START_TIMESTAMP	The date-time of the last collection

MGMT\$OS_INIT_SERVICES

The MGMT\$OS_INIT_SERVICES view returns a summary of operating system init service details.

Table 15-11 MGMT\$OS_INIT_SERVICES

Column	Description
TARGET_TYPE	Type of target for this metric
TARGET_NAME	The name of the target
APPLICATION_ID	The application ID of the service
RUN_STATE	The run state of the service
MAPPER_VERSION	The mapper version of the service
SNAPSHOT_GUID	The globally unique identifier of the snapshot

Table 15-11 (Cont.) MGMT\$OS_INIT_SERVICES

Column	Description
TARGET_GUID	The globally unique identifier of the target
START_TIMESTAMP	The date-time of the last collection

16

Security Views

This chapter provides a description of each security view and its columns. It contains the following sections:

- `MGMT$ESA_ALL_PRIVS_REPORT`
- `MGMT$ESA_ANY_DICT_REPORT`
- `MGMT$ESA_ANY_PRIV_REPORT`
- `MGMT$ESA_AUDIT_SYSTEM_REPORT`
- `MGMT$ESA_BECOME_USER_REPORT`
- `MGMT$ESA_CATALOG_REPORT`
- `MGMT$ESA_CONN_PRIV_REPORT`
- `MGMT$ESA_CREATE_PRIV_REPORT`
- `MGMT$ESA_DBA_GROUP_REPORT`
- `MGMT$ESA_DBA_ROLE_REPORT`
- `MGMT$ESA_DIRECT_PRIV_REPORT`
- `MGMT$ESA_EXMPT_ACCESS_REPORT`
- `MGMT$ESA_KEY_OBJECTS_REPORT`
- `MGMT$ESA_OH_OWNERSHIP_REPORT`
- `MGMT$ESA_OH_PERMISSION_REPORT`
- `MGMT$ESA_POWER_PRIV_REPORT`
- `MGMT$ESA_PUB_PRIV_REPORT`
- `MGMT$ESA_SYS_PUB_PKG_REPORT`
- `MGMT$ESA_TABSP_OWNERS_REPORT`
- `MGMT$ESA_TRC_AUD_PERM_REPORT`
- `MGMT$ESA_WITH_ADMIN_REPORT`
- `MGMT$ESA_WITH_GRANT_REPORT`
- `MGMT$ESM_COLLECTION_LATEST`
- `MGMT$ESM_FILE_SYSTEM_LATEST`
- `MGMT$ESM_PORTS_LATEST`
- `MGMT$ESM_SERVICE_LATEST`
- `MGMT$ESM_STACK_LATEST`

For examples of how to use views, see [Examples](#) .

MGMT\$ESA_ALL_PRIVS_REPORT

The MGMT\$ESA_ALL_PRIVS_REPORT view displays a table containing users and roles that have the 'GRANT ANY PRIVILEGE' privilege in database security reports.

Table 16-1 MGMT\$ESA_ALL_PRIVS_REPORT

Column	Description
TARGET_GUID	The GUID of the target for which the report has the data
TARGET_NAME	The name of the target for which the report has the data
PRINCIPAL	The user or roles that have been granted this privilege (that is, GRANT ANY PRIVILEGE->DBA->SYS)
OBJECT_NAME	The name of the user that been granted the privilege (GRANT ANY PRIVILEGE)

MGMT\$ESA_ANY_DICT_REPORT

The MGMT\$ESA_ANY_DICT_REPORT view displays a table and a chart containing users and roles with access to any dictionary in database security reports.

Table 16-2 MGMT\$ESA_ANY_DICT_REPORT

Column	Description
TARGET_GUID	The GUID of the target for which the report has the data
TARGET_NAME	The name of the target for which the report has the data
PRINCIPAL	The user or roles that been granted this privilege. For example, SELECT ANY DICTIONARY->SCHEMA_OWNER_ROLE->SYS
OBJECT_NAME	The user that has been granted any of the ANY DICTIONARY privileges. For example, SELECT ANY DICTIONARY, ANALYZE ANY DICTIONARY, and so on.

MGMT\$ESA_ANY_PRIV_REPORT

The MGMT\$ESA_ANY_PRIV_REPORT view displays a table and a chart containing users with 'ANY' in some privilege granted to them in database security reports.

Table 16-3 MGMT\$ESA_ANY_PRIV_REPORT

COLUMN	Description
TARGET_GUID	The GUID of the target for which the report has the data
TARGET_NAME	The name of the target for which the report has the data
PRINCIPAL	The user or role which has been granted a privilege having 'ANY'. For example, BACKUP ANY TABLE->EXP_FULL_DATABASE->DATAPUMP_EXP_FULL_DATABASE->SYS

Table 16-3 (Cont.) MGMT\$ESA_ANY_PRIV_REPORT

COLUMN	Description
OBJECT_NAME	The user that has been granted one of the ANY privileges. For example, ALTER ANY MATERIALIZED VIEW, ALTER ANY INDEX, BACKUP ANY TABLE, and so on.

MGMT\$ESA_AUDIT_SYSTEM_REPORT

The MGMT\$ESA_AUDIT_SYSTEM_REPORT view displays a table containing users and roles with the 'AUDIT SYSTEM' privilege in database security reports.

Table 16-4 MGMT\$ESA_AUDIT_SYSTEM_REPORT

Column	Description
TARGET_GUID	The GUID of the target for which the report has the data
TARGET_NAME	The name of the target for which the report has the data
PRINCIPAL	The user or role which has been granted 'AUDIT SYSTEM' privilege. For example, AUDIT SYSTEM->SYS, AUDIT SYSTEM->IMP_FULL_DATABASE->DATAPUMP_IMP_FULL_DATABASE->DBA->SYSTEM, and so on.
OBJECT_NAME	The user that has been granted 'ALTER SYSTEM' privilege

MGMT\$ESA_BECOME_USER_REPORT

The MGMT\$ESA_BECOME_USER_REPORT view displays a table containing users and roles with the 'BECOME USER' privilege in database security reports.

Table 16-5 MGMT\$ESA_BECOME_USER_REPORT

Column	Description
TARGET_GUID	The GUID of the target for which the report has the data
TARGET_NAME	The name of the target for which the report has the data
PRINCIPAL	The user or role which has been granted 'BECOME USER' privilege. For example, BECOME USER->SYS, BECOME USER->DBA->SYSTEM, BECOME USER->IMP_FULL_DATABASE->DATAPUMP_IMP_FULL_DATABASE->DBA->BAM, and so on.
OBJECT_NAME	The user that has been granted the 'BECOME USER' privilege

MGMT\$ESA_CATALOG_REPORT

The MGMT\$ESA_CATALOG_REPORT view displays a table and a chart containing all the users that have a role such as '%CATALOG%' in database security reports.

Table 16-6 MGMT\$ESA_CATALOG_REPORT

Column	Description
TARGET_GUID	The GUID of the target for which the report has the data
TARGET_NAME	The name of the target for which the report has the data
PRINCIPAL	The user or role which has been granted a role like '%CATALOG%'. For example, RECOVERY_CATALOG_OWNER->SYS, EXECUTE_CATALOG_ROLE->TBLO_ROLE->CRM, and so on.
OBJECT_NAME	User that has been granted one of the 'CATALOG' privileges. For example, SELECT_CATALOG_ROLE, EXECUTE_CATALOG_ROLE, DELETE_CATALOG_ROLE, and so on.

MGMT\$ESA_CONN_PRIV_REPORT

The MGMT\$ESA_CONN_PRIV_REPORT view displays a table and a chart containing users and roles with the CONNECT or RESOURCE role in database security reports.

Table 16-7 MGMT\$ESA_CONN_PRIV_REPORT

Column	Description
TARGET_GUID	The GUID of the target for which the report has the data
TARGET_NAME	The name of the target for which the report has the data
PRINCIPAL	The user or role which has been granted the CONNECT or RESOURCE role
OBJECT_NAME	The role if granted directly, or the role through it has been granted

MGMT\$ESA_CREATE_PRIV_REPORT

The MGMT\$ESA_CREATE_PRIV_REPORT view displays a table and a chart containing users and roles with the CREATE privilege in database security reports.

Table 16-8 MGMT\$ESA_CREATE_PRIV_REPORT

Column	Description
TARGET_GUID	The GUID of the target for which the report has the data
TARGET_NAME	The name of the target for which the report has the data
PRINCIPAL	The user or role which has been granted the privilege to create an object in the database. For example, CREATE ANY CONTEXT->SYS, CREATE ANY INDEX->OLAP_DBA->OLAPSYS, and so on.
OBJECT_NAME	User that has been granted one of the 'CREATE' privileges

MGMT\$ESA_DBA_GROUP_REPORT

The MGMT\$ESA_DBA_GROUP_REPORT view displays a table containing members of the operating system user group DBA in database security reports.

Table 16-9 MGMT\$ESA_DBA_GROUP_REPORT

Column	Description
TARGET_GUID	The GUID of the target for which the report has the data
TARGET_NAME	The name of the target for which the report has the data
PRINCIPAL	The operating system user which is in the user group DBA.
OBJECT_NAME	DBA Group

MGMT\$ESA_DBA_ROLE_REPORT

The MGMT\$ESA_DBA_ROLE_REPORT view displays a table containing users and roles with the DBA role granted to them in database security reports.

Table 16-10 MGMT\$ESA_DBA_ROLE_REPORT

Column	Description
TARGET_GUID	The GUID of the target for which the report has the data
TARGET_NAME	The name of the target for which the report has the data
PRINCIPAL	The user or role which has been granted the DBA role
OBJECT_NAME	User that has been granted the DBA role

MGMT\$ESA_DIRECT_PRIV_REPORT

The MGMT\$ESA_DIRECT_PRIV_REPORT view displays a table and a chart containing privileges granted directly in database security reports.

Table 16-11 MGMT\$ESA_DIRECT_PRIV_REPORT

Column	Description
TARGET_GUID	The GUID of the target for which the report has the data
TARGET_NAME	The name of the target for which the report has the data
PRINCIPAL	User which has been granted a privilege directly i.e. not via a role
OBJECT_NAME	The privilege that has been granted directly. For example, ALTER SESSION, SELECT ANY DICTIONARY, and so on.

MGMT\$ESA_EXMPT_ACCESS_REPORT

The MGMT\$ESA_EXMPT_ACCESS_REPORT view displays a table containing users and roles with the EXEMPT ACCESS POLICY privilege in database security reports.

Table 16-12 MGMT\$ESA_EXMPT_ACCESS_REPORT

Column	Description
TARGET_GUID	The GUID of the target for which the report has the data
TARGET_NAME	The name of the target for which the report has the data
PRINCIPAL	The user or role which has been granted the 'EXEMPT ACCESS POLICY' privilege
OBJECT_NAME	User that has been granted one of the 'EXEMPT ACCESS POLICY' privilege

MGMT\$ESA_KEY_OBJECTS_REPORT

The MGMT\$ESA_KEY_OBJECTS_REPORT view displays a table and a chart containing users and roles with access to key objects in database security reports.

Table 16-13 MGMT\$ESA_KEY_OBJECTS_REPORT

Column	Description
TARGET_GUID	The GUID of the target for which the report has the data
TARGET_NAME	The name of the target for which the report has the data
USER	The user which has access to key objects
OBJECT_NAME	The key object to which that use has access. For example, View DBA_USERS, Table SOURCE\$, Table USER\$
PRIVILEGE	The privilege on the key object that has been granted to the user. For example, SELECT, DELETE, and so on.

MGMT\$ESA_OH_OWNERSHIP_REPORT

The MGMT\$ESA_OH_OWNERSHIP_REPORT view displays a table containing file ownership by Oracle home in database security reports.

Table 16-14 MGMT\$ESA_OH_OWNERSHIP_REPORT

Column	Description
TARGET_GUID	The GUID of the target for which the report has the data
TARGET_NAME	The name of the target for which the report has the data
PRINCIPAL	The file whose owner is not the ORACLE HOME owner
OBJECT_NAME	The owner of the file

MGMT\$ESA_OH_PERMISSION_REPORT

The MGMT\$ESA_OH_PERMISSION_REPORT view displays a table containing file permissions by Oracle home in database security reports.

Table 16-15 MGMT\$ESA_OH_PERMISSION_REPORT

Column	Description
TARGET_GUID	The GUID of the target for which the report has the data
TARGET_NAME	The name of the target for which the report has the data
PRINCIPAL	The file that has an insecure permission
OBJECT_NAME	The permission of the file

MGMT\$ESA_POWER_PRIV_REPORT

The MGMT\$ESA_POWER_PRIV_REPORT view displays a table and a chart containing all the users and roles with ALTER SESSION, ALTER SYSTEM, CREATE PROCEDURE or CREATE LIBRARY privileges in database security reports.

Table 16-16 MGMT\$ESA_POWER_PRIV_REPORT

Column	Description
TARGET_GUID	The GUID of the target for which the report has the data
TARGET_NAME	The name of the target for which the report has the data
PRINCIPAL	The user that has powerful privileges
OBJECT_NAME	The powerful privilege held by the user

MGMT\$ESA_PUB_PRIV_REPORT

The MGMT\$ESA_PUB_PRIV_REPORT view displays a table and a chart containing privileges granted to PUBLIC in database security reports.

Table 16-17 MGMT\$ESA_PUB_PRIV_REPORT

Column	Description
TARGET_GUID	The GUID of the target for which the report has the data
TARGET_NAME	The name of the target for which the report has the data
PRINCIPAL	The object on which some privilege has been granted to PUBLIC
OBJECT_NAME	The privilege on the object which has been granted to PUBLIC. For example, SELECT, EXECUTE, and so on.

MGMT\$ESA_SYS_PUB_PKG_REPORT

The MGMT\$ESA_SYS_PUB_PKG_REPORT view displays a table containing system packages with public execute privileges in database security reports.

Table 16-18 MGMT\$ESA_SYS_PUB_PKG_REPORT

Column	Description
TARGET_GUID	The GUID of the target for which the report has the data
TARGET_NAME	The name of the target for which the report has the data
PRINCIPAL	PUBLIC
OBJECT_NAME	The package owned by SYS on which PUBLIC has execute privileges

MGMT\$ESA_TABSP_OWNERS_REPORT

The MGMT\$ESA_TABSP_OWNERS_REPORT view displays a table containing tablespaces and their owners in database security reports.

Table 16-19 MGMT\$ESA_TABSP_OWNERS_REPORT

Column	Description
TARGET_GUID	The GUID of the target for which the report has the data
TARGET_NAME	The name of the target for which the report has the data
PRINCIPAL	The tablespace
OBJECT_NAME	The owner of the tablespace

MGMT\$ESA_TRC_AUD_PERM_REPORT

The MGMT\$ESA_TRC_AUD_PERM_REPORT view displays a table containing trace and audit files permissions in database security reports.

Table 16-20 MGMT\$ESA_TRC_AUD_PERM_REPORT

Column	Description
TARGET_GUID	The GUID of the target for which the report has the data
TARGET_NAME	The name of the target for which the report has the data
PRINCIPAL	The file path
OBJECT_NAME	The purpose of the file. For example, audit file destination, background dump destination, core dump destination, user dump destination, and so on.
PERMISSION	Permission of the file

MGMT\$ESA_WITH_ADMIN_REPORT

The MGMT\$ESA_WITH_ADMIN_REPORT view displays a table and a chart containing users and roles having some privileges granted to them with the WITH ADMIN option in database security reports.

Table 16-21 MGMT\$ESA_WITH_ADMIN_REPORT

Column	Description
TARGET_GUID	The GUID of the target for which the report has the data
TARGET_NAME	The name of the target for which the report has the data
PRINCIPAL	The user or role which has been granted a privilege 'WITH ADMIN' option
OBJECT_NAME	The privilege which has been granted 'WITH ADMIN' option

MGMT\$ESA_WITH_GRANT_REPORT

The MGMT\$ESA_WITH_GRANT_REPORT view displays a table and a chart containing users and roles having some privileges granted to them with 'WITH GRANT' option in database security reports.

Table 16-22 MGMT\$ESA_WITH_GRANT_REPORT

Column	Description
TARGET_GUID	The GUID of the target for which the report has the data
TARGET_NAME	The name of the target for which the report has the data
PRINCIPAL	The user or role which has been granted a privilege 'WITH GRANT' option
OBJECT_NAME	The privilege which has been granted 'WITH GRANT' option

MGMT\$ESM_COLLECTION_LATEST

The MGMT\$ESM_COLLECTION_LATEST view contains properties relating to security for database targets.

Table 16-23 MGMT\$ESM_COLLECTION_LATEST

Column	Description
TARGET_GUID	The GUID of the database target
PROPERTY	Name of the attribute
VALUE	Value of the attribute
VALUE2	Used to capture additional values of the attribute

MGMT\$ESM_FILE_SYSTEM_LATEST

The MGMT\$ESM_FILE_SYSTEM_LATEST view contains the file system type for the Windows host targets.

Table 16-24 MGMT\$ESM_FILE_SYSTEM_LATEST

Column	Description
TARGET_GUID	The GUID of the Windows host target
FILE_SYSTEM	The type of file system

MGMT\$ESM_PORTS_LATEST

The MGMT\$ESM_PORTS_LATEST view contains the open ports for the host target.

Table 16-25 MGMT\$ESM_PORTS_LATEST

Column	Description
TARGET_GUID	The GUID of the host target
PORT	The value of the open port (listening mode)

MGMT\$ESM_SERVICE_LATEST

The MGMT\$ESM_SERVICE_LATEST view contains the insecure services running on the host targets.

Table 16-26 MGMT\$ESM_SERVICE_LATEST

Column	Description
TARGET_GUID	The GUID of the host target
SERVICE	The port value for the service

MGMT\$ESM_STACK_LATEST

The MGMT\$ESM_STACK_LATEST view contains executable stack status host targets.

Table 16-27 MGMT\$ESM_STACK_LATEST

Column	Description
TARGET_GUID	The GUID of the host target
EXE_STACK	The status of the executable stack

17

Storage Reporting Views

This chapter provides a description of each storage reporting view and its columns. It contains the following sections:

- [MGMT\\$STORAGE_REPORT_DATA](#)
- [MGMT\\$STORAGE_REPORT_KEYS](#)
- [MGMT\\$STORAGE_REPORT_PATHS](#)
- [MGMT\\$STORAGE_REPORT_ISSUES](#)
- [MGMT\\$STORAGE_REPORT_DISK](#)
- [MGMT\\$STORAGE_REPORT_VOLUME](#)
- [MGMT\\$STORAGE_REPORT_LOCALFS](#)
- [MGMT\\$STORAGE_REPORT_NFS](#)

For examples of how to use views, see [Examples](#) .

MGMT\$STORAGE_REPORT_DATA

The MGMT\$STORAGE_REPORT_DATA view displays the Storage Data metric attributes which are common across all instrumented Storage Entities.

Table 17-1 MGMT\$STORAGE_REPORT_DATA

Column	Description
TARGET_NAME	Target Name in Enterprise Manager
TARGET_TYPE	Target Type in Enterprise Manager
KEY_VALUE	Unique Key Value for the Storage Entity
GLOBAL_UNIQUE_ID	A globally unique persistent identifier for a storage entity. All instances of a shared Storage Entity will have the same global_unique_identifier
NAME	Name of the storage entity
STORAGE_LAYER	Storage layer of the storage entity. Sample Usage: - OS_DISK - VOLUME_MANAGER - LOCAL_FILESYSTEM - NFS
ENTITY_TYPE	Indicates the type of Entity. Value is vendor specific. Example: Plex, Sub Disk, Diskgroup, Volume group, Metadevice and so on.
RAWSIZEB	Total space in bytes
SIZEB	Size in bytes

Table 17-1 (Cont.) MGMT\$STORAGE_REPORT_DATA

Column	Description
USEDDB	Used size in bytes
FREEDB	Free size in bytes

MGMT\$STORAGE_REPORT_KEYS

The MGMT\$STORAGE_REPORT_KEYS view displays the relationship between instrumented Storage Entities.

Table 17-2 MGMT\$STORAGE_REPORT_KEYS

Column	Description
TARGET_NAME	Target Name in Enterprise Manager
TARGET_TYPE	Target type in Enterprise Manager
KEY_VALUE	Unique KEY_VALUE for the storage entity
PARENT_KEY_VALUE	Key value for the parent storage entity.

MGMT\$STORAGE_REPORT_PATHS

The MGMT\$STORAGE_REPORT_PATHS view displays the OS paths for all instrumented storage entities.

Table 17-3 MGMT\$STORAGE_REPORT_PATHS

Column	Description
TARGET_NAME	Target name in Enterprise Manager
TARGET_TYPE	Target type in Enterprise Manager
KEY_VALUE	Unique key value for the storage entity
NAME	Name of the storage entity
PATH	OS path to the storage entity
FILE_TYPE	Type of file Examples: - _BLOCKSPECIAL - _DIRECTORY - _REGULAR
STORAGE_LAYER	Storage layer of the storage entity. Sample Usage: - OS_DISK - VOLUME_MANAGER - LOCAL_FILESYSTEM - NFS

Table 17-3 (Cont.) MGMT\$STORAGE_REPORT_PATHS

Column	Description
ENTITY_TYPE	Indicates the type of entity. Value is vendor-specific. Examples: Plex, Sub Disk, Diskgroup, Volume group, Metadevice, and so on.

MGMT\$STORAGE_REPORT_ISSUES

The MGMT\$STORAGE_REPORT_ISSUES view displays the consistency issues encountered when analyzing the instrumented storage metrics.

Table 17-4 MGMT\$STORAGE_REPORT_ISSUES

Column	Description
TARGET_NAME	Target name in Enterprise Manager
TARGET_TYPE	Target type in Enterprise Manager
TYPE	Type of inconsistency. Value can be: - MAPPING_ISSUE - MAPPING_WARNING
MESSAGE_COUNT	Count of the number of messages

MGMT\$STORAGE_REPORT_DISK

The MGMT\$STORAGE_REPORT_DISK view displays Additional Storage Data Metric Attributes for all physical disk device storage entities.

Table 17-5 MGMT\$STORAGE_REPORT_DISK

Column	Description
TARGET_NAME	Target name in Enterprise Manager
TARGET_TYPE	Target type in Enterprise Manager
ENTITY_TYPE	Indicates the type of disk device such as disk or disk partition
USED_PATH	The OS path to the disk or partition. If the disk or partition is allocated, then this is the path that is in use.
FILE_TYPE	Type of file Examples:- _BLOCKSPECIAL- _REGULAR
SIZEB	Size in bytes
USEDDB	Used size in bytes
FREEDB	Free size in bytes
VENDOR	Name of the disk vendor; detected through SCSI enquiry
PRODUCT	Product family from the vendor; detected through SCSI enquiry

MGMT\$STORAGE_REPORT_VOLUME

The MGMT\$STORAGE_REPORT_VOLUME view displays Additional Storage Data Metric attributes for all volume manager storage entities.

Table 17-6 MGMT\$STORAGE_REPORT_VOLUME

Column	Description
TARGET_NAME	Target name in Enterprise Manager
TARGET_TYPE	Target type in Enterprise Manager
VENDOR	Vendor name of the volume or software raid manager
PRODUCT	Vendor name of the volume or software raid manager
TYPE	Indicates the type of volume entity. It can be vendor specific. For example, in the case of Veritas Volume Manager for Volume, Plex, VM Disk, Diskgroup, Sub Disk, Metadevice, Metadevice Partition, Array, Raiddevice, Submirror, Diskset, Slice, raid-disk, spare-disk, Hot spare, and so on.
DISK_GROUP	Disk group or volume group name
NAME	The name of the entity in the volume manager namespace
USED_PATH	The OS path to the device. If the device is allocated, then this is the path that is in use.
FILE_TYPE	Type of file Examples:- _BLOCKSPECIAL- _REGULAR
RAWSIZEB	In bytes. For a 2-way mirrored Veritas Volume. It is the sum of the size of each plex.
SIZEB	Size in bytes
USEDDB	Used size in bytes
FREEB	Free size in bytes
CONFIGURATION	A string describing the configuration of the volume.

MGMT\$STORAGE_REPORT_LOCALFS

The MGMT\$STORAGE_REPORT_LOCALFS view displays Additional Storage Data Metric attributes for all local file system storage entities.

Table 17-7 MGMT\$STORAGE_REPORT_LOCALFS

Column	Description
TARGET_NAME	Target name in Enterprise Manager
TARGET_TYPE	Target type in Enterprise Manager
FILESYSTEM_TYPE	The type of file system
FILESYSTEM	The file system path on the operating system
MOUNTPOINT	The mount point path on the operating system

Table 17-7 (Cont.) MGMT\$STORAGE_REPORT_LOCALFS

Column	Description
SIZEB	Number
USEDDB	Used size in bytes
FREEDB	Free size in bytes

MGMT\$STORAGE_REPORT_NFS

The MGMT\$STORAGE_REPORT_NFS view displays Additional Storage Data Metric attributes for all network file systems.

Table 17-8 MGMT\$STORAGE_REPORT_NFS

Column	Description
TARGET_NAME	Target name in Enterprise Manager
TARGET_TYPE	Target type in Enterprise Manager
FILESYSTEM	The file system name as seen on the operating system. For NFS file systems the file system name should be in the format nfs_server:/filesystem_name
MOUNTPOINT	The mountpoint path on the operating system
SIZEB	Size in bytes
USEDDB	Used size in bytes,
FREEDB	Free size in bytes
NFS_SERVER	The server name for the NFS Server
NFS_SERVER_IP_ADDRESS	The IP address of the NFS Server
NFS_VENDOR	The NFS Server vendor
MOUNT_PRIVILEGE	This is the mount privilege of the file system Possible values: <ul style="list-style-type: none"> • Read • Write

18

Target Views

This chapter provides a description of each target view and its columns. It contains the following sections:

- [MGMT\\$AGENTS_MONITORING_TARGETS](#)
- [MGMT\\$EM_ECM_MOS_PROPERTIES](#)
- [MGMT\\$EM_ECM_TARGET_FRESHNESS](#)
- [MGMT\\$MANAGEABLE_ENTITIES](#)

For examples of how to use views, see [Examples](#) .

MGMT\$AGENTS_MONITORING_TARGETS

The MGMT\$AGENTS_MONITORING_TARGETS view shows the available Management Agents for targets.

Table 18-1 MGMT\$AGENTS_MONITORING_TARGETS

Column	Description
TARGET_NAME	Name of the target
TARGET_TYPE	Type of the target
TARGET_GUID	Unique ID of the target
AGENT_NAME	Name of the Management Agent monitoring the target
AGENT_TYPE	Type of Management Agent
AGENT_GUID	Unique ID of the Management Agent
AGENT_IS_MASTER	Specifies whether the Management Agent is a master or slave. Possible values: <ul style="list-style-type: none">• 1: Master• 0: Slave
EMD_URL	URL of the emd monitoring the target
HOST_NAME	Host on which the target or Management Agent resides
MONITORING	Indicates how the target is monitored. Possible values: <ul style="list-style-type: none">• MGMT_GLOBAL.G_MON_MODE_DEFAULT: Single Management Agent, vanilla monitoring mode• MGMT_GLOBAL.G_MON_MODE_AGENT_MEDIATED: Multi Management Agent, agent-mediated monitoring

MGMT\$EM_ECM_MOS_PROPERTIES

The MGMT\$EM_ECM_MOS_PROPERTIES view exposes target information useful for My Oracle Support and Patching. It returns values from the EM_ECM_MOS_PROPERTIES table.

Table 18-2 MGMT\$EM_ECM_MOS_PROPERTIES

Column	Description
TARGET_GUID	The GUID of the target
HOST_TARGET_GUID	The GUID of the host that is hosting this target. The value is NULL for host targets.
ORACLE_HOME_TARGET_GUID	The GUID of the Oracle home target where this target is installed
PLATFORM_ID	The platform ID of the host that is hosting this target
PLATFORM_VERSION_ID	The platform version ID of the host that is hosting this target

MGMT\$EM_ECM_TARGET_FRESHNESS

The MGMT\$EM_ECM_TARGET_FRESHNESS view exposes the newest and oldest configuration snapshot information on a per target basis. It returns the collection timestamp and snapshot GUID for the most recently collected (newest) and least recently (oldest) collected snapshot for the target. If the target is a system, then the values will be valid across all snapshots of all member targets of the system.

Table 18-3 MGMT\$EM_ECM_TARGET_FRESHNESS

Column	Description
TARGET_GUID	The GUID of the target
NEWEST_SNAPSHOT_GUID	The snapshot GUID of the most recent collection
NEWEST_SNAPSHOT_TIMESTAMP	The date and time of the most recent collection
OLDEST_SNAPSHOT_GUID	The snapshot GUID of the oldest collection
OLDEST_SNAPSHOT_TIMESTAMP	The date and time of the oldest collection



MGMT\$MANAGEABLE_ENTITIES

The MGMT\$MANAGEABLE_ENTITIES view contains a list of all the Manageable Entities in Enterprise Manager.

Table 18-4 MGMT\$MANAGEABLE_ENTITIES

Column	Description
ENTITY_GUID	Unique ID corresponding to the Manageable Entity. <ul style="list-style-type: none"> For systems, services, groups, and so on, this ID contains the TARGET_GUID For target components, this ID contains the COMPONENT_GUID
ENTITY_TYPE	Type of the Manageable Entity. <ul style="list-style-type: none"> For systems, services, groups, and so on, this column contains the target type For target components, this column contains the component type
ENTITY_NAME	Name of the Manageable Entity. <ul style="list-style-type: none"> For systems, services, groups, and so on, this column contains the entity name For target components, this column contains the component name
PARENT_ME_GUID	Parent entity containing the target component. For non-target components, this column is equal to ENTITY_GUID.
PARENT_ME_TYPE	Type of the parent target. (Valid for target components only)
PARENT_ME_NAME	Name of the parent target. (Valid for target components only)
MANAGE_STATUS	Manage status of the entity. Possible values: <ul style="list-style-type: none"> 0: Ignored 1: Not managed yet 2: Managed 3: Managed target component
PROMOTE_STATUS	Promote status of the target <ul style="list-style-type: none"> 0: Cannot promote (existence only entity) 1: Eligible for promotion 2: Promotion in progress 3: Promoted
DYNAMIC_PROPERTY_STATUS	Status of the dynamic properties Possible values: <ul style="list-style-type: none"> 0: Dynamic properties have not been uploaded by the Management Agent 1: Dynamic properties are uploaded by the Management Agent
TYPE_META_VER	Metadata version number
CATEGORY_PROP_N	Up to five category properties can be used to distinguish different metric definitions based on different configurations. For example, OS version, database version, Oracle RAC configuration, and so on.
TIMEZONE_REGION	Name of the time zone region that the target operates in. Note: Component will be in same time zone as the target
DISPLAY_NAME	User-friendly name for the Manageable Entity
OWNER	Enterprise Manager administrator that owns the target
HOST_NAME	Host on which the target resides
EMD_URL	The URL for the EMD where the target is being collected

Table 18-4 (Cont.) MGMT\$MANAGEABLE_ENTITIES

Column	Description
BROKEN_REASON	May indicate a reason for target not getting monitored by the Agent
	<div style="border: 1px solid #0070C0; padding: 10px; background-color: #E6F2FF;"> <p> Note: For Oracle support use only, contact your Oracle representative</p> </div>
BROKEN_STR	May indicate a reason for target not getting monitored by the Agent
	<div style="border: 1px solid #0070C0; padding: 10px; background-color: #E6F2FF;"> <p> Note: For Oracle support use only, contact your Oracle representative</p> </div>
MONITORING_MODE	Indicates how the target is monitored. Possible values: <ul style="list-style-type: none"> G_MON_MODE_DEFAULT(0): Single Management Agent, vanilla monitoring mode G_MON_MODE_OMS_MEDIATED(1): Multi Management Agent, OMS mediated monitoring G_MON_MODE_AGENT_MEDIATED(2): Multi Management Agent, agent mediated monitoring
IS_PROPAGATING	Specifies whether the Manageable Entity is privilege propagating
DISCOVERED_NAME	Name with which the Manageable Entity was discovered
ORG_ID	Organization ID used by the Oracle Configuration Manager (OCM) Harvester. This ID is used to uniquely identify customers. Note: A large customer might have multiple organization IDs to represent different lines of business within the company.
ORACLE_HOME	Oracle home of the target
ORACLE_CONFIG_HOME	This value is used by the OCM collector and CCR to indicate targets that might share a single Oracle home but have their configuration state kept in separate directories
LOAD_TIMESTAMP	The date and time when the Manageable Entity record was first loaded (in the time zone of the Management Repository)

19

Virtualization Views

This chapter provides a description of each virtualization target view and its columns. It contains the following sections:

- [MGMT\\$VT_VM_CONFIG](#)
- [MGMT\\$VT_VM_SW_CFG](#)
- [MGMT\\$VT_VM_VNIC](#)
- [MGMT\\$VT_VM_VNIC_QOS](#)
- [MGMT\\$VT_VM_EM_CFG](#)
- [MGMT\\$VT_VM_VDISKS](#)
- [MGMT\\$VT_VM_VDISK_QOS](#)
- [MGMT\\$VT_EXA_CTRL_VSERVER_TAGS](#)
- [MGMT\\$VT_VSP_CONFIG](#)
- [MGMT\\$VT_VS_HW_CFG](#)
- [MGMT\\$VT_VS_HYPERVISOR](#)
- [MGMT\\$VT_VS_PROCESSORS](#)
- [MGMT\\$VT_VS_SW_CFG](#)
- [MGMT\\$VT_VS_ATTRIBUTES](#)
- [MGMT\\$VT_VS_FS_MOUNTS](#)
- [MGMT\\$VT_VS_NET_DEVICE](#)
- [MGMT\\$VT_VS_FILESERVERS](#)
- [MGMT\\$VT_VS_REPOS](#)
- [MGMT\\$VT_VS_ABILITIES](#)
- [MGMT\\$VT_ZONE_CONFIG](#)

For examples of how to use views, see [Examples](#) .

MGMT\$VT_VM_CONFIG

The MGMT\$VT_VM_CONFIG retrieves the Oracle VM Guest configuration.

Table 19-1 MGMT\$VT_VM_CONFIG

Column	Description
ECM_SNAPSHOT_ID	The ECM Snapshot ID corresponding to the latest ECM snapshot uploaded
TARGET_GUID	GUID of the target instance

Table 19-1 (Cont.) MGMT\$VT_VM_CONFIG

Column	Description
BOOT_TYPE	Boot Type cdrom/disk/network
CPU_COUNT	Number of CPUs for this virtual machine
CPU_PRIORITY	Priority value for scheduling. Range 1-100
DOMAIN_TYPE	Domain type (hvm or pvm) of the virtual machine
HA_FLAG	Current state of the High Availability flag
MEM_REQD_MB	Amount of memory required to run this virtual machine
MOUSE_TYPE	The type of mouse device to be used with this virtual machine
REBOOT_LIMIT	Reboot limit
ALLOC_MEM_MB	Allocated memory in MB for this virtual machine
ALLOC_DISK_MB	Allocated disk space in MB for this virtual machine

MGMT\$VT_VM_SW_CFG

The MGMT\$VT_VM_SW_CFG retrieves the software related configuration for the Oracle VM Guest target

Table 19-2 MGMT\$VT_VM_SW_CFG

Column	Description
ECM_SNAPSHOT_ID	The ECM Snapshot ID corresponding to the latest ECM snapshot uploaded
TARGET_GUID	GUID of the target instance
OS_NAME	Name of the operating system
KERNEL_VER	Kernel version
USE_VS_TOOLS	Are VS tools used for this virtual machine?
VS_TOOLS_OS	Operating system as returned by VS tools
VS_TOOLS_VER	VS tools version
GUEST_UUID	UUID of the virtual machine in OVM Manager
VS_UUID	UUID of the server the virtual machine is running on
VSP_UUID	UUID of the server pool the virtual machine is contained in
OVM_UUID	UUID of the OVM Manager the virtual machine is registered with. Has data only if the virtual machine is not part of a server pool.
OVM_DISPLAY_NAME	The current display name of the virtual machine in OVM. Need not be the same as OEM's target name.

MGMT\$VT_VM_VNIC

The MGMT\$VT_VM_VNIC retrieves Virtual Network Interface Card information for the virtual machine.

Table 19-3 MGMT\$VT_VM_VNIC

Column	Description
ECM_SNAPSHOT_ID	The ECM Snapshot ID corresponding to the latest ECM snapshot uploaded
TARGET_GUID	GUID of the target instance
MAC_ADDRESS	MAC address
ETH_NET	Ethernet network the VNIC is connected to
IP_ADDRESS	IP address. Each VNIC can have multiple IP addresses
IP_ADDRESS_TYPE	Address type - static/dhcp

MGMT\$VT_VM_VNIC_QOS

The MGMT\$VT_VM_VNIC_QOS displays the quality of service associated with the VNIC.

Table 19-4 MGMT\$VT_VM_VNIC_QOS

Column	Description
ECM_SNAPSHOT_ID	The ECM Snapshot ID corresponding to the latest ECM snapshot uploaded
TARGET_GUID	GUID of the target instance
MAC_ADDRESS	MAC address
QOS_NAME	Quality of service name

MGMT\$VT_VM_EM_CFG

The MGMT\$VT_VM_EM_CFG displays the OEM specified configuration for this virtual machine

Table 19-5 MGMT\$VT_VM_EM_CFG

Column	Description
ECM_SNAPSHOT_ID	The ECM Snapshot ID corresponding to the latest ECM snapshot uploaded
TARGET_GUID	GUID of the target instance
VM_TYPE	Type of virtual machine. For example, small/medium/large. These values are defined in OEM

MGMT\$VT_VM_VDISKS

The MGMT\$VT_VM_VDISKS displays virtual disk information for the virtual machine.

Table 19-6 MGMT\$VT_VM_VDISKS

Column	Description
ECM_SNAPSHOT_ID	The ECM Snapshot ID corresponding to the latest ECM snapshot uploaded
TARGET_GUID	GUID of the target instance
UUID	The UUID of the virtual disk in OVM Manager
NAME	Display name of the virtual disk in OVM Manager
SIZE_MB	Size in MB
TYPE	Type of virtual disk
SHAREABLE	Is the virtual disk shareable or not?
REPO	The repository that the virtual disk comes from
DISK_MODE	Mode. For example, read-only or read-write.

MGMT\$VT_VM_VDISK_QOS

The MGMT\$VT_VM_VDISK_QOS displays virtual disk quality of service information.

Table 19-7 MGMT\$VT_VM_VDISK_QOS

Column	Description
ECM_SNAPSHOT_ID	The ECM Snapshot ID corresponding to the latest ECM snapshot uploaded
TARGET_GUID	GUID of the target instance
UUID	The UUID of the virtual disk in OVM Manager
QOS_NAME	Quality of service associated with the virtual disk

MGMT\$VT_EXA_CTRL_VSERVER_TAGS

The MGMT\$VT_EXA_CTRL_VSERVER_TAGS displays Exalogic Control VServer Tags.

Table 19-8 MGMT\$VT_EXA_CTRL_VSERVER_TAGS

Column	Description
ECM_SNAPSHOT_ID	The ECM Snapshot ID corresponding to the latest ECM snapshot uploaded
ID	The Identifier for the Tag
TYPE	Type of VServer
DESCRIPTION	Description for the VServer
SOFTWARE_NAME	Software Name on the VServer
URL	URL of the Software
VERSION	Version

MGMT\$VT_VSP_CONFIG

The MGMT\$VT_VSP_CONFIG view displays the server pool configuration.

Table 19-9 MGMT\$VT_VSP_CONFIG

Column	Description
ECM_SNAPSHOT_ID	The ECM Snapshot ID corresponding to the latest ECM snapshot uploaded
TARGET_GUID	GUID of the target instance
MASTER_VIP	Master Virtual IP Address
IS_DRS_ENABLED	Is Distributed Resource Scheduler enabled for this server pool?
IS_DPM_ENABLED	Is Distributed Power Management enabled for this server pool?
TOTAL_MEMORY_MB	Total memory across all servers in the server pool in MB
TOTAL_DISKSPACE_MB	Total storage across all servers in the server pool in MB
TOTAL_PHYSICAL_CPUS	Total number of physical CPUs across all servers in the server pool
TOTAL_VCPUS	Total number of VCPUs allocated across all virtual machines in the server pool
TOTAL_NICS	Total number of network interface cards across all servers in the server pool
CLSTR_ENABLED	Is the pool cluster enabled?
VM_MIGRATE_SECURE	Is secure virtual machine migration enabled?
POOL_FILESYSTEM	Server Pool filesystem information
VSP_UUID	The UUID of the server pool in OVM Manager
ZONE_UUID	The UUID of the parent zone in OVM Manager
OVM UUID	The UUID of the OVM Manager managing the server pool. Only collected if the server pool is not part of a zone.
OVM_DISPLAY_NAME	The display name of the server pool in OVM Manager. Need not be the same as OEM's target name

MGMT\$VT_VS_HW_CFG

The MGMT\$VT_VS_HW_CFG view displays the Oracle VM Server hardware configuration.

Table 19-10 MGMT\$VT_VS_HW_CFG

Column	Description
ECM_SNAPSHOT_ID	The ECM Snapshot ID corresponding to the latest ECM snapshot uploaded
TARGET_GUID	GUID of the target instance
VENDOR	Vendor
PROCESSOR_SPEED	CPU speed
PROCESSOR_TYPE	CPU type

Table 19-10 (Cont.) MGMT\$VT_VS_HW_CFG

Column	Description
NO_EXECUTE_FLAG	Is the no execute flag set?
NUM_POP_PROC SOCKS	Sockets filled
NUM_PROC SOCKS	Sockets per NUMA node
NUM_THREADS_PER_CORE	Threads per core
BIOS_RELEASE_DATE	BIOS release date
BIOS_VENDOR	BIOS vendor
BIOS_VERSION	BIOS version
MEMORY_MB	Server memory in MB
AVAILABLE_MEM_MB	Available memory on the server in MB
MEM_OVERHEAD_MB	Control domain memory in MB
USABLE_MEM_MB	Memory usable by virtual machines in MB
SWAP_SPACE_MB	Swap space on the server in MB
ADDR_LENGTH_BITS	Address length - for example, 32 bit and 64 bit
LOCAL_DISK_GB	Local disk space in GB
ENABLED_PROCESSORS	Number of enabled processors
ENABLED_CORES	Number of enabled cores
NUM_VCPUS	Number of VCPUs allocated on the server
CD_CPU_COUNT	Number of CPUS for the control domain
NUM_CORES	Number of cores
NUM_CORES_PER_SOCKET	Number of cores per socket

MGMT\$VT_VS_HYPERVISOR

The MGMT\$VT_VS_HYPERVISOR view displays Hypervisor related information.

Table 19-11 MGMT\$VT_VS_HYPERVISOR

Column	Description
ECM_SNAPSHOT_ID	The ECM Snapshot ID corresponding to the latest ECM snapshot uploaded
TARGET_GUID	GUID of the target instance
VERSION	Version
HVM_CAPABLE	Is the hypervisor HVM capable?
CAPABILITY	Capability supported by the hypervisor
TYPE	Type - for example, LDOM, VBOX, XEN

MGMT\$VT_VS_PROCESSORS

The MGMT\$VT_VS_PROCESSORS view displays information about processors on the server.

Table 19-12 MGMT\$VT_VS_PROCESSORS

Column	Description
ECM_SNAPSHOT_ID	The ECM Snapshot ID corresponding to the latest ECM snapshot uploaded
TARGET_GUID	GUID of the target instance
PROC_ID	Processor ID
CPU_FAMILY	CPU family the processor belongs to
CPU_MODEL	CPU Model
FAMILY	Family
FLAGS	CPU flags
L1CACHE_KB	Size of L1 cache in KB
L2CACHE_KB	Size of L2 cache in KB
L3CACHE_KB	Size of L3 cache in KB
MANUFACTURER	Name of the manufacturer
MODEL_NAME	Model name
VENDOR_ID	Vendor ID

MGMT\$VT_VS_SW_CFG

The MGMT\$VT_VS_SW_CFG view displays

Table 19-13 MGMT\$VT_VS_SW_CFG

Column	Description
ECM_SNAPSHOT_ID	The ECM Snapshot ID corresponding to the latest ECM snapshot uploaded
TARGET_GUID	GUID of the target instance
AGENT_PORT	OVS agent port
AGENT_VERSION	OVS agent version
OVM_VERSION	OVM version
CONSOLE_SHELL_FLAG	Is the console shell flag set?
DISABLE_USB_FLAG	Is the disable USB flag set?
HALT_ON_ERROR_FLAG	Is the halt on error flag set?
KERNEL_RELEASE	Kernel release
KERNEL_VERSION	Kernel version
ASSOC_CLUSTER	Associated cluster

Table 19-13 (Cont.) MGMT\$VT_VS_SW_CFG

Column	Description
PROTECTED_FLAG	Is the protected flag set?
PYTHON_BIND_VER	Python binding version
RPM_VER	RPM version
VS_UUID	UUID of the server in OVM Manager
VSP_UUID	UUID of the parent server pool in OVM Manager
OVM UUID	UUID of the OVM Manager where the server is registered. Only contains data if the server is not part of a pool.
OVM_DISPLAY_NAME	The display name of the server in OVM Manager. Need not correspond to OEM target name.
CD_HOST_OS_NAME	Control domain host OS name
CD_HOST_OS_TYPE	Control domain host OS type
CD_HOST_OS_MAJOR_VER	Control domain host OS major version
CD_HOST_OS_MINOR_VER	Control domain host OS minor version

MGMT\$VT_VS_ATTRIBUTES

The MGMT\$VT_VS_ATTRIBUTES view displays miscellaneous server configuration information.

Table 19-14 MGMT\$VT_VS_ATTRIBUTES

Column	Description
ECM_SNAPSHOT_ID	The ECM Snapshot ID corresponding to the latest ECM snapshot uploaded
TARGET_GUID	GUID of the target instance
IS_MASTER	Is the server running as the master in the parent server pool?
UPGRADE_REQUIRED	Is upgrade required on the server?

MGMT\$VT_VS_FS_MOUNTS

The MGMT\$VT_VS_FS_MOUNTS view displays filesystem mounts on the server.

Table 19-15 MGMT\$VT_VS_FS_MOUNTS

Column	Description
ECM_SNAPSHOT_ID	The ECM Snapshot ID corresponding to the latest ECM snapshot uploaded
TARGET_GUID	GUID of the target instance
FILESERVER_UUID	UUID of the file server the file system is being served from
MOUNT_POINT	Filesystem mount point

Table 19-15 (Cont.) MGMT\$VT_VS_FS_MOUNTS

Column	Description
REMOTE_PATH	The remote path of the filesystem
OPTIONS	Mount options
PHYSICAL_SIZE	Physical size of the filesystem

MGMT\$VT_VS_NET_DEVICE

The MGMT\$VT_VS_NET_DEVICE view displays information about network devices on the server.

Table 19-16 MGMT\$VT_VS_NET_DEVICE

Column	Description
ECM_SNAPSHOT_ID	The ECM Snapshot ID corresponding to the latest ECM snapshot uploaded
TARGET_GUID	GUID of the target instance
MAC_ADDRESS	MAC address
IP_ADDRESS	IP address
INTERFACE_NAME	Name of the interface
MTU	Maximum transmission unit
BANDWIDTH_MBPS	Bandwidth in MB/S
NETMASK	Netmask
ADDRESS_TYPE	Address type

MGMT\$VT_VS_FILESERVERS

The MGMT\$VT_VS_FILESERVERS view displays information about file servers associated with the server.

Table 19-17 MGMT\$VT_VS_FILESERVERS

Column	Description
ECM_SNAPSHOT_ID	The ECM Snapshot ID corresponding to the latest ECM snapshot uploaded
TARGET_GUID	GUID of the target instance
FILESERVER_UUID	UUID of the fileserver
FILESERVER	Name of the fileserver
FSNAME	Name of the filesystem (for example, nfs)
FSTYPE	Type (for example, networkfs)

MGMT\$VT_VS_REPOS

The MGMT\$VT_VS_REPOS view displays storage repositories visible to the server.

Table 19-18 MGMT\$VT_VS_REPOS

Column	Description
ECM_SNAPSHOT_ID	The ECM Snapshot ID corresponding to the latest ECM snapshot uploaded
TARGET_GUID	GUID of the target instance
FILESERVER_UUID	UUID of the fileserver
MOUNT_POINT	mountpoints on the virtual server from the fileserver
REPOSITORY_UUID	UUID of the repository
REPOSITORY	Name of the repository

MGMT\$VT_VS_ABILITIES

The MGMT\$VT_VS_ABILITIES view displays

Table 19-19 MGMT\$VT_VS_ABILITIES

Column	Description
ECM_SNAPSHOT_ID	The ECM Snapshot ID corresponding to the latest ECM snapshot uploaded
TARGET_GUID	GUID of the target instance
ABILITY	Name of the ability
ENABLED	Is the above ability enabled or not?

MGMT\$VT_ZONE_CONFIG

The MGMT\$VT_ZONE_CONFIG view displays the Oracle VM Zone configuration.

Table 19-20 MGMT\$VT_ZONE_CONFIG

Column	Description
ECM_SNAPSHOT_ID	The ECM Snapshot ID corresponding to the latest ECM snapshot uploaded
TARGET_GUID	GUID of the target instance
TOTAL_MEMORY_MB	Total memory across servers in the zone in MB
TOTAL_DISKSPACE_MB	Total disk space across servers in the zone in MB
TOTAL_PHYSICAL_CPUS	Total number of physical CPUs across servers in the zone
TOTAL_NICS	Total number of NICS across servers in the zone
ZONE_UUID	UUID of the zone in OVM Manager

Table 19-20 (Cont.) MGMT\$VT_ZONE_CONFIG

Column	Description
OVMM_UUID	UUID of the OVM Manager where this zone is registered
OV_DISPLAY_NAME	OVM display name

20

Examples

This chapter provides examples of how to use the Management Repository views. It includes examples for the following views:

- [Blackout Views](#)
- [Compliance Views](#)
- [Enterprise Configuration Management Views](#)
- [Hardware Views](#)
- [Inventory Views](#)
- [Jobs Views](#)
- [Management Template Views](#)
- [Metric Views](#)
- [Monitoring Views](#)
- [Oracle Home Directory Views](#)
- [Operating System Views](#)

Blackout Views

- [How do I return all targets under a blackout?](#)
- [How can I view a list of future scheduled blackouts?](#)
- [How can I view the number of targets blacked out in the last 30 days?](#)

How do I return all targets under a blackout?

To return all targets under blackout, enter the following query:

```
SELECT target_name, target_type, start_time, end_time
FROM   mgmt$blackout_history
WHERE  sysdate BETWEEN start_time AND NVL(end_time,sysdate+1/60*60*24);
```

How can I view a list of future scheduled blackouts?

The MGMT\$BLACKOUTS file contains definitions of all blackouts known in the system. To view a list of future scheduled blackouts, enter the following query:

```
SELECT blackout_name, reason, created_by, schedule_type, scheduled_time
FROM   mgmt$blackouts
WHERE  status = 'Scheduled';
```

How can I view the number of targets blacked out in the last 30 days?

The MGMT\$BLACKOUT_HISTORY file contains an overview of all finished blackouts for each target. To view the number of targets blacked out in the last 30 days, enter the following query:

```
SELECT target_type, COUNT(*) cnt
FROM   mgmt$blackout_history
WHERE  start_time > SYSDATE-30
GROUP BY target_type
(*) = 1;
```

Compliance Views

- [How do I view a list of all the compliance rules?](#)
- [How do I view the monitoring compliance rules only?](#)
- [How do I view all the repository compliance rules for a specific author?](#)
- [How do I view a list of all the compliance standards?](#)
- [How do I view all compliance standards owned by a specific user?](#)
- [How do I view a list of all the compliance standard groups?](#)
- [How do I view all compliance standard groups in production?](#)
- [How do I query results for compliance standards with no included standards?](#)
- [How do I obtain the results for compliance standards with included standards?](#)
- [How do I obtain the results for compliance standard rules in a compliance standard for a target?](#)
- [How do I obtain the results for compliance standard groups?](#)
- [How do I obtain association information for compliance standards and targets?](#)
- [How do I obtain the violation ID for an active violation of a compliance rule?](#)
- [How do I obtain the violation column information?](#)
- [How do I access the compliance rule violation context definition-related metadata?](#)
- [How do I find all bundles that are in violation?](#)
- [How do I find all observations \(all states\) for all bundles in violation?](#)
- [How do I get a list of all the actions that occurred on all targets during a specific time range?](#)
- [How do I get a list of all actions that occurred on a single target during a specific time range?](#)
- [How do I get a list of all the file changes that occurred on a single target during a specific time range?](#)
- [How do I get a list of all unauthorized actions that occurred during a specific time range?](#)
- [How do I get a list of all occurrences of sudo?](#)

How do I view a list of all the compliance rules?

To view a list of all the compliance rules, enter the following query:

```
SELECT *  
FROM mgmt$compliance_standard_rule;
```

How do I view the monitoring compliance rules only?

To view the monitoring compliance rules only, enter the following query:

```
SELECT *  
FROM mgmt$compliance_standard_rule WHERE RULE_TYPE='Monitoring';
```

How do I view all the repository compliance rules for a specific author?

To view all the repository compliance rules where the author is John Smith., enter the following query:

```
SELECT *  
FROM mgmt$compliance_standard_rule  
WHERE RULE_TYPE='Repository' AND AUTHOR='John Smith';
```

How do I view a list of all the compliance standards?

The following queries provide examples about how to use this view:

To view a list of all the compliance standards, enter the following query:

```
SELECT *  
FROM mgmt$compliance_standard;
```

How do I view all compliance standards owned by a specific user

To view all compliance standards owned by John Smith, enter the following query:

```
SELECT * FROM mgmt$compliance_standard WHERE OWNER='John Smith';
```

How do I view a list of all the compliance standard groups?

To view a list of all the compliance standard groups, enter the following query:

```
SELECT * FROM mgmt$compliance_standard_group;
```

How do I view all compliance standard groups in production?

To view all compliance standard groups in production, enter the following query:

```
SELECT * FROM mgmt$compliance_standard_group WHERE LIFECYCLE_STATUS='Production';
```

How do I query results for compliance standards with no included standards

To query results for compliance standards with no included standards, enter the following query, where ? represents the values for each attribute:

```
SELECT * FROM mgmt$cs_eval_summary WHERE cs_guid = ? AND target_guid = ?;
```

Note:

To obtain CS_GUID, query the [MGMT\\$COMPLIANCE_STANDARD](#) view on compliance standard attributes such as name or target type. For example:

```
SELECT CS_NAME FROM mgmt$compliance_standard;
```

How do I obtain the results for compliance standards with included standards?

The following queries provide examples of how to use this view:

To obtain the results for compliance standards with included standards, enter the following query, where ? represents the value of each attribute:

```
SELECT * FROM mgmt$composite_cs_eval_summary WHERE root_cs_guid = ? AND root_target_guid = ?;
```

This query returns values for all the following possible results for the root compliance standard or root target:

- ROOT_GUID
- RQS_GUID
- CS_GUID
- ROOT_TARGET_GUID

How do I obtain the results for compliance standard rules in a compliance standard for a target?

To obtain the results for compliance standard rules in a compliance standard for a target, enter the following query where ? represents the values for ROOT_CS_GUID and ROOT_TARGET_GUID:

```
SELECT * FROM mgmt$cs_rule_eval_summary WHERE root_cs_guid = ? AND root_target_guid = ?;
```

How do I obtain the results for compliance standard groups?

To obtain the results for compliance standard groups, enter the following query where ? is the value for CS_GUID:

```
SELECT * FROM mgmt$cs_group_eval_summary WHERE cs_guid = ?;
```

 **Note:**

To obtain CS_GUID, query the [MGMT\\$COMPLIANCE_STANDARD](#) view on compliance standard attributes such as name or target type. For example:

```
SELECT CS_NAME FROM mgmt$compliance_standard;
```

How do I obtain association information for compliance standards and targets?

To obtain association information for compliance standards and targets, enter the following query where ? represents the value for each of the attributes:

```
SELECT * FROM mgmt$cs_target_assoc WHERE cs_guid = ? AND target_guid = ?;
```

 **Note:**

To obtain CS_GUID, query the [MGMT\\$COMPLIANCE_STANDARD](#) view on compliance standard attributes such as name or target type. For example:

```
SELECT CS_NAME FROM mgmt$compliance_standard;
```

How do I obtain the violation ID for an active violation of a compliance rule?

To obtain the violation GUID, enter the following query, where ? represents the value for RULE_GUID:

```
SELECT * FROM mgmt$csr_current_violation WHERE rule_guid=?;
```

 **Note:**

To obtain the RULE_GUID, query the [MGMT\\$CS_EVAL_SUMMARY](#) view.

For more information, see "[How do I obtain the results for compliance standard rules in a compliance standard for a target?](#)".

How do I obtain the violation column information?

To obtain the additional columns defined in a compliance rule to be collected for a violation, enter the following query where ? represents the value for VIOLATION_GUID:

```
SELECT * FROM mgmt$csr_violation_context WHERE violation_guid=?;
```

 **Note:**

To obtain the VIOLATION_GUID, query the **MGMT\$CSR_CURRENT_VIOLATION** view. For example:

```
SELECT * FROM mgmt$csr_current_violation WHERE rule_guid=?;
```

For more information, see ["How do I obtain the violation ID for an active violation of a compliance rule?"](#).

How do I access the compliance rule violation context definition-related metadata?

To access the compliance rule violation context definition-related metadata, enter the following query, where ? represents the value for RULE_GUID:

```
SELECT * FROM mgmt$em_rule_viol_ctxt_def WHERE rule_guid=?;
```

 **Note:**

To obtain the RULE_GUID, query the **MGMT\$CS_EVAL_SUMMARY** view.

For more information, see ["How do I obtain the results for compliance standard rules in a compliance standard for a target?"](#).

How do I find all bundles that are in violation?

To find all bundles that are in violation (that is, at least one unauthorized observation in the bundle), enter the following query:

```
SELECT * FROM mgmt$ccc_all_obs_bundles WHERE bundle_in_violation = 'true';
```

How do I find all observations (all states) for all bundles in violation?

To find all observations (all states) for all bundles in violation, enter the following query:

```
SELECT *
FROM mgmt$ccc_all_observations o, mgmt$ccc_all_obs_bundles b
WHERE o.bundle_id=b.bundle_id AND b.bundle_in_violation='true';
```

How do I get a list of all the actions that occurred on all targets during a specific time range?

To get a list of all the actions that occurred on all targets during a specific time range, enter the following query where *hh:mm* is the time in hours and minutes:

```
SELECT *
FROM mgmt$ccc_all_observations
WHERE action_time BETWEEN hh:mm AND hh:mm;
```


How do I get a list of all actions that occurred on a single target during a specific time range?

To get a list of all actions that occurred on a single target during a specific time range, enter the following query where *hh:mm* is the time in hours and minutes and *target_name* is the name of the target:

```
SELECT * FROM mgmt$ccc_all_observations WHERE action_time BETWEEN hh:mm AND hh:mm and
target = target_name;
```

How do I get a list of all the file changes that occurred on a single target during a specific time range?

To get a list of all the file changes that occurred on a single target during a specific time range, enter the following query where *hh:mm* is the time in hours and minutes and *target_name* is the name of the target:

```
SELECT * FROM mgmt$ccc_all_observations WHERE action_time BETWEEN hh:mm and hh:mm and
target = target_name and entity_type = 'OS File';
```



Note:

You can replace 'OS File' with any entity type from the Cloud Control console, such as 'OS Process' or 'OS User'.

How do I get a list of all unauthorized actions that occurred during a specific time range?

To get a list of all unauthorized actions that occurred during a specific time range, enter the following query where *hh:mm* is the time in hours and minutes and *target_name* is the name of the target:

```
SELECT * FROM mgmt$ccc_all_observations WHERE action_time BETWEEN hh:mm and hh:mm and
target = target_name and audit_status='Unauthorized';
```

How do I get a list of all occurrences of sudo?

To get a list of all occurrences of sudo, enter the following query where *hh:mm* is the time in hours and minutes and *target_name* is the name of the target:

```
SELECT * FROM mgmt$ccc_all_observations WHERE action_time BETWEEN hh:mm and hh:mm and
target = target_name and action = 'osuser_sudo_suc';
```

All possible actions can be seen in the EM_CCC_META_OBSTYPE table.

Enterprise Configuration Management Views

- How do I view a list of all the Enterprise Configuration Management snapshots visible to the current Enterprise Manager user, including both current and saved snapshots?
- How do I get a list of all current configuration snapshots and limit the access to the snapshots based on the logged in user?
- How do I view the targets involved in a comparison?
- How do I view the latest comparison job results for a first target, second target combination?
- How do I view all the comparison jobs that ran for a first target, second target combination?
- How do I view the number of comparison differences for each configuration item in a comparison?
- How do I view the comparison CCS data source information, such as CCS file name and difference status?
- How do I view comparison CCS data source detail information?
- How do I retrieve the comparison CCS data?
- How do I get a list of all the CCS data sources or collected CCS files visible to the current Enterprise Manager user?
- How do I get a list of the current CCS data sources or collected CCS files visible to current Enterprise Manager user?
- How do I view the CCS-parsed data visible to the current Enterprise Manager user?
- How do I view the current CCS-parsed data?

How do I view a list of all the Enterprise Configuration Management snapshots visible to the current Enterprise Manager user, including both current and saved snapshots?

To view a list of all snapshots visible to the current Enterprise Manager user, including both current and saved snapshots, enter the following query:

```
SELECT * from mgmt$ecm_visible_snapshots  
WHERE target_type = 'oracle_database';
```

How do I get a list of all current configuration snapshots and limit the access to the snapshots based on the logged in user?

To view a list of all Enterprise Configuration Management current configuration snapshots and limit access to the snapshots based on the logged in user, enter the following query:

```
SELECT * from mgmt$ecm_current_snapshots  
WHERE target_type='oracle_database'
```

How do I view the targets involved in a comparison?

To get targets involved in comparison, enter the following query:

```
SELECT target_name, target_type FROM mgmt$secm_cmp_visible_configs;
```

How do I view the latest comparison job results for a first target, second target combination?

To get the latest comparison job results for a first target, second target combination, enter the following query:

```
SELECT job_name, job_owner
FROM mgmt$secm_cmp_job_last_results
WHERE first_target = '?'
      AND second_target = '?'
```

How do I view all the comparison jobs that ran for a first target, second target combination?

To get all the comparison jobs that ran for a first target, second target combination, enter the following query:

```
SELECT job_name, job_owner
FROM mgmt$secm_cmp_jobs
WHERE first_target = '?'
      AND second_target = '?' ;
```

How do I view the number of comparison differences for each configuration item in a comparison?

To get the number of comparison differences for each configuration item in a comparison.

```
SELECT config_item , total_ci_diffs , first_target, second_target
FROM mgmt$secm_cmp_rpt_ci_diffs
WHERE first_target = '?'
      AND second_target = '?' ;
```

How do I view the comparison CCS data source information, such as CCS file name and difference status?

To view the comparison CCS data source information, such as CCS file name, enter the following query:

```
SELECT ccs_ds, ccs_ds_attr_diff_type
FROM mgmt$secm_cmp_rpt_ccs_ds
WHERE first_target = '?'
      AND second_target = '?' ;
```

How do I view comparison CCS data source detail information?

To view comparison CCS data source detail information, retrieve the file level differences for a given comparison by entering the following query:

```
SELECT ccs_ds_attr_diff_type, attr_diff_type, ccs_ds, display_attr_col_name,  
first_target, second_target  
FROM mgmt$secm_cmp_rpt_ccs_ds_dtls ;
```

How do I retrieve the comparison CCS data?

To retrieve the CCS-parsed data available for a given comparison (the same data as differences), enter the following query:

```
SELECT first_target, second_target, ccs_ds, path, attr_col_name,  
parsed_diff_type, first_attr_value, second_attr_value  
FROM mgmt$secm_cmp_rpt_ccs_pd_all ;
```

How do I get a list of all the CCS data sources or collected CCS files visible to the current Enterprise Manager user?

To view a list of all CCS data sources or collected CCS files visible to the current Enterprise Manager user, enter the following query:

```
SELECT ccs_ui_name, display_target_name, data_source_name, full_path  
FROM mgmt$ccs_data_source_visible  
WHERE target_type='weblogic_j2eeserver';
```

How do I get a list of the current CCS data sources or collected CCS files visible to current Enterprise Manager user?

To get a list of the current (that is, the most recently collected) CCS data sources or collected CCS files visible to current Enterprise Manager user, enter the following query:

```
SELECT ccs_ui_name, cm_target_name, data_source_name, full_path  
FROM mgmt$ccs_data_source;
```

How do I view the CCS-parsed data visible to the current Enterprise Manager user?

To view the CCS-parsed data visible to the current Enterprise Manager user, enter the following query:

```
SELECT distinct ccs_ui_name, data_source_name, attr, value  
FROM mgmt$ccs_data_visible  
WHERE target_type='weblogic_j2eeserver';
```

How do I view the current CCS-parsed data?

To get the CCS-parsed current data, enter the following query:

```
SELECT distinct ccs_ui_name, data_source_name, attr, value
FROM mgmt$ccs_data
WHERE cm_target_type='weblogic_j2eeserver';
```

Hardware Views

- [How do I create a derived associations rule which establishes associations between a host and an Oracle VM Guest target on which it is deployed?](#)

How do I create a derived associations rule which establishes associations between a host and an Oracle VM Guest target on which it is deployed?

The following example is an example of a rule between an Oracle VM Guest target type and a host. The rule relies on a published EDK [MGMT\\$HW_NIC](#) view for the host and an ECM-generated [CM\\$VT_VM_VNIC](#) view. While the rule resides in the plug-in that defines the Oracle VM Guest target type, then it can reference the [CM\\$](#) view for the snapshot type belonging to that target type and any EDK-accessible view (such as [MGMT\\$](#) views) from the host target type, which might reside in a different plug-in.

```
<Rule name="host_deployed_on_oracle_vm_guest">
  <query>
    SELECT 'deployed_on' AS assoc_type,
           host.target_guid AS source_me_guid,
           guest.cm_target_guid AS dest_me_guid
    FROM   mgmt$hw_nic host,
           cm$vt_vm_vnic guest
    WHERE  guest.mac_address = host.mac_address_std
  </query>
  <trigger>
    <targetType>host</targetType>
    <snapshotType>ll_host_config</snapshotType>
    <table>MGMT$HW_NIC</table>
    <idColumn>source</idColumn>
  </trigger>
  <trigger>
    <targetType>oracle_vm_guest</targetType>
    <snapshotType>ovm_guest_config</snapshotType>
    <table>CM$VT_VM_VNIC</table>
    <idColumn>destination</idColumn>
  </trigger>
</Rule>;
```

Inventory Views

- [How do I get the number of targets for a metric?](#)
- [How do I get the number of Management Agents for a version?](#)
- [How do I get a list of all the Agent-side targets?](#)
- [How do I get a list of the secure and unsecure Management Agents for each operating system?](#)
- [How do I get a list of the Management Agents with the most discovered targets of a given target type?](#)
- [How do I get a list of all the Management Agent-side targets that are discovered today?](#)

- How do I get the number of broken targets for each host?
- How do I get the number of discovered systems for each operating system?
- How do I get the maximum number of targets of the same type that are discovered on a single system?
- How do I get the listener port for each database?
- How do I get the number of databases for each category version?
- How do I get the number of databases for each category version and CPU count?
- How do I get the number of databases for each category version and OS platform?
- How do I find the number of hosts grouped by operating system?
- How do I view a list of targets used in the Oracle Enterprise Manager Cloud Control website definition?
- How do I find the number of targets grouped for each type for the Cloud Control Infrastructure group?
- How do I find the number of Management Agents grouped for each version?
- How do I view a list of all metrics for the Management Agent on the oms.test.com system?
- How do I view a list of all clustered targets in the repository?

How do I get the number of targets for a metric?

To return the number of targets for a metric, enter the following query:

```
SELECT  metric_name, COUNT(DISTINCT target_name)
FROM    mgmt$target_type
WHERE   target_type = 'oracle_database'
GROUP BY metric_name;
```

How do I get the number of Management Agents for a version?

To return the number of Management Agents for a version, enter the following query:

```
SELECT  property_value, COUNT(*)
FROM    mgmt$target_properties
WHERE   target_type = 'oracle_emd'
        AND property_name = 'Version'
GROUP BY property_value;
```

How do I get a list of all the Agent-side targets?

To return a list of all Agent-side targets:

```
SELECT target_type, type_display_name, COUNT(*) cnt
FROM   mgmt$target
WHERE  emd_url IS NOT NULL
GROUP BY target_type, type_display_name
ORDER BY target_type
;
```

How do I get a list of the secure and unsecure Management Agents for each operating system?

To return a list of the secure and unsecure Management Agents for each operating system, enter the following query:

```
SELECT DECODE(type_qualifier1, ' ', '-unknown-', NULL, '-error-', type_qualifier1) os,
       SUM(DECODE(SUBSTR(emd_url,1,5), 'https',1,0)) secure,
       SUM(DECODE(SUBSTR(emd_url,1,5), 'https',0,1)) unsecure
FROM   mgmt$target
WHERE  target_type = 'oracle_emd'
GROUP BY type_qualifier1
ORDER BY os
;
```

How do I get a list of the Management Agents with the most discovered targets of a given target type?

To get a list of the top 5 Management Agents with the most discovered targets of a given target type, enter the following query:

```
SELECT host_name, target_type, type_display_name, cnt
FROM   (
        SELECT host_name, target_type, type_display_name, COUNT(*) cnt
        FROM   mgmt$target
        WHERE  emd_url IS NOT NULL
        GROUP BY host_name, target_type, type_display_name
        ORDER BY cnt DESC
       )
WHERE  rownum <= 5
;
```

How do I get a list of all the Management Agent-side targets that are discovered today?

To retrieve a list of all the Agent-side targets discovered today, enter the following query:

```
SELECT target_guid, target_name, target_type, host_name
FROM   mgmt$target
WHERE  emd_url IS NOT NULL
       AND creation_date > TRUNC(SYSDATE)
ORDER BY host_name, target_type, target_name
;
```

How do I get the number of broken targets for each host?

To retrieve the number of broken targets for each host, enter the following query:

```
SELECT host_name, COUNT(*) cnt, broken_reason, MAX(broken_str) broken_str
FROM   mgmt$target
WHERE  broken_reason > 0
GROUP BY host_name, broken_reason
ORDER BY host_name, broken_reason
;
```

How do I get the number of discovered systems for each operating system?

To get the number of discovered systems for each operating system, enter the following query:

```
SELECT DECODE(type_qualifier1, ' ', '-unknown-', NULL, '-error-', type_qualifier1)
os, COUNT(*) cnt
FROM   mgmt$target
WHERE  target_type = 'host'
GROUP BY type_qualifier1
ORDER BY type_qualifier1
;
```

How do I get the maximum number of targets of the same type that are discovered on a single system?

To get the maximum number of targets of the same type that are discovered on a single system, enter the following query:

```
SELECT DISTINCT target_type, type_display_name, cnt
FROM   (
        (
          SELECT host_name, target_type, type_display_name, cnt, RANK() OVER
(PARTITION BY target_type ORDER BY cnt DESC) rnk
          FROM   (
                  SELECT host_name, target_type, type_display_name, COUNT(*) cnt
                  FROM   mgmt$target
                  WHERE  emd_url IS NOT NULL
                  GROUP BY host_name, target_type, type_display_name
                )
        )
      )
WHERE  rnk = 1
      AND cnt > 1
ORDER BY target_type
;
```

How do I get the listener port for each database?

To return the listener port for each database, enter the following query:

```
SELECT target_name, property_value
FROM   mgmt$target_properties
WHERE  target_type = 'oracle_database'
      AND property_name = 'Port';
```

How do I get the number of databases for each category version?

To return the number of databases for each category version, enter the following query:

```
SELECT property_value, COUNT(*)
FROM   mgmt$target_properties
WHERE  target_type = 'oracle_database'
      AND property_name = 'VersionCategory'
GROUP BY property_value;
```


How do I get the number of databases for each category version and CPU count?

To return the number of databases for each category version and CPU count, enter the following query:

```
SELECT  p1.property_value "Version", p2.property_value "CPU Count", COUNT(*) "Total"
FROM    mgmt$target_properties p1, mgmt$target_properties p2
WHERE   p1.target_type = 'oracle_database'
        AND p1.target_guid = p2.target_guid
        AND p1.property_name = 'VersionCategory'
        AND p2.property_name = 'CPUCount'
GROUP BY p1.property_value, p2.property_value
ORDER BY p1.property_value, p2.property_value;
```

How do I get the number of databases for each category version and OS platform?

To return the number of databases for each category version and OS platform, enter the following query:

```
SELECT  p3.property_value "Platform", p1.property_value "Version", COUNT(*) "Total"
FROM    mgmt$target_properties p1, mgmt$target_properties p2, mgmt$target_properties
p3
WHERE   p1.target_type = 'oracle_database'
        AND p1.target_guid = p2.target_guid
        AND p3.target_name = p2.property_value
        AND p3.target_type = 'host'
        AND p1.property_name = 'VersionCategory'
        AND p2.property_name = 'MachineName'
        AND p3.property_name = 'OS'
GROUP BY p3.property_value, p1.property_value
ORDER BY p3.property_value, p1.property_value;
```

How do I find the number of hosts grouped by operating system?

The MGMT\$TARGETS file contains all targets defined in Oracle Enterprise Manager Cloud Control. To find the number of hosts grouped by operating system, enter the following query:

```
SELECT type_qualifier1, COUNT(*) cnt
FROM    mgmt$target
WHERE   target_type = 'host'
GROUP BY type_qualifier1;
```

How do I view a list of targets used in the Oracle Enterprise Manager Cloud Control website definition?

The MGMT\$TARGET_COMPOSITE file lists all members of every group target defined in Oracle Enterprise Manager Cloud Control. To view a list of targets used in the Oracle Enterprise Manager Cloud Control website definition, enter the following query:

```
SELECT member_target_name, member_target_type
FROM    mgmt$target_composite
```

```
WHERE composite_name = 'Grid Control'  
AND composite_type = 'website';
```

How do I find the number of targets grouped for each type for the Cloud Control Infrastructure group?

The MGMT\$TARGET_MEMBERS file lists all members of all container targets defined in Oracle Enterprise Manager Control. To find the number of targets grouped for each type for the Cloud Control Infrastructure group enter the following query:

```
SELECT member_target_type, COUNT(*) cnt  
FROM mgmt$target_members  
WHERE aggregate_target_name = 'GC Infrastructure'  
AND aggregate_target_type = 'composite'  
GROUP BY member_target_type;
```

How do I find the number of Management Agents grouped for each version?

The MGMT\$TARGET_PROPERTIES file contains the monitoring properties for every target. To find the number of Management Agents grouped for each version, enter the following query:

```
SELECT property_value, COUNT(*) cnt  
FROM mgmt$target_properties  
WHERE property_name = 'Version'  
AND target_type = 'oracle_emd'  
GROUP BY property_value;
```

How do I view a list of all metrics for the Management Agent on the oms.test.com system?

The MGMT\$TARGET_TYPE file contains all metrics collected for each target. To view a list of all metrics for the Management Agent on the system 'oms.test.com', enter the following query:

```
SELECT metric_label, column_label  
FROM mgmt$target_type  
WHERE target_type = 'oracle_emd'  
AND target_name = 'oms.test.com:3872'  
AND TRIM(metric_column) IS NOT NULL;
```

How do I view a list of all clustered targets in the repository?

The MGMT\$TARGET_TYPE_PROPERTIES file contains all internal monitoring properties for all targets. To view a list of all clustered targets in the Management Repository, enter the following query:

```
SELECT target_name, target_type  
FROM mgmt$target_type_properties  
WHERE property_name = 'is_cluster'  
AND property_value = 1;
```

Jobs Views

- [How can I view a list of all running repeating jobs?](#)
- [How do I view the number of notifications sent for failed jobs for each job owner?](#)
- [How do I view a list of all jobs that have the Management Repository itself as a target?](#)

How can I view a list of all running repeating jobs?

The MGMT\$JOBS file contains definitions of all of the jobs defined in the system. To view a list of all running repeating jobs, enter the following query:

```
SELECT job_name, job_owner, job_type, start_time, schedule_type
FROM   mgmt$jobs
WHERE  NVL(end_time, SYSDATE+1) > SYSDATE
       AND is_library      = 0
       AND schedule_type  != 'One Time';
```

How do I view the number of notifications sent for failed jobs for each job owner?

The MGMT\$JOB_ANNOTATIONS file contains an overview of all of the notifications sent out for job state changes. To view the number of notifications sent for failed jobs for each job owner, enter the following query:

```
SELECT job_owner, COUNT(*) cnt
FROM   mgmt$job_annotations
WHERE  job_status = 'FAILED'
       AND occurrence_timestamp > SYSDATE-30
GROUP BY job_owner;
```

How do I view a list of all jobs that have the Management Repository itself as a target?

The MGMT\$JOB_TARGETS file contains a list of all targets used in the defined jobs. To view a list of all jobs that have the Management Repository itself as a target, enter the following query:

```
SELECT job_name, job_owner, job_type
FROM   mgmt$job_targets
WHERE  target_type = 'oracle_emrep';
```

Management Template Views

[How do I view a list of all public templates?](#)

How do I view a list of all public templates?

The MGMT\$TEMPLATES file contains all templates defined in Oracle Enterprise Manager Cloud Control. To view a list of all public templates, enter the following query:

```
SELECT target_type, template_name, owner, created_date
FROM   mgmt$templates
WHERE  is_public = 1;
```

Metric Views

- [How do I return the current thresholds for the alertlog metric?](#)
- [How do I view a list of all metric errors for metrics on Management Agents?](#)
- [How do I find the number of UDM metric errors on host targets in the last 30 days?](#)

How do I return the current thresholds for the alertlog metric?

To return the current thresholds for the alertlog metric, enter the following query:

```
SELECT target_name, metric_column, warning_operator, warning_threshold,
critical_operator, critical_threshold
FROM   mgmt$metric_collection
WHERE  target_type = 'oracle_database'
      AND metric_name = 'alertLog'
ORDER BY target_name, metric_column;
```

How do I view a list of all metric errors for metrics on Management Agents?

The MGMT\$METRIC_ERROR_CURRENT file lists all outstanding metric errors. To view a list of all metric errors for metrics on Management Agents, enter the following query:

```
SELECT target_name, metric_name, collection_timestamp, error_message
FROM   mgmt$metric_error_current
WHERE  target_type = 'oracle_emd';
```

How do I find the number of UDM metric errors on host targets in the last 30 days?

The MGMT\$METRIC_ERROR_HISTORY file contains an overview of all resolved metric errors. To find the number of UDM metric errors on host targets in the last 30 days, enter the following query:

```
SELECT target_name, COUNT(*) cnt
FROM   mgmt$metric_error_history
WHERE  target_type = 'host'
      AND metric_name = 'UDM'
      AND error_message IS NOT NULL
      AND collection_timestamp > SYSDATE-30
GROUP BY target_name;
```

Monitoring Views

- [How do I get database metrics with outstanding severities?](#)
- [How do I get a list of all disabled metrics on Management Agents?](#)

- How do I get the number of down targets?
- How do I get the availability information for the Enterprise Manager website?
- How do I get the number of alertlog severities for the database in the last 24 hours?
- How do I get the current CPU utilization of a host?
- How do I get a list of all the collected user-defined metrics (UDMs)?
- How do I get the first byte response for the Enterprise Manager website at a specific time?
- How do I obtain the average number of connections for a listener for a specific period?
- How do I find the reasons for host outages lasting longer than one day?
- How do I generate a list of all targets currently blacked out?
- How do I view a list of availability state changes made to targets in the repository in the last 30 days?
- How do I find all hosts with more than 90 percent CPU utilization?
- How do I find the minimum and maximum number of sessions for all OMS applications in the last 30 days?
- How do I find the loader throughput of the OMS on the last day?
- How do I find the minimum and maximum number from the last full day for the performance of Oracle Enterprise Manager Cloud Control?
- How do I view a list of all targets with the Response metric disabled?
- How do I view a list of all database or RAC targets that have the tablespace thresholds set to less than 85 for warning and 95 for critical?

How do I get database metrics with outstanding severities?

To return database metrics with outstanding severities, enter the following query:

```
SELECT  target_name, metric_name, COUNT(*),
        TO_CHAR(MAX(collection_timestamp), 'DD-MON-YYYY HH24:MI:SS')
FROM    mgmt$alert_current
WHERE   target_type = 'oracle_database'
GROUP BY target_name, metric_name;
```

How do I get a list of all disabled metrics on Management Agents?

To return a list of all disabled metrics on Management Agents, enter the following query:

```
SELECT collection_name, COUNT(*) nr_agents
FROM   mgmt$target_collections
WHERE  is_enabled = 0
GROUP BY collection_name
ORDER BY collection_name;
```

How do I get the number of down targets?

To return the number of down targets, enter the following query:

```
SELECT COUNT(*)
FROM   mgmt$availability_current
WHERE  availability_status='Target Down';
```

How do I get the availability information for the Enterprise Manager website?

To return the availability information for the Enterprise Manager website, enter the following query:

```
SELECT status, ROUND(duration,2) duration,
       ROUND((RATIO_TO_REPORT(duration) OVER ())*100,2) AS total
FROM   (SELECT NVL(availability_status,'-unknown-') status,
            SUM(NVL(end_timestamp,SYSDATE)-start_timestamp) duration
        FROM   mgmt$availability_history
        WHERE  target_name = 'Enterprise Manager'
            AND target_type = 'website')
GROUP BY availability_status;
```

How do I get the number of alertlog severities for the database in the last 24 hours?

To view the number of alertlog severities for the database in the last 24 hours, enter the following query:

```
SELECT target_name, COUNT (*)
FROM   mgmt$alert_history
WHERE  target_type = 'oracle_database'
       AND metric_name = 'alertlog'
       AND collection_timestamp > SYSDATE-1
GROUP BY target_name;
```

How do I get the current CPU utilization of a host?

To return the current CPU utilization of a host, enter the following query:

```
SELECT column_label, value
FROM   mgmt$metric_current
WHERE  metric_name = 'Load'
       AND metric_column = 'cpuUtil'
       AND target_name = 'my.example.com';
```

How do I get a list of all the collected user-defined metrics (UDMs)?

To return a list of all the collected user-defined metrics (UDMs), enter the following query:

```
SELECT key_value udm_name, target_name, target_type, collection_timestamp, value
FROM   sysman.mgmt$metric_current
WHERE  metric_label = 'User Defined Metrics'
ORDER BY udm_name, target_type, target_name, collection_timestamp DESC;
```

How do I get the first byte response for the Enterprise Manager website at a specific time?

To return the first byte response for the Enterprise Manager Web site at 11.00 am yesterday, enter the following query:

```
SELECT target_name, AVG(average)
FROM   mgmt$metric_hourly
WHERE  target_name = 'EM Website'
       AND metric_name = 'http_response'
       AND metric_column = 'avg_first_byte_time'
       AND rollup_timestamp = TO_DATE(TO_CHAR(TRUNC(sysdate-1), 'DD-MON-YYYY') || '
11:00:00', 'DD-MON-YYYY HH24:MI:SS')
GROUP BY target_name;
```

How do I obtain the average number of connections for a listener for a specific period?

To return the average number of connections for a listener for the last seven days, enter the following query:

```
SELECT target_name, average
FROM   mgmt$metric_daily
WHERE  target_type = 'oracle_listener'
       AND metric_name = 'Load'
       AND metric_column = 'estConns'
       AND rollup_timestamp = TRUNC(sysdate-7);
```

How do I find the reasons for host outages lasting longer than one day?

The MGMT\$AVAIL_ALERT_HISTORY file contains a list of all available outages. To view the reasons for host outages lasting longer than one day, enter the following query:

```
SELECT target_name, target_type, collection_timestamp, message
FROM   mgmt$avail_alert_history
WHERE  violation_level IN (20,25,125,325)
       AND alert_duration > 1
       AND target_type = 'host' ;
```

How do I generate a list of all targets currently blacked out?

The MGMT\$AVAILABILITY_CURRENT file contains an overview of the current state of all targets. To generate a list of all targets currently blacked out, enter the following query:

```
SELECT target_name, target_type, start_timestamp
FROM   mgmt$availability_current
WHERE  availability_status = 'Blackout';
```

How do I view a list of availability state changes made to targets in the repository in the last 30 days?

The MGMT\$AVAILABILITY_HISTORY file contains the history of all availability state changes for all targets in the repository. To view a list of availability state changes made to targets in the repository in the last 30 days, enter the following query:

```
SELECT target_name, target_type, collection_timestamp, start_timestamp,
end_timestamp, availability_status
FROM mgmt$availability_history
WHERE target_type = 'oracle_emrep'
AND end_timestamp > SYSDATE-30
ORDER BY start_timestamp;
```

How do I find all hosts with more than 90 percent CPU utilization?

The MGMT\$METRIC_CURRENT file contains the last known data points for all metrics on all targets. To find all hosts with more than 90 percent CPU utilization, enter the following query:

```
SELECT target_name, collection_timestamp, value
FROM mgmt$metric_current
WHERE target_type = 'host'
AND metric_name = 'Load'
AND metric_column = 'cpuUtil'
AND value > 90;
```

How do I find the minimum and maximum number of sessions for all OMS applications in the last 30 days?

The MGMT\$METRIC_DAILY file contains the daily rollup data of all metrics for all targets. To find the minimum and maximum number of sessions for all Oracle Management Server (OMS) applications in the last 30 days, enter the following query:

```
SELECT target_name, MIN(MINIMUM) min_val, MAX(maximum) max_val
FROM mgmt$metric_daily
WHERE target_type = 'oc4j'
AND target_name LIKE '%OC4J_EM'
AND metric_name = 'oc4j_instance_rollup'
AND metric_column = 'session.active'
AND rollup_timestamp > SYSDATE-30
GROUP BY target_name;
```

How do I find the loader throughput of the OMS on the last day?

The MGMT\$METRIC_DETAILS file contains metric data points uploaded by the Agent. To find the loader throughput of the OMS on the last day, enter the following query:

```
SELECT key_value,
ROUND(MIN(value),2) min_val, ROUND(MAX(value),2) max_val
FROM mgmt$metric_details
WHERE target_type = 'oracle_emrep'
AND metric_name = 'Management Loader_Status'
AND metric_column = 'load_processing'
```



```
AND collection_timestamp BETWEEN SYSDATE-2 AND SYSDATE-1  
GROUP BY key_value;
```

How do I find the minimum and maximum number from the last full day for the performance of Oracle Enterprise Manager Cloud Control?

The MGMT\$METRIC_HOURLY file contains the hourly rollup data of all metrics for all targets. To find the minimum and maximum number from the last full day for the performance of Oracle Enterprise Manager Cloud Control, enter the following query:

```
SELECT MIN(MINIMUM) min_val, MAX(maximum) max_val  
FROM mgmt$metric_hourly  
WHERE rollup_timestamp BETWEEN TRUNC(SYSDATE-1) AND TRUNC(SYSDATE)  
AND target_name = 'Grid Control'  
AND target_type = 'website'  
AND metric_name = 'Performance'  
AND metric_column = 'PerformanceValue'  
AND key_value = 'Perceived Time per Page (ms)';
```

How do I view a list of all targets with the Response metric disabled?

The MGMT\$TARGET_METRIC_COLLECTIONS file contains all metric collection settings for all targets in the Management Repository. To view a list of all targets with the Response metric disabled, enter the following query:

```
SELECT target_name, target_type, collection_frequency  
FROM mgmt$target_collections  
WHERE is_enabled = 0  
AND metric_name = 'Response';
```

How do I view a list of all database or RAC targets that have the tablespace thresholds set to less than 85 for warning and 95 for critical?

The MGMT\$TARGET_METRIC_SETTINGS file contains all metric threshold settings for all targets in the repository. To view a list of all database or Real Application Clusters (RAC) targets that have the tablespace thresholds set to less than 85 for warning and 95 for critical, enter the following query:

```
SELECT target_name, target_type, warning_threshold, critical_threshold  
FROM mgmt$target_metric_settings  
WHERE target_type IN ('oracle_database','rac_database')  
AND metric_name = 'problemTbsp'  
AND metric_column = 'pctUsed'  
AND NVL(TRIM(warning_threshold),0) < 85  
AND NVL(TRIM(critical_threshold),0) < 95;
```

Oracle Home Directory Views

[How do I find information about every Management Agent installation?](#)

[How do I get a list of the installed Management Agent bundle patches?](#)

[How do I get a list of Management Agents that don't have a specific patch installed?](#)

How do I find information about every Management Agent installation?

To view information about every Management Agent installation enter the following query:

```
SELECT host_name, home_location, oh_owner, oh_group
FROM   mgmt$oh_home_info
WHERE  oui_home_name LIKE 'agent%'
;
```

How do I get a list of the installed Management Agent bundle patches?

To view a list of the installed Management Agent bundle patches, enter the following query:

```
SELECT host_name, home_location ohome, install_time, patch_id, description
FROM   mgmt$oh_patch
WHERE  description LIKE 'EM-AGENT BUNDLE%'
ORDER BY host_name
;
```

How do I get a list of Management Agents that don't have a specific patch installed?

For example, to get a list of Management Agents that don't have Enterprise Manager 12c bundle patch 9 installed, enter the following query:

```
SELECT inst_target_name agent_name, home_location ohome
FROM   mgmt$oh_installed_targets t
WHERE  inst_target_type = 'oracle_emd'           -- Management Agent
      AND home_type      = 'O'                 -- Oracle software
      AND NOT EXISTS
        (SELECT 1
         FROM    mgmt$oh_patch p
         WHERE   p.patch_id      = '20950034'   -- Bundle 9 patch number
              AND p.home_location = t.home_location
              AND p.target_guid   = t.oh_target_guid)
ORDER BY inst_target_name
;
```

Operating System Views

[How do I retrieve information from MGMT\\$OS_SUMMARY for a specific host from the Management Repository?](#)

How do I retrieve information from MGMT\$OS_SUMMARY for a specific host from the Management Repository?

The following query retrieves information from MGMT\$OS_SUMMARY for a specific host from the Management Repository:

```
SELECT * FROM MGMT$OS_SUMMARY  
WHERE target_name = 'target_name' and target_type = 'host';
```

If you know a host name, you can use a similar query to access any of the views to retrieve information at the metric level for a particular host.

Aggregate queries can be written to provide counts of OS as follows:

```
SELECT name,base_version,count(*)  
FROM mgmt$os_summary  
group by name,base_version ;
```

Index

A

application deployment views, [1-1](#), [13-1](#)

B

blackout views, [2-1](#)

C

compliance views, [4-1](#)

configuration management views, [5-1](#)

custom configuration specification views, [5-1](#)

custom-developed targets, [1-1](#)

D

database configuration views, [5-5](#)

E

ECM, see Enterprise Configuration Management, [5-14](#)

Enterprise Configuration Management views, [5-14](#)

Enterprise Manager, extending, [1-1](#)

events views, [6-1](#), [13-7](#)

extensibility, [1-1](#)

H

hardware views, [7-1](#)

I

inventory views, [8-1](#)

J

job views, [9-1](#)

L

Linux patching views, [10-1](#)

M

Management Repository views

about, [1-1](#)

examples, [20-1](#)

Management Repository, access, [1-1](#)

management template views, [11-1](#)

metric views, [12-1](#)

MGMT\$AGENTS_MONITORING_TARGETS, [18-1](#)

MGMT\$ALERT_CURRENT, [14-1](#)

MGMT\$ALERT_HISTORY, [14-9](#)

MGMT\$APPL_PATCH_AND_PATCHSET, [8-8](#)

MGMT\$APPLIED_PATCHES, [8-9](#)

MGMT\$APPLIED_PATCHSETS, [8-9](#)

MGMT\$AVAIL_ALERT_HISTORY, [14-11](#)

MGMT\$AVAILABILITY_CURRENT, [14-7](#)

MGMT\$AVAILABILITY_HISTORY, [14-8](#)

MGMT\$BLACKOUT_HISTORY, [2-1](#)

MGMT\$BLACKOUTS, [2-2](#)

MGMT\$CA_EXECUTIONS, [9-1](#)

MGMT\$CA_TARGETS, [9-1](#)

MGMT\$CCC_ALL_AGENT_WARNINGS, [4-27](#)

MGMT\$CCC_ALL_OBS_BUNDLES, [4-24](#)

MGMT\$CCC_ALL_OBSERVATIONS, [4-25](#)

MGMT\$CCC_ALL_VIOLATIONS, [4-26](#)

MGMT\$CCC_DIAG_ANALYTICS, [4-30](#)

MGMT\$CCS_DATA, [5-4](#)

MGMT\$CCS_DATA_SOURCE_VISIBLE, [5-1](#)

MGMT\$CCS_DATA_VISIBLE, [5-2](#), [5-3](#)

MGMT\$COMPLIANCE_STANDARD, [4-3](#)

MGMT\$COMPLIANCE_STANDARD_GROUP, [4-5](#)

MGMT\$COMPLIANCE_STANDARD_RULE, [4-2](#)

MGMT\$COMPLIANCE_SUMMARY, [4-29](#)

MGMT\$COMPLIANCE_TREND, [4-30](#)

MGMT\$COMPLIANT_TARGETS, [4-29](#)

MGMT\$COMPOSITE_CS_EVAL_SUMMARY, [4-7](#)

MGMT\$CS_EVAL_SUMMARY, [4-6](#)

MGMT\$CS_GROUP_EVAL_SUMMARY, [4-11](#)

MGMT\$CS_RULE_EVAL_SUMMARY, [4-9](#)

MGMT\$CS_TARGET_ASSOC, [4-11](#)

MGMT\$CSR_CURRENT_VIOLATION, [4-12](#)

MGMT\$CSR_VIOLATION_CONTEXT, [4-13](#)

MGMT\$DB_CONTROLFILES, [5-7](#)
 MGMT\$DB_DATAFILES, [5-6](#)
 MGMT\$DB_DBNINSTANCEINFO, [5-8](#)
 MGMT\$DB_FEATUREUSAGE, [5-9](#)
 MGMT\$DB_INIT_PARAMS, [5-9](#)
 MGMT\$DB_LICENSE, [5-10](#)
 MGMT\$DB_OPTIONS, [5-14](#)
 MGMT\$DB_REDOLOGS, [5-11](#)
 MGMT\$DB_ROLLBACK_SEGS, [5-12](#)
 MGMT\$DB_SGA, [5-12](#)
 MGMT\$DB_TABLESPACES, [5-5](#)
 MGMT\$DB_TABLESPACES_ALL, [5-13](#)
 MGMT\$ECM_CMP_JOB_LAST_RESULTS, [5-15](#)
 MGMT\$ECM_CMP_JOBS, [5-14](#)
 MGMT\$ECM_CMP_RPT_CCS_DS, [5-17](#)
 MGMT\$ECM_CMP_RPT_CCS_DS_DTLS, [5-18](#)
 MGMT\$ECM_CMP_RPT_CCS_PD_ALL, [5-19](#)
 MGMT\$ECM_CMP_RPT_CCS_PD_DIFFS, [5-21](#)
 MGMT\$ECM_CMP_RPT_CI_DIFFS, [5-22](#)
 MGMT\$ECM_CMP_VISIBLE_CONFIGS, [5-24](#)
 MGMT\$EM_ECM_HOST_VIRTUAL, [7-3](#)
 MGMT\$EM_ECM_MOS_PROPERTIES, [18-2](#)
 MGMT\$EM_ECM_TARGET_FRESHNESS, [18-2](#)
 MGMT\$EM_HOMES_PLATFORM, [8-7](#)
 MGMT\$EM_RULE_VIOL_CTXT_DEF, [4-13](#)
 MGMT\$ESA_ALL_PRIVS_REPORT, [16-2](#)
 MGMT\$ESA_ANY_DICT_REPORT, [16-2](#)
 MGMT\$ESA_ANY_PRIV_REPORT, [16-2](#)
 MGMT\$ESA_AUDIT_SYSTEM_REPORT, [16-3](#)
 MGMT\$ESA_BECOME_USER_REPORT, [16-3](#)
 MGMT\$ESA_CATALOG_REPORT, [16-3](#)
 MGMT\$ESA_CONN_PRIV_REPORT, [16-4](#)
 MGMT\$ESA_CREATE_PRIV_REPORT, [16-4](#)
 MGMT\$ESA_DBA_GROUP_REPORT, [16-5](#)
 MGMT\$ESA_DBA_ROLE_REPORT, [16-5](#)
 MGMT\$ESA_DIRECT_PRIV_REPORT, [16-5](#)
 MGMT\$ESA_EXMPT_ACCESS_REPORT, [16-5](#)
 MGMT\$ESA_KEY_OBJECTS_REPORT, [16-6](#)
 MGMT\$ESA_OH_OWNERSHIP_REPORT, [16-6](#)
 MGMT\$ESA_OH_PERMISSION_REPORT, [16-6](#)
 MGMT\$ESA_POWER_PRIV_REPORT, [16-7](#)
 MGMT\$ESA_PUB_PRIV_REPORT, [16-7](#)
 MGMT\$ESA_SYS_PUB_PKG_REPORT, [16-7](#)
 MGMT\$ESA_TABSP_OWNERS_REPORT, [16-8](#)
 MGMT\$ESA_TRC_AUD_PERM_REPORT, [16-8](#)
 MGMT\$ESA_WITH_ADMIN_REPORT, [16-8](#)
 MGMT\$ESA_WITH_GRANT_REPORT, [16-9](#)
 MGMT\$ESM_COLLECTION_LATEST, [16-9](#)
 MGMT\$ESM_FILE_SYSTEM_LATEST, [16-9](#)
 MGMT\$ESM_PORTS_LATEST, [16-10](#)
 MGMT\$ESM_SERVICE_LATEST, [16-10](#)
 MGMT\$ESM_STACK_LATEST, [16-10](#)
 MGMT\$EVENT_ANNOTATION, [13-10](#)
 MGMT\$EVENTS, [6-5](#), [13-10](#)
 MGMT\$EVENTS_LATEST, [6-4](#), [13-9](#)
 MGMT\$HOMES_AFFECTED, [8-8](#)
 MGMT\$HOSTPATCH_GROUPS, [10-1](#)
 MGMT\$HOSTPATCH_GRP_COMPL_HIST, [10-2](#)
 MGMT\$HOSTPATCH_HOST_COMPL, [10-2](#)
 MGMT\$HOSTPATCH_HOSTS, [10-1](#)
 MGMT\$HW_CPU_DETAILS, [7-1](#)
 MGMT\$HW_IO_DEVICES, [7-3](#)
 MGMT\$HW_NIC, [7-1](#)
 MGMT\$HW_NIC_BONDS, [7-2](#)
 MGMT\$INCIDENT_ANNOTATION, [6-3](#), [13-9](#)
 MGMT\$INCIDENT_CATEGORY, [6-3](#), [13-8](#)
 MGMT\$INCIDENT_TARGET, [6-3](#), [13-8](#)
 MGMT\$INCIDENTS, [6-1](#), [13-7](#)
 MGMT\$J2EE_APPLICATION, [13-1](#)
 MGMT\$J2EEAPP_EJBCOMPONENT, [13-2](#)
 MGMT\$J2EEAPP_JRFWS, [13-2](#)
 MGMT\$J2EEAPP_JRFWSOPER, [13-3](#)
 MGMT\$J2EEAPP_JRFWSPOLICY, [13-3](#)
 MGMT\$J2EEAPP_JRFWSPORT, [13-4](#)
 MGMT\$J2EEAPP_WEBAPPCOMPONENT, [13-5](#)
 MGMT\$J2EEAPP_WSCONFIG, [13-6](#)
 MGMT\$J2EEAPP_WSPORTCONFIG, [13-6](#)
 MGMT\$JOB_ANNOTATIONS, [9-9](#)
 MGMT\$JOB_EXECUTION_HISTORY, [9-6](#)
 MGMT\$JOB_NOTIFICATION_LOG, [9-9](#)
 MGMT\$JOB_STEP_HISTORY, [9-8](#)
 MGMT\$JOB_TARGETS, [9-5](#)
 MGMT\$JOBS, [9-4](#)
 MGMT\$MANAGEABLE_ENTITIES, [18-2](#)
 MGMT\$METRIC_CATEGORIES, [12-1](#)
 MGMT\$METRIC_COLLECTION, [12-1](#)
 MGMT\$METRIC_CURRENT, [14-14](#)
 MGMT\$METRIC_DAILY, [14-17](#)
 MGMT\$METRIC_DETAILS, [14-12](#)
 MGMT\$METRIC_ERROR_CURRENT, [12-2](#)
 MGMT\$METRIC_ERROR_HISTORY, [12-3](#)
 MGMT\$METRIC_HOURLY, [14-16](#)
 MGMT\$OH_CLONE_PROPERTIES, [8-12](#)
 MGMT\$OH_COMP_DEP_RULE, [8-13](#)
 MGMT\$OH_COMP_INST_TYPE, [8-13](#)
 MGMT\$OH_COMPONENT, [8-12](#)
 MGMT\$OH_CRS_NODES, [8-11](#)
 MGMT\$OH_DEP_HOMES, [8-11](#)
 MGMT\$OH_FILE, [8-17](#)
 MGMT\$OH_HOME_INFO, [8-10](#)
 MGMT\$OH_INSTALLED_TARGETS, [8-19](#)
 MGMT\$OH_INV_SUMMARY, [8-18](#)
 MGMT\$OH_PATCH, [8-15](#)
 MGMT\$OH_PATCH_FIXED_BUG, [8-16](#)
 MGMT\$OH_PATCHED_COMPONENT, [8-16](#)
 MGMT\$OH_PATCHED_FILE, [8-17](#)
 MGMT\$OH_PATCHSET, [8-14](#)
 MGMT\$OH_VERSIONED_PATCH, [8-14](#)
 MGMT\$OS_COMPONENTS, [15-2](#)
 MGMT\$OS_FS_MOUNT, [15-4](#)

MGMT\$OS_HW_SUMMARY, [15-2](#)
 MGMT\$OS_INIT_SERVICES, [15-6](#)
 MGMT\$OS_KERNEL_PARAMS, [15-4](#)
 MGMT\$OS_LIMITS, [15-6](#)
 MGMT\$OS_MODULES, [15-6](#)
 MGMT\$OS_PATCH_SUMMARY, [15-3](#)
 MGMT\$OS_PATCHES, [15-5](#)
 MGMT\$OS_PROPERTIES, [15-5](#)
 MGMT\$OS_SUMMARY, [15-1](#)
 MGMT\$PA_RECOM_METRIC_SOURCE, [8-18](#)
 MGMT\$PROBLEM_ANNOTATION, [6-8](#)
 MGMT\$PROBLEMS, [6-7](#)
 MGMT\$SERVICETAG_INSTANCES, [7-4](#)
 MGMT\$SERVICETAG_REGISTRY, [7-4](#)
 MGMT\$STORAGE_REPORT_DATA, [17-1](#)
 MGMT\$STORAGE_REPORT_DISK, [17-3](#)
 MGMT\$STORAGE_REPORT_ISSUES, [17-3](#)
 MGMT\$STORAGE_REPORT_KEYS, [17-2](#)
 MGMT\$STORAGE_REPORT_LOCALFS, [17-4](#)
 MGMT\$STORAGE_REPORT_NFS, [17-5](#)
 MGMT\$STORAGE_REPORT_PATHS, [17-2](#)
 MGMT\$STORAGE_REPORT_VOLUME, [17-4](#)
 MGMT\$TARGET, [8-1](#)
 MGMT\$TARGET_ASSOCIATIONS, [8-5](#)
 MGMT\$TARGET_COLLECTIONS, [14-6](#)
 MGMT\$TARGET_FLAT_MEMBERS, [8-6](#)
 MGMT\$TARGET_MEMBERS, [8-5](#)
 MGMT\$TARGET_METRIC_SETTINGS, [14-3](#)
 MGMT\$TARGET_PROPERTIES, [8-7](#)
 MGMT\$TARGET_TYPE, [8-3](#)
 MGMT\$TARGET_TYPE_DEF, [8-4](#)
 MGMT\$TARGET_TYPE_PROPERTIES, [8-6](#)
 MGMT\$TEMPLATE_METRIC_SETTINGS, [11-3](#)
 MGMT\$TEMPLATE_METRICCOLLECTION, [11-3](#)
 MGMT\$TEMPLATE_POLICY_SETTINGS, [11-1](#)
 MGMT\$TEMPLATES, [11-1](#)
 MGMT\$VT_EXA_CTRL_VSERVER_TAGS, [19-4](#)
 MGMT\$VT_VM_CONFIG, [19-1](#)
 MGMT\$VT_VM_SW_CFG, [19-2](#)
 MGMT\$VT_VM_VDISKS, [19-3](#)
 MGMT\$VT_VM_VNIC, [19-2](#)
 MGMT\$VT_VSP_CONFIG, [19-5](#)
 MGMT\$WEBLOGIC_APPLICATIONS, [13-12](#)
 MGMT\$WEBLOGIC_DOMAIN, [13-27](#)
 MGMT\$WEBLOGIC_EJBCOMPONENT, [13-12](#)
 MGMT\$WEBLOGIC_FILESTORE, [13-12](#)
 MGMT\$WEBLOGIC_JDBCdatasource, [13-13](#)
 MGMT\$WEBLOGIC_JDBCMULTIDS, [13-14](#)
 MGMT\$WEBLOGIC_JMSCONNFACTORY, [13-15](#)
 MGMT\$WEBLOGIC_JMSQUEUE, [13-15](#)
 MGMT\$WEBLOGIC_JMSSERVER, [13-16](#)
 MGMT\$WEBLOGIC_JMSTOPIC, [13-16](#)

MGMT\$WEBLOGIC_JOLTCONNPOOL, [13-17](#)
 MGMT\$WEBLOGIC_JVMSYSPROPS, [13-18](#)
 MGMT\$WEBLOGIC_MACHINE, [13-18](#)
 MGMT\$WEBLOGIC_NETWORK_CHANNELS, [13-19](#)
 MGMT\$WEBLOGIC_NODEMANAGER, [13-19](#)
 MGMT\$WEBLOGIC_OAMCONFIG, [13-28](#)
 MGMT\$WEBLOGIC_OPSSYSPROP, [13-28](#)
 MGMT\$WEBLOGIC_RACONFIG, [13-20](#)
 MGMT\$WEBLOGIC_RAOUTBOUNDCONFIG, [13-20](#)
 MGMT\$WEBLOGIC_RESOURCECONFIG, [13-22](#)
 MGMT\$WEBLOGIC_SERVER, [13-22](#)
 MGMT\$WEBLOGIC_STARTSHUTCLASSES, [13-24](#)
 MGMT\$WEBLOGIC_VIRTUALHOST, [13-24](#)
 MGMT\$WEBLOGIC_WEBAPPCOMPONENT, [13-25](#)
 MGMT\$WEBLOGIC_WORKMANAGER, [13-26](#)
 MGMT\$WEBLOGIC_WSCONFIG, [13-26](#)
 monitoring views, [14-1](#)

O

operating system views, [15-1](#)
 Oracle home directory patching views, [8-7](#)

P

patching, [1-1](#)

R

repository base tables, [1-1](#)
 repository schema, [1-1](#)

S

security views, [16-1](#)
 service tag views, [7-4](#)
 SQL Developer, [1-1](#)
 storage reporting views, [17-1](#)

T

target views, [18-1](#)

V

views
 application deployment, [1-1](#), [13-1](#)
 blackout, [2-1](#)
 compliance, [4-1](#)

views (*continued*)

- configuration management, [5-1](#)
- custom configuration specification, [5-1](#)
- database configuration, [5-5](#)
- Enterprise Configuration Management, [5-14](#)
- events, [6-1](#), [13-7](#)
- examples, [20-1](#)
- hardware, [7-1](#)
- inventory, [8-1](#)
- job, [9-1](#)
- Linux patching, [10-1](#)

views (*continued*)

- management template, [11-1](#)
- metric, [12-1](#)
- monitoring, [14-1](#)
- operating system, [15-1](#)
- Oracle home directory patching, [8-7](#)
- security, [16-1](#)
- service tag, [7-4](#)
- storage reporting, [17-1](#)
- target, [18-1](#)
- Virtualization Target Views, [19-1](#)