

Development Workbench - Bulk Generation
Oracle Banking Trade Finance
Release 14.7.6.0.0
Part No. G32642-01

[April] [2025]



Contents

1.	Preface.....	3
1.1	Audience	3
1.2	Related Documents.....	3
2.	Introduction.....	4
3.	Bulk Generation	4
3.1	Source File List.....	5
3.1.1	Include Call form List.....	5
3.2	Destination Path	6
3.3	Sources Files	6
4.	Log Files	9

1. Preface

This document describes the Bulk Generation functionality available in Oracle FLEXCUBE Development Workbench for Universal Banking and guides the developers/users to generate files for a set of radxmls at one time from Workbench.

1.1 Audience

This document is intended for FLEXCUBE Application developers/users that use Development Workbench to generate various FLEXCUBE components. Mainly used by vercon team.

To Use this manual, you need conceptual and working knowledge of the below:

<i>Proficiency</i>	<i>Resources</i>
FLEXCUBE Functional Architecture	Training programs from Oracle Financial Software Services.
FLEXCUBE Object Naming conventions	Development Overview Guide
Working Knowledge of Oracle FLEXCUBE Development Workbench for Universal Banking	User Manuals
Working knowledge of Oracle Database	Oracle Documentations
Working knowledge of PLSQL developer	Respective vendor documents
Working knowledge of PLSQL & SQL Language	Self Acquired
Working knowledge of XML files	Self Acquired

1.2 Related Documents

[04-Development WorkBench Screen Development-I.docx](#)

[05-Development WorkBench Screen Development-II.docx](#)

2. Introduction

This document contains:

- [Chapter 2, “Introduction”](#)
- [Chapter 3, “Bulk Generation”](#)
- [Chapter 4, “Console Log”](#)

3. Bulk Generation

Oracle FLEXCUBE Universal Banking Development Workbench provide Bulk Generation (all files at one time) of both front-end and backend units for both Extensible and Non-Extensible radxmls. The Bulk Generation Screen is shown below.

The screenshot shows the 'Bulk Generation' window with the following components:

- Source File List:** A text input field with a 'BROWSE' button next to it.
- Destination Path:** A text input field.
- Data XML Path:** A text input field.
- Source Files:** A dropdown menu currently set to 'Both'.
- File Categories Table:** A table with five columns: Front-End Files, System Packages, Hook Packages, Meta Data, and Others. Each column contains a list of file types with checkboxes for selection.
- Table Header:** A table with five columns: Sl.No, File Name, Sub Folder, File Status, and Error Description.
- Buttons:** 'Generate' and 'Close' buttons at the bottom right.

Front-End Files	System Packages	Hook Packages	Meta Data	Others
<input type="checkbox"/> RadXML	<input type="checkbox"/> Main Package Spec	<input type="checkbox"/> Kernel Package Spec	<input type="checkbox"/> Menu Details	<input type="checkbox"/> Label Details
<input checked="" type="checkbox"/> Screen Xml	<input type="checkbox"/> Main Package Body	<input type="checkbox"/> Kernel Package Body	<input type="checkbox"/> Datasource Details	<input type="checkbox"/> Block PK Columns
<input checked="" type="checkbox"/> System JS	<input type="checkbox"/> Notification Triggers	<input type="checkbox"/> Cluster Package Spec	<input type="checkbox"/> LOV Details	<input type="checkbox"/> Function Call Forms
	<input type="checkbox"/> Upload Package Spec	<input type="checkbox"/> Cluster Package Body	<input type="checkbox"/> Block Details	<input type="checkbox"/> Gateway Details
	<input type="checkbox"/> Upload Package Body	<input type="checkbox"/> Custom Package Spec	<input type="checkbox"/> Screen Details	<input type="checkbox"/> Notification Details
		<input type="checkbox"/> Custom Package Body	<input type="checkbox"/> Amendable Details	<input type="checkbox"/> Function Parameters
			<input type="checkbox"/> Call form Details	<input type="checkbox"/> Archive Table Definition
			<input type="checkbox"/> Summary Details	

Fig 3.1: Bulk generation Screen

For bulk generation user has to follow the following steps:

For non extensible function id's(radxmls),bulk generation of front end files only are supported

3.1 Source File List

User must create a **text file** containing the absolute path of the radxmls for which bulk generation has to be done.

Prepare a text file with absolute path.

If all the files are placed in one folder, dos commands (as shown below) can be used to generate the text file.

```
Z:\FLEXCUBE_Kerne\FCUBS_11.4.0\MAIN>Dir /b /s *_RAD.xml > D:\BulkGeneration\Console.txt
```

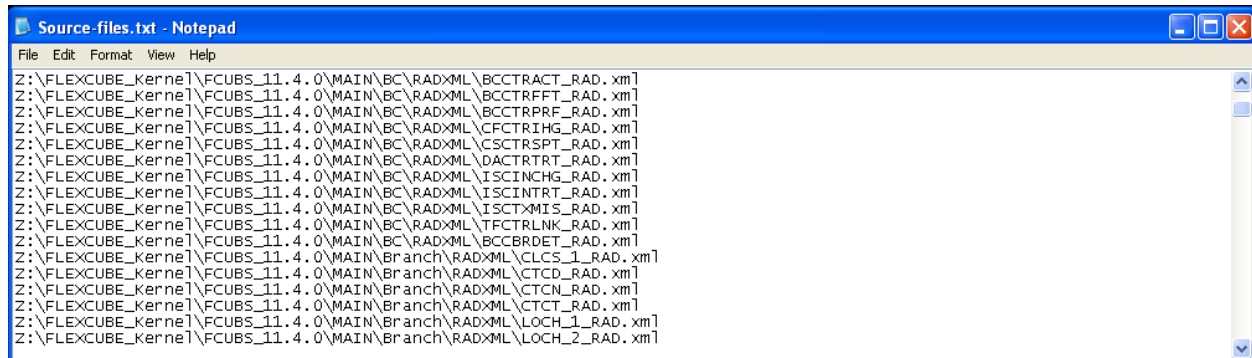


Fig 3.1.1: Source File list sample

3.1.1 Include Call form List

If user is generating for function id's which has call forms attached to it , call form list should be included as a part of the source file list. If call form is not included generation will fail.

If units for call form files are not required to be generated, then call form paths can be prefixed with double hyphen (--). All lines starting with double hyphen (--) won't be taken up for bulk generation.

As it is difficult to search and put each callform for individual screen prepare callform list upfront and add the files to be generated at the end of callform list. Even if any of callform is repeated in generation list it won't affect the generation of that file.

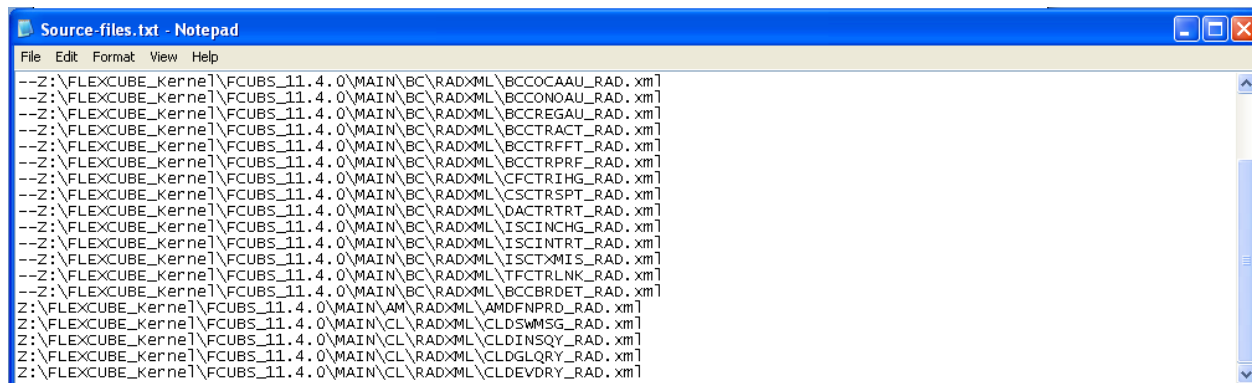


Fig 3.3.1.1: Including call forms in source file list

Example: Including callform to the Source list.

```
--Z:\FLEXCUBE_Kerne\FCUBS_11.4.0\MAIN\AM\RADXML\AMCPRPCL_RAD.xml
```

If generating complete radxmls from base line area, call form list is not required.

3.2 Destination Path

Enter the absolute path where files will be generated.

This path should be in the Client Machine if Save Mode is Client; and it should refer to a path in Server if the Save Mode is Server. Zip mode is not supported for Bulk generation activity

3.3 Sources Files

User has option to generate both extensible and non extensible files

- **Extensible** → On selection of this option only extensible files will be considered for generation.
- **Non-Extensible** → On selection of this option only non-extensible files will be considered for generation.
- **Both** → Both extensible and non-extensible gets generated.

Data XML Path Field is defunct

User has to select required files to be generated for all RADxml's .Workbench will generate the required files into respective folders.

Bulk Generation

Source File List:

Destination Path:

Data XML Path:

Source Files:

Front-End Files	System Packages	Hook Packages	Meta Data	Others
<input type="checkbox"/> RadXML	<input type="checkbox"/> Main Package Spec	<input type="checkbox"/> Kernel Package Spec	<input type="checkbox"/> Menu Details	<input type="checkbox"/> Label Details
<input checked="" type="checkbox"/> Screen Xml	<input type="checkbox"/> Main Package Body	<input type="checkbox"/> Kernel Package Body	<input type="checkbox"/> Datasource Details	<input type="checkbox"/> Block PK Columns
<input checked="" type="checkbox"/> System JS	<input type="checkbox"/> Notification Triggers	<input type="checkbox"/> Cluster Package Spec	<input type="checkbox"/> LOV Details	<input type="checkbox"/> Function Call Forms
	<input type="checkbox"/> Upload Package Spec	<input type="checkbox"/> Cluster Package Body	<input type="checkbox"/> Block Details	<input type="checkbox"/> Gateway Details
	<input type="checkbox"/> Upload Package Body	<input type="checkbox"/> Custom Package Spec	<input type="checkbox"/> Screen Details	<input type="checkbox"/> Notification Details
		<input type="checkbox"/> Custom Package Body	<input type="checkbox"/> Amendable Details	<input type="checkbox"/> Function Parameters
			<input type="checkbox"/> Call form Details	<input type="checkbox"/> Archive Table Definition
			<input type="checkbox"/> Summary Details	

Sl.No	File Name	Sub Folder	File Status	Error Description
-------	-----------	------------	-------------	-------------------

Fig 3.4.1: Bulk generation Screen after selecting required units

On successful generation of files file status will be displayed generated if success or failed for failed.

Note: No Front End units will be generated for notification and purge-entity radxmls

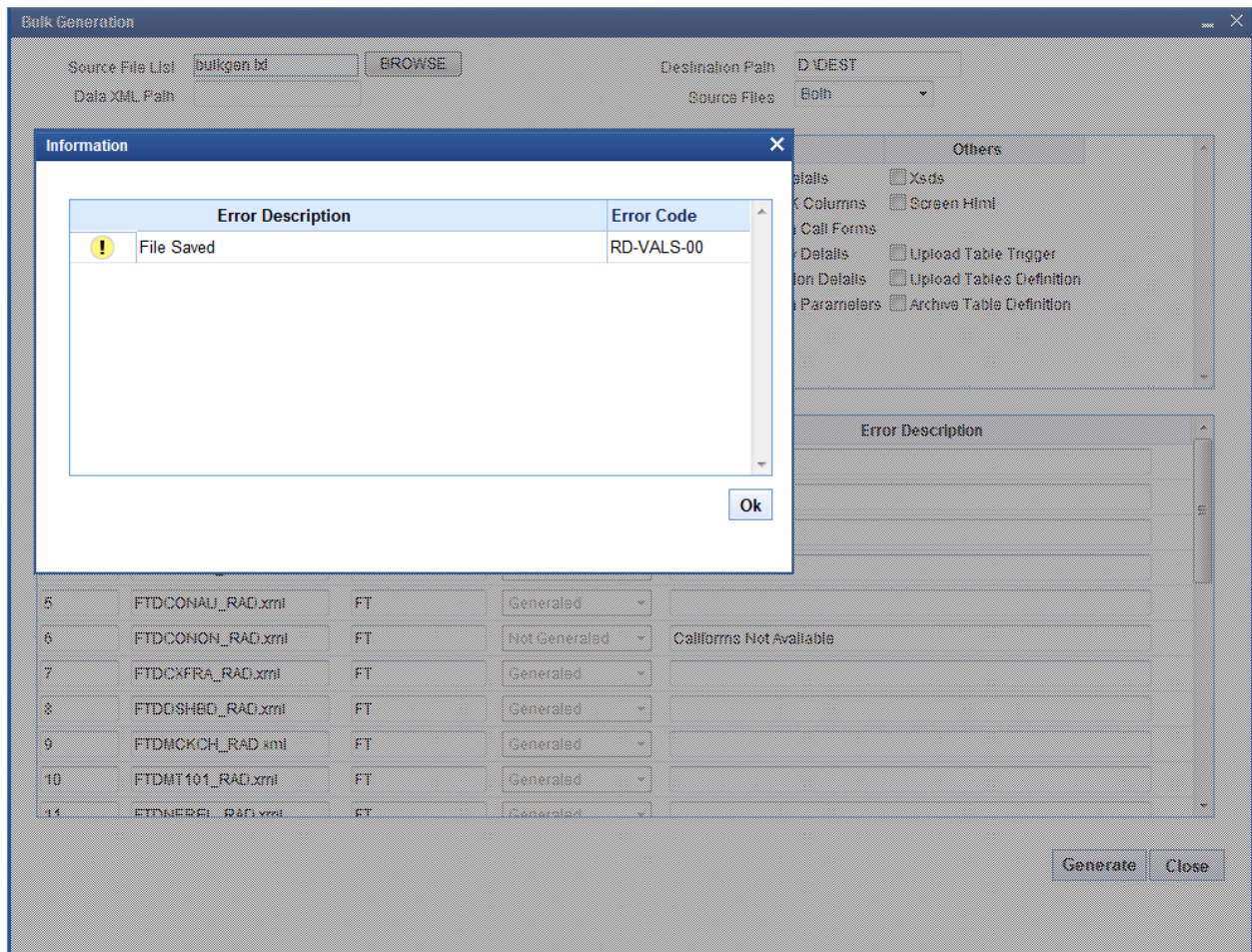


Fig 3.4.2: After Successful generation

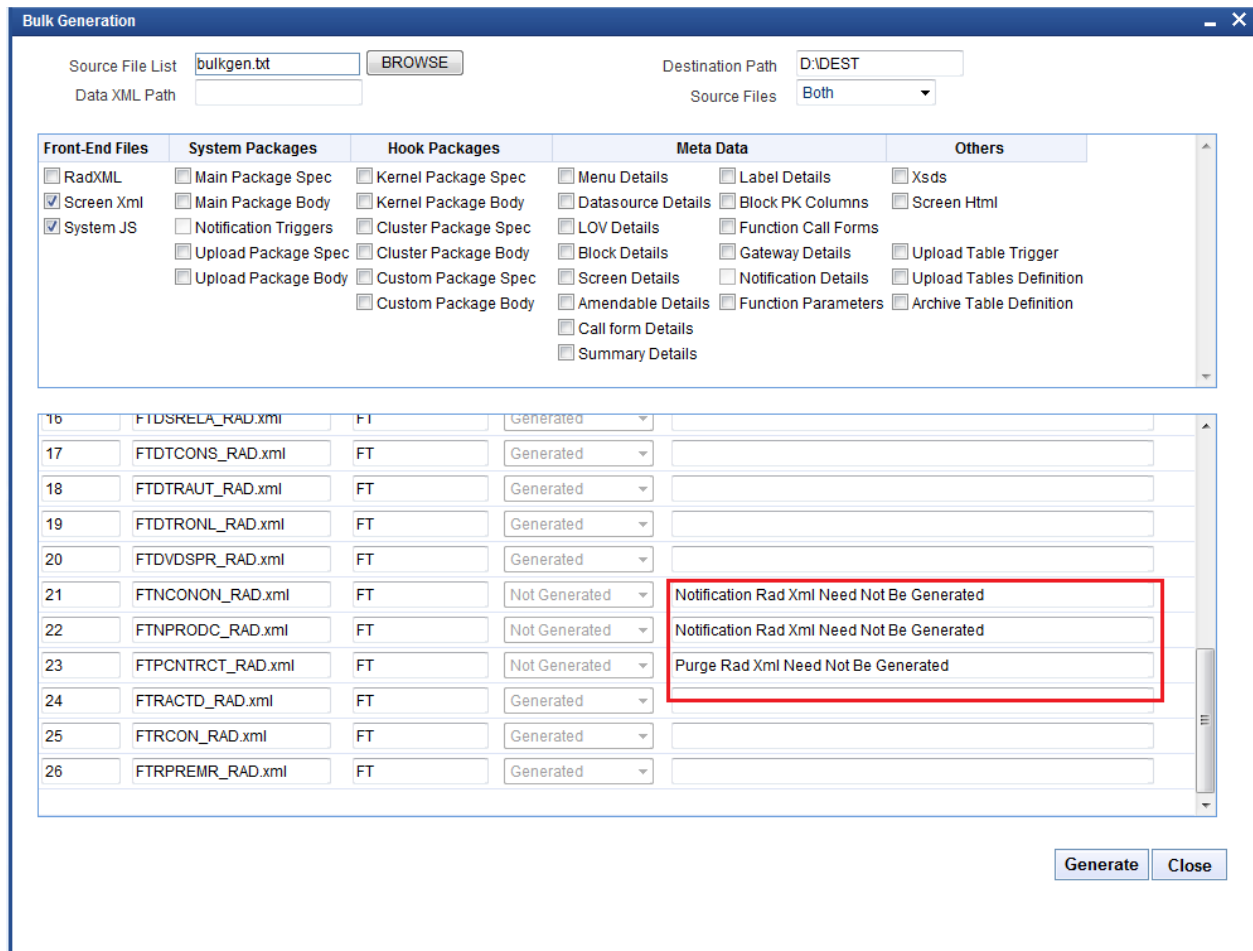


Fig 3.4.3: Message displayed in case of trying to generate files for notification screen

Note that the time taken for bulk generation of units depend on the number of files, number of units to be generated for each file , client and server machine configuration etc.

4. Log Files

Development Workbench will generate file status log. It will be generated in the destination path.

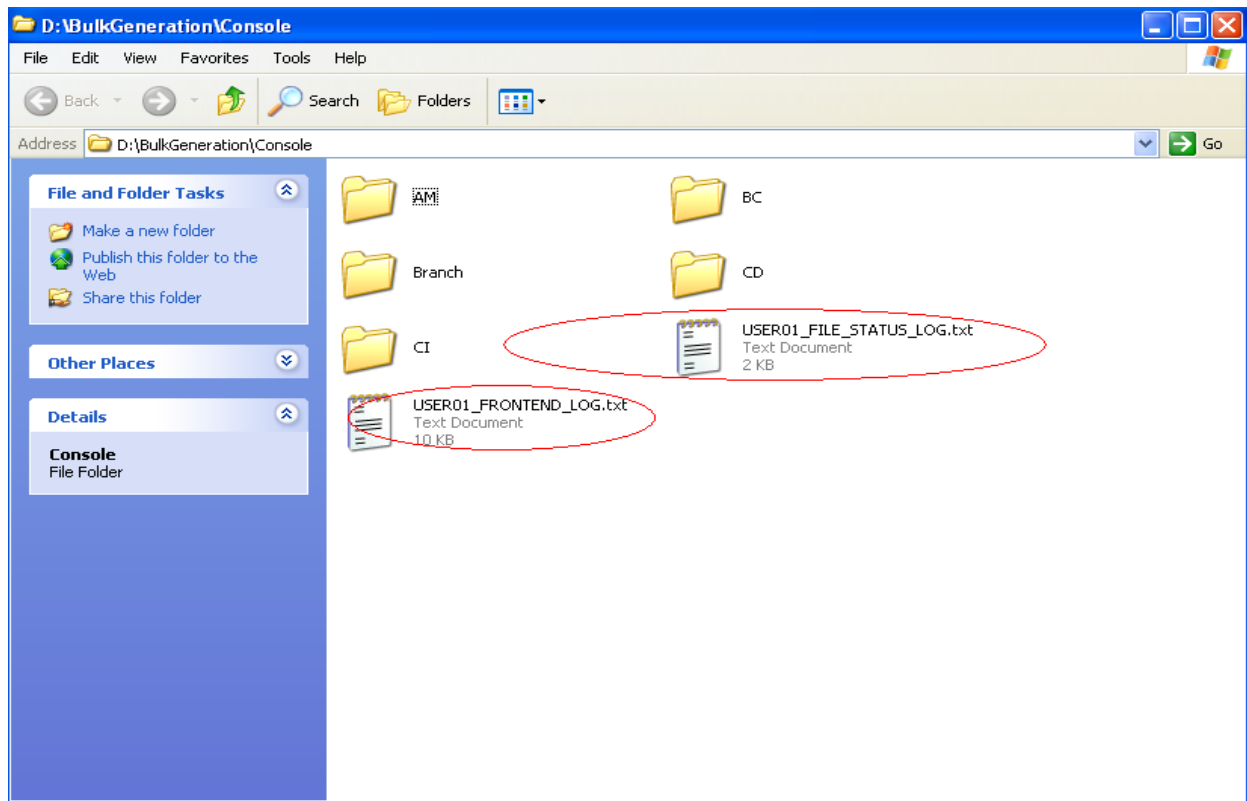


Fig 4.1: User log files

It gives the details of all the files processed and its status as shown in the figure below

USER01_FILE_STATUS_LOG.txt - WordPad		
FILE NAME	STATUS	Error Description
D:\Base\MAIN\AM\RADXML\AMCPRPCL_RAD.xml	Successful	Generated Successfully...
D:\Base\MAIN\AM\RADXML\AMDCAOAU_RAD.xml	Successful	Generated Successfully...
D:\Base\MAIN\AM\RADXML\AMDCAONL_RAD.xml	Successful	Generated Successfully...
D:\Base\MAIN\AM\RADXML\AMDCDEAU_RAD.xml	Successful	Generated Successfully...
D:\Base\MAIN\AM\RADXML\AMDCDEFN_RAD.xml	Successful	Generated Successfully...
D:\Base\MAIN\AM\RADXML\AMDFNOAU_RAD.xml	Successful	Generated Successfully...

Total No Of Files	: 3135	
Total No Of Commented Files	: 3120	
Total No Of Successfully Generated Files	: 12	
Total No Of Failed Files	: 0	
Total No Of Notification Files	: 3	
Total No Of 10.0 Files	: 0	

Fig 4.2: A Status Log file

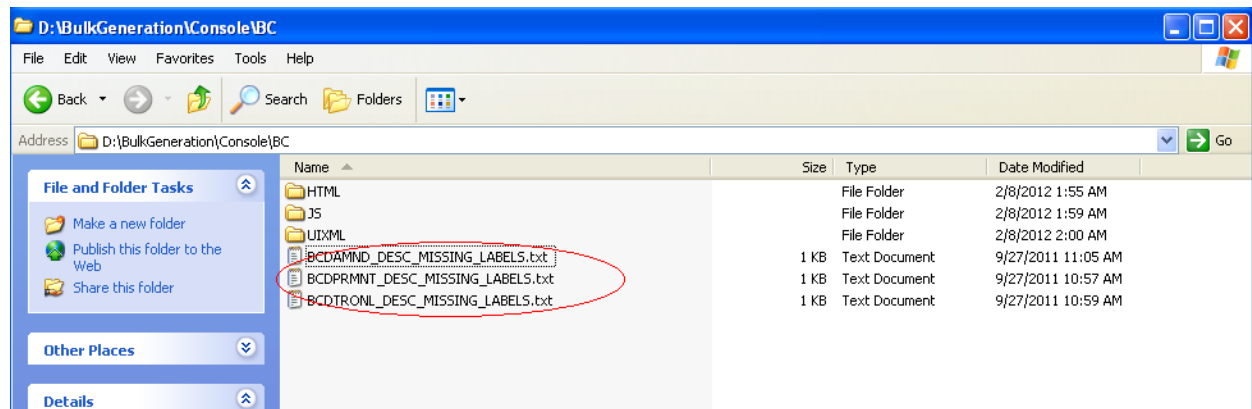


Fig 4.3: Missing labels file

Missing label information will also be generated for each function id for which units were generated



Development
Workbench- Bulk
Generation

April] [2025]
Version 14.7.6.0.0

Oracle Financial Services Software Limited
Oracle Park
Off Western Express Highway
Goregaon (East)
Mumbai, Maharashtra 400 063
India

Worldwide Inquiries:
Phone: +91 22 6718 3000
Fax: +91 22 6718 3001
www.oracle.com/financialservices/

Copyright © 2025, Oracle and/or its affiliates. All rights reserved.

Oracle and Java are registered trademarks of Oracle and/or its affiliates. Other names may be trademarks of their respective owners.

U.S. GOVERNMENT END USERS: Oracle programs, including any operating system, integrated software, any programs installed on the hardware, and/or documentation, delivered to U.S. Government end users are "commercial computer software" pursuant to the applicable Federal Acquisition Regulation and agency-specific supplemental regulations. As such, use, duplication, disclosure, modification, and adaptation of the programs, including any operating system, integrated software, any programs installed on the hardware, and/or documentation, shall be subject to license terms and license restrictions applicable to the programs. No other rights are granted to the U.S. Government.

This software or hardware is developed for general use in a variety of information management applications. It is not developed or intended for use in any inherently dangerous applications, including applications that may create a risk of personal injury. If you use this software or hardware in dangerous applications, then you shall be responsible to take all appropriate failsafe, backup, redundancy, and other measures to ensure its safe use. Oracle Corporation and its affiliates disclaim any liability for any damages caused by use of this software or hardware in dangerous applications.

This software and related documentation are provided under a license agreement containing restrictions on use and disclosure and are protected by intellectual property laws. Except as expressly permitted in your license agreement or allowed by law, you may not use, copy, reproduce, translate, broadcast, modify, license, transmit, distribute, exhibit, perform, publish or display any part, in any form, or by any means. Reverse engineering, disassembly, or decompilation of this software, unless required by law for interoperability, is prohibited.

The information contained herein is subject to change without notice and is not warranted to be error-free. If you find any errors, please report them to us in writing.

This software or hardware and documentation may provide access to or information on content, products and services from third parties. Oracle Corporation and its affiliates are not responsible for and expressly disclaim all warranties of any kind with respect to third-party content, products, and services. Oracle Corporation and its affiliates will not be responsible for any loss, costs, or damages incurred due to your access to or use of third-party content, products, or services.