

Development Workbench – Screen Customizer
Oracle Banking Corporate Lending

Release 14.7.6.0.0

Part No. G32336-01

April 2025



Contents

1	Preface	3
1.1	Audience.....	3
1.2	Related Documents	3
2	Introduction	3
3	Screen Customizer	4
3.1	DataBlocks.....	4
3.1.1	Data Block Field.....	4
3.2	Screens	5
3.3	FieldSet	6
4	Generated Units.....	6
5	Examples.....	7

1 Preface

This document describes the Screen Customizer functionality available in Oracle FLEXCUBE Development Workbench for Universal Banking and guides the developers on how to use this feature.

1.1 Audience

This document is intended for FLEXCUBE Application developers/users that use Development Workbench to develop various FLEXCUBE components.

To Use this manual, you need conceptual and working knowledge of the below:

<i>Proficiency</i>	<i>Resources</i>
FLEXCUBE Functional Architecture	Training programs from Oracle Financial Software Services.
FLEXCUBE Technical Architecture	Training programs from Oracle Financial Software Services.
FLEXCUBE Object Naming conventions	Development Overview Guide
Working knowledge of Web based applications	Self Acquired
Working knowledge of Oracle Database	Oracle Documentations
Working knowledge of XML files	Self Acquired
Working Knowledge of Oracle FLEXCUBE Development Workbench for Universal Banking	User Manuals

1.2 Related Documents

[Oracle FLEXCUBE Enterprise Limits and Collateral Management ODT Screen Development](#)
[Development Workbench - Screen Development II](#)

2 Introduction

This document gives information about the following topics:

- [Chapter 2, "Introduction"](#)
- [Chapter 3, "Screen Customizer"](#)
- [Chapter 4, "File Generation"](#)

3 Screen Customizer

The Oracle FLEXCUBE Development Workbench Screen Customizer allows users to do UI changes on a screen. If only the screen layout of the function id has to be modified, developer can use the Screen Customizer feature rather than Function Generation feature.

Only the screen layout changes and UI field properties will be allowed to change in the Screen Customizer

Note : Only Load action is possible in Screen Customizer.

Only three nodes will be present in Screen Customizer as shown in the figure

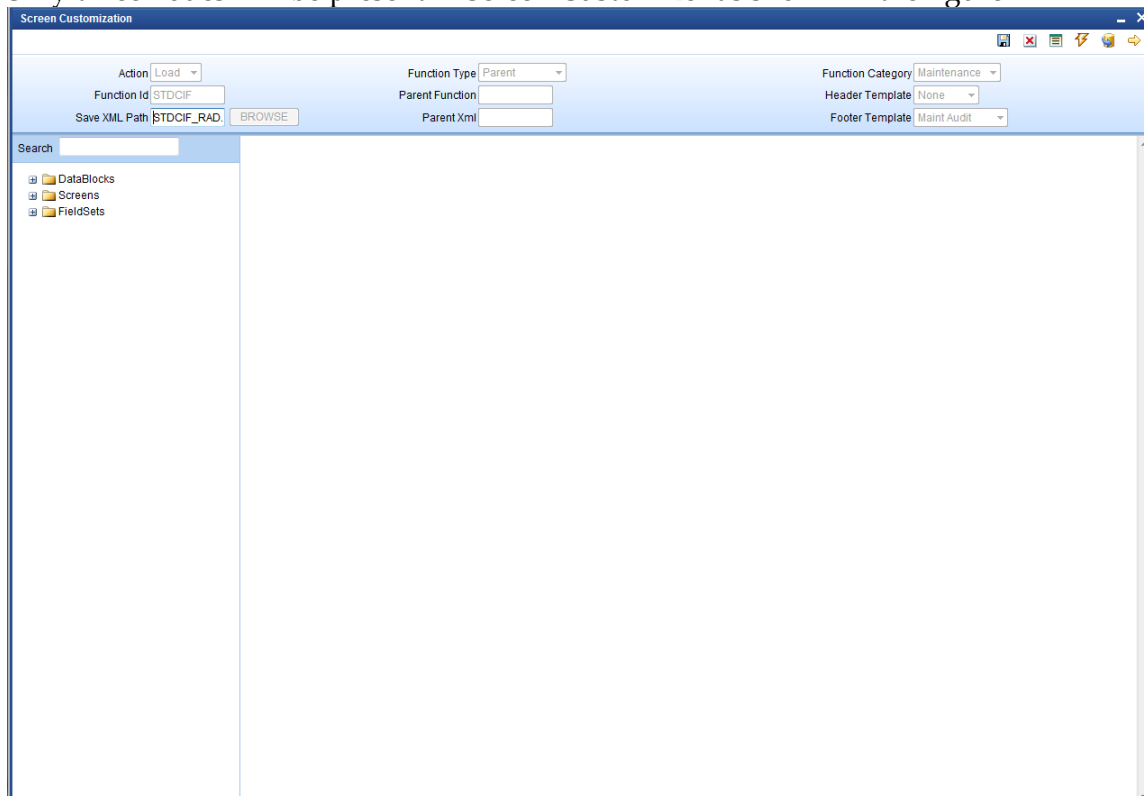


Fig 3.1: Screen Customizer Screen

3.1 DataBlocks

Data Block properties would not be allowed to change in Screen Customizer.

New Data Blocks and Block Fields also cannot be added. Deletion/Renaming of blocks and fields are also not allowed in Screen Customizer

3.1.1 Data Block Field

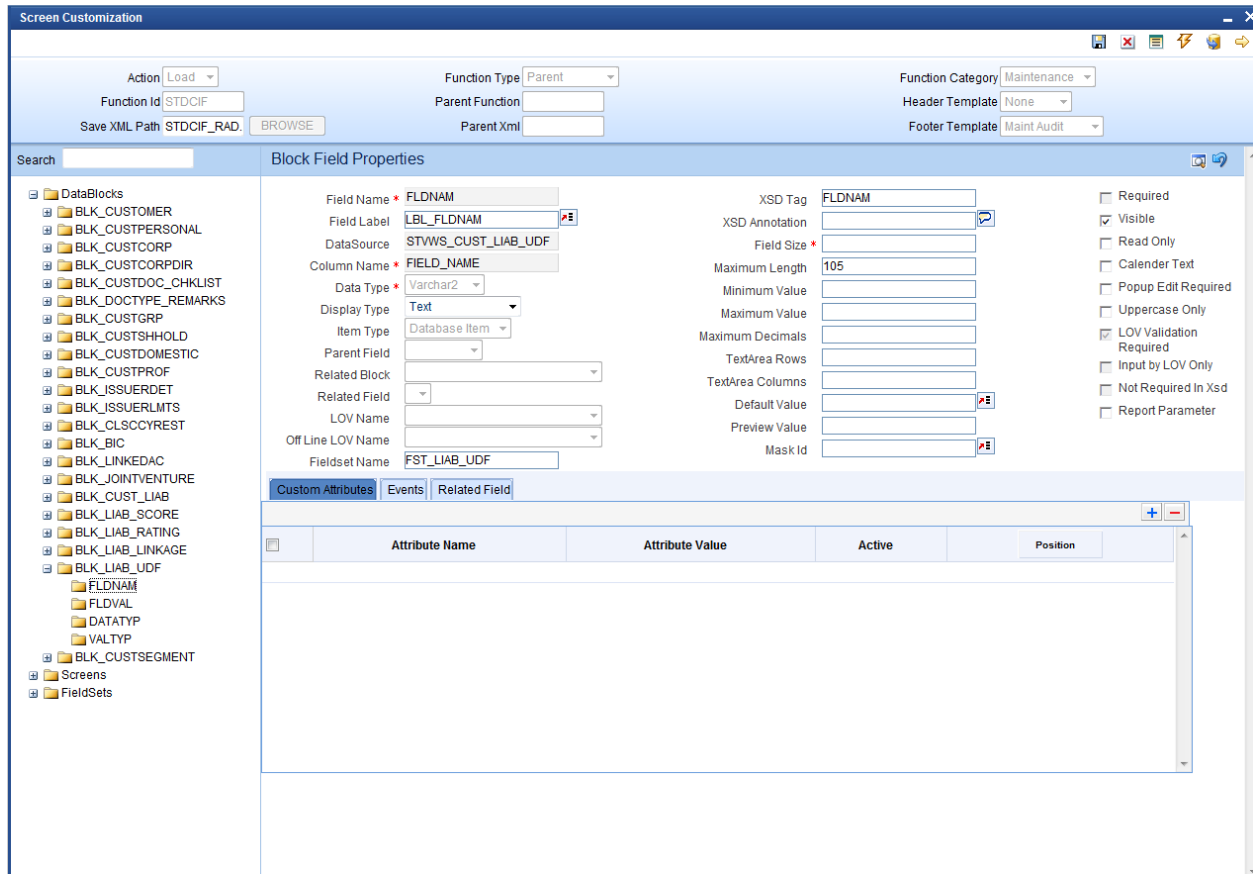


Fig 3.1.1: Data Block Field in Screen Customizer

User will be allowed to change below properties at data block field level.

- Display Type
- Field Size
- Preview Value
- Popup Edit Required
- Visible
- Upper Case only
- Read Only

3.2 Screens

All the actions can be performed in the Screen level. Developer can add, modify, delete, and rename the screens, tabs and sections.

Note that deletion and renaming will be allowed only if the element is created in the working release.

3.3 FieldSet

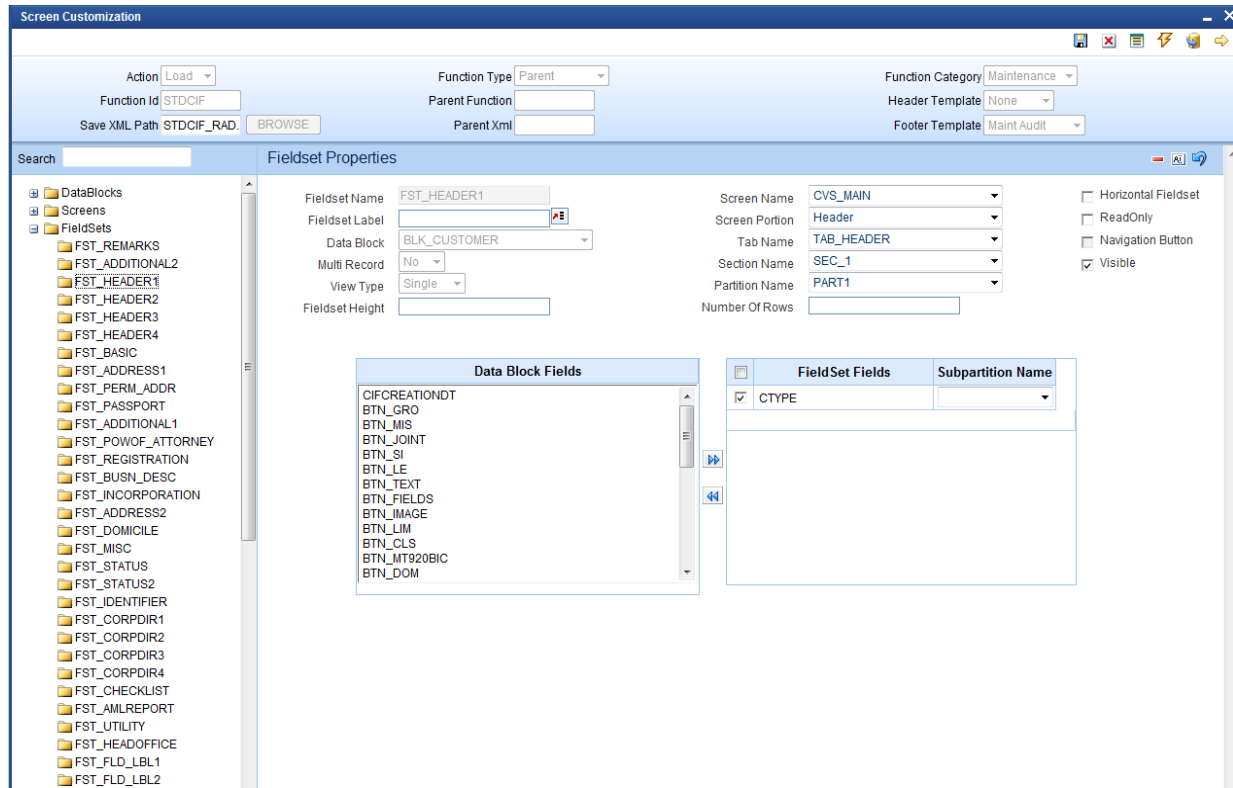


Fig 3.3.1: Field sets in Screen Customizer

In fieldset developer can change screen properties, display type from Vertical to Horizontal, read-only property etc. *Data Block to which field set is attached cannot be changed.*

Field set fields can be re arranged as per requirement.

4 Generated Units

Development Workbench will generate only UI related units in Screen Customizer

1. Radxml
2. Screen Xml (i.e. Lang Xml)
3. System JS (JavaScript File)

Deploy language xml and system JavaScript file in FLEXCUBE application server to reflect the changes done to the function id in Screen Customizer

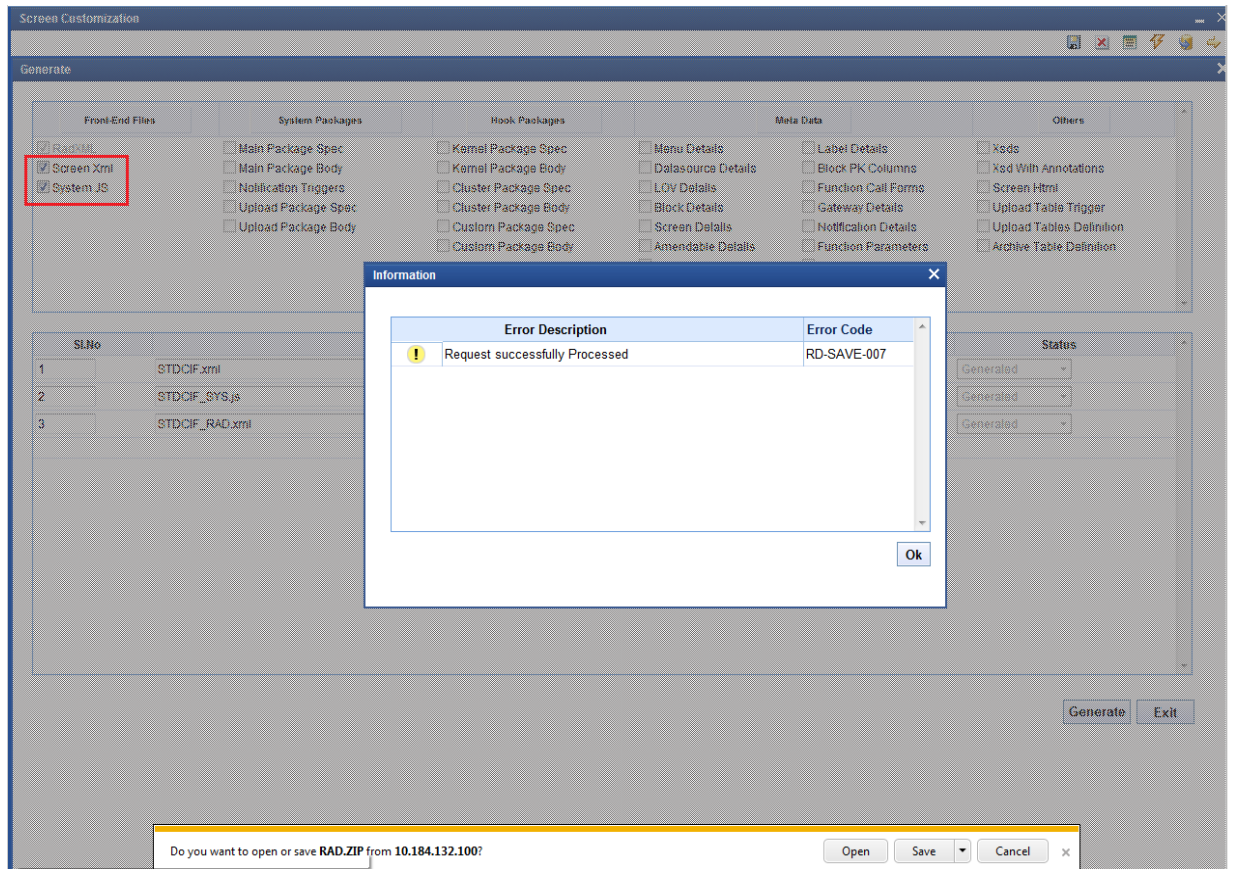


Fig 4.1: Generation of files in Screen Customizer

5 Examples

Example 1:

Requirement: *Hide a Field in the screen*

Below screenshots shows how Screen Customizer can be used for this purpose.

Customer Maintenance

New Enter Query

Type: ☒ Individual ☐ Corporate ☐ Bank

Special Customer No Generation: ☐

Customer No: P

Full Name:

Short Name:

Branch Code:

Customer Category:

Private Customer: ☐

Personal Corporate Additional Director Auxiliary Check List MFI Details

Domicile Address

Same as Permanent Address: ☐

Address Code:

Address 1:

Address 2:

Address 3:

Address 4:

Pincode:

Country:

Misc Details

SWIFT Code:

Group Code:

Access Group:

Charge Group:

Clearing Group:

Tax Group:

Exposure:

Customer Classification:

External Reference Number:

Location:

FX Netting Customer:

Media:

SSN:

Status

Frozen: ☐

Deceased: ☐

Whereabouts Unknown: ☐

Eligible for AR-AP Tracking: ☐

CRM Customer: ☐

Mallers Required: ☐

Investment Customer: ☐

Joint Customer: ☐

Statement Request: ☐

Relationship Pricing: ☐

Withholding Tax Applicable: ☐

CIF Status:

Since:

Risk Category:

Sanction Check Status:

Identifier

Unique ID Name:

Value:

Relationship Manager

RM ID:

RM Name:

Combined Statement Plan

Auto Generated Statement Plan: ☐

Frequency:

Statement Day:

Sanction Check

Sanction Check Required At Transaction Level: ☐

Group MIS Joint Standing Instructions Linked Entities Text Fields Image Limits Statement Request Domestic Professional Cards Lini Audit Exit

Fig 3.3.1: A preview with 'Whereabouts Unknown' checkbox set as visible

If *Whereabouts Unknown* field is not required, uncheck the visible flag.

Screen Customization

Action: Load

Function Id: STDCIF

Save XML Path: STDCIF_RAD. BROWSE

Function Type: Parent

Parent Function:

Parent Xml:

Function Category: Maintenance

Header Template: None

Footer Template: Maint Audit

Search:

Block Field Properties

Field Name: WHRUNKN

Field Label: LBL_WHRUNKN

Data Source: STMS_CUSTOMER

Column Name: WHEREABOUTS_UNKNOWN

Data Type: Char

Display Type: CheckBox

Item Type: Database Item

Parent Field:

Related Block:

Related Field:

LOV Name:

Off Line LOV Name:

Fieldset Name: FST_STATUS

XSD Tag: WHRUNKN

XSD Annotation:

Field Size:

Maximum Length: 1

Minimum Value:

Maximum Value:

Maximum Decimals:

TextArea Rows:

TextArea Columns:

Default Value: N

Preview Value:

Mask Id:

☐ Required

☐ Visible

☐ Read Only

☐ Calendar Text

☐ Popup Edit Required

☐ Uppercase Only

☐ LOV Validation Required

☐ Input by LOV Only

☐ Not Required In Xsd

☐ Report Parameter

Custom Attributes

Attribute Name	Attribute Value	Active	Position
OFF	N	Yes	1
ON	Y	Yes	2

Fig 3.3.2: Setting the field invisible

Customer Maintenance

New Enter Query

Type: ☒ Individual ☐ Corporate ☐ Bank

Special Customer No Generation: ☐

Customer No: P

Full Name:
Short Name:
Branch Code:

Customer Category:
Private Customer: ☐

Personal Corporate **Additional** Director Auxiliary Check List MFI Details

Domicile Address

Same as Permanent Address: ☐

Address Code:

Address 1:
Address 2:
Address 3:
Address 4:
Pincode:
Country:

Misc Details

SWIFT Code:
Group Code:
Access Group:
Charge Group:
Clearing Group:
Tax Group:
Exposure:
Customer Classification:
External Reference Number:
Location:
FX Nesting Customer:
Media:
SSN:

Status

Frozen: ☐
Deceased: ☐
Eligible for AR-AP Tracking: ☐
CRM Customer: ☐
Mailers Required: ☐
Investment Customer: ☐
Joint Customer: ☐
Statement Request: ☐
Relationship Pricing: ☐
Withholding Tax Applicable: ☐
CIF Status:
Since:
Risk Category:
Sanction Check Status:

Identifier

Unique ID Name:
Value:

Relationship Manager

RM ID:
RM Name:

Combined Statement Plan

Auto Generated Statement Plan: ☐
Frequency:
Statement Day:

Sanction Check

Sanction Check Required At Transaction Level: ☐

Group MIS Joint Standing Instructions Linked Entities Text Fields Image Limits Statement Request Domestic Professional Cards Lini > Audit Exit

Fig 3.3.3: The field invisible on screen after deploying units generated from screen customizer

Example 2:

Requirement: Adding a new Tab to the Screen. Move fields from one tab to another

As shown in below screenshot Main Tab contains Unique Identifier Field set. This field has to be moved to a new tab

Customer Maintenance

New Enter Query

Type ☒ Individual ☐ Corporate ☐ Bank

Special Customer No Generation ☐

Customer No P

Full Name

Short Name

Branch Code

Customer Category *

Private Customer ☐

Personal Corporate **Additional** Director Auxiliary Check List MFI Details

Domicile Address

Same as Permanent Address ☐

Address Code

Address 1

Address 2

Address 3

Address 4

Pincode

Country

Misc Details

SWIFT Code

Group Code

Access Group

Charge Group

Clearing Group

Tax Group

Exposure

Customer Classification

External Reference Number

Location *

FX Netting Customer

Media *

SSN

Status

Frozen ☐

Deceased ☐

Whereabouts Unknown ☐

Eligible for AR-AP Tracking ☐

CRM Customer ☐

Mailers Required ☐

Investment Customer ☐

Joint Customer ☐

Statement Request ☐

Relationship Pricing ☐

Withholding Tax Applicable ☐

CIF Status

Since

Risk Category

Sanction Check Status

Fetch

Identifier

Unique ID Name

Value

Relationship Manager

RM ID

RM Name

Combined Statement Plan

Auto Generated Statement Plan ☐

Frequency

Statement Day

Sanction Check

Sanction Check Required At Transaction Level ☐

Group MIS Joint Standing Instructions Linked Entities Text Fields Image Limits Statement Request Domestic Professional Cards Lin Audit Exit

Fig 3.3.4: The section 'Unique Identifier'

In Screen Customizer, developer can add the new tab. Modify the properties of the field set .i.e. attach to this new tab.

Customer Maintenance

New Enter Query

Type ☐ Bank

Special Customer No Generation ☐

Customer No P

Branch Code

Personal Corporate Additional Director Check List MFI Details **Unique Identifier**

Identifier

Unique ID Name

Value

Group MIS Joint Standing Instructions Linked Entities Fields Image Limits CLS Restrictions MT920 Dome Audit Exit

Fig 3.3.5: Section 'Unique Identifier' moved to a new tab



Development Workbench - Screen Customizer
[April] [2025]
Version 14.7.6.0.0

Oracle Financial Services Software Limited
Oracle Park
Off Western Express Highway
Goregaon (East)
Mumbai, Maharashtra 400 063
India

Worldwide Inquiries:
Phone: +91 22 6718 3000
Fax: +91 22 6718 3001
www.oracle.com/financialservices/

Copyright © 2007, 2025, Oracle and/or its affiliates. All rights reserved.

Oracle and Java are registered trademarks of Oracle and/or its affiliates. Other names may be trademarks of their respective owners.

U.S. GOVERNMENT END USERS: Oracle programs, including any operating system, integrated software, any programs installed on the hardware, and/or documentation, delivered to U.S. Government end users are "commercial computer software" pursuant to the applicable Federal Acquisition Regulation and agency-specific supplemental regulations. As such, use, duplication, disclosure, modification, and adaptation of the programs, including any operating system, integrated software, any programs installed on the hardware, and/or documentation, shall be subject to license terms and license restrictions applicable to the programs. No other rights are granted to the U.S. Government.

This software or hardware is developed for general use in a variety of information management applications. It is not developed or intended for use in any inherently dangerous applications, including applications that may create a risk of personal injury. If you use this software or hardware in dangerous applications, then you shall be responsible to take all appropriate failsafe, backup, redundancy, and other measures to ensure its safe use. Oracle Corporation and its affiliates disclaim any liability for any damages caused by use of this software or hardware in dangerous applications.

This software and related documentation are provided under a license agreement containing restrictions on use and disclosure and are protected by intellectual property laws. Except as expressly permitted in your license agreement or allowed by law, you may not use, copy, reproduce, translate, broadcast, modify, license, transmit, distribute, exhibit, perform, publish or display any part, in any form, or by any means. Reverse engineering, disassembly, or decompilation of this software, unless required by law for interoperability, is prohibited.

The information contained herein is subject to change without notice and is not warranted to be error-free. If you find any errors, please report them to us in writing.

This software or hardware and documentation may provide access to or information on content, products and services from third parties. Oracle Corporation and its affiliates are not responsible for and expressly disclaim all warranties of any kind with respect to third-party content, products, and services. Oracle Corporation and its affiliates will not be responsible for any loss, costs, or damages incurred due to your access to or use of third-party content, products, or services.