

Local REST API Setup Guide

Oracle Banking Supply Chain Finance

Release 14.7.5.0.0

Part Number G13504-01

September 2024

Local REST API Setup Guide

Oracle Financial Services Software Limited

Oracle Park

Off Western Express Highway

Goregaon (East)

Mumbai, Maharashtra 400 063

India

Worldwide Inquiries:

Phone: +91 22 6718 3000

Fax: +91 22 6718 3001

<https://www.oracle.com/industries/financial-services/index.html>

Copyright © 2018, 2024, Oracle and/or its affiliates. All rights reserved.

Oracle and Java are registered trademarks of Oracle and/or its affiliates. Other names may be trademarks of their respective owners.

U.S. GOVERNMENT END USERS: Oracle programs, including any operating system, integrated software, any programs installed on the hardware, and/or documentation, delivered to U.S. Government end users are “commercial computer software” pursuant to the applicable Federal Acquisition Regulation and agency-specific supplemental regulations. As such, use, duplication, disclosure, modification, and adaptation of the programs, including any operating system, integrated software, any programs installed on the hardware, and/or documentation, shall be subject to license terms and license restrictions applicable to the programs. No other rights are granted to the U.S. Government.

This software or hardware is developed for general use in a variety of information management applications. It is not developed or intended for use in any inherently dangerous applications, including applications that may create a risk of personal injury. If you use this software or hardware in dangerous applications, then you shall be responsible to take all appropriate failsafe, backup, redundancy, and other measures to ensure its safe use. Oracle Corporation and its affiliates disclaim any liability for any damages caused by use of this software or hardware in dangerous applications.

This software and related documentation are provided under a license agreement containing restrictions on use and disclosure and are protected by intellectual property laws. Except as expressly permitted in your license agreement or allowed by law, you may not use, copy, reproduce, translate, broadcast, modify, license, transmit, distribute, exhibit, perform, publish or display any part, in any form, or by any means. Reverse engineering, disassembly, or decompilation of this software, unless required by law for interoperability, is prohibited. The information contained herein is subject to change without notice and is not warranted to be error-free. If you find any errors, please report them to us in writing.

This software or hardware and documentation may provide access to or information on content, products and services from third parties. Oracle Corporation and its affiliates are not responsible for and expressly disclaim all warranties of any kind with respect to third-party content, products, and services. Oracle Corporation and its affiliates will not be responsible for any loss, costs, or damages incurred due to your access to or use of third-party content, products, or services.

Contents

1	Preface.....	1
1.1	Introduction.....	1
1.2	Intended Audience	1
1.3	Documentation Accessibility	1
1.4	Access to Oracle Support	1
1.5	Related Documents.....	1
2	Hosting REST API Locally.....	2

1 Preface

1.1 Introduction

Welcome to Local REST API Set up Guide for Oracle Banking Supply Chain Finance. It provides an overview on how to set up REST API locally on your system.

1.2 Intended Audience

This guide is intended for the following audience:

- Customers
- Partners

1.3 Documentation Accessibility

For information about Oracle's commitment to accessibility, visit the Oracle Accessibility Program website at <http://www.oracle.com/pls/topic/lookup?ctx=acc&id=docacc>.

1.4 Access to Oracle Support

Oracle customers have access to electronic support through My Oracle Support. For more information refer to the following links:

- <https://www.oracle.com/corporate/accessibility/learning-support.html#support-tab>

1.5 Related Documents

For more information on Oracle Banking Supply Chain Finance, refer to the following documents:

- Oracle Banking Supply Chain Finance License Guide
- Oracle Banking Supply Chain Finance Installation Guides
- Oracle Banking Supply Chain Finance User Guides

2 Hosting REST API Locally

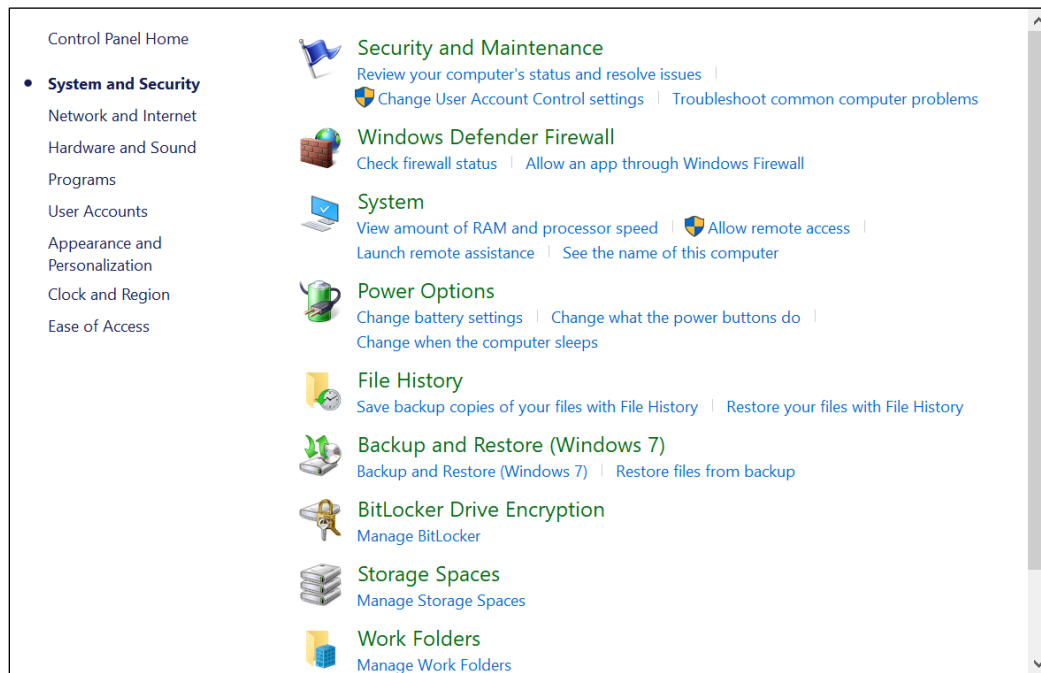
Pre-requisite

Ensure that Python is installed in your local.

Follow the below mentioned steps to set up the python path on your local:

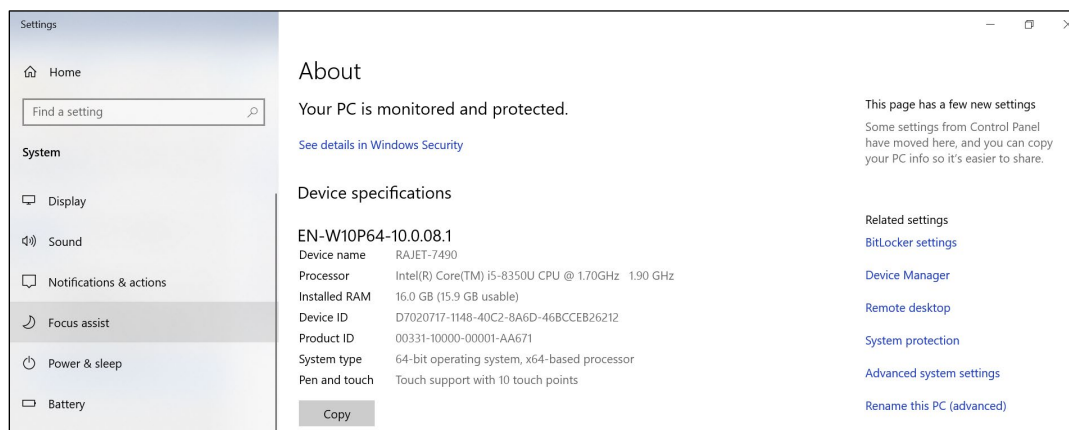
1. Go to **Control Panel** and click **System and Security**.

→ The **System and Security** pop-up window is displayed.



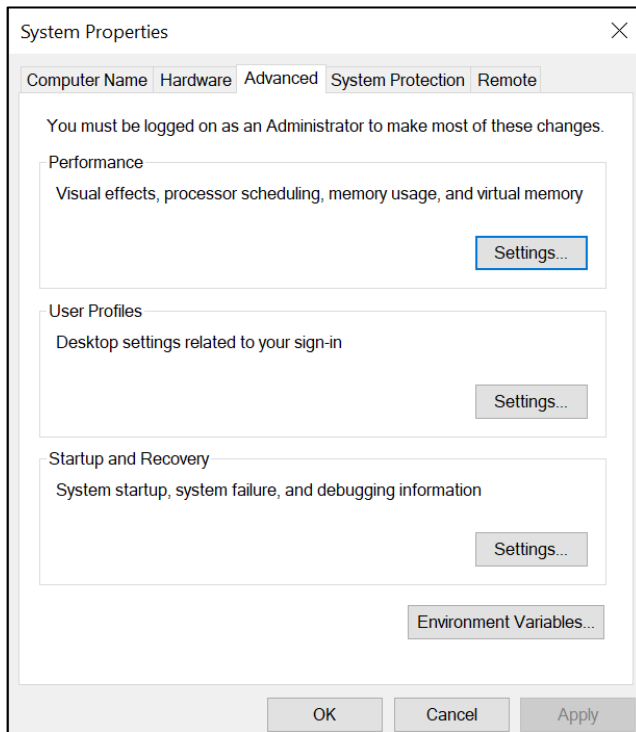
2. On **System and Security** settings, click **System**.

→ The **System** pop-up window is displayed.



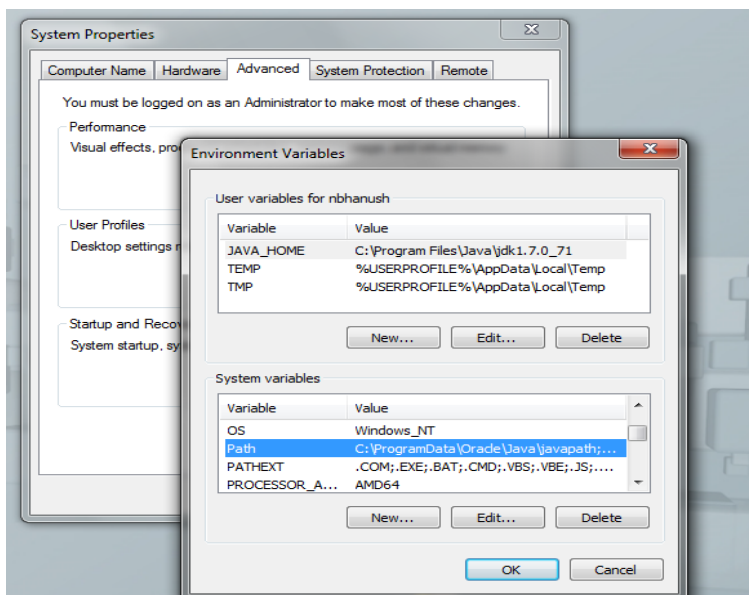
3. On **System** settings, click **Advanced system settings**.

→ The **System Properties** pop-up window is displayed.



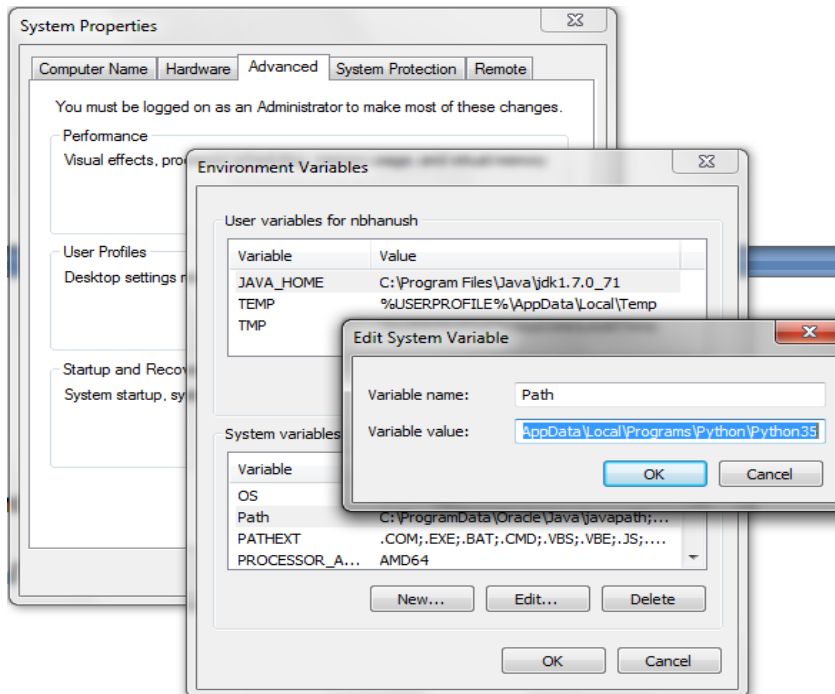
4. On **System Properties** pop-up window, click **Environment Variables**.

→ The **Environment Variables** pop-up window is displayed.



- On **Environment Variables** pop-up window, Select **Path** under **System variables**, and click **Edit**. Add Python installation path in path variable.

For example: `C:\Users\xxx\AppData\Local\Programs\Python\PythonXX`



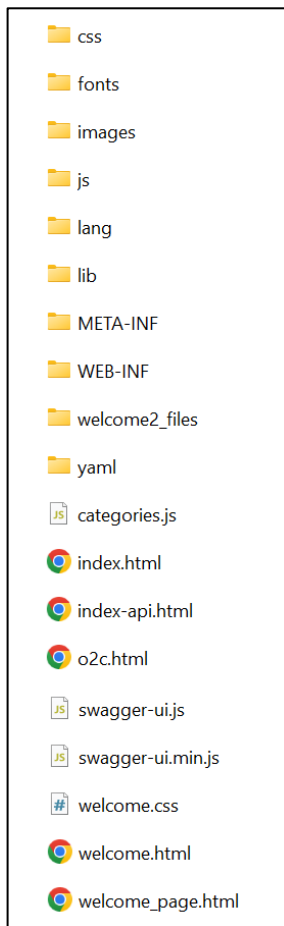
- Click **OK** on the pop-up windows to save the path.

Follow the below steps to host the REST API locally:

NOTE: REST API needs an HTTP Server to render itself. You can run a standalone HTTP Server using Python.

7. Assuming the REST API is deployed on a Windows machine in the following path - D:\OBSCF\ **swaggerUI**, run the following command to start a HTTP Server using python. 8888 is the port for HTTP server listens.

NOTE: The contents of the folder is shown in the below figure.




8. Open **Command Prompt**, and execute the following commands:

cd <enter the path where SwaggerUI is deployed> (Ex: cd D:\OBSCF\swaggerUI)

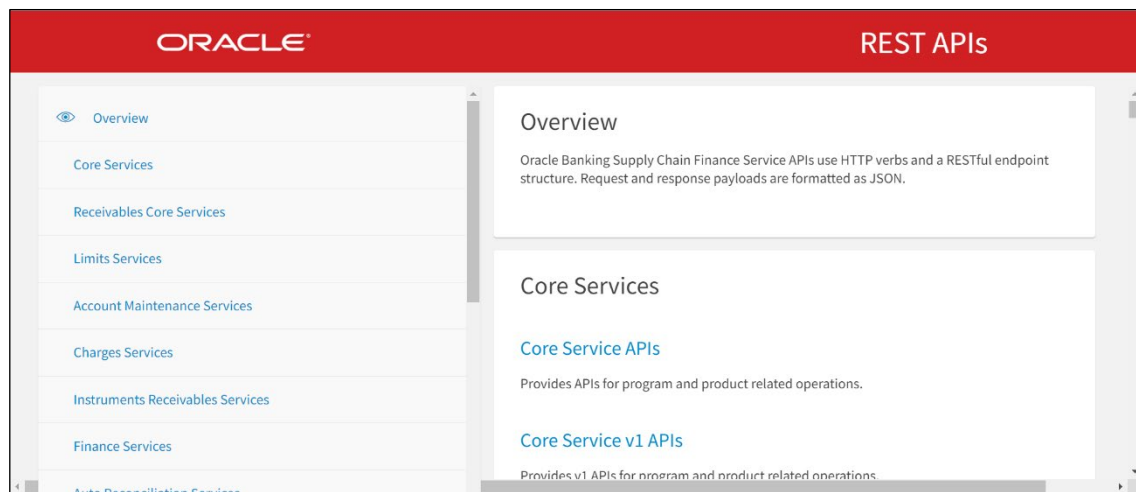
python -m SimpleHTTPServer 8888 (if Python version is older than Python 3)

python -m http.server 8888 (if Python version is Python 3)

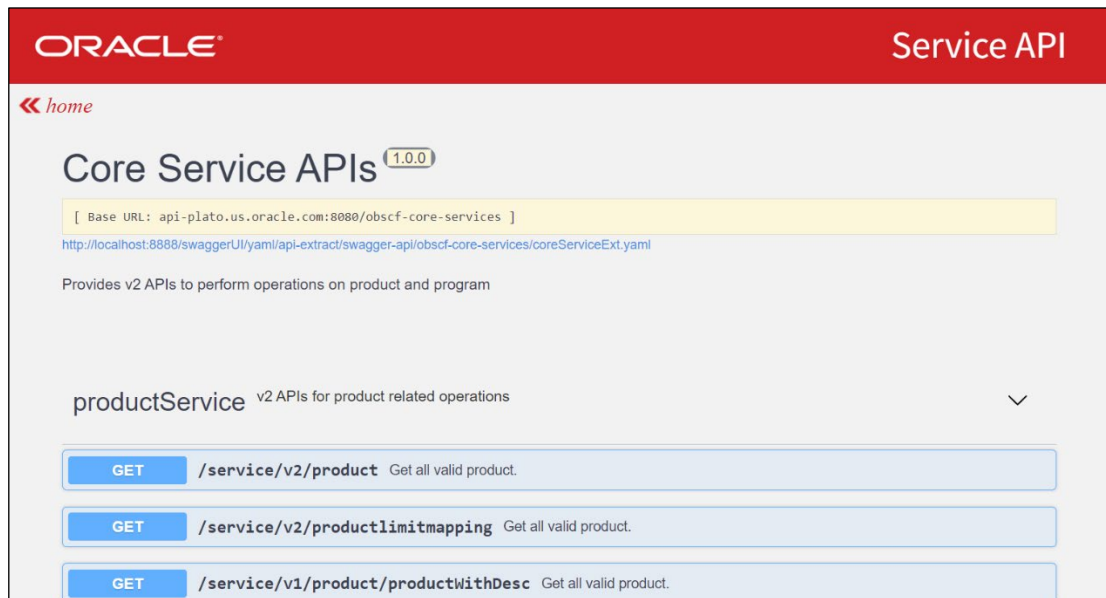
9. Go to URL http://localhost:8888/swaggerUI/welcome_page.html to access the Swagger UI. The following home screen appears:



10. Click **Oracle Banking Supply Chain Finance** product name to view the product landing page for REST APIs.



11. Click on the required services on the left panel, and then click on the required services in the right panel to get the required API. A sample screenshot is shown below:



12. Make changes to the html file if the IP address and port numbers are to be changed.