

FGL Integration
Oracle FLEXCUBE Universal Banking
Release 11.83.03.0.0
[April] [2014]
Oracle Part Number E80246-01



Table of Contents

ORACLE FLEXCUBE UNIVERSAL BANKING0

RELEASE 11.3.0.....0

1. ABOUT THIS MANUAL..... 1-1

1.1 INTRODUCTION 1-1

1.2 AUDIENCE 1-1

1.3 ACRONYMS AND ABBREVIATIONS 1-1

1.4 ORGANIZATION 1-1

1.5 CONVENTIONS USED IN THIS MANUAL 1-1

1.6 GLOSSARY OF ICONS 1-1

1.7 RELATED DOCUMENTS 1-2

2. ORACLE FLEXCUBE – FGL INTEGRATION..... 2-1

2.1 INTRODUCTION 2-1

2.2 CORE MAINTENANCES..... 2-1

2.3 MAINTAINING BRANCH PARAMETERS 2-2

2.4 DATA TRANSFER FROM FGL TO ORACLE FLEXCUBE..... 2-2

2.5 DATA TRANSFER FROM ORACLE FLEXCUBE TO FGL..... 2-3

 2.5.1 *Transaction Data Handoff*..... 2-3

 2.5.2 *Customer MIS Handoff*..... 2-4

 2.5.3 *Accounting Entries Handoff*..... 2-5

3. SCREEN GLOSSARY 3-1

3.1 FUNCTION ID LIST..... 3-1

1. About this Manual

1.1 Introduction

This manual is designed to help acquaint you with the integration of Oracle FLEXCUBE and Oracle FLEXCUBE General Ledger (FGL) system.

This manual provides you extensive explanations about the maintenances and processing of exchange of data between Oracle FLEXCUBE and FGL. Besides this User Manual, while maintaining the details, you can invoke the context sensitive help available for each field. This help encapsulates the purpose of each field within a screen. Placing the cursor on the relevant field and striking the <F1> key on the keyboard can obtain information specific to a particular field.

1.2 Audience

This manual is intended for the following User/User Roles:

Role	Function
Back office data entry Clerks	Input functions for maintenances
Back office Managers/Officers	Authorization functions

1.3 Acronyms and Abbreviations

Abbreviation	Description
System	Unless and otherwise specified, it shall always refer to Oracle FLEXCUBE system
SDE	System Data Element
FGL	Oracle FLEXCUBE General Ledger
GL	General Ledger

1.4 Organization

This document talks about the required maintenance and further processing of data transfer between Oracle FLEXCUBE and FGL. This includes the following:




















- Maintaining Bank Parameters
- Data Transfer from FGL to Oracle FLEXCUBE
- Data Transfer from Oracle FLEXCUBE to FGL

1.5 Conventions Used in this Manual

Important information is preceded with the  symbol.

1.6 Glossary of Icons

This User Manual may refer to all or some of the following icons.

Icons	Function
	New
	Copy
	Save
	Delete
	Unlock
	Print
	Close
	Re-open
	Reverse
	Template
	Roll-over
	Hold
	Authorize
	Liquidate
	Exit
	Sign-off
	Help
	Add row
	Delete row

Refer the Procedures User Manual for further details about the icons.

1.7 **Related Documents**

You can refer to the following documents:

- XML Interface Document
- Oracle FLEXCUBE General Ledger User Manual

2. Oracle FLEXCUBE – FGL Integration

2.1 Introduction

Oracle FLEXCUBE General Ledger (FGL) system is the pillar on which various functional components of Oracle FLEXCUBE rest. Through this single entity you can consolidate and maintain balances and turnovers of all types of accounts your bank holds. In addition, FGL helps you retrieve the information on the FGLs maintained for your bank.

FGL is a standalone general ledger system with the ability to define chart of accounts. You may also use this system to keep a complete track of the ledger balances of your organization.

FGL interacts with external systems including Oracle FLEXCUBE through web services. This enables transfer of information pertaining to transactions, general ledgers, MIS and accounting entries between these systems.

Data transfer between Oracle FLEXCUBE and FGL are facilitated by two jobs:

- FGL Extraction Job – Extracts data from FGL
- FGL Handoff Job – Hands off data to FGL

This document guides you through the maintenances and processes required for data transfer between Oracle FLEXCUBE and FGL.

2.2 Core Maintenances

The following core maintenance should be in sync with Oracle FLEXCUBE for the FGL Integration:

- Bank Parameters
- Branch Parameters
- Financial Cycles Accounting Periods
- Transaction Codes
- Currency Details
- Currency Position Details
- MIS Maintenance
- Chart of Accounts

Refer to Oracle FLEXCUBE General Ledger User Manual for details on maintenances related to FGL.

2.3 Maintaining Branch Parameters

To enable data transfer between Oracle FLEXCUBE and Oracle FLEXCUBE General Ledger, you need to set certain options at bank parameter level.

Branch Parameters Preferences

Netting Suspense General Ledger	261100005	Profit and Loss Adjustment	<input type="checkbox"/> Track Previous Year Profit And Loss Adjustment
Walk In Customer	E01100003	Revaluation Split Details	<input checked="" type="checkbox"/> Revaluation Split Required
Internal Swap Customer	000000001	Suspense Product Maintenance	
Clearing Account	171200001	Debit Product	CHDP
Offset Clearing Account	261200003	Description	CASH DEPOSIT
Weekly Holiday 1	Saturday	Credit Product	CHWL
Weekly Holiday 2	Sunday	Description	CASH WITHDRAWAL
Clearing Bank Code		International Banking Account Number MASKS	
MIS Group For Currency		Bank Code	aaaaaaa
<input type="checkbox"/> Interdict Validation Required		Account Number	aaannnn
Interdict Timeout Interval		FGL Integration	<input checked="" type="checkbox"/> FGL HandOff Required
Status Processing Basis	Contract Level	LDAP DN Template	cn=<FCCUSR>,cn=User,s,dc=i-flex,dc=com
Provisioning Frequency	Monthly		
Uncollected Funds Basis	Uncollected Funds		
<input checked="" type="checkbox"/> Deferred Statement Generation			
<input type="checkbox"/> Enterprise General Ledger			
Minor Age Limit (Yrs)	21		
Notification Days	10		
Back Value Details	<input type="checkbox"/> Back Valued Check Required		
Back Value Days			

LCY Msg Pref

Ok Exit

FGL Handoff Required

Check this option to indicate that FGL handoff is required for the bank. The system will enable data transfer between Oracle FLEXCUBE and FGL only you check this option.

2.4 Data Transfer from FGL to Oracle FLEXCUBE

FGL extracts information pertaining to general ledger and MIS for Oracle FLEXCUBE. This extraction happens whenever one of the following operations happens in FGL:

- Creation of GL
- Closure of GL
- Reopening of GL
- Creation of MIS Class
- Modification of MIS Class

Additionally, Oracle FLEXCUBE extracts the following maintenances from FGL:

- SDE Definition
- General Ledger Information
- MIS Maintenance
 - MIS Classes
 - MIS Codes

The extracted data gets uploaded into the system. The process of data transfer between Oracle FLEXCUBE and FGL takes place during intraday batch process. The transfer will be completed before end of day operations begin. The FGL data discussed above is a subset of what is required for Oracle FLEXCUBE. Hence the extracted data needs to be enriched.

2.5 Data Transfer from Oracle FLEXCUBE to FGL

Oracle FLEXCUBE hands off the following information to FGL:

- Transaction Data
- Accounting Entries
- Customer MIS Information

FGL handoff job extracts the above data from Oracle FLEXCUBE and uploads them into FGL.

2.5.1 Transaction Data Handoff

When a new transaction is created or an existing transaction is modified, the system hands off the updated transaction data to FGL. FGL stores the received transaction data as 'Transaction Objects'.

Transaction data handoff will be triggered when the first accounting entry from a transaction comes for authorization in Oracle FLEXCUBE. Based on the module of the transaction, the system uses appropriate extractor packages and converts the data into record format, which is recognized by FGL.

The system extracts all possible transaction attributes that can be used as SDEs and converts them into record format for handoff. The number and nature of the transaction data extracted from each module will be different. For example, an FT contract may have 20 attributes, where as a retail lending account may have 30-40 attributes. However, FGL receives a maximum of 30 transaction attributes irrespective of the module.

Along with the accounting entries, Oracle FLEXCUBE sends the transaction object reference number generated by FGL for identification.

Changes in transaction MIS information (transaction and composite MIS codes) will be handed off to FGL along with the other transaction information.

2.5.1.1 Mapping Transaction Attributes to SDEs

Transaction attributes extracted from Oracle FLEXCUBE needs to be mapped to a corresponding SDE in FGL. User defined fields at the contract level can also be mapped to SDEs. You can maintain this mapping using 'SDE Mapping' screen. To invoke the screen, type 'IFDSDMAP' in the field at the top right corner of the Application toolbar and click the adjoining arrow button.

FGL SDE Code	FGL SDE Id	Description	Attribute Name	Attribute Description
--------------	------------	-------------	----------------	-----------------------

You can capture the following details on this screen:

Module Code

Specify the module code. You can map the attributes of transactions entered in this module to corresponding SDE from this screen.

Module Description

The system displays the description of the module.

SDE Code

Specify the SDE code to be mapped to the transaction attribute.

Module Transaction Attributes

Specify the transaction attribute to be mapped to the selected SDE.

Depending on the SDE definition and mapping, the transaction attributes handed off from Oracle FLEXCUBE will be mapped to the corresponding attribute in FGL.

2.5.2 Customer MIS Handoff

When there is a change in customer MIS information in Oracle FLEXCUBE, the details are handed off to FGL. On customer authorization, the system will identify the MIS change and initiate the handoff process.

2.5.3 Accounting Entries Handoff

During authorization, after the transaction data handoff, the system will begin handoff of accounting entries. Accounting entries will be handed off in record format with 'AC_ENTRY_SR_NO' in the beginning and end of the record.

For entries into customer accounts, system updates the credit and debit GLs along with the current balance of the customer account. This is handed off to FGL as an accounting entry pair. FGL resolves and passes the accounting entries accordingly.

Oracle FLEXCUBE does not handoff revaluation, position and IB entries to FGL. These are resolved in FGL itself.

3. Screen Glossary

3.1 Function ID List

The following table lists the function id and the function description of the screens covered as part of this User Manual.

Function ID	Function Description
IFDSDMAP	SDE Mapping Detailed



FGL Integration

[April] [2014]
Version 11.3.83.02.0

Oracle Financial Services Software Limited

Oracle Park

Off Western Express Highway
Goregaon (East)
Mumbai, Maharashtra 400 063
India

Worldwide Inquiries:

Phone: +91 22 6718 3000

Fax: +91 22 6718 3001

www.oracle.com/financialservices/

Copyright © 2005, 2014, Oracle and/or its affiliates. All rights reserved.

Oracle and Java are registered trademarks of Oracle and/or its affiliates. Other names may be trademarks of their respective owners.

U.S. GOVERNMENT END USERS: Oracle programs, including any operating system, integrated software, any programs installed on the hardware, and/or documentation, delivered to U.S. Government end users are 'commercial computer software' pursuant to the applicable Federal Acquisition Regulation and agency-specific supplemental regulations. As such, use, duplication, disclosure, modification, and adaptation of the programs, including any operating system, integrated software, any programs installed on the hardware, and/or documentation, shall be subject to license terms and license restrictions applicable to the programs. No other rights are granted to the U.S. Government.

This software or hardware is developed for general use in a variety of information management applications. It is not developed or intended for use in any inherently dangerous applications, including applications that may create a risk of personal injury. If you use this software or hardware in dangerous applications, then you shall be responsible to take all appropriate failsafe, backup, redundancy, and other measures to ensure its safe use. Oracle Corporation and its affiliates disclaim any liability for any damages caused by use of this software or hardware in dangerous applications.

This software and related documentation are provided under a license agreement containing restrictions on use and disclosure and are protected by intellectual property laws. Except as expressly permitted in your license agreement or allowed by law, you may not use, copy, reproduce, translate, broadcast, modify, license, transmit, distribute, exhibit, perform, publish or display any part, in any form, or by any means. Reverse engineering, disassembly, or decompilation of this software, unless required by law for interoperability, is prohibited.

The information contained herein is subject to change without notice and is not warranted to be error-free. If you find any errors, please report them to us in writing.

This software or hardware and documentation may provide access to or information on content, products and services from third parties. Oracle Corporation and its affiliates are not responsible for and expressly disclaim all warranties of any kind with respect to third-party content, products, and services. Oracle Corporation and its affiliates will not be responsible for any loss, costs, or damages incurred due to your access to or use of third-party content, products, or services.