

FGL Integration  
Version-1.0  
9NT1399-ORACLE FC UBSV.UM 11.0.RU.1.0.0.0  
[December] [2010]  
Oracle Part Number E51712-01



---

## Document Control

Author: Documentation Team	Group: UBPG	
Created on: July 26, 2010	Revision No: Final	
Updated by: Documentation Team	Reviewed by: Development/ Testing teams	Approved by: Software Quality Assurance Team
Updated on: : December 23, 2010	Reviewed on: : December 23, 2010	Approved on: : December 23, 2010

---

# Table of Contents

- 1. ABOUT THIS MANUAL..... 1-1**
  - 1.1 INTRODUCTION ..... 1-1
  - 1.2 AUDIENCE ..... 1-1
  - 1.3 ACRONYMS AND ABBREVIATIONS ..... 1-1
  - 1.4 ORGANIZATION ..... 1-1
  - 1.5 CONVENTIONS USED IN THIS MANUAL ..... 1-1
  - 1.6 GLOSSARY OF ICONS ..... 1-1
  - 1.7 RELATED DOCUMENTS ..... 1-2
  
- 2. ORACLE FLEXCUBE – FGL INTEGRATION..... 2-1**
  - 2.1 INTRODUCTION ..... 2-1
  - 2.2 CORE MAINTENANCES..... 2-1
  - 2.3 MAINTAINING BRANCH PARAMETERS PREFERENCES ..... 2-1
  - 2.4 DATA TRANSFER FROM FGL TO ORACLE FLEXCUBE..... 2-2
  - 2.5 DATA TRANSFER FROM ORACLE FLEXCUBE TO FGL..... 2-3
    - 2.5.1 *Transaction Data Handoff*..... 2-3
    - 2.5.2 *Customer MIS Handoff*..... 2-3
    - 2.5.3 *Accounting Entries Handoff*..... 2-3

---

# 1. About this Manual

## 1.1 Introduction

This manual is designed to help acquaint you with the integration of Oracle FLEXCUBE and Oracle FLEXCUBE General Ledger (FGL) system.

This manual provides you extensive explanations about the maintenances and processing of exchange of data between Oracle FLEXCUBE and FGL. Besides this User Manual, while maintaining the details, you can invoke the context sensitive help available for each field. This help encapsulates the purpose of each field within a screen. Placing the cursor on the relevant field and striking the <F1> key on the keyboard can obtain information specific to a particular field.

## 1.2 Audience

This manual is intended for the following User/User Roles:

Role	Function
Back office data entry Clerks	Input functions for maintenances
Back office Managers/Officers	Authorization functions

## 1.3 Acronyms and Abbreviations

Abbreviation	Description
System	Unless and otherwise specified, it shall always refer to Oracle FLEXCUBE system
SDE	System Data Element
FGL	Oracle FLEXCUBE General Ledger
GL	General Ledger

## 1.4 Organization

This document talks about the required maintenance and further processing of data transfer between Oracle FLEXCUBE and FGL. This includes the following:




















- Maintaining Bank Parameters
- Data Transfer from FGL to Oracle FLEXCUBE
- Data Transfer from Oracle FLEXCUBE to FGL

## 1.5 Conventions Used in this Manual

Important information is preceded with the  symbol.

## 1.6 Glossary of Icons

This User Manual may refer to all or some of the following icons.

Icons	Function
	New
	Copy
	Save
	Delete
	Unlock
	Print
	Close
	Re-open
	Reverse
	Template
	Roll-over
	Hold
	Authorize
	Liquidate
	Exit
	Sign-off
	Help
	Add row
	Delete row

Refer the Procedures User Manual for further details about the icons.

## 1.7 **Related Documents**

You can refer to the following documents:

- XML Interface Document
- Oracle FLEXCUBE General Ledger User Manual

---

## 2. Oracle FLEXCUBE – FGL Integration

### 2.1 Introduction

Oracle FLEXCUBE General Ledger (FGL) system is the pillar on which various functional components of Oracle FLEXCUBE rest. Through this single entity you can consolidate and maintain balances and turnovers of all types of accounts your bank holds. In addition, FGL helps you retrieve the information on the FGLs maintained for your bank.

FGL is a standalone general ledger system with the ability to define chart of accounts. You may also use this system to keep a complete track of the ledger balances of your organization.

FGL interacts with external systems including Oracle FLEXCUBE through web services. This enables transfer of information pertaining to transactions, general ledgers, MIS and accounting entries between these systems.

Data transfer between Oracle FLEXCUBE and FGL are facilitated by two jobs:

- FGL Extraction Job – Extracts data from FGL
- FGL Handoff Job – Hands off data to FGL

This document guides you through the maintenances and processes required for data transfer between Oracle FLEXCUBE and FGL.

### 2.2 Core Maintenances

The following core maintenance should be in sync with Oracle FLEXCUBE for the FGL Integration:

- Bank Parameters
- Branch Parameters
- Financial Cycles Accounting Periods
- Transaction Codes
- Currency Details
- Currency Position Details
- MIS Maintenance
- Chart of Accounts

*Refer to Oracle FLEXCUBE General Ledger User Manual for details on maintenances related to FGL.*

### 2.3 Maintaining Branch Parameters Preferences

To enable data transfer between Oracle FLEXCUBE and Oracle FLEXCUBE General Ledger, you need to set certain options at bank parameter level. Invoke the 'Branch Parameters Maintenance' screen by typing 'STDBRANC' in the field at the top right corner of the Application toolbar and clicking the adjoining arrow button. Further, click 'Preferences' button to invoke the 'Branch Parameters Preferences' screen.

### FGL Handoff Required

Check this option to indicate that FGL handoff is required for the bank. The system will enable data transfer between Oracle FLEXCUBE and FGL only you check this option.

*For further information on 'Branch Parameters Preferences' screen, refer to the chapter 'Branch Parameters' in Core Services user manual.*

## 2.4 Data Transfer from FGL to Oracle FLEXCUBE

FGL extracts information pertaining to general ledger and MIS for Oracle FLEXCUBE. This extraction happens whenever one of the following operations happens in FGL:

- Creation of GL
- Closure of GL
- Reopening of GL
- Creation of MIS Class
- Modification of MIS Class

Additionally, Oracle FLEXCUBE extracts the following maintenances from FGL:

- SDE Definition
- General Ledger Information
- MIS Maintenance
  - MIS Classes
  - MIS Codes

The extracted data gets uploaded into the system. The process of data transfer between Oracle FLEXCUBE and FGL takes place during intraday batch process. The transfer will be completed before end of day operations begin. The FGL data discussed above is a subset of what is required for Oracle FLEXCUBE. Hence the extracted data needs to be enriched.

## **2.5 Data Transfer from Oracle FLEXCUBE to FGL**

Oracle FLEXCUBE hands off the following information to FGL:

- Transaction Data
- Accounting Entries
- Customer MIS Information

FGL handoff job extracts the above data from Oracle FLEXCUBE and uploads them into FGL.

### **2.5.1 Transaction Data Handoff**

When a new transaction is created or an existing transaction is modified, the system hands off the updated transaction data to FGL. FGL stores the received transaction data as 'Transaction Objects'.

Transaction data handoff will be triggered when the first accounting entry from a transaction comes for authorization in Oracle FLEXCUBE. Based on the module of the transaction, the system uses appropriate extractor packages and converts the data into record format, which is recognized by FGL.

The system extracts all possible transaction attributes that can be used as SDEs and converts them into record format for handoff. The number and nature of the transaction data extracted from each module will be different. For example, an FT contract may have 20 attributes, where as a retail lending account may have 30-40 attributes. However, FGL receives a maximum of 30 transaction attributes irrespective of the module.

Along with the accounting entries, Oracle FLEXCUBE sends the transaction object reference number generated by FGL for identification.

Changes in transaction MIS information (transaction and composite MIS codes) will be handed off to FGL along with the other transaction information.

### **2.5.2 Customer MIS Handoff**

When there is a change in customer MIS information in Oracle FLEXCUBE, the details are handed off to FGL. On customer authorization, the system will identify the MIS change and initiate the handoff process.

### **2.5.3 Accounting Entries Handoff**

During authorization, after the transaction data handoff, the system will begin handoff of accounting entries. Accounting entries will be handed off in record format with 'AC\_ENTRY\_SR\_NO' in the beginning and end of the record.

For entries into customer accounts, system updates the credit and debit GLs along with the current balance of the customer account. This is handed off to FGL as an accounting entry pair. FGL resolves and passes the accounting entries accordingly.

Oracle FLEXCUBE does not handoff revaluation, position and IB entries to FGL. These are resolved in FGL itself.





FGL Integration  
[December] [2010]  
Version 1.0

Oracle Corporation  
World Headquarters  
500 Oracle Parkway  
Redwood Shores, CA 94065  
U.S.A.

Worldwide Inquiries:  
Phone: +1.650.506.7000  
Fax: +1.650.506.7200  
[www.oracle.com/ financial\\_services/](http://www.oracle.com/financial_services/)

Copyright © [2010] Oracle Financial Services Software Limited. All rights reserved.

No part of this work may be reproduced, stored in a retrieval system, adopted or transmitted in any form or by any means, electronic, mechanical, photographic, graphic, optic recording or otherwise, translated in any language or computer language, without the prior written permission of Oracle Financial Services Software Limited.

Due care has been taken to make this document and accompanying software package as accurate as possible. However, Oracle Financial Services Software Limited makes no representation or warranties with respect to the contents hereof and shall not be responsible for any loss or damage caused to the user by the direct or indirect use of this document and the accompanying Software System. Furthermore, Oracle Financial Services Software Limited reserves the right to alter, modify or otherwise change in any manner the content hereof, without obligation of Oracle Financial Services Software Limited to notify any person of such revision or changes.

All company and product names are trademarks of the respective companies with which they are associated.